



# Kane County

## KC Energy and Environmental Committee

Government Center  
719 S. Batavia Ave., Bldg. A  
Geneva, IL 60134

### Agenda

BATES, Tarver, Allan, Kious, Roth, Strathmann, Young, ex-officios Pierog (County Chair),  
and Tepe (County Vice Chair)

---

<b>Friday, April 12, 2024</b>	<b>9:00 AM</b>	<b>County Board Room</b>
-------------------------------	----------------	--------------------------

---

1. **Call To Order**
2. **Roll Call**
3. **Remote Attendance Requests**
4. **Approval of Minutes: March 15, 2024**
5. **Public Comment (Agenda Items)**
6. **Public Comment (Non- Agenda Items)**
7. **Environmental (J.Wollnik)**
  - A. **Proposed Hydrogen Storage Facility**
8. **Recycling/Solid Waste (C. Ryan)**
  - A. **2023 in Review: Curbside, Centers & Events**
9. **Sustainability (S.Hinshaw)**
  - A. **Judicial Center Solar Project**
  - B. **April 2024 Sustainability Updates**
10. **New Business**
11. **Chairs Comments**
12. **Reports Placed On File**
13. **Executive Session (if needed)**
14. **Adjournment**

STATE OF ILLINOIS )

SS.

COUNTY OF KANE )

**PRESENTATION/DISCUSSION NO. TMP-24-2164**

## PROPOSED HYDROGEN STORAGE FACILITY

STATE OF ILLINOIS )

SS.

COUNTY OF KANE )

**PRESENTATION/DISCUSSION NO. TMP-24-2208**

## 2023 IN REVIEW: CURBSIDE, CENTERS & EVENTS



# 2023 in Review: Curbside, Centers & Events

E&E Committee, April 12, 2024



Clair Ryan  
Kane County Recycling Coordinator  
[recycle@kanecountyil.gov](mailto:recycle@kanecountyil.gov)



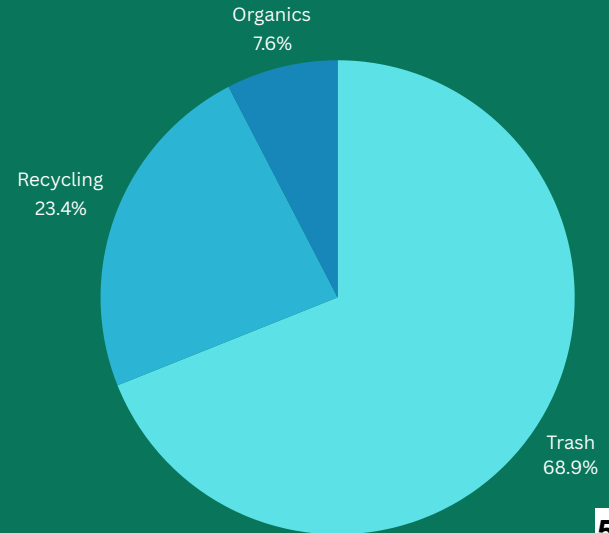


# Residential Curbside Material

- ~184,000 households with curbside hauling service (95% thru negotiated franchise agreements)
- Total household discards in 2023 = 253,915 tons (1.38 tons per household)
- Rate of discard in 2023 = 7.6 lbs per household or 2.7 lbs per person per day
- County diversion rate of 31% (Municipal Range: 22% - 37%)
- Trash = 175,178 tons = 1,555,581 cyd or 35,843 TEUs (uncompacted)
- Recycling = 59,579 tons = 921,091 cyd or 21,223 TEUs (uncompacted)
- Organics = 19,324 tons = 77,296 cyd or 1,781 TEUs (uncompacted)



~24,000 TEUs



Time Series of Materials Collected from Kane County Households through Franchised Hualing Agreement, 2011(12) - 2023



# Kane Co's Top Curbside Recyclers (2023)



Pingree Grove (33.1%; +1)



St. Charles (30.0%; +3)



Algonquin (29.2%; \*new\*)

Gilberts (29.2%; -1)

North Aurora (28.6%; \*new\*)

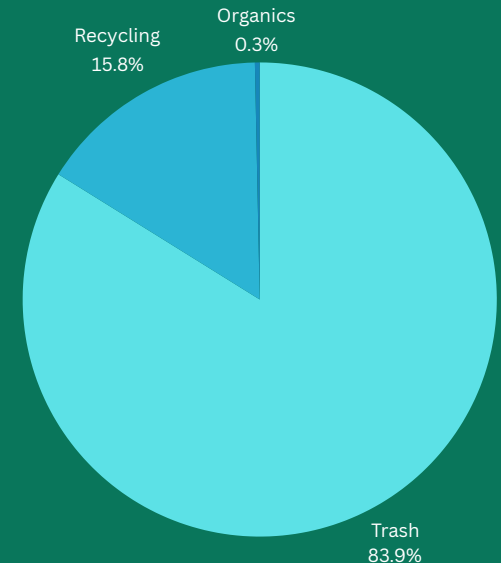


# Commercial Contract Material (non-CDD)

- ♻️ 11,954 commercial accounts reported (49.0% with recycling service)
- ♻️ Total commercial discards in 2023 = 204,840 tons (17.2 tons per account)
- ♻️ Rate of discard in 2023 = 2.2 lbs. per Kane Co. resident per day
- ♻️ County diversion rate of 16.1%
- ♻️ Trash = 171,772 tons = 762,669 cyd or 17,573 TEUs (uncompacted)
- ♻️ Recycling = 32,400 tons = 293,868 cyd or 6,771 TEUs (uncompacted)
- ♻️ Organics = 668 tons = 2,672 cyd or 62 TEUs (uncompacted)

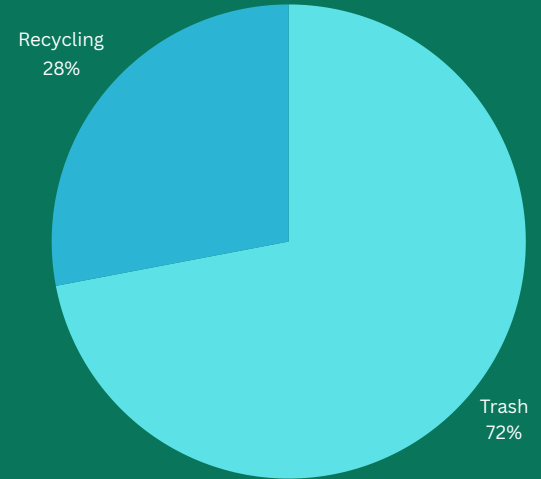


~24,000 TEUs



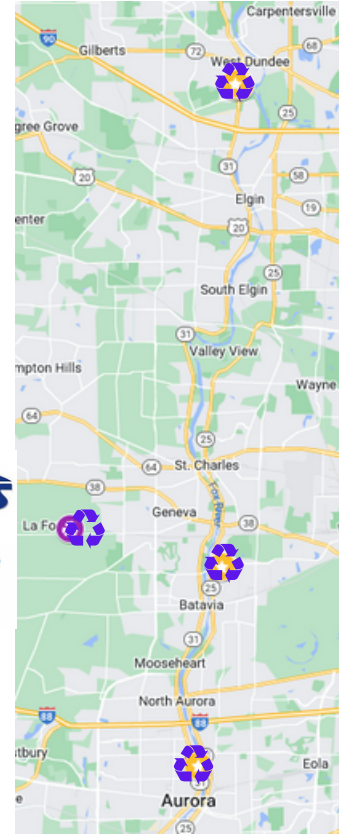
# Commercial Discards (CDD)

- ♻ Total CDD reported in 2023 = 62,542 tons
- ♻ Hauler reports likely account for a relatively small % of CDD actually generated
- ♻ County diversion rate of 28%
- ♻ Trash = 45,011 tons = 45,000 cyd or 1,037 TEUs
- ♻ Recycling = 17,531 tons = 17,500 cyd or 403 TEUs



# Recycling Centers 2023 Haul

- ♻️ 576.9 total tons of material (598.7 tons in '22; -3.6%)  
(equivalent weight of 38.5 school buses)
- ♻️ 11,055 residents served at "our" sites (11,008 in '22)
- ♻️ 487.0 tons of electronics (495.8; -1.7%)
- ♻️ 46.0 tons of textiles (49.3; -6.7%)
- ♻️ 23.1 tons of books & mixed paper (37.2; -37.9%)
- ♻️ 20.8 tons of corrugated cardboard (21.8; -4.6%)





# New: Self-Service Kiosk

- ♻️ 10 boxes of ink jet cartridges (~25 cu ft.; ~100 lbs.)
- ♻️ 7 boxes of art and office supplies (~17.5 cu ft.; ~70 lbs.)
- ♻️ 3 boxes of flexible six-pack rings (~9 cu ft.)
- ♻️ 1 box of can holders (~2.5 cu ft.)
- ♻️ 1 box of eyeglasses (~2.5 cu ft.)



# Recycling Events

- ♻️ 27.4 tons of documents shredded (30.1 tons in '22; -9.0%)
  - Hit the 400 total tons shredded mark! (2015-2023)
- ♻️ 11.2 tons of latex paint collected (12.0; -6.7%)
- ♻️ 1,404 lbs aerosols collected (650; +116%!!!)
- ♻️ 1.09 tons of batteries recycled (1.33 tons in '22; -18.0%)
- ♻️ ~480 lbs of bulbs recycled (1,567 Hg-containing units; + 23%)
- ♻️ ~300 lbs of Styrofoam recycled
- ♻️ 1,017 lbs of bikes sent for repair & reuse (2,184; -53%)
- ♻️ 27 tons of dumped tires recycled
- ♻️ ~20 cu yds of corrugated plastic campaign signs





## Our Total Impact in 2023 (inc. HHW)

# 720 tons!



x 48



x 2.85



# Information Services

- Answered thousands of public inquiries via phone and email
- Gave seven presentations (6 recycling, 1 composting)
- Tabled at 3 community events
- Distributed ~20,000 program post cards
- The Recycling Centers webpage is the fourth most viewed page on the Kane Co. domain!
  - ~49,000 unique views by at least 26,000 individual users
  - Recycling Events, Recycling Home, Hard to Recycle A-Z are also in the top 15 most viewed pages
- ~138,000 unique views of the top 10 recycling pages
- 16 recycling-related posts on the new Kane Co. Government Facebook page
- Contributed to 12 KCC pieces




KANE COUNTY RECYCLING DROP-OFFS					
	Electronics & Appliances	Household Appliances	Auto Parts & Tires	Flammable Liquids	Flammable Solids
<b>BATAVIA</b> 517 E. Fabrym Place Mon - Fri, 8am - 4pm	✓	✓	✓	✓	✓
<b>WEST DUNDEE</b> Drop-off Public Works 900 Apple Turn Mon - Fri, 7am - 3pm	✓	✓	✓	✓	✓
<b>AURORA</b> Ace Hardware 994 N. Lake St. First Saturdays, 9am - noon	✓	✓	✓	✓	✓
<b>ELBURN</b> LKS 1N138 Linder Dr. Mon - Fri, 8:30am - 2:30pm "Pre-registration required for this site only" - call (844) 633-3577	✓				


**COSTS**  
TV's & monitors less than 21" are \$25 each  
TV's & monitors 21" and larger are \$35 each  
Appliances are \$1 each  
Small project loads are \$3

Pay on-site w/ cash or card  
All other items free!





**RECYCLING & DROP-OFF INFO**



(820) 208-3841  
recycling@kaneinfo.org



# Coming Up:

-  Pop-up Recycling @ Geneva Park District Earth Day Celebration, April 20, 11am - 1pm @ Peck Farm Park
-  Tabling @ Elgin Senior Health & Wellness Fair, April 26
-  Speaking @ Geneva Public Library, April 30
-  KCR-hosted spring Shred 'n' More, 5/4 @ Circuit Clerk's Building 8am - noon
  - Four super shredder trucks shred residents' documents for free
    - Keeps shredded paper out of single stream recycling
    - Helps protect our citizens against identity theft
  - Latex paint & aerosol recycling
  - Child car seat recycling
  - Clothing, textile & home goods recycling
    - Pillows
    - Toys & games
    - Small home décor items and picture frames
    - Luggage
    - Small kitchen wears (dish ware, glass ware, utensils)
  - **\*Amazing\* E&E Committee member volunteer opportunity!**

# Questions or Comments?

Clair Ryan

Kane Co. Recycling Coordinator

o: 630-208-3841

c: 224-230-7926

e: [recycle@kanecountyil.gov](mailto:recycle@kanecountyil.gov)  
[ryanclair@kanecountyil.gov](mailto:ryanclair@kanecountyil.gov)



*Thank  
You*

STATE OF ILLINOIS )

SS.

COUNTY OF KANE )

**PRESENTATION/DISCUSSION NO. TMP-24-2161**

# JUDICIAL CENTER SOLAR PROJECT

# Kane County Judicial Solar Project



The initial savings from the Judicial Solar project were presented previously to the E&E Committee for half of December 2023 (Dec 15-31<sup>st</sup>) in the amount of \$926.00. This is  $\frac{1}{2}$  of one percent of the anticipated production over a year period.

We will continue to update the Committee as the data becomes available.

The most recent month of February, the savings were \$2,558 for the month

STATE OF ILLINOIS )  
COUNTY OF KANE ) SS.

**PRESENTATION/DISCUSSION NO. TMP-24-2162**

**APRIL 2024 SUSTAINABILITY UPDATES**



# Sustainability Updates



Rain Barrel and Compost Bin Program is Back  
Order: Please pre-order before May 5, 2024. Mail in orders are due by May 2, 2024.

<https://upcycle-products.com/il-programs/kc/>

Cost: Rain barrels are \$69.50 each and the stationary composters are \$75.50 each.

Pick up: Creek Bend Nature Center at the LeRoy Oaks Forest Preserve (37W700 Dean St., St. Charles) from 3 p.m. to 6 p.m. Friday, May 10, 2024



# Climate Pollution Reduction Grant

Submitted April 1<sup>st</sup>

In total = 63 pages and 54 spreadsheets



## Confirmation

Thank you for submitting your grant application package via Grants.gov. Your application is currently being processed by the Grants.gov system. Once your submission has been processed,

# Climate Pollution Reduction Grant Budget

Item	FY2025	FY2026	FY2027	FY2028	FY2029	Total
i. Personnel	\$211,000	\$219,440	\$228,218	\$237,346	\$246,840	\$1,142,844
ii. Fringe Benefits	\$37,980	\$39,499	\$41,079	\$42,722	\$44,431	\$205,712
iii. Travel	\$2,589	\$2,589	\$2,589	\$2,589	\$2,589	\$12,945
iv. Equipment	\$0	\$0	\$0	\$0	\$0	\$0
v. Supplies						
Computers	\$2,400	\$0	\$0	\$0	\$0	\$2,400
Advertising (newspapers)	\$400	\$400	\$400	\$400	\$400	\$2,000
Postage	\$1,960	\$1,960	\$1,960	\$1,960	\$1,960	\$9,800
Printing	\$10,000	\$10,000	\$10,000	\$10,000	\$10,000	\$50,000
Supplies subtotal	\$14,760	\$12,360	\$12,360	\$12,360	\$12,360	\$64,200
vi. Contractual						
Financial auditor	\$800,000	\$832,000	\$865,280	\$899,891	\$935,887	\$4,333,058
Staff for Technical Assistance - Buildings Benchmarking Training Program	\$120,000	\$124,800	\$129,792	\$134,984	\$140,383	\$649,959
Staff for Group Buys Program Administration and Implementation	\$270,000	\$280,800	\$292,032	\$303,713	\$315,862	\$1,462,407
Staff for Implementation of Communitywide Education and Outreach Programs, Rebate Program Administration, Technical Assistance Cohorts for Local Government and Agencies, and Reporting	\$4,988,000	\$5,187,200	\$5,394,368	\$5,609,823	\$5,833,896	\$27,013,287
Contractual subtotal	\$6,178,000	\$6,424,800	\$6,681,472	\$6,948,411	\$7,226,028	\$33,458,711
vii. Other (Direct Charges) - Participant Support Costs						
Rebates	\$2,600,000	\$2,600,000	\$2,600,000	\$2,600,000	\$2,600,000	\$13,000,000
Group buy discounts	\$490,000	\$490,000.0	\$490,000.0	\$490,000.0	\$490,000.0	\$2,450,000
Other - Support subtotal	\$3,090,000	\$3,090,000	\$3,090,000	\$3,090,000	\$3,090,000	\$15,450,000
Kane County, IL projects	1,692,759	15,796,949	4,600,536	1,237,012	2,121,043	25,448,299
Subawards:						
DuPage County, IL	\$2,832,438	\$2,485,859	\$936,900	\$574,771	\$0	\$6,829,968
Will County, IL	\$1,764,683	\$1,269,702	\$804,876	\$478,030	\$0	\$4,317,291
City of Aurora, IL	\$1,637,909	\$473,831	\$460,851	\$3,228,160	\$1,242,895	\$7,043,646
City of Batavia, IL	\$62,647	\$0	\$0	\$0	\$0	\$62,647
City of Naperville, IL	\$251,149	\$109,868	\$109,868	\$0	\$0	\$470,885
City of Waukegan, IL	\$6,399,490	\$0	\$0	\$0	\$0	\$6,399,490
Village of Downers Grove, IL	\$0	\$183,750	\$3,651,375	\$2,870,000	\$459,200	\$7,164,325
Indian Prairie School District, IL (D204)	\$3,096,000	\$409,000	\$0	\$0	\$0	\$3,505,000
City of Elgin	\$12,428	\$86,526	\$82,957	\$0	\$0	\$181,911
City of Yorkville, IL	\$1,133,919	\$0	\$0	\$0	\$0	\$1,133,919
Other- Subawards subtotal:	\$17,190,663	\$5,018,536	\$6,046,827	\$7,150,961	\$1,702,095	\$37,109,082
Kane projects and subaward projects (construction) subtotal:	\$18,883,422	\$20,815,485	\$10,647,363	\$8,387,973	\$3,823,138	\$62,557,381
viii. Indirect Charges						
Environmental/Water Resources Department Director	\$31,003	\$32,243	\$33,533	\$34,874	\$36,269	\$167,922
Sustainability Project Manager	\$32,000	\$33,280	\$34,611	\$35,996	\$37,435	\$173,322
Website Developer	\$40,000	\$41,600	\$43,264	\$44,995	\$46,794	\$216,653
Kane Co Auditor	\$17,171	\$17,858	\$18,573	\$19,316	\$20,088	\$93,006
Kane Co Treasurer	\$27,395	\$28,491	\$29,630	\$30,815	\$32,048	\$148,379
Kane Co Finance	\$42,126	\$43,811	\$45,564	\$47,386	\$49,282	\$228,169
Kane Co States Attorney	\$86,528	\$89,989	\$93,589	\$97,332	\$101,226	\$468,664
Indirect charges subtotal:	\$276,223	\$287,272	\$298,763	\$310,714	\$323,142	\$1,496,115
TOTALS:	\$28,693,975	\$30,891,445	\$21,001,844	\$19,032,115	\$14,768,528	\$114,387,908

# Climate Pollution Reduction Grant Budget

Item	Total
Contractual	\$33,458,711
Kane County projects	25,448,299
All subawards	\$62,557,381
Kane County Staff	\$1,496,115
Total	\$114,387,908

# Climate Pollution Reduction Grant GHG reductions

CO2e metric tons (2025-2050)	Buildings	Transportation	Renewable Energy
Kane County projects	905,007	38,102	20,614
Total	16,601,984	14,963,282	50,401,279
Grand Total	81,966,544		

# Climate Pollution Reduction Grant GHG reductions

Thank you. Sarra  
Hinshaw PhD. 630-  
208-8665

81,963,278  of Carbon Dioxide (CO<sub>2</sub>) equivalent

This is equivalent to greenhouse gas emissions from:

19,507,409 gasoline-powered passenger vehicles  
driven for one year ?



209,626,619,451 miles driven by an average gasoline-  
powered passenger vehicle ?



This is equivalent to CO<sub>2</sub> emissions from:

9,222,828,647 gallons of gasoline consumed ?



8,051,402,572 gallons of diesel consumed ?

