



Kane County

KC Human Services Committee

Agenda

Government Center
719 S. Batavia Ave., Bldg. A
Geneva, IL 60134

SURGES, Linder, Allan, Kenyon, Lewis, Silva, Tarver & ex-officios Pierog (County Chair) and Tepe (County Vice Chair)

Wednesday, November 13, 2024

9:00 AM

County Board Room

1. **Call To Order**
2. **Roll Call**
3. **Remote Attendance Requests**
4. **Approval of Minutes: September 11, 2024 and October 9, 2024**
5. **Public Comment**
6. **Monthly Financial Reports**
 - A. Monthly Finance Reports
7. **Department of Human Resource Management**
 - A. Monthly Blue Cross Blue Shield Invoice
 - B. Monthly BCBS and MERP Totals
 - C. Monthly Assured Partners Report
 - D. Monthly Applicants and Staff Changes
 - E. Monthly Workers Comp and Liability Reports
 - F. Open Enrollment Update
8. **Compliance**
 - A. Monthly Training Report
9. **Old Business**
10. **New Business**
 - A. Absenteeism and Tardiness Discussion
11. **Reports Placed On File**
12. **Executive Session (if needed)**
13. **Adjournment**

STATE OF ILLINOIS)

SS.

COUNTY OF KANE)

REPORT NO. TMP-24-3138

MONTHLY FINANCE REPORTS



Tuition Reimbursement FYTD

Payment Date Range 12/01/23 - 10/31/24

Vendor	Invoice No.	Invoice Description	Status	Held Reason	Invoice Date	Due Date	G/L Date	Received Date	Payment Date	Invoice Amount
Fund 120 - Grand Victoria Casino Elgin										
Department 010 - County Board										
Sub-Department 020 - Riverboat										
Account 45420 - Tuition Reimbursement										
13612 - Rachel L. Hall	2307-01	Tuition Reimb - CMRJ 201, CMRJ 303	Paid by EFT # 84628		11/13/2023	12/07/2023	11/30/2023		12/18/2023	1,482.00
5043 - Kristin Johnson	2305-01	Tuition Reimb - PBHL 6898, PBHL-6203	Paid by EFT # 85303		12/22/2023	01/02/2024	11/30/2023		01/16/2024	2,400.00
13311 - Heidi Lichtenberger	2302-03	Tuition Reimb - GEOGR-1154	Paid by EFT # 85319		12/21/2023	01/02/2024	11/30/2023		01/16/2024	273.60
14283 - Ally Logan	2306-01	Tuition Reimb - SWK 6045-F2-02	Paid by EFT # 85614		01/08/2024	01/12/2024	11/30/2023		01/29/2024	1,483.20
10326 - Stephanie T Galley	2401-01	Tuition Reimb - MBA 6130/Economics	Paid by EFT # 86767		03/04/2024	03/11/2024	03/15/2024		03/25/2024	1,392.00
13612 - Rachel L. Hall	2406-01	Tuition Reimb - CMRJ 306, CMRJ 308	Paid by EFT # 87412		03/27/2024	04/04/2024	04/12/2024		04/22/2024	1,539.00
10326 - Stephanie T Galley	2401-02	MPA-6140 Public Financing & Budget	Paid by EFT # 88037		05/02/2024	05/07/2024	05/10/2024		05/20/2024	1,008.00
13311 - Heidi Lichtenberger	2403-01	GEOGR-1155-001	Paid by EFT # 88715		05/31/2024	06/04/2024	06/07/2024		06/17/2024	273.60
12221 - Richard Malek II	2405-01	SOCW 510 Inequality, Social Change - SOCW 526 Managing HSO	Paid by Check # 384499		05/29/2024	06/04/2024	06/07/2024		06/17/2024	2,400.00
14449 - Emilia Gunty	2408-01	DMA 525 Foundations of Digital Media	Paid by EFT # 89600		07/12/2024	07/12/2024	07/19/2024		07/29/2024	1,468.80
13612 - Rachel L. Hall	2406-02	Tuition Reimbursement	Paid by EFT # 89928		07/15/2024	07/17/2024	08/02/2024		08/12/2024	840.00
11129 - Gabriela Allison	2409-01	CCJS 441 Firearms Analysis, MUSC 210, WMST 200	Paid by EFT # 91153		08/12/2024	09/24/2024	09/27/2024		10/07/2024	2,400.00
Account 45420 - Tuition Reimbursement Totals							Invoice Transactions	12		<u>\$16,960.20</u>
Sub-Department 020 - Riverboat Totals							Invoice Transactions	12		<u>\$16,960.20</u>
Department 010 - County Board Totals							Invoice Transactions	12		<u>\$16,960.20</u>
Fund 120 - Grand Victoria Casino Elgin Totals							Invoice Transactions	12		<u>\$16,960.20</u>
Grand Totals							Invoice Transactions	12		<u>\$16,960.20</u>



Human Services Accounts Payable by GL Distribution

Payment Date Range 10/01/24 - 10/31/24

Vendor	Invoice No.	Invoice Description	Status	Held Reason	Invoice Date	Due Date	G/L Date	Received Date	Payment Date	Invoice Amount
Fund 001 - General Fund										
Department 120 - Human Resource Management										
Sub-Department 120 - Human Resource Management										
Account 53050 - Employment Advertising										
3245 - Paddock Publications (Daily Herald)	293651	Bid Notice - Legal Ad	Paid by Check # 385295		06/19/2024	09/27/2024	09/27/2024		10/07/2024	29.90
								Account 53050 - Employment Advertising Totals	Invoice Transactions 1	<u>\$29.90</u>
Account 55000 - Miscellaneous Contractual Exp										
1299 - Kane County Regional Office of Education	8002500052	Background Checks - 2024 August Fingerprinting	Paid by EFT # 91300		09/17/2024	09/27/2024	09/27/2024		10/07/2024	440.00
								Account 55000 - Miscellaneous Contractual Exp Totals	Invoice Transactions 1	<u>\$440.00</u>
Account 60000 - Office Supplies										
3509 - DS Services of America, Inc. dba Primo Water NA	23838934 092824	Water delivery 09/12 & 09/26 - Finance	Paid by EFT # 91552		09/28/2024	10/07/2024	10/07/2024		10/21/2024	21.46
3578 - Warehouse Direct, Inc.	5799373-0	Office Supplies September 2024	Paid by EFT # 91796		09/27/2024	10/08/2024	10/08/2024		10/21/2024	30.26
3578 - Warehouse Direct, Inc.	5800098-0	Office Supplies September 2024	Paid by EFT # 91796		09/30/2024	10/08/2024	10/08/2024		10/21/2024	46.78
								Account 60000 - Office Supplies Totals	Invoice Transactions 3	<u>\$98.50</u>
								Sub-Department 120 - Human Resource Management Totals	Invoice Transactions 5	<u>\$568.40</u>
								Department 120 - Human Resource Management Totals	Invoice Transactions 5	<u>\$568.40</u>
								Fund 001 - General Fund Totals	Invoice Transactions 5	<u>\$568.40</u>
Fund 010 - Insurance Liability										
Department 120 - Human Resource Management										
Sub-Department 130 - Insurance Liability- HRM										
Account 50000 - Project Administration Services										
8258 - CCMESI	0161356-IN	CCMSI Administration Fee	Paid by EFT # 91192		09/25/2024	09/27/2024	09/27/2024		10/07/2024	17,635.00
								Account 50000 - Project Administration Services Totals	Invoice Transactions 1	<u>\$17,635.00</u>
Account 53000 - Liability Insurance										
9385 - H&H Electric Co.	44139	Liability Repair Payment	Paid by EFT # 91265		07/14/2024	09/27/2024	09/27/2024		10/07/2024	4,554.29
9385 - H&H Electric Co.	44140	Liability Repair Payment	Paid by EFT # 91265		08/06/2024	09/27/2024	09/27/2024		10/07/2024	3,850.86
10407 - Physicians Immediate Care Chicago, PLLC	25934-8/2024	Hepatitis B Immunization	Paid by EFT # 91350		09/09/2024	09/27/2024	09/27/2024		10/07/2024	120.00
8728 - State Street Collision, Inc.	19893413	Liability Repair Payment RPO-KC-24-0029	Paid by EFT # 91393		09/17/2024	09/27/2024	09/27/2024		10/07/2024	5,080.77
12798 - West Bend Mutual Insurance Company	2586285	Notary Bond - Gonzalez 2586285	Paid by Check # 385316		09/09/2024	09/27/2024	09/27/2024		10/07/2024	20.00
12798 - West Bend Mutual Insurance Company	2586533	Notary Bond - Rogoziewicz 2586533	Paid by Check # 385316		09/11/2024	09/27/2024	09/27/2024		10/07/2024	20.00



Human Services Accounts Payable by GL Distribution

Payment Date Range 10/01/24 - 10/31/24

Vendor	Invoice No.	Invoice Description	Status	Held Reason	Invoice Date	Due Date	G/L Date	Received Date	Payment Date	Invoice Amount	
Fund 010 - Insurance Liability											
Department 120 - Human Resource Management											
Sub-Department 130 - Insurance Liability- HRM											
Account 53000 - Liability Insurance											
8258 - CCMSI	0162973-IN	CCMSI GL Funding Reimbursement	Paid by EFT # 91513		09/30/2024	10/10/2024	10/10/2024		10/21/2024	1,946.59	
								Account 53000 - Liability Insurance Totals		Invoice Transactions 7	<u>\$15,592.51</u>
Account 53010 - Workers Compensation											
8258 - CCMSI	0162358-IN	CCMSI Pre-Funding 222D45K217288	Paid by EFT # 91191		09/26/2024	09/27/2024	09/27/2024		10/07/2024	43,225.98	
8258 - CCMSI	0162972-IN	CCMSI WC Funding Reimbursement	Paid by EFT # 91513		09/30/2020	10/10/2024	10/10/2024		10/21/2024	45,063.96	
13202 - Matthew J. Goncher	20241001	Goncher October PSEBA Payment	Paid by EFT # 91592		10/01/2024	10/10/2024	10/10/2024		10/21/2024	859.98	
								Account 53010 - Workers Compensation Totals		Invoice Transactions 3	<u>\$89,149.92</u>
								Sub-Department 130 - Insurance Liability- HRM Totals		Invoice Transactions 11	<u>\$122,377.43</u>
								Department 120 - Human Resource Management Totals		Invoice Transactions 11	<u>\$122,377.43</u>
								Fund 010 - Insurance Liability Totals		Invoice Transactions 11	<u>\$122,377.43</u>
								Grand Totals		Invoice Transactions 16	<u>\$122,945.83</u>

Health Insurance Fund

Revenue and Expenses

Through October 31, 2024 (91.67% YTD, 88.46% Payroll Expense through Pay Period Ending 10/12/2024)

with comparative for Full Fiscal Year 2021 and 2022

	2021 Actual	2022 Actual	2023 Actual	2024 Actual
Revenue				
652.800.000.38000 - Investment Income	\$ 5,673	\$ (89,645)	\$ 338,532	\$ 187,993
652.800.000.38900 - Miscellaneous Other		\$ 17,880	\$ -	\$ -
652.800.000.38910 - Healthcare Employer Portion	\$ 12,211,311	\$ 13,116,149	\$ 14,469,417	\$ 14,803,070
652.800.000.38915 - Dental Employer Portion	\$ 421,550	\$ 425,507	\$ 407,933	\$ 433,975
652.800.000.38920 - Healthcare Employee Portion	\$ 2,501,115	\$ 3,197,317	\$ 2,925,521	\$ 3,100,937
652.800.000.38921 - Dental Employee Portion	\$ 267,158	\$ 281,567	\$ 269,619	\$ 274,877
652.800.000.38927 - MERP Employer Portion	\$ 888,142	\$ 998,731	\$ 1,120,209	\$ 1,204,722
652.800.000.38930 - Retiree Payments - Healthcare	\$ 577,472	\$ 609,359	\$ 707,560	\$ 636,500
652.800.000.38935 - Retiree Payments - Dental	\$ 2,886	\$ 2,615	\$ 3,815	\$ 2,731
652.800.000.38940 - Cobra Payments - Healthcare	\$ 55,784	\$ 47,684	\$ 24,367	\$ 17,893
652.800.000.38945 - Cobra Payments - Dental	\$ 2,977	\$ 2,696	\$ 2,010	\$ 1,406
Total Revenue	\$ 16,934,067	\$ 18,609,860	\$ 20,268,984	\$ 20,664,104
Expenses - Health Insurance General				
652.800.814.45010 - Dental Contribution	\$ -	\$ -	\$ -	\$ 110
652.800.814.50150 - Contractual/Consulting Services	\$ 100,800	\$ 114,000	\$ 108,000	\$ 101,000
652.800.814.50520 - Healthcare Admin Services	\$ 10,860	\$ 11,244	\$ 11,665	\$ 12,187
652.800.814.53005 - Healthcare - Stop Loss Insurance	\$ (1,469,791)	\$ (624,786)	\$ (806,784)	\$ (830,364)
652.800.814.53032 - Self Insured Healthcare Claims Administration		\$ -	\$ -	\$ -
652.800.814.53036 - Healthcare Taxes		\$ -	\$ -	\$ -
652.800.814.53038 - Healthcare - Vision Insurance	\$ 79,982	\$ 74,975	\$ 81,318	\$ 76,718
652.800.814.53039 - Affordable Care Act Fee	\$ 4,878	\$ 3,210	\$ 5,217	\$ 5,699
652.800.814.53300 - Healthcare - Health Insurance		\$ 23,031	\$ -	\$ -
652.800.814.53310 - Healthcare - Dental Insurance	\$ 726,514	\$ 732,083	\$ 804,932	\$ 742,246
652.800.814.53320 - Healthcare - Life Insurance	\$ 34,494	\$ 42,029	\$ 40,678	\$ 52,701
652.800.814.53380 - Healthcare - Wellness		\$ -	\$ (100,000)	\$ (375,000)
652.800.814.53381 - Healthcare - Wellness Surcharge Refunds	\$ 14,750	\$ -	\$ 46,550	\$ (1,050)
652.800.814.53385 - Financial Wellness	\$ 10,000	\$ 7,500	\$ 10,000	\$ 7,500
Total Health Insurance General Expenses	\$ (487,514)	\$ 383,286	\$ 201,575	\$ (208,253)

Health Insurance Fund

Revenue and Expenses

Through October 31, 2024 (91.67% YTD, 88.46% Payroll Expense through Pay Period Ending 10/12/2024)












with comparative for Full Fiscal Year 2021 and 2022

	2021 Actual	2022 Actual	2023 Actual	2024 Actual
Expenses - Health Insurance MERP				
652.800.814.53340 - MERP - Premium Reimbursement	\$ 54,593	\$ 55,424	\$ 62,949	\$ 76,935
652.800.814.45100 - MERP FICA/SS on Premium Reimbursement	\$ 5,012	\$ 4,202	\$ 8,216	\$ 5,728
652.800.814.53330 - MERP - Medical Expense Reimbursement	\$ 163,392	\$ 331,406	\$ 447,562	\$ 515,931
652.800.814.53350 - MERP - Shared Savings with Administrator	\$ 164,946	\$ 14,316	\$ -	\$ -
Total MERP Expenses	\$ 387,944	\$ 405,349	\$ 518,727	\$ 598,594
Expenses - Health Insurance PPO				
652.800.817.53005 - Healthcare - Stop Loss Insurance	\$ 424,614	\$ 505,541	\$ 723,948	\$ 741,166
652.800.817.53031 - Self Insured Healthcare Claims	\$ 6,292,190	\$ 6,180,965	\$ 7,738,450	\$ 7,668,042
652.800.817.53032 - Self Insured Healthcare Claims Administration	\$ 188,336	\$ 218,379	\$ 245,663	\$ 232,487
652.800.817.53033 - Healthcare Facility Access Fee	\$ 43,966	\$ 76,025	\$ 13,041	\$ 191,401
652.800.817.53037 - Healthcare Credits	\$ (190,164)	\$ (260,803)	\$ (350,324)	\$ (484,077)
Total Health Insurance PPO Expenses	\$ 6,758,941	\$ 6,720,108	\$ 8,370,778	\$ 8,349,020
Expenses - Health Insurance HMO				
652.800.818.53005 - Healthcare - Stop Loss Insurance	\$ 397,022	\$ 462,946	\$ 555,815	\$ 503,656
652.800.818.53031 - Self Insured Healthcare Claims	\$ 8,180,201	\$ 6,714,631	\$ 6,963,453	\$ 6,062,907
652.800.818.53032 - Self Insured Healthcare Claims Administration	\$ 389,186	\$ 394,430	\$ 372,131	\$ 308,053
652.800.818.53034 - Healthcare HMO Managed Care Fee	\$ 82,666	\$ 92,087	\$ 104,647	\$ 87,480
652.800.818.53035 - Healthcare Physician Services Fee	\$ 2,360,426	\$ 2,658,797	\$ 2,594,715	\$ 2,182,233
652.800.818.53037 - Healthcare Credits	\$ (394,368)	\$ (497,551)	\$ (564,106)	\$ (691,178)
Total Health Insurance HMO Expenses	\$ 11,015,133	\$ 9,825,340	\$ 10,026,655	\$ 8,453,151
Expenses - Retiree				
652.800.820.53300 - Healthcare - Health Insurance	\$ 89,873	\$ 106,764	\$ 125,395	\$ 146,681
Total Expenses	\$ 17,764,377	\$ 17,440,846	\$ 19,243,130	\$ 17,339,193
Revenue Net Expenses	\$ (830,310)	\$ 1,169,014	\$ 1,025,854	\$ 3,324,911
Fund Balance	\$ 5,247,855	\$ 6,416,869	\$ 7,442,723	\$ 10,767,634
<i>Target Fund Balance at 25%</i>	\$ 4,441,094	\$ 4,360,212	\$ 4,810,783	\$ 4,334,798
<i>Target Fund Balance at 50%</i>	\$ 8,882,188	\$ 8,720,423	\$ 9,621,565	\$ 8,669,596

Committee Revenue Budget Report - by Account Detail

Through October 31, 2024 (91.67% YTD)

*2019, 2020, 2021, 2022, 2023 Actual Full Fiscal Year

Department / Fund / Account Classification	2019 Actual Amount*	2020 Actual Amount*	2021 Actual Amount*	2022 Actual Amount*	2023 Actual Amount*	2023 Adopted Budget	2023 YTD% Actual/Budget	2024 Actual Amount	2024 Adopted Budget	2024 YTD% Actual/Budget	2019 - 2024 Trend
120 Human Resource Management	\$ 1,839	\$ 934	\$ 401	\$ 320	\$ 1,596	\$ 984	162.2%	\$ 1,434	\$ 1,509	95.0%	
246 Employee Events Fund	\$ 1,839	\$ 934	\$ 401	\$ 320	\$ 1,596	\$ 984	162.2%	\$ 1,434	\$ 1,509	95.0%	
Revenue	\$ 1,839	\$ 934	\$ 401	\$ 320	\$ 1,596	\$ 984	162.2%	\$ 1,434	\$ 1,509	95.0%	
Other	\$ -	\$ -	\$ -	\$ -	\$ -	\$ -	0.0%	\$ -	\$ -	0.0%	
38900 - Miscellaneous Other	\$ -	\$ -	\$ -	\$ -	\$ -	\$ -	0.0%	\$ -	\$ -	0.0%	
39900 - Fund Balance Utilization	\$ -	\$ -	\$ -	\$ -	\$ -	\$ -	0.0%	\$ -	\$ -	0.0%	
Interest Revenue	\$ 561	\$ 313	\$ (1)	\$ (256)	\$ 981	\$ 184	533.0%	\$ 430	\$ 709	60.7%	
38000 - Investment Income	\$ 561	\$ 313	\$ (1)	\$ (256)	\$ 981	\$ 184	533.0%	\$ 430	\$ 709	60.7%	
Reimbursements	\$ 1,277	\$ 621	\$ 402	\$ 575	\$ 616	\$ 800	77.0%	\$ 1,004	\$ 800	125.5%	
37900 - Miscellaneous Reimbursement	\$ 1,277	\$ 621	\$ 402	\$ 575	\$ 616	\$ 800	77.0%	\$ 1,004	\$ 800	125.5%	
Grand Total	\$ 1,839	\$ 934	\$ 401	\$ 320	\$ 1,596	\$ 984	162.2%	\$ 1,434	\$ 1,509	95.0%	

Committee Expense Budget Report - by Account Detail
Through October 31, 2024 (91.67% YTD, 88.46% Payroll Expense through Pay Period Ending 10/12/2024)
***2019, 2020, 2021, 2022, 2023 Actual Full Fiscal Year**

Department / Fund / Account Classification	2019 Actual Amount*	2020 Actual Amount*	2021 Actual Amount*	2022 Actual Amount*	2023 Actual Amount*	2023 Adopted Budget	2023 YTD% Actual/Budget	2024 Actual Amount	2024 Adopted Budget	2024 YTD% Actual/Budget	2019 - 2024 Trend
120 Human Resource Management	\$ 3,006,918	\$ 3,512,266	\$ 3,544,253	\$ 3,710,258	\$ 4,496,888	\$ 4,824,028	96.0%	\$ 5,862,484	\$ 5,075,990	109.4%	
001 General Fund	\$ 234,941	\$ 248,652	\$ 230,337	\$ 205,373	\$ 263,976	\$ 322,813	74.1%	\$ 213,725	\$ 260,846	75.4%	
Expenses	\$ 234,941	\$ 248,652	\$ 230,337	\$ 205,373	\$ 263,976	\$ 322,813	74.1%	\$ 213,725	\$ 260,846	75.4%	
Personnel Services- Salaries & Wages	\$ 152,144	\$ 181,653	\$ 166,938	\$ 160,097	\$ 199,425	\$ 219,656	90.8%	\$ 191,066	\$ 202,946	84.7%	
40000 - Salaries and Wages	\$ 152,144	\$ 181,794	\$ 166,938	\$ 160,097	\$ 199,425	\$ 213,239	93.5%	\$ 191,066	\$ 202,945	93.4%	
40002 - Non-Union Wage Increase	\$ -	\$ -	\$ -	\$ -	\$ -	\$ 6,417	0.0%	\$ -	\$ 1	0.0%	
40003 - Cost of Living Increase	\$ -	\$ -	\$ -	\$ -	\$ -	\$ -	0.0%	\$ -	\$ -	0.0%	
40007 - Equity Study Adjustments	\$ -	\$ -	\$ -	\$ -	\$ -	\$ -	0.0%	\$ -	\$ -	0.0%	
40009 - Salaries and Wages Subsidy	\$ -	\$ (142)	\$ -	\$ -	\$ -	\$ -	0.0%	\$ -	\$ -	0.0%	
Personnel Services- Employee Benefits	\$ 40,506	\$ 35,578	\$ 31,088	\$ 29,810	\$ 49,754	\$ 50,057	99.4%	\$ -	\$ -	0.0%	
45000 - Healthcare Contribution	\$ 39,448	\$ 34,218	\$ 30,049	\$ 28,816	\$ 47,913	\$ 48,874	98.0%	\$ -	\$ -	0.0%	
45009 - Healthcare Subsidy	\$ -	\$ (60)	\$ -	\$ -	\$ -	\$ -	0.0%	\$ -	\$ -	0.0%	
45010 - Dental Contribution	\$ 1,058	\$ 1,414	\$ 1,039	\$ 993	\$ 1,841	\$ 1,183	155.6%	\$ -	\$ -	0.0%	
45019 - Dental Subsidy	\$ -	\$ 5	\$ -	\$ -	\$ -	\$ -	0.0%	\$ -	\$ -	0.0%	
Contractual Services	\$ 36,213	\$ 26,163	\$ 26,863	\$ 10,471	\$ 12,018	\$ 45,600	15.2%	\$ 16,265	\$ 48,150	33.8%	
50000 - Project Administration Services	\$ -	\$ -	\$ 77	\$ -	\$ -	\$ 10,000	0.0%	\$ -	\$ 10,000	0.0%	
52130 - Repairs and Maint- Computers	\$ -	\$ -	\$ -	\$ -	\$ -	\$ 1,500	0.0%	\$ -	\$ -	0.0%	
52140 - Repairs and Maint- Copiers	\$ 852	\$ 1,282	\$ 1,171	\$ 1,072	\$ 1,210	\$ 1,500	80.7%	\$ 605	\$ 1,500	40.4%	
53050 - Employment Advertising	\$ -	\$ -	\$ -	\$ 85	\$ 731	\$ 500	146.3%	\$ 4,752	\$ 6,800	69.9%	
53100 - Conferences and Meetings	\$ -	\$ -	\$ -	\$ 500	\$ 3,043	\$ 5,500	55.3%	\$ 4,392	\$ 5,500	79.8%	
53110 - Employee Training	\$ -	\$ -	\$ 952	\$ 256	\$ 1,479	\$ -	0.0%	\$ -	\$ -	0.0%	
53120 - Employee Mileage Expense	\$ -	\$ -	\$ -	\$ 44	\$ 92	\$ 150	61.6%	\$ 248	\$ 150	165.6%	
53130 - General Association Dues	\$ 607	\$ -	\$ -	\$ -	\$ 732	\$ 1,200	61.0%	\$ 528	\$ 1,200	44.0%	
55000 - Miscellaneous Contractual Exp	\$ 34,754	\$ 24,882	\$ 24,663	\$ 8,514	\$ 4,730	\$ 25,250	8.1%	\$ 5,740	\$ 23,000	25.0%	
Commodities	\$ 6,078	\$ 5,259	\$ 5,448	\$ 4,995	\$ 2,780	\$ 7,500	37.1%	\$ 4,248	\$ 7,500	56.6%	
60000 - Office Supplies	\$ 4,291	\$ 5,029	\$ 2,071	\$ 4,267	\$ 2,295	\$ 4,800	47.8%	\$ 2,630	\$ 4,800	54.8%	
60010 - Operating Supplies	\$ 1,612	\$ -	\$ 1,763	\$ -	\$ -	\$ 2,200	0.0%	\$ 1,163	\$ 2,200	52.9%	
60050 - Books and Subscriptions	\$ -	\$ -	\$ -	\$ -	\$ -	\$ -	0.0%	\$ -	\$ -	0.0%	
60080 - Employee Recognition Supplies	\$ 175	\$ 230	\$ 1,614	\$ 727	\$ 485	\$ 500	97.0%	\$ 455	\$ 500	91.0%	
Capital	\$ -	\$ -	\$ -	\$ -	\$ -	\$ -	0.0%	\$ 2,145	\$ 2,250	95.4%	
70090 - Office Equipment	\$ -	\$ -	\$ -	\$ -	\$ -	\$ -	0.0%	\$ 2,145	\$ 2,250	95.4%	
010 Insurance Liability	\$ 2,769,103	\$ 3,263,613	\$ 3,313,916	\$ 3,503,841	\$ 4,232,913	\$ 4,500,231	97.9%	\$ 5,648,759	\$ 4,813,635	111.3%	
Expenses	\$ 2,769,103	\$ 3,263,613	\$ 3,313,916	\$ 3,503,841	\$ 4,232,913	\$ 4,500,231	97.9%	\$ 5,648,759	\$ 4,813,635	111.3%	
Personnel Services- Salaries & Wages	\$ 136,022	\$ 136,111	\$ 105,936	\$ 133,016	\$ 154,916	\$ 143,005	108.3%	\$ 148,448	\$ 159,043	93.3%	
40000 - Salaries and Wages	\$ 136,022	\$ 136,111	\$ 105,936	\$ 133,016	\$ 154,916	\$ 138,827	111.6%	\$ 148,448	\$ 154,410	96.1%	
40002 - Non-Union Wage Increase	\$ -	\$ -	\$ -	\$ -	\$ -	\$ 4,178	0.0%	\$ -	\$ -	0.0%	
40003 - Cost of Living Increase	\$ -	\$ -	\$ -	\$ -	\$ -	\$ -	0.0%	\$ -	\$ 4,633	0.0%	
Personnel Services- Employee Benefits	\$ 1,978,719	\$ 1,188,560	\$ 607,281	\$ 543,154	\$ 1,114,693	\$ 1,413,113	78.1%	\$ 2,145,841	\$ 1,491,615	143.9%	
45000 - Healthcare Contribution	\$ 18,520	\$ 14,912	\$ 6,061	\$ 12,177	\$ 19,025	\$ 15,905	119.6%	\$ 18,830	\$ 20,856	90.3%	
45010 - Dental Contribution	\$ 305	\$ 749	\$ 238	\$ 486	\$ 889	\$ 508	175.0%	\$ 898	\$ 456	196.9%	
45100 - FICA/SS Contribution	\$ 10,260	\$ 10,151	\$ 8,035	\$ 9,988	\$ 11,455	\$ 10,940	104.7%	\$ 10,847	\$ 12,167	89.2%	
45200 - IMRF Contribution	\$ 9,922	\$ 10,631	\$ 9,493	\$ 8,836	\$ 7,776	\$ 7,365	105.6%	\$ 6,518	\$ 7,285	89.5%	
53010 - Workers Compensation	\$ 1,939,711	\$ 1,152,118	\$ 583,453	\$ 511,667	\$ 1,075,548	\$ 1,378,395	77.3%	\$ 2,108,748	\$ 1,450,851	145.3%	
Contractual Services	\$ 654,362	\$ 1,938,929	\$ 2,182,801	\$ 2,801,437	\$ 2,959,226	\$ 2,940,035	107.6%	\$ 3,350,489	\$ 3,158,996	98.0%	
50000 - Project Administration Services	\$ 107,843	\$ 106,928	\$ 117,829	\$ 103,715	\$ 87,090	\$ 108,975	79.9%	\$ 79,432	\$ 108,975	72.9%	
50150 - Contractual/Consulting Services	\$ 289,672	\$ 182,847	\$ 82,494	\$ 112,114	\$ 831	\$ 185,000	0.0%	\$ 1,094	\$ 185,000	0.6%	
53000 - Liability Insurance	\$ 224,201	\$ 1,620,506	\$ 1,984,178	\$ 2,594,794	\$ 2,814,506	\$ 2,619,000	107.6%	\$ 3,196,549	\$ 2,837,941	103.2%	
53020 - Unemployment Claims	\$ 32,646	\$ 28,648	\$ (1,700)	\$ (9,186)	\$ 56,799	\$ 27,060	210.3%	\$ 73,415	\$ 27,080	271.1%	
53110 - Employee Training	\$ -	\$ -	\$ -	\$ -	\$ -	\$ -	0.0%	\$ -	\$ -	0.0%	

Committee Expense Budget Report - by Account Detail
Through October 31, 2024 (91.67% YTD, 88.46% Payroll Expense through Pay Period Ending 10/12/2024)
***2019, 2020, 2021, 2022, 2023 Actual Full Fiscal Year**

Department / Fund / Account Classification	2019 Actual Amount*	2020 Actual Amount*	2021 Actual Amount*	2022 Actual Amount*	2023 Actual Amount*	2023 Adopted Budget	2023 YTD% Actual/Budget	2024 Actual Amount	2024 Adopted Budget	2024 YTD% Actual/Budget	2019 - 2024 Trend
Commodities	\$ -	\$ 13	\$ (13)	\$ -	\$ -	\$ -	0.0%	\$ -	\$ -	0.0%	
60000 - Office Supplies	\$ -	\$ 13	\$ (13)	\$ -	\$ -	\$ -	0.0%	\$ -	\$ -	0.0%	
Capital	\$ -	\$ -	\$ -	\$ 22,659	\$ -	\$ -	0.0%	\$ -	\$ -	0.0%	
70070 - Automotive Equipment	\$ -	\$ -	\$ -	\$ 22,659	\$ -	\$ -	0.0%	\$ -	\$ -	0.0%	
Contingency and Other	\$ -	\$ -	\$ -	\$ -	\$ -	\$ -	0.0%	\$ -	\$ -	0.0%	
89000 - Addition to Fund Balance	\$ -	\$ -	\$ -	\$ -	\$ -	\$ -	0.0%	\$ -	\$ -	0.0%	
Transfers Out	\$ -	\$ -	\$ 417,912	\$ 3,575	\$ 4,078	\$ 4,078	100.0%	\$ 3,981	\$ 3,981	100.0%	
99000 - Transfer To Other Funds	\$ -	\$ -	\$ 417,912	\$ -	\$ -	\$ -	0.0%	\$ -	\$ -	0.0%	
99001 - Transfer to General Fund 001	\$ -	\$ -	\$ -	\$ 3,575	\$ 4,078	\$ 4,078	100.0%	\$ 3,981	\$ 3,981	100.0%	
246 Employee Events Fund	\$ 2,874	\$ -	\$ -	\$ 1,044	\$ -	\$ 984	0.0%	\$ -	\$ 1,509	0.0%	
Expenses	\$ 2,874	\$ -	\$ -	\$ 1,044	\$ -	\$ 984	0.0%	\$ -	\$ 1,509	0.0%	
Contractual Services	\$ 2,874	\$ -	\$ -	\$ -	\$ -	\$ -	0.0%	\$ -	\$ -	0.0%	
50150 - Contractual/Consulting Services	\$ 2,874	\$ -	\$ -	\$ -	\$ -	\$ -	0.0%	\$ -	\$ -	0.0%	
Commodities	\$ -	\$ -	\$ -	\$ 1,044	\$ -	\$ 984	0.0%	\$ -	\$ 984	0.0%	
60080 - Employee Recognition Supplies	\$ -	\$ -	\$ -	\$ 1,044	\$ -	\$ 984	0.0%	\$ -	\$ 984	0.0%	
Contingency and Other	\$ -	\$ -	\$ -	\$ -	\$ -	\$ -	0.0%	\$ -	\$ 525	0.0%	
89000 - Addition to Fund Balance	\$ -	\$ -	\$ -	\$ -	\$ -	\$ -	0.0%	\$ -	\$ 525	0.0%	
Grand Total	\$ 3,006,918	\$ 3,512,266	\$ 3,544,253	\$ 3,710,258	\$ 4,496,888	\$ 4,824,028	96.0%	\$ 5,862,484	\$ 5,075,990	109.4%	

**Kane County Purchasing Card Information
Human Services Committee
October 2024 Statement**

Total all:

Group Health Plan	KANE COUNTY 719 BATAVIA AVENUE GENEVA, IL 60134-3077
Employer Account No.	IL1-238541
Bill Group	0579517327
Account ID Number	8253175154
Invoice Number	825317313314
Invoice Date	09/30/2024
Invoice Period	09/01/2024 - 09/30/2024
Billing Cycle	MONTHLY

Make Electronic (Wire¹ or ACH²) Payments to	
Mellon Bank Health Care Service Corporation	
HCSC ABA Number	043000261
HCSC Bank Account Number	120-5032
Account ID Number	8253175154
Amount Due	\$1,541,335.44
Date Due	11/01/2024
See footnotes for important Wire & ACH payment instructions	

Claim Charges/Credits - Paid 9/1/24 – 9/30/24	
Value Based Care-Value Incentive	(143.24)
Medical-Facility	529,563.86
Pharmacy	505,809.90
Medical-Professional	237,700.93
Value Based Care-Care Coordination	463.00
Total Claim Charges/Credits	\$1,273,394.45

Prior Period Corrections – Claim Charges/Credits	
Value Based Care-Care Coordination	(3.00)
Value Based Care-Value Incentive	6.79
Total Claim Charges/Credits	\$3.79

Stop Loss - 9/1/24 – 9/30/24	
Specific Stop Loss Credit/Charge	(36,653.01)
Total Stop Loss	\$(36,653.01)

Administration Fees	Calculation Method
RX Rebate Credit	Per Contract Per Month (120,630.48)

(continued on next page)

¹For Electronic payment via Wire

You MUST include the following in the "Reference for Beneficiary" (RFB) (1@16) and "Originator to Beneficiary" (OBI) (1@35) in the following order: **1** Account name, **2** IL, MT, NM, OK or TX (depending on sales location), **3** Account ID number and due date (mmddyy). Please reference the "Make Electronic Payments to" portion at the top right of your invoice for the correct information.

²For Electronic payment via ACH

The PPD and CCD formats have different fields named "Individual ID" or "Identification Number." Please add your account description as directed in the wire instructions in the "Company Description Data" field.

Administration Fees <i>(continued from previous page)</i>	Calculation Method	
Medical Rx Rebate Credit	Per Contract Per Month	(1,065.00)
Benefits Value Advisor	Per Contract Per Month	1,256.70
HMO Managed Care Fee	Per Contract Per Month	8,647.62
IL Access Fee	Monthly IL Access Fee	12,980.45
Physician Service Fee - Allocated	Monthly Claims	33,680.31
Administration Fee	Per Contract Per Month	51,331.68
Specific Stop Loss	Per Contract Per Month	126,205.98
Physician Service Fee - Direct	Monthly Claims	186,357.04
APR Savings Program-Data Mining & Post Pay Recovery	Claim Based	68.44
APR Savings Program-Advanced Claim Edits and Coding Validation	Claim Based	993.06
APR Savings Program-Prepay Service Line Review	Claim Based	4,745.70
APR Savings Program-Coordination of Benefits	Claim Based	18.71
Total Administration Fees		\$304,590.21

Total Claim Charges/Credits	\$1,236,745.23
Total Administration Fees & Adjustments	\$304,590.21
Total Charges	\$1,541,335.44

Administration Fees Notes

Effective November 1, 2024, the draft schedule for monthly groups on autopay will be 15th of each month.

Billing Contact

ARCHANA KELAVKAR
Email: ASO_Billing_Team@bcbsil.com

Account Executive Contact

Dee Roberts
Email: Dee_Roberts@BCBSIL.COM

Electronic payment is preferred. Check payment is acceptable.

Make checks payable to Health Care Service Corporation	If sending via Overnight Courier	If sending via 1st Class Mail
Include Account ID Number 8253175154 Amount Due \$1,541,335.44 Date Due 11/01/2024	Health Care Service Corporation Attn: 14169 5505 N. Cumberland Ave. Suite 307 Chicago, IL 60656-1471	Health Care Service Corporation Dept. CH 14169 Palatine, IL 60055-4169

STATE OF ILLINOIS)

SS.

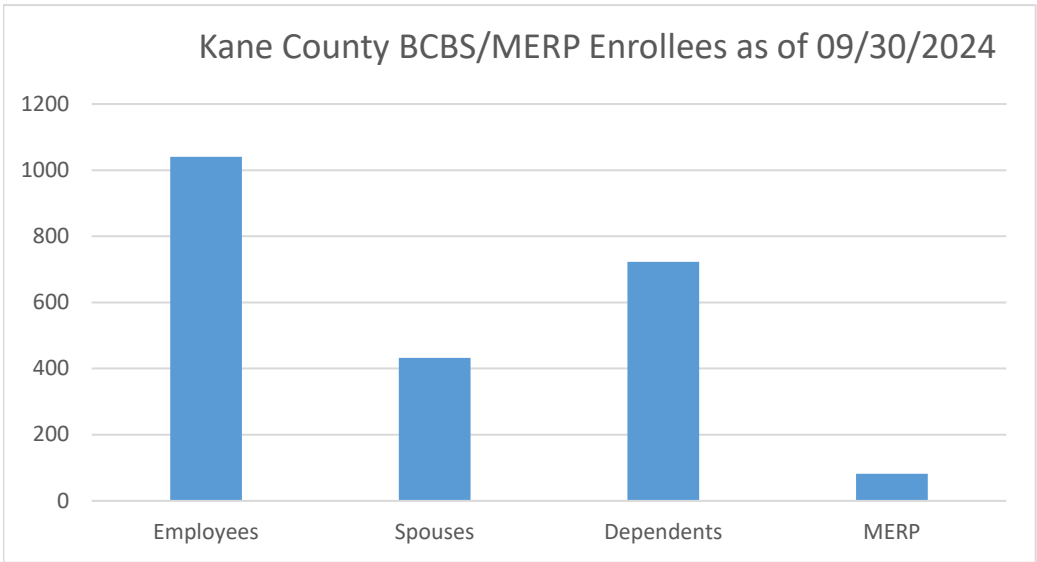
COUNTY OF KANE)

REPORT NO. TMP-24-3145

MONTHLY BCBS AND MERP TOTALS

**Kane County BCBS/MERP Enrollees as of
09/30/2024**

Employees	Spouses	Dependents	MERP
1040	432	723	82



STATE OF ILLINOIS)

SS.

COUNTY OF KANE)

REPORT NO. TMP-24-3146

MONTHLY ASSURED PARTNERS REPORT



Kane County

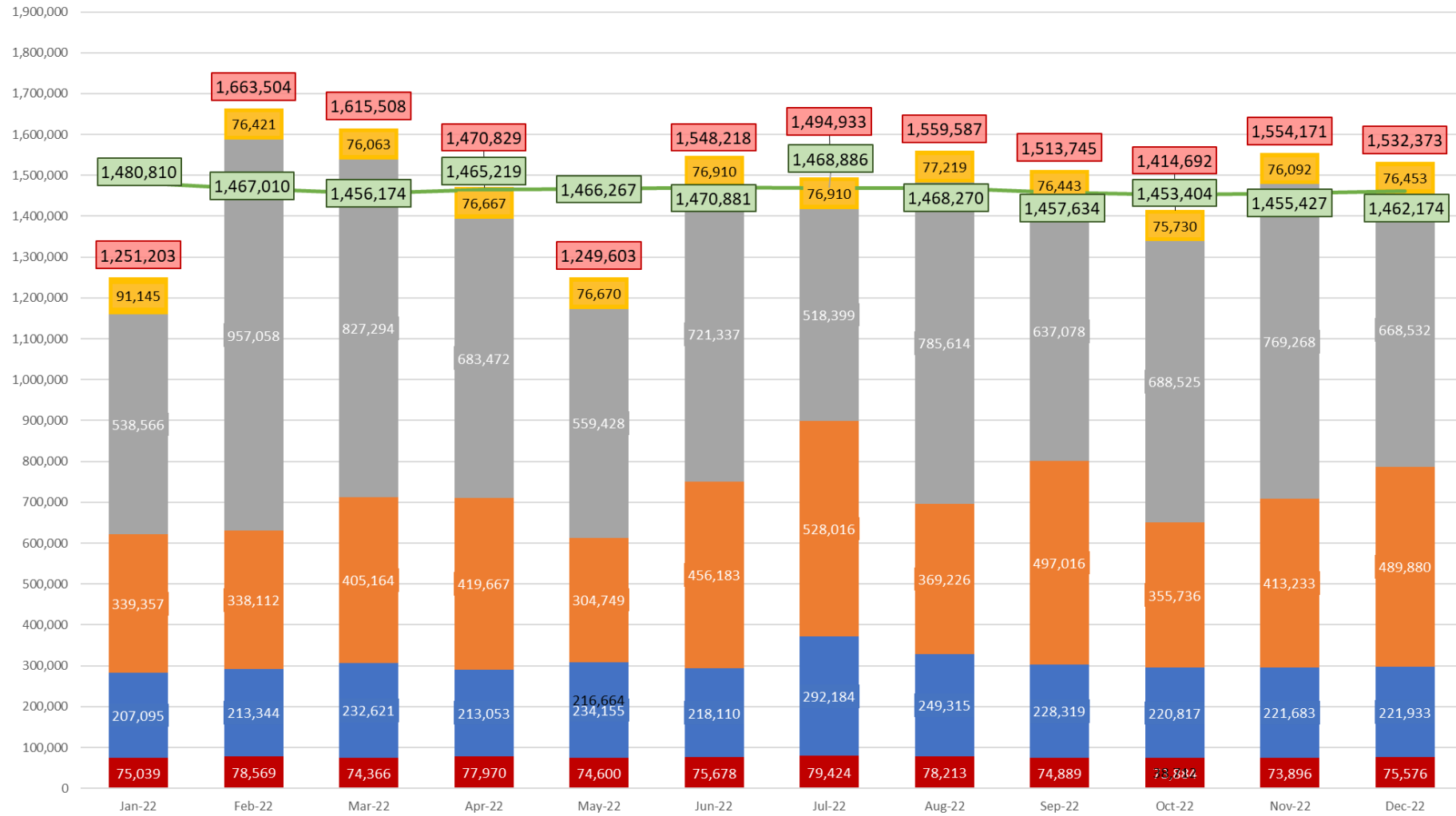
HSC Meeting 11/13/24



AssuredPartners

2022 Global Financial Tracker

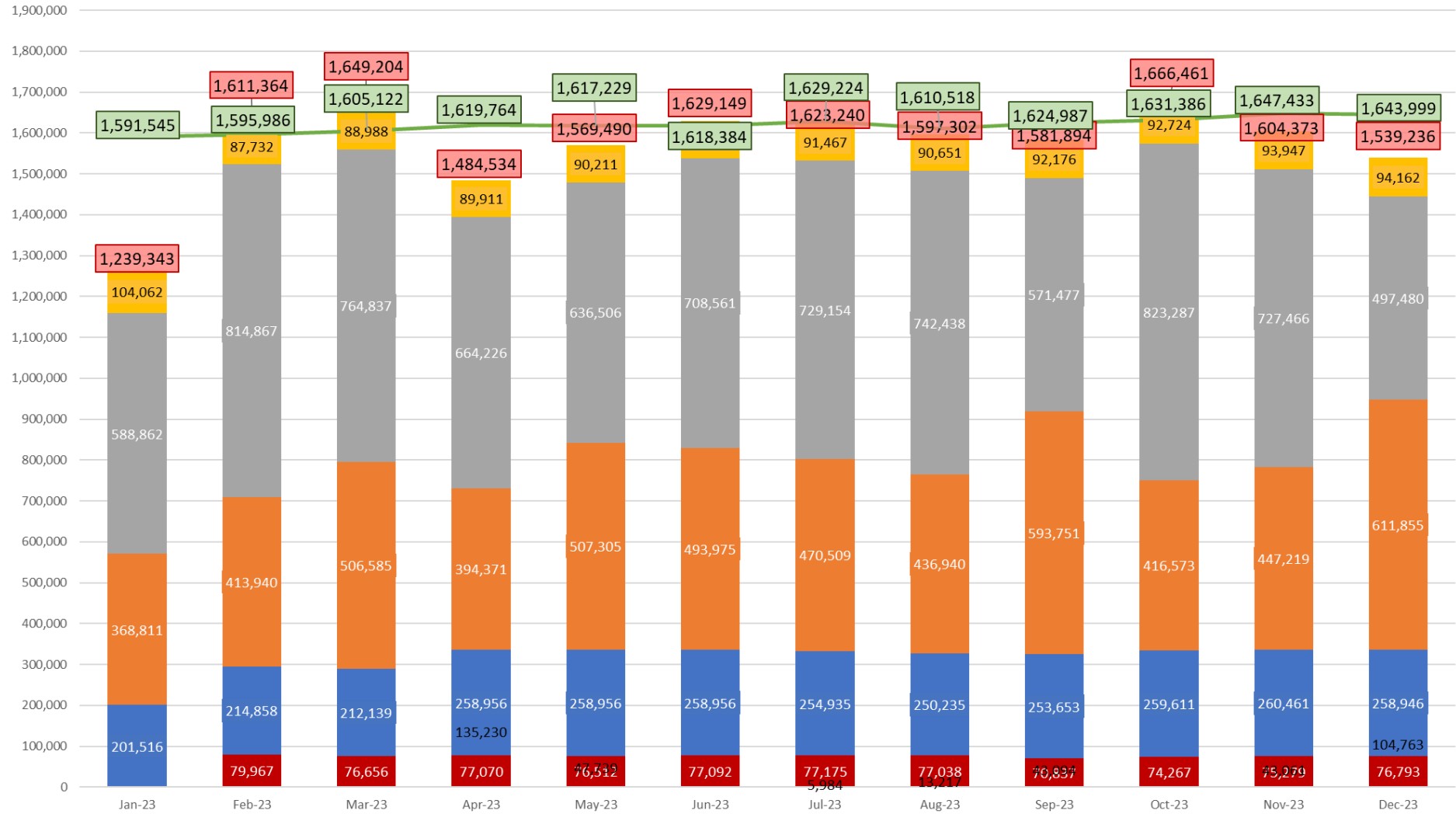
Amount Toward Reserve:
-\$296,211



	Jan-22	Feb-22	Mar-22	Apr-22	May-22	Jun-22	Jul-22	Aug-22	Sep-22	Oct-22	Nov-22	Dec-22
Medical/Rx Fixed Cost	91,145	76,421	76,063	76,667	76,670	76,910	76,910	77,219	76,443	75,730	76,092	76,453
Medical Claims after SL Reimbursements	538,566	957,058	827,294	683,472	559,428	721,337	518,399	785,614	637,078	688,525	769,268	668,532
Rx Claims	339,357	338,112	405,164	419,667	304,749	456,183	528,016	369,226	497,016	355,736	413,233	489,880
Capitation	207,095	213,344	232,621	213,053	234,155	218,110	292,184	249,315	228,319	220,817	221,683	221,933
All Other *	75,039	78,569	74,366	77,970	74,600	75,678	79,424	78,213	74,889	73,884	73,896	75,576
Total Cost	1,251,203	1,663,504	1,615,508	1,470,829	1,249,603	1,548,218	1,494,933	1,559,587	1,513,745	1,414,692	1,554,171	1,532,373
Total Funding	1,480,810	1,467,010	1,456,174	1,465,219	1,466,267	1,470,881	1,468,886	1,468,270	1,457,634	1,453,404	1,455,427	1,462,174
Surplus/Deficit	229,608	-196,494	-159,334	-5,610	216,664	-77,338	-26,048	-91,317	-56,111	38,712	-98,744	-70,200



Amount Toward Reserve:
\$639,988

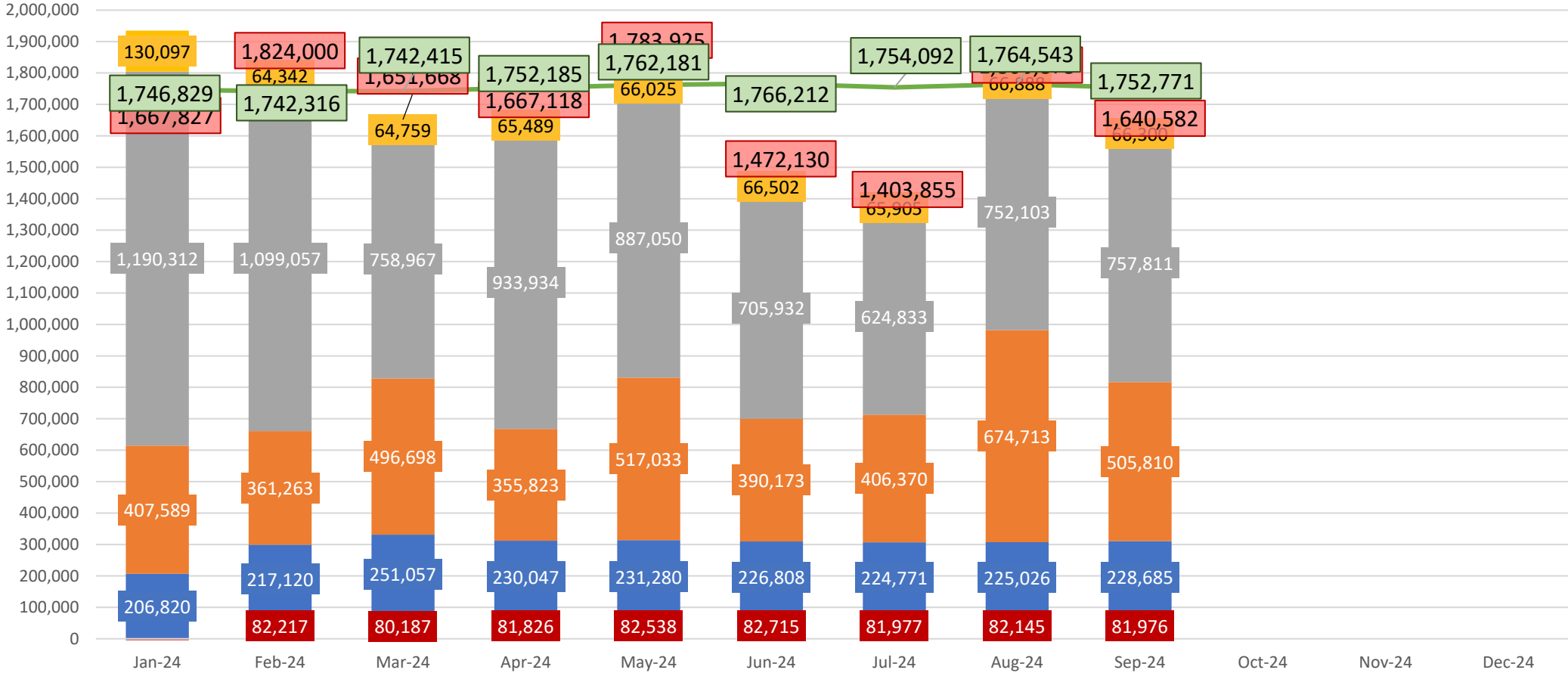


	Jan-23	Feb-23	Mar-23	Apr-23	May-23	Jun-23	Jul-23	Aug-23	Sep-23	Oct-23	Nov-23	Dec-23
Medical/Rx Fixed Cost	104,062	87,732	88,988	89,911	90,211	90,565	91,467	90,651	92,176	92,724	93,947	94,162
Medical Claims after SL Reimbursements	588,862	814,867	764,837	664,226	636,506	708,561	729,154	742,438	571,477	823,287	727,466	497,480
Rx Claims	368,811	413,940	506,585	394,371	507,305	493,975	470,509	436,940	593,751	416,573	447,219	611,855
Capitation	201,516	214,858	212,139	258,956	258,956	258,956	254,935	250,235	253,653	259,611	260,461	258,946
All Other *	-23,908	79,967	76,656	77,070	76,512	77,092	77,175	77,038	70,837	74,267	75,279	76,793
Total Cost	1,239,343	1,611,364	1,649,204	1,484,534	1,569,490	1,629,149	1,623,240	1,597,302	1,581,894	1,666,461	1,604,373	1,539,236
Total Funding	1,591,545	1,595,986	1,605,122	1,619,764	1,617,229	1,618,384	1,629,224	1,610,518	1,624,987	1,631,386	1,647,433	1,643,999
Surplus/Deficit	352,202	-15,378	-44,083	135,230	47,739	-10,765	5,984	13,217	43,094	-35,075	43,061	104,763



2024 Global Financial Tracker

Amount Toward Reserve:
\$871,563



	Jan-24	Feb-24	Mar-24	Apr-24	May-24	Jun-24	Jul-24	Aug-24	Sep-24	Oct-24	Nov-24	Dec-24
Medical/Rx Fixed Cost	130,097	64,342	64,759	65,489	66,025	66,502	65,905	66,888	66,300			
Medical Claims after SL Reimbursements	1,190,312	1,099,057	758,967	933,934	887,050	705,932	624,833	752,103	757,811			
Rx Claims	407,589	361,263	496,698	355,823	517,033	390,173	406,370	674,713	505,810			
Capitation	206,820	217,120	251,057	230,047	231,280	226,808	224,771	225,026	228,685			
All Other *	-266,991	82,217	80,187	81,826	82,538	82,715	81,977	82,145	81,976			
Total Cost	1,667,827	1,824,000	1,651,668	1,667,118	1,783,925	1,472,130	1,403,855	1,800,875	1,640,582			
Total Funding	1,746,829	1,742,316	1,742,415	1,752,185	1,762,181	1,766,212	1,754,092	1,764,543	1,752,771			
Surplus/Deficit	79,002	-81,684	90,747	85,067	-21,745	294,082	350,237	-36,332	112,189			

STATE OF ILLINOIS)

SS.

COUNTY OF KANE)

REPORT NO. TMP-24-3147

MONTHLY APPLICANTS AND STAFF CHANGES

Job Applicants for October 2024 by Position

Title	Post Date - Deadline	Internal/External	Applicants
Auditor			
Intern/Volunteer	Open - N/A	External	1
Internal Staff Auditor	9/11/2024 - N/A	External	1
Internal Staff Auditor	9/12/2024 - N/A	External	9
Total Auditor Applicants			11
Building Management			
Director of Building Management	7/4/2024 - N/A	External	1
Director of Building Management	7/5/2024 - N/A	External	4
Janitor	9/9/2024 - N/A	External	5
Mailroom Clerk	10/7/2024 - N/A	External	15
Maintenance Technician III	6/24/2024 - N/A	External	5
Stockroom/Buyer	9/9/2024 - N/A	External	8
Total Building Management Applicants			38
Circuit Court Clerk			
Deputy Clerk	6/25/2024 - N/A	External	11
Total Circuit Court Clerk Applicants			11
Court Services			
Probation Officer	10/25/2024 - 11/8/2024	External	6
Supervisor	10/25/2024 - 11/8/2024	External	3
Support Staff	10/8/2024 - 10/23/2024	External	9
Youth Counselor	9/27/2024 - N/A	External	11
Total Court Services Applicants			29
Division of Transportation			
Construction Manager – Civil Engineer II, III or IV	8/19/2024 - N/A	External	1
Traffic Operations Engineer – Civil Engineer II, III, IV or V	8/19/2024 - N/A	External	2
Total Division of Transportation Applicants			3
Finance Department			
Payroll Clerk	4/26/2024 - N/A	External	5
Total Finance Department Applicants			5

Health Department

2 Openings - Public Health Nurse (Grant Funded Position for the Nurse Family Partnership Program)	5/23/2024 - N/A	External	2
Administrative Assistant	9/26/2024 - N/A	External	1
Administrative Assistant	9/27/2024 - N/A	External	21
Behavioral Health Program Intern	8/26/2024 - N/A	External	2
Environmental Health Practitioner	5/15/2024 - N/A	External	4
Fatality Review Program Manager	10/28/2024 - N/A	External	5
Health Promotions Public Health Intern	10/29/2024 - N/A	External	1
Intern/Volunteer	Open - N/A	External	1
Long Term Care Infection Prevention & Control Outbreak Coordinator	9/23/2024 - N/A	External	4
Public Health Nurse	7/8/2024 - N/A	External	2
<hr/>			
Total Health Department Applicants			43

Information Technology Department

Assistant Director of Information Technologies	4/24/2024 - N/A	External	2
Deputy Chief Information Officer	10/8/2024 - N/A	External	1
Deputy Chief Information Officer	10/9/2024 - N/A	External	36
GIS Director	10/30/2024 - N/A	External	2
<hr/>			
Total Information Technology Department Applicants			41

Judiciary

Court Interpreter - Spanish	10/8/2024 - 11/1/2024	External	9
<hr/>			
Total Judiciary Applicants			9

KANECOMM

9-1-1 Telecommunicator	8/23/2024 - N/A	External	14
<hr/>			
Total KANECOMM Applicants			14

Office of Community Reinvestment

Assistant Director for Workforce Development	9/13/2024 - N/A	External	15
Business Services Representative	1/26/2024 - N/A	External	2
Career Navigator	10/15/2024 - N/A	External	4
Community Development Program Manager	7/30/2024 - N/A	External	6
Program Assistant	3/18/2024 - N/A	External	16
<hr/>			
Total Office of Community Reinvestment Applicants			43

Public Defender

Legal Secretary	10/16/2024 - 11/1/2024	External	7
-----------------	------------------------	----------	---

Misdemeanor Division Attorney	10/2/2024 - N/A	External	3
Total Public Defender Applicants			10

Sheriff

Aramark - Kane County Jail and Commissary	4/26/2024 - N/A	External	3
Case Manager Collaborative Diversion	10/25/2024 - 11/22/2024	External	8
Correction Officers *Lateral Transfer *	5/17/2024 - N/A	External	5
Deputy Peace Officer	10/2/2024 - 10/31/2024	External	3
Deputy Peace Officer	10/8/2024 - 10/31/2024	External	5
Information Data Processor	10/4/2024 - 10/31/2024	External	22
Total Sheriff Applicants			46

State's Attorney

Child Advocacy/Advocate/Case Manager	9/4/2024 - N/A	External	6
Total State's Attorney Applicants			6

Treasurer

Intern/Volunteer	Open - N/A	External	1
Total Treasurer Applicants			1

Total Applicants for October 310

New Hire Report

from 10/01/2024 - 10/31/2024

Department	Employee Name	Job Title	Employee Status	Hire Date
Circuit Clerk	STEVENSON, ABBIGAIL K	Deputy Clerk	ACTIVE	10/15/2024
County Auditor	SAVELEY, EMMA M	Accounts Payable Specialist	ACTIVE	10/03/2024
County Clerk Elections-PR Only/County Clerk Elections - PR Only	ADAMS, HANNAH E	Election Worker or Judge	ACTIVE	10/24/2024
	ALBRECHT, MICHAEL J	Election Worker or Judge	ACTIVE	10/24/2024
	ALCALDE, GRACE	Election Worker or Judge	ACTIVE	10/24/2024
	ALSHAMMARI, TAMARAH	Election Worker or Judge	ACTIVE	10/24/2024
	ALVARADO, KATHIA	Election Worker or Judge	ACTIVE	10/24/2024
	AMENTA, CHARLES A	Election Worker or Judge	ACTIVE	10/24/2024
	ANDERSON, AARON W	Election Worker or Judge	ACTIVE	10/24/2024
	ANDERSON, BETSY P	Election Worker or Judge	ACTIVE	10/21/2024
	ANDERSON, DENISE R	Election Worker or Judge	ACTIVE	10/24/2024
	ARNOLD, DANIELLE L	Election Worker or Judge	ACTIVE	10/24/2024
	BACHMAN, WILLIAM K	Election Worker or Judge	ACTIVE	10/24/2024
	BADIOLA, RANDOLPH D F	Election Worker or Judge	ACTIVE	10/24/2024
	BAKER, IRENE J	Election Worker or Judge	ACTIVE	10/24/2024
	BARNARD, DARLENE A	Election Worker or Judge	ACTIVE	10/24/2024
	BAUTZ, DIANA L	Election Worker or Judge	ACTIVE	10/24/2024
	BEARD, BRANDON J	Election Worker or Judge	ACTIVE	10/24/2024
	BELBACK, GREGORY P	Election Worker or Judge	ACTIVE	10/24/2024

New Hire Report

from 10/01/2024 - 10/31/2024

BENJAMIN, DEBRA S	Election Worker or Judge	ACTIVE	10/24/2024
BENNETT, MARIE M	Election Worker or Judge	ACTIVE	10/24/2024
BENNETT, MARY P	Election Worker or Judge	ACTIVE	10/24/2024
BERGER, IRWIN M	Election Worker or Judge	ACTIVE	10/24/2024
BERGER, RITA M	Election Worker or Judge	ACTIVE	10/24/2024
BERMAN, EILEEN F	Election Worker or Judge	ACTIVE	10/24/2024
BILLINGS, JOEL F	Election Worker or Judge	ACTIVE	10/24/2024
BLASKI, BARBARA A	Election Worker or Judge	ACTIVE	10/24/2024
BLOOMQUIST, MARISA L	Election Worker or Judge	ACTIVE	10/24/2024
BOLIT, PAUL J	Election Worker or Judge	ACTIVE	10/24/2024
BOLLIGER, STEPHANIE A	Election Worker or Judge	ACTIVE	10/24/2024
BOOTH, HEIDI	Election Worker or Judge	ACTIVE	10/24/2024
BORGER, PATRICIA L	Election Worker or Judge	ACTIVE	10/24/2024
BRADEN, ROBERT W	Election Worker or Judge	ACTIVE	10/24/2024
BRAUN, ROBIN R	Election Worker or Judge	ACTIVE	10/24/2024
BRENNAN, SHELLEY L	Election Worker or Judge	ACTIVE	10/24/2024
BROWN, JACK D	Election Worker or Judge	ACTIVE	10/24/2024
BURTON, DARLENE	Election Worker or Judge	ACTIVE	10/24/2024
CAIN-JANICKI, KIMBERLY J	Election Worker or Judge	ACTIVE	10/24/2024
CAPPETTA, THOMAS J	Election Worker or Judge	ACTIVE	10/24/2024
CARLSON, DAVID T	Election Worker or Judge	ACTIVE	10/24/2024
CATINELLA, MARIE K	Election Worker or Judge	ACTIVE	10/24/2024
CHIESA, MARC L	Election Worker or Judge	ACTIVE	10/24/2024
CHILDRESS, PAMELA M	Election Worker or Judge	ACTIVE	10/24/2024
CHOPE, KEVIN R	Election Worker or Judge	ACTIVE	10/24/2024
CITTA, NICHOLAS A	Election Worker or Judge	ACTIVE	10/24/2024

New Hire Report

from 10/01/2024 - 10/31/2024

CLOKE, DEBORAH J	Election Worker or Judge	ACTIVE	10/24/2024
CLOKE, THOMAS M	Election Worker or Judge	ACTIVE	10/24/2024
COKER, MARGARET R	Election Worker or Judge	ACTIVE	10/24/2024
CONEJO, NAUL	Election Worker or Judge	ACTIVE	10/24/2024
CROSSEY, PAUL J	Election Worker or Judge	ACTIVE	10/24/2024
CUMMINS, KATE A	Election Worker or Judge	ACTIVE	10/24/2024
DAMORE, CAMRAI D	Election Worker or Judge	ACTIVE	10/24/2024
DAMORE, PHILLIP M	Election Worker or Judge	ACTIVE	10/24/2024
DARBY, CHARLES H	Election Worker or Judge	ACTIVE	10/24/2024
DAVIDSON, PAULA A	Election Worker or Judge	ACTIVE	10/24/2024
DAWSON, DAVID W	Election Worker or Judge	ACTIVE	10/24/2024
DEWITT, CATHERINE S	Election Worker or Judge	ACTIVE	10/24/2024
DIRKS, DOROTHY J	Election Worker or Judge	ACTIVE	10/24/2024
DIRKS, DOUGLAS L	Election Worker or Judge	ACTIVE	10/24/2024
DIXON, TETYANA	Election Worker or Judge	ACTIVE	10/24/2024
DOUGLAS, JAMES A	Election Worker or Judge	ACTIVE	10/24/2024
DOWNS MCDONALD, CATHLEEN	Election Worker or Judge	ACTIVE	10/24/2024
DOYLE, PETER J	Election Worker or Judge	ACTIVE	10/08/2024
DUEVER, ALICE L	Election Worker or Judge	ACTIVE	10/24/2024
EBERSOLE, JOHN H	Election Worker or Judge	ACTIVE	10/24/2024
ELLIOTT, GLORIA J	Election Worker or Judge	ACTIVE	10/24/2024
ERICKSON, ARTHUR J	Election Worker or Judge	ACTIVE	10/24/2024
ERICKSON, KATHERINE L	Election Worker or Judge	ACTIVE	10/21/2024
ESCALONA, LAZARO	Election Worker or Judge	ACTIVE	10/24/2024
ESCOBEDO, MARY C	Election Worker or Judge	ACTIVE	10/24/2024
FALK, KIMBERLIE A	Election Worker or Judge	ACTIVE	10/24/2024

New Hire Report

from 10/01/2024 - 10/31/2024

FARQUHAR, JULIA A	Election Worker or Judge	ACTIVE	10/24/2024
FEE, KATHLEEN A	Election Worker or Judge	ACTIVE	10/24/2024
FEIURDEAN, DANIELA F	Election Worker or Judge	ACTIVE	10/24/2024
FELIX, GIANNA G	Election Worker or Judge	ACTIVE	10/24/2024
FIEBIG, ANDREA R	Election Worker or Judge	ACTIVE	10/24/2024
FISCHER, RICHARD I Jr	Election Worker or Judge	ACTIVE	10/24/2024
FISHER, TIMOTHY L	Election Worker or Judge	ACTIVE	10/24/2024
FRANKE, ANDREW B	Election Worker or Judge	ACTIVE	10/24/2024
FRANKLIN, AMY S	Election Worker or Judge	ACTIVE	10/24/2024
FREDRICKSON, JOSHUA P	Election Worker or Judge	ACTIVE	10/24/2024
FREEMAN, THOMAS K	Election Worker or Judge	ACTIVE	10/24/2024
GEMZSI, ERZSI A	Election Worker or Judge	ACTIVE	10/24/2024
GIAMMANCO, THOMAS S	Election Worker or Judge	ACTIVE	10/24/2024
GIGLIO, SAMANTHA J	Election Worker or Judge	ACTIVE	10/24/2024
GRAYS, RENA U D	Election Worker or Judge	ACTIVE	10/24/2024
GRIFFING, ROSEMARY V	Election Worker or Judge	ACTIVE	10/21/2024
GUERRA, ROSA M	Election Worker or Judge	ACTIVE	10/24/2024
GUSTAFSON, JOANNE M	Election Worker or Judge	ACTIVE	10/24/2024
GUSTAFSON, MELBA W	Election Worker or Judge	ACTIVE	10/24/2024
GUTIERREZ, ALONDRA	Election Worker or Judge	ACTIVE	10/24/2024
HAAS, BRIAN R	Election Worker or Judge	ACTIVE	10/24/2024
HAGER, NICHOLAS J	Election Worker or Judge	ACTIVE	10/24/2024
HALL, LISA A	Election Worker or Judge	ACTIVE	10/24/2024
HARING, LORI	Election Worker or Judge	ACTIVE	10/24/2024
HAVERKATE, ANDREW J	Election Worker or Judge	ACTIVE	10/24/2024
HECHT, KELLY J	Election Worker or Judge	ACTIVE	10/24/2024

New Hire Report

from 10/01/2024 - 10/31/2024

HEINZ, KURT D	Election Worker or Judge	ACTIVE	10/24/2024
HENRY, BEVERLY W	Election Worker or Judge	ACTIVE	10/24/2024
HIGH, DAVID F	Election Worker or Judge	ACTIVE	10/24/2024
HILLGARD, CONSTANCE M	Election Worker or Judge	ACTIVE	10/24/2024
HOLT, LORETTA J	Election Worker or Judge	ACTIVE	10/28/2024
HONEYMAN, COLLEEN M	Election Worker or Judge	ACTIVE	10/24/2024
HOOD, MARIA B	Election Worker or Judge	ACTIVE	10/24/2024
HORAK, ROBERT M	Election Worker or Judge	ACTIVE	10/24/2024
HRACK, KAREN M	Election Worker or Judge	ACTIVE	10/24/2024
HUBBARD, ROBERT P	Election Worker or Judge	ACTIVE	10/24/2024
HUELLEN, JUERGEN	Election Worker or Judge	ACTIVE	10/24/2024
HUMMRICH, ELIZABETH N	Election Worker or Judge	ACTIVE	10/21/2024
IACOPETTI, REBECCA L	Election Worker or Judge	ACTIVE	10/24/2024
ISELY, MICHAEL C	Election Worker or Judge	ACTIVE	10/24/2024
JAROSZ, STANLEY M	Election Worker or Judge	ACTIVE	10/24/2024
JENNINGS, JENNIFER D	Election Worker or Judge	ACTIVE	10/24/2024
JENSEN, CHARISSE J	Election Worker or Judge	ACTIVE	10/24/2024
JOHNSON, TIMOTHY L	Election Worker or Judge	ACTIVE	10/24/2024
JOHNSTON, MARY E	Election Worker or Judge	ACTIVE	10/24/2024
JONES, LARRY L	Election Worker or Judge	ACTIVE	10/24/2024
KANTUREK, ALISSA N	Election Worker or Judge	ACTIVE	10/21/2024
KARSTEN, ELIZAVETA	Election Worker or Judge	ACTIVE	10/21/2024
KAYE, KATIE C	Election Worker or Judge	ACTIVE	10/24/2024
KELICK, VICTORIA P	Election Worker or Judge	ACTIVE	10/24/2024
KINDER JACKSON, CLORESSIA S	Election Worker or Judge	ACTIVE	10/24/2024
KINSELLA, ANGEL M	Election Worker or Judge	ACTIVE	10/24/2024

New Hire Report

from 10/01/2024 - 10/31/2024

KLEIN, JOANNE J	Election Worker or Judge	ACTIVE	10/24/2024
KNEIP, DENNIS E	Election Worker or Judge	ACTIVE	10/24/2024
KOSINSKI, DENNIS S	Clerk I	ACTIVE	10/09/2024
	Election Worker or Judge	ACTIVE	10/09/2024
KOVERMAN, ROBERT B	Election Worker or Judge	ACTIVE	10/24/2024
KOVERMAN, ROBERTA L	Election Worker or Judge	ACTIVE	10/24/2024
KULAWIAK, KENNETH J	Election Worker or Judge	ACTIVE	10/24/2024
KULHANYK, NATALIIA	Election Worker or Judge	ACTIVE	10/24/2024
LAMBERT, JOHN V	Election Worker or Judge	ACTIVE	10/24/2024
LAWRENCE, KATHLEEN M	Election Worker or Judge	ACTIVE	10/24/2024
LEYVA, CYNTHIA A	Election Worker or Judge	ACTIVE	10/24/2024
LIPSON, EMMA W	Election Worker or Judge	ACTIVE	10/24/2024
LOFGREN, TIM A	Election Worker or Judge	ACTIVE	10/24/2024
LOPATIN, PETER D	Election Worker or Judge	ACTIVE	10/10/2024
LOWE, WILLIAM J	Election Worker or Judge	ACTIVE	10/24/2024
LUND, CHRISTINE M	Election Worker or Judge	ACTIVE	10/24/2024
LYNCH, BEVERLY D	Election Worker or Judge	ACTIVE	10/24/2024
LYON, JANET B	Election Worker or Judge	ACTIVE	10/24/2024
LYONS, KIMBERLY J	Election Worker or Judge	ACTIVE	10/24/2024
MACHOWICZ, MICHELE A	Election Worker or Judge	ACTIVE	10/24/2024
MATTOX, THOMAS W	Election Worker or Judge	ACTIVE	10/24/2024
MAUGHAN, JENNIFER S	Election Worker or Judge	ACTIVE	10/24/2024
MCFARLIN, DIANE P	Election Worker or Judge	ACTIVE	10/10/2024
MELENDEZ, DIEGO M	Election Worker or Judge	ACTIVE	10/24/2024
MENSCHING, REBECCA A	Election Worker or Judge	ACTIVE	10/24/2024
MONDRAGON, DIANA M	Election Worker or Judge	ACTIVE	10/24/2024

New Hire Report

from 10/01/2024 - 10/31/2024

MORALES, EDUARDO T	Election Worker or Judge	ACTIVE	10/24/2024
MOUNTZ, ANN C	Election Worker or Judge	ACTIVE	10/24/2024
MULLER, SUSAN P	Election Worker or Judge	ACTIVE	10/24/2024
MURPHY, JENNIFER M	Election Worker or Judge	ACTIVE	10/24/2024
MURROW, BRADLEY R	Election Worker or Judge	ACTIVE	10/21/2024
MYERS, ALICIA M	Election Worker or Judge	ACTIVE	10/24/2024
NAGY, ALYCIA D	Election Worker or Judge	ACTIVE	10/24/2024
NELSON, ERIC R	Election Worker or Judge	ACTIVE	10/24/2024
NELSON, RICHARD L	Election Worker or Judge	ACTIVE	10/24/2024
ODEAN, JOHN E	Election Worker or Judge	ACTIVE	10/24/2024
OMARA, MARTIN J	Election Worker or Judge	ACTIVE	10/22/2024
O'MEARA, ROBERTA L	Election Worker or Judge	ACTIVE	10/24/2024
PARIKH, SNEHA R	Election Worker or Judge	ACTIVE	10/24/2024
PARKER, DAVID A	Election Worker or Judge	ACTIVE	10/24/2024
PARRA ORDONEZ, JOSE A	Election Worker or Judge	ACTIVE	10/24/2024
PARRA, ABDIEL	Election Worker or Judge	ACTIVE	10/24/2024
PATEL, DIPTESH R	Election Worker or Judge	ACTIVE	10/28/2024
PATEL, KISHAN A	Election Worker or Judge	ACTIVE	10/24/2024
PEARSON, DANIEL J	Election Worker or Judge	ACTIVE	10/24/2024
PERENCHIO, CAROL M	Election Worker or Judge	ACTIVE	10/24/2024
PETERSON, MARILYN J	Election Worker or Judge	ACTIVE	10/21/2024
PETERSON, PAUL A	Election Worker or Judge	ACTIVE	10/24/2024
PETRONELLA, NICHOLAS M	Election Worker or Judge	ACTIVE	10/24/2024
PFEIFFER, DELPHINE M	Election Worker or Judge	ACTIVE	10/24/2024
PODEMSKI, RICHARD E	Election Worker or Judge	ACTIVE	10/24/2024
PROKOS, ATHANASIOS M J	Election Worker or Judge	ACTIVE	10/24/2024

New Hire Report

from 10/01/2024 - 10/31/2024

REEBEL, NANCY M	Election Worker or Judge	ACTIVE	10/24/2024
ROBINSON, DIANE	Election Worker or Judge	ACTIVE	10/24/2024
ROBINSON, IRENE L	Election Worker or Judge	ACTIVE	10/24/2024
RODRIGUEZ, JOSEPH A	Election Worker or Judge	ACTIVE	10/24/2024
RODRIGUEZ, ROSSY V	Election Worker or Judge	ACTIVE	10/24/2024
ROESCH, MICHAEL J	Election Worker or Judge	ACTIVE	10/24/2024
ROSENQUIST, DANIELLE L	Election Worker or Judge	ACTIVE	10/24/2024
ROSSI, MICHELLE L	Election Worker or Judge	ACTIVE	10/24/2024
RUDOLPH, JANICE M	Election Worker or Judge	ACTIVE	10/24/2024
RUDOLPH, MARK E	Election Worker or Judge	ACTIVE	10/24/2024
RUHNKE, RONALD A	Election Worker or Judge	ACTIVE	10/24/2024
SAMAAN, JOHN M	Election Worker or Judge	ACTIVE	10/24/2024
SANCHEZ, ANNAFLOR S	Election Worker or Judge	ACTIVE	10/24/2024
SANTANGELO, DINO A	Election Worker or Judge	ACTIVE	10/24/2024
SANTANGELO, TAMMY S	Election Worker or Judge	ACTIVE	10/24/2024
SARVER, KIM D	Election Worker or Judge	ACTIVE	10/24/2024
SCHELL, RICHARD E	Election Worker or Judge	ACTIVE	10/24/2024
SCHMITT, CATHERINE A	Election Worker or Judge	ACTIVE	10/24/2024
SEVERINO, ANGELA M	Election Worker or Judge	ACTIVE	10/24/2024
SEVERSON, BARBARA A	Election Worker or Judge	ACTIVE	10/24/2024
SHAH, MINAXI R	Election Worker or Judge	ACTIVE	10/24/2024
SHAH, RAMESH B	Election Worker or Judge	ACTIVE	10/24/2024
SHARKEY, JOHN T	Election Worker or Judge	ACTIVE	10/24/2024
SHEPRO, KENNETH C	Board Member	ACTIVE	10/10/2024
	Election Worker or Judge	ACTIVE	10/10/2024
SIKORSKI, JUDITH E	Election Worker or Judge	ACTIVE	10/24/2024

New Hire Report

from 10/01/2024 - 10/31/2024

SMITH, MARIA P	Election Worker or Judge	ACTIVE	10/21/2024
SMITH, SARA A	Election Worker or Judge	ACTIVE	10/24/2024
SOLOMON, MARY ANN	Election Worker or Judge	ACTIVE	10/24/2024
SOMMERS, REBECCA J	Election Worker or Judge	ACTIVE	10/24/2024
STANLEY, LARRY L	Election Worker or Judge	ACTIVE	10/24/2024
STANLEY, MAREEN A	Election Worker or Judge	ACTIVE	10/24/2024
STEWART, LAURA D	Election Worker or Judge	ACTIVE	10/24/2024
SULLIVAN, DOLORES A	Election Worker or Judge	ACTIVE	10/24/2024
SUNDERLAGE, JEAN M	Election Worker or Judge	ACTIVE	10/24/2024
SWANSON, MICHAEL S	Election Worker or Judge	ACTIVE	10/23/2024
TEMPERA, BROOKANA K	Election Worker or Judge	ACTIVE	10/21/2024
THIEDE, COURTNEY T	Election Worker or Judge	ACTIVE	10/24/2024
THOMAS, STEPHEN E	Election Worker or Judge	ACTIVE	10/24/2024
TRIGGIANI, MARY L	Election Worker or Judge	ACTIVE	10/24/2024
TROUT, DORIS I	Election Worker or Judge	ACTIVE	10/01/2024
TRULOCK, ANGELA K	Election Worker or Judge	ACTIVE	10/24/2024
VANCE, SALLY M	Election Worker or Judge	ACTIVE	10/24/2024
VORWERK, GEORGEAN A	Election Worker or Judge	ACTIVE	10/24/2024
WALASZEK, JAMES E	Election Worker or Judge	ACTIVE	10/24/2024
WALCZAK, ALBERT	Election Worker or Judge	ACTIVE	10/24/2024
WARREN, STEVEN J	Election Worker or Judge	ACTIVE	10/24/2024
WASHINGTON, MICHELE A	Election Worker or Judge	ACTIVE	10/24/2024
WEBSTER, MICHAEL A	Election Worker or Judge	ACTIVE	10/24/2024
WELSH, KALLIE M	Election Worker or Judge	ACTIVE	10/24/2024
WIEMHOFF, JOHN R	Election Worker or Judge	ACTIVE	10/21/2024
WILDING, LOGAN P	Election Worker or Judge	ACTIVE	10/24/2024

New Hire Report
from 10/01/2024 - 10/31/2024

WILSON, SHANE A	Election Worker or Judge	ACTIVE	10/21/2024
WINTER, SUSAN	Election Worker or Judge	ACTIVE	10/24/2024
WREDE, CHARLES H	Election Worker or Judge	ACTIVE	10/24/2024
YEHLING, GLENN C	Election Worker or Judge	ACTIVE	10/24/2024
YEHLING, JACOB R	Election Worker or Judge	ACTIVE	10/24/2024
ZACCHEA, LINDA J	Election Worker or Judge	ACTIVE	10/24/2024

Court Services/Juvenile Justice Center

HALIK, LINDSAY R	Mental Health Clinician	ACTIVE	10/09/2024
	Mental Health Manager	ACTIVE	10/09/2024

Sheriff/Adult Corrections

KLONOWSKI, KRISTYN E	Information Specialist	ACTIVE	10/01/2024
----------------------	------------------------	--------	------------

Sheriff/Sheriff

CHAMBERS, LUCAS C	Peace Officer	ACTIVE	10/07/2024
LARKIN, BROCK D E	Peace Officer	ACTIVE	10/07/2024

State's Attorney

DOGGETT, SHAWANDA R	CAC Case Manager	ACTIVE	10/15/2024
---------------------	------------------	--------	------------

Supervisors of Assessment

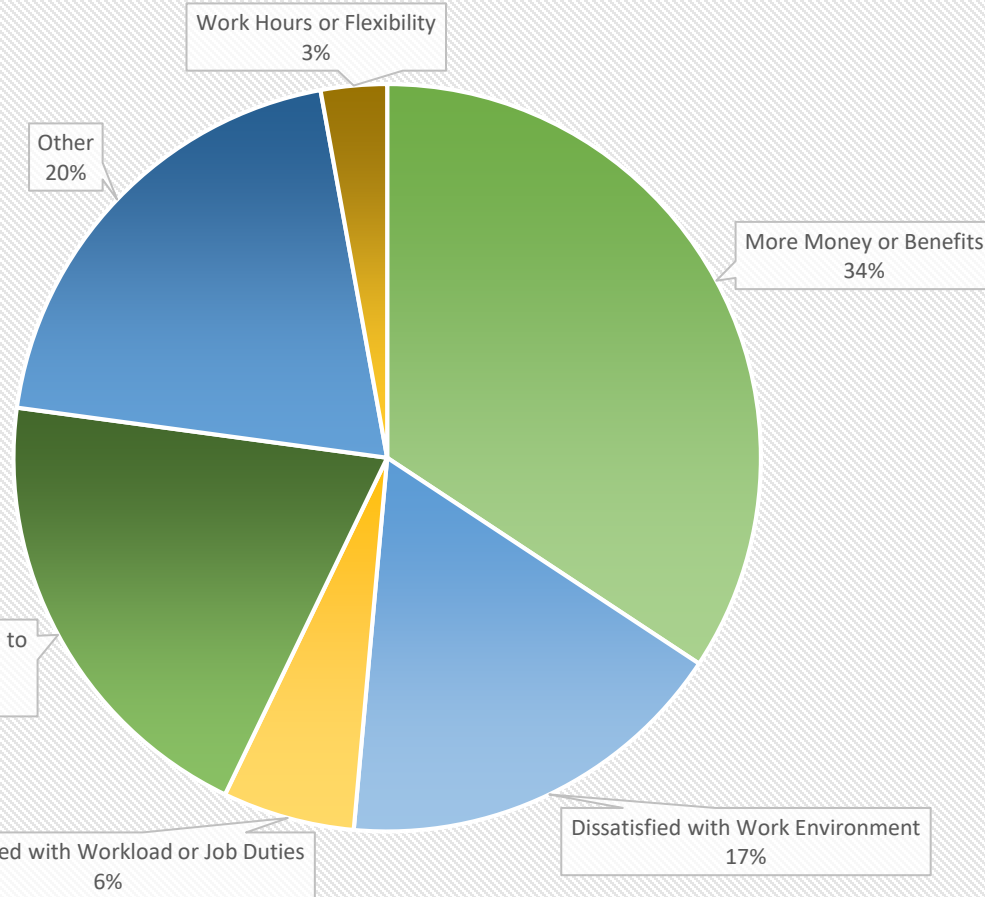
CHAVEZ, TIFFANY M	Data Specialist	ACTIVE	10/15/2024
-------------------	-----------------	--------	------------

Total New Hires 237

Termination Report from 10/01/2024 - 10/31/2024

Department	Employee Name	Termination Date
Animal Control		
	SPITZ, CASSANDRA Y	10/10/24
Circuit Clerk		
	FRANZEN, NICOLE A	10/04/24
	GARWOOD, STERLING S	10/02/24
	JOHNSON, KARA K	10/01/24
Community Reinvestment		
	ROMERO, YASCARA Y	10/08/24
Health		
	MATA-GOMBOA, JENNIFER	10/04/24
Regional Office of Education		
	ASCENCIO, ARACELI	10/11/24
Sheriff/Sheriff		
	FEIZA, AARON J	10/01/24
Total Terminations 8		

Reason Employees Left Kane County



- More Money or Benefits
- Dissatisfied with Work Environment
- Dissatisfied with Workload or Job Duties
- Personal Reasons Not Attributable to Kane County
- Other
- Work Hours or Flexibility

TOTAL RESPONSES: 35

STATE OF ILLINOIS)

SS.

COUNTY OF KANE)

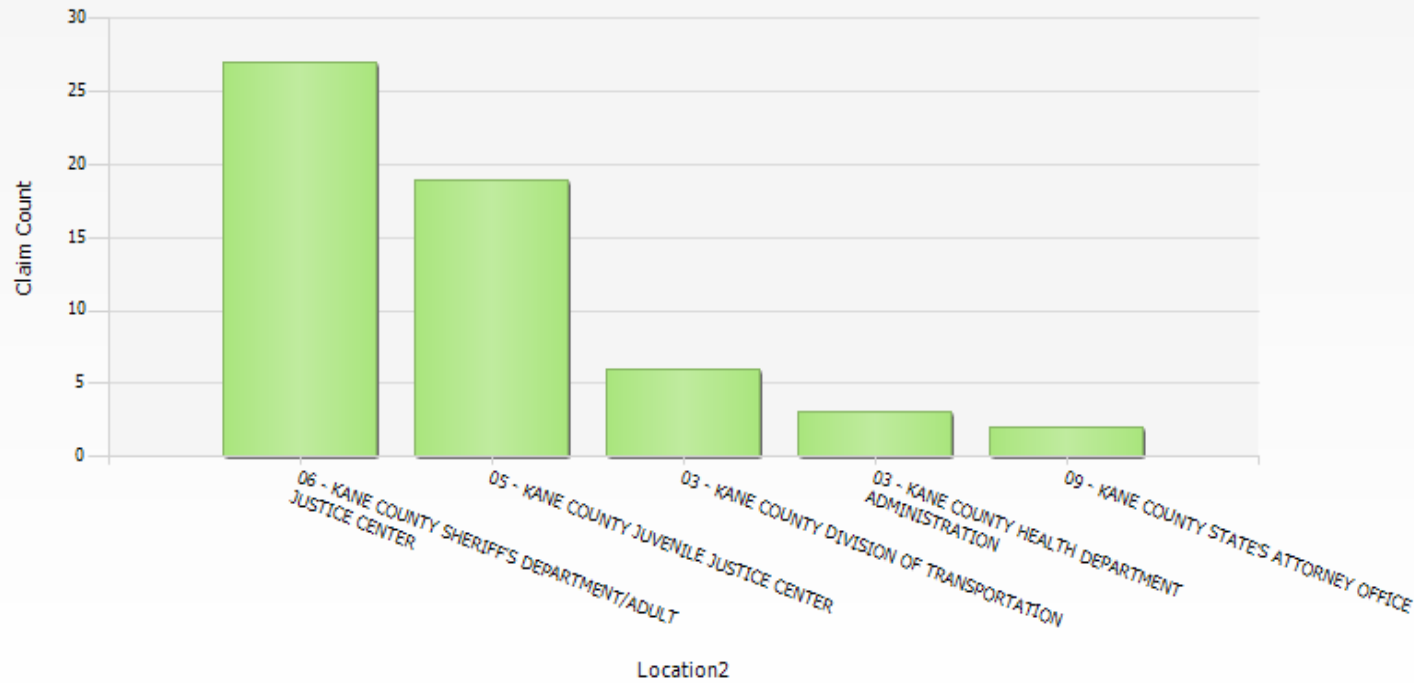
REPORT NO. TMP-24-3148

MONTHLY WORKERS COMP AND LIABILITY REPORTS

Kane County Top 5 Locations where the most incidents have occurred- 12/01/2023-11/30/2024 as of 10/31/24

Location2	Claim Count	Total Paid	Outstanding Reserves	Recovery	Total Incurred	Total Reimbursement	Net Incurred	Cost Per Claim	% of Freq	% Of Incur
06 - KANE COUNTY SHERIFF'S DEPARTMENT/ADULT JUSTICE CENTER	27	\$196,248.98	\$308,757.41	\$0.00	\$505,006.39	\$0.00	\$505,006.39	\$18,703.94	42%	82%
05 - KANE COUNTY JUVENILE JUSTICE CENTER	19	\$14,722.56	\$5,293.17	\$0.00	\$20,015.73	\$0.00	\$20,015.73	\$1,053.46	29%	3%
03 - KANE COUNTY DIVISION OF TRANSPORTATION	6	\$4,971.06	\$30,384.74	\$0.00	\$35,355.80	\$0.00	\$35,355.80	\$5,892.63	9%	6%
03 - KANE COUNTY HEALTH DEPARTMENT ADMINISTRATION	3	\$2,324.43	\$22,288.80	\$0.00	\$24,613.23	\$0.00	\$24,613.23	\$8,204.41	5%	4%
09 - KANE COUNTY STATE'S ATTORNEY OFFICE	2	\$366.49	\$1,675.00	\$0.00	\$2,041.49	\$0.00	\$2,041.49	\$1,020.75	3%	0%

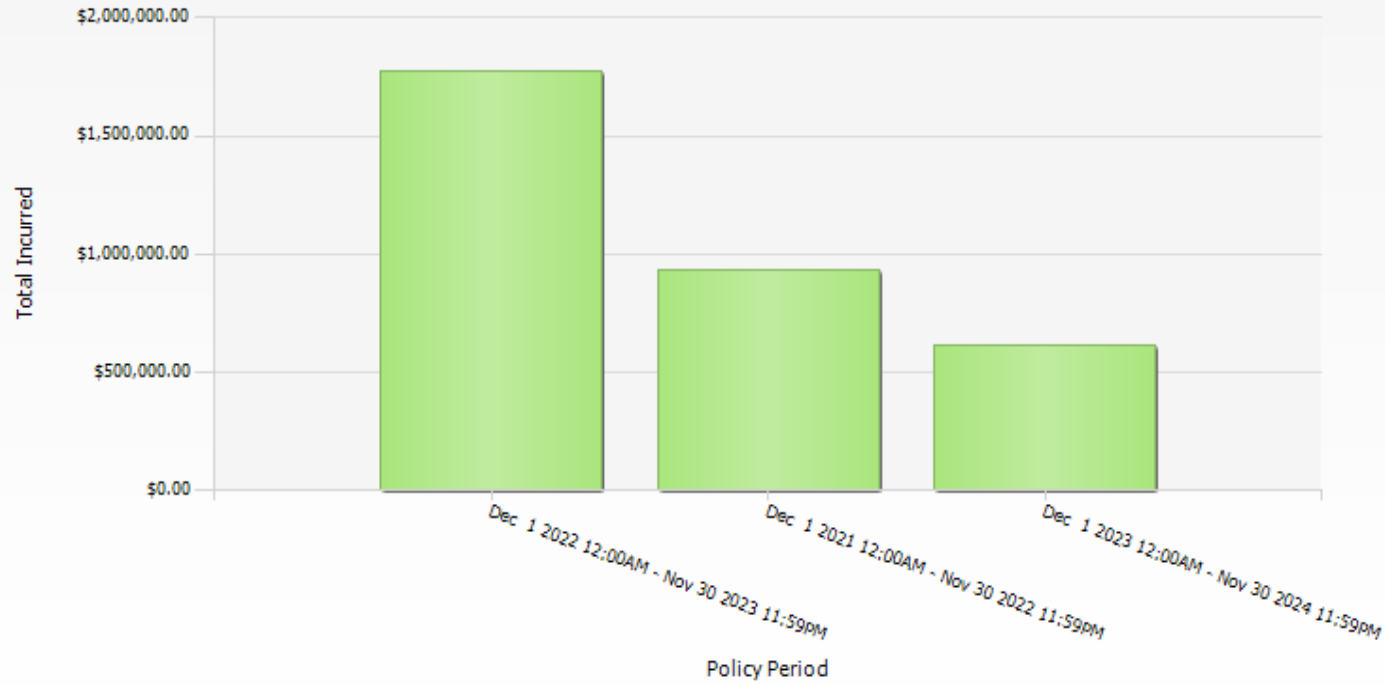
Summary by Location2 Ordered by Claim Count in Descending Order



Kane County Workman's Compensation trend from the 3 policy periods (12/01/21-11/30/24) in descending order by total incurred as of 10/31/24

Policy Period	Claim Count	Total Paid	Outstanding Reserves	Recovery	Total Incurred	Total Reimburseme	Net Incurred	Cost Per Claim	% of Freq	% Of Incur
Dec 1 2022 12:00AM - Nov 30 2023 11:59PM	70	\$1,106,240.11	\$666,736.76	\$0.00	\$1,772,976.87	\$0.00	\$1,772,976.87	\$25,328.24	37%	53%
Dec 1 2021 12:00AM - Nov 30 2022 11:59PM	52	\$643,494.39	\$296,287.42	\$8,647.62	\$931,134.19	\$0.00	\$931,134.19	\$17,906.43	28%	28%
Dec 1 2023 12:00AM - Nov 30 2024 11:59PM	65	\$233,847.87	\$379,258.54	\$0.00	\$613,106.41	\$0.00	\$613,106.41	\$9,432.41	35%	18%

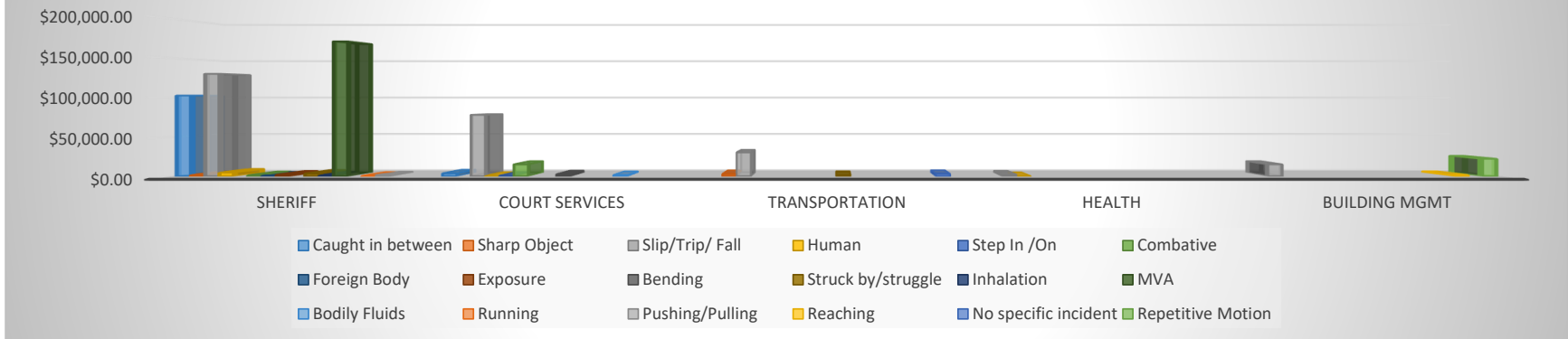
Summary by Policy Period Ordered by Total Incurred in Descending Order



The Departments within the 5 Top Locations where the losses were reported and the Total incurred for each cause code from 12/01/2023 -11/30/2024 as of 10/31/2024

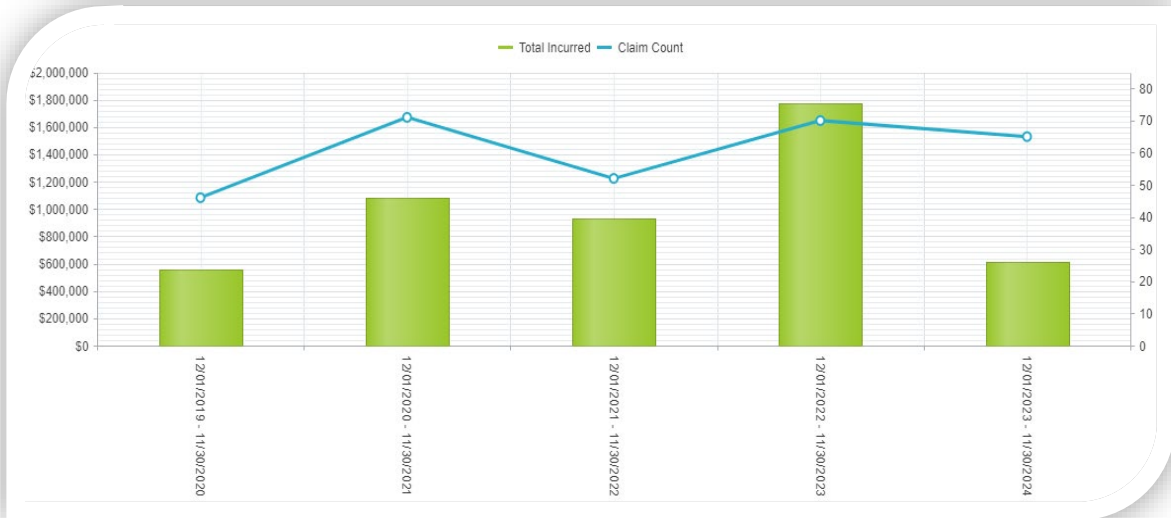
Departments	Caught in between	Sharp Object	Slip/Trip/ Fall	Human	Step In /On	Combative	Foreign Body	Exposure	Bending	Struck by/struggl	Inhalation	MVA	Bodily Fluids	Running	Pushing/P ulling	Reaching	No specific incident	Repetitive Motion
Sheriff	\$102,540.31	\$1,700.00	\$130,145.32	\$4,809.11		\$1,350.00	\$935.69	\$2,048.04		\$3,490.66	\$1,068.51	\$171,288.00		\$554.20	\$1,002.94			
Court Services	\$3,731.29		\$77,979.66	\$385.56	\$567.06	\$15,101.12			\$2,496.07				\$1,478.58					
Transportation		\$2,777.83	\$30,349.09							\$1,577.88							\$3,001.00	
Health			\$2,200.00	\$147.37														
Building MGMT			\$15,151.00													\$1,673.36		\$22,265.86

The Departments within the Top Locations where the Losses were reported and total incurred for each code for 12/01/2023 to 11/30/2024 as of 10/31/2024



Departments	Count	Total Incurred
Sheriff	24	\$422,282.78
Court Services	22	\$ 101,739.34
Transportation	7	\$ 37,705.80
Health	3	\$24,613.23
Building MGMT	2	\$16,824.36
Total	58	\$ 603,165.51

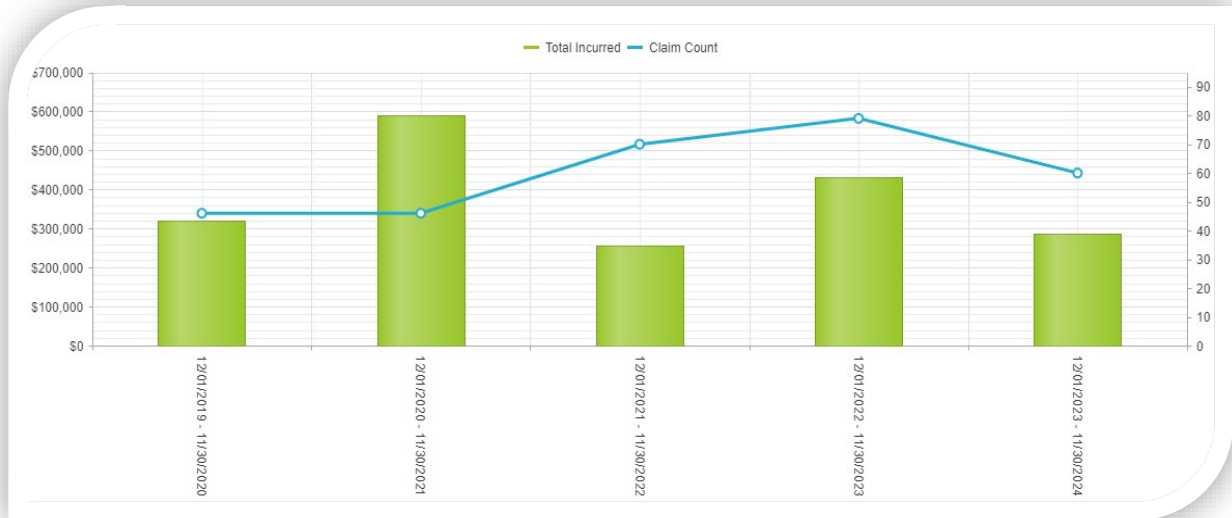
Executive Reports for Kane County Worker’s Compensation Program for the last 4 years and the current year – By policy period and chronological order as of 10/31/2024



Policy Period	Paid	Out Reserve	Recovered	Total Incurred	Claim Count	Cost per Claim
12/01/2019 - 11/30/2020	\$553,748.70	\$0.00	\$608.39	\$553,140.31	46	\$12,024.79
12/01/2020 - 11/30/2021	\$934,083.12	\$173,164.91	\$23,736.71	\$1,083,511.32	71	\$15,260.72
12/01/2021 - 11/30/2022	\$643,494.39	\$296,287.42	\$8,647.62	\$931,134.19	52	\$17,906.43
12/01/2022 - 11/30/2023	\$1,106,240.11	\$666,736.76	\$0.00	\$1,772,976.87	70	\$25,328.24
12/01/2023 - 11/30/2024	\$233,847.87	\$379,258.54	\$0.00	\$613,106.41	65	\$9,432.41
Totals:	\$3,471,414.19	\$1,515,447.63	\$32,992.72	\$4,953,869.10	304	\$16,295.62

-Total incurred for the current policy period is \$613,106.41 with 65 claims reported. The average cost per claim is \$9,432.41. These claims will continue to develop along with new claims reported.

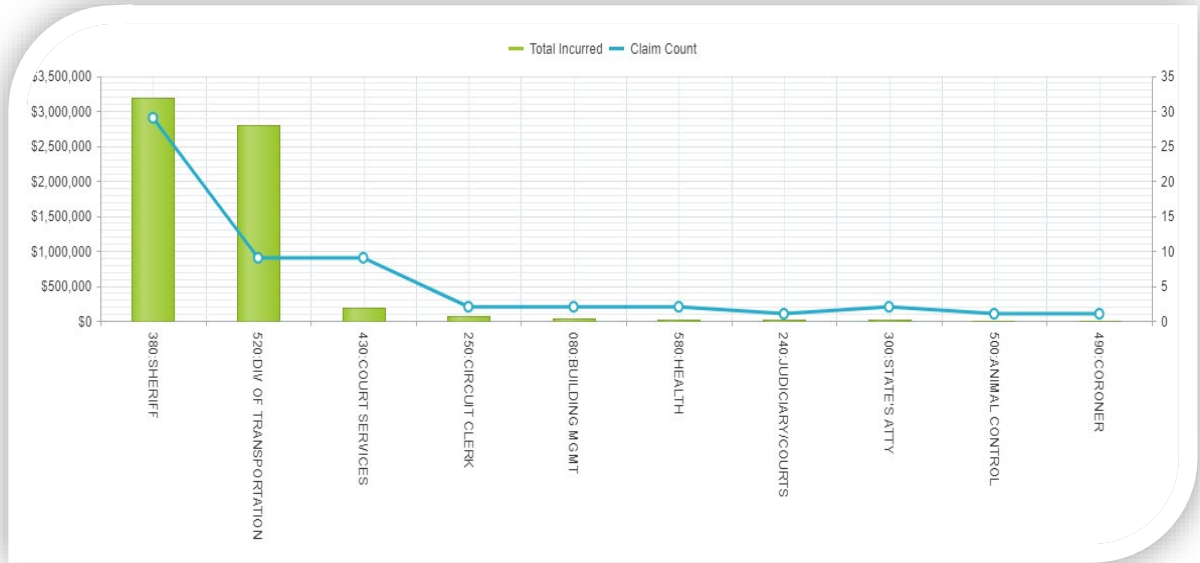
Executive Report for Kane County Liability Program for the last 4 years and the current year-By policy period and chronological order as of 10/31/2024



Policy Period	Paid	Out Reserve	Recovered	Total Incurred	Claim Count	Cost per Claim
12/01/2019 - 11/30/2020	\$124,019.79	\$255,000.00	\$59,100.88	\$319,918.91	46	\$6,954.76
12/01/2020 - 11/30/2021	\$694,839.04	\$58,000.00	\$163,936.41	\$588,902.63	46	\$12,802.23
12/01/2021 - 11/30/2022	\$417,146.40	\$10,000.00	\$171,128.39	\$256,018.01	70	\$3,657.40
12/01/2022 - 11/30/2023	\$591,757.64	\$44,397.59	\$204,515.63	\$431,639.60	79	\$5,463.79
12/01/2023 - 11/30/2024	\$237,067.64	\$89,566.18	\$41,224.46	\$285,409.36	60	\$4,756.82
Totals:	\$2,064,830.51	\$456,963.77	\$639,905.77	\$1,881,888.51	301	\$6,252.12

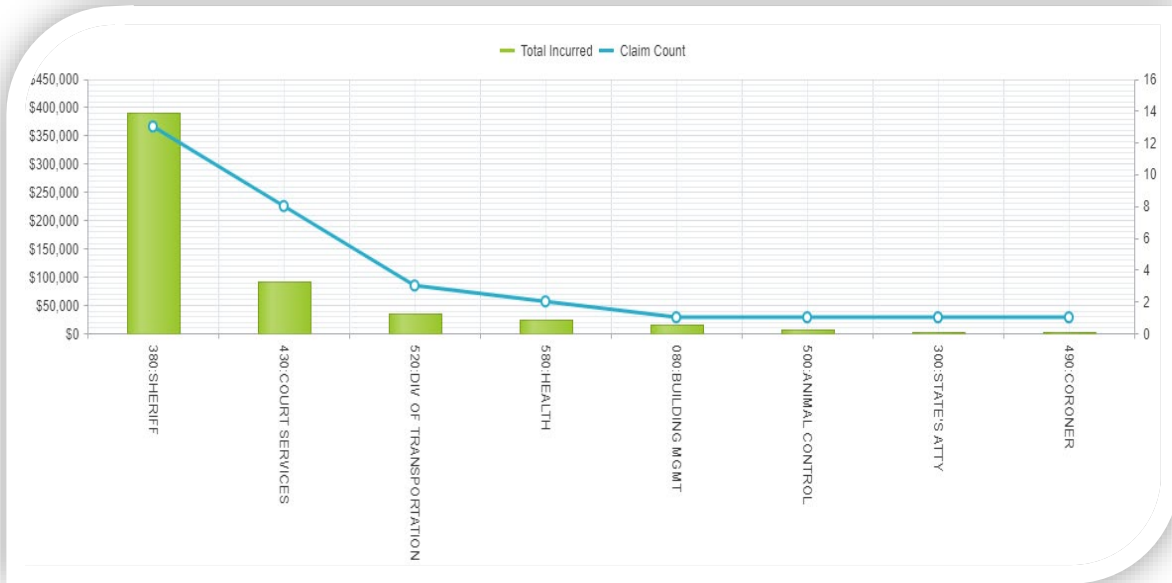
- Total incurred for the current policy period is \$285,409.36 with 60 claims reported for the current period and that will change upon receipt of additional information. Average cost per claim is \$4,756.86 for the current policy period.

All open Worker's Compensation Claims for Kane County as of 10/31/2024 with the oldest date of injury to be 06/15/2000 by Department



Departments	Paid	Out Reserve	Recovered	Total Incurred	Claim Count	Cost per Claim
380:SHERIFF	\$1,622,871.79	\$1,562,154.45	\$0.00	\$3,185,026.24	29	\$109,828.49
520:DIV OF TRANSPORTATION	\$1,883,201.07	\$913,136.40	\$0.00	\$2,796,337.47	9	\$310,704.16
430:COURT SERVICES	\$110,956.71	\$77,911.98	\$0.00	\$188,868.69	9	\$20,985.41
250:CIRCUIT CLERK	\$26,291.79	\$42,410.92	\$0.00	\$68,702.71	2	\$34,351.36
080:BUILDING MGMT	\$20,749.74	\$10,932.26	\$0.00	\$31,682.00	2	\$15,841.00
580:HEALTH	\$2,177.06	\$22,288.80	\$0.00	\$24,465.86	2	\$12,232.93
240:JUDICIARY/COURTS	\$3,090.00	\$16,977.64	\$0.00	\$20,067.64	1	\$20,067.64
300:STATE'S ATTY	\$15,165.30	\$1,921.07	\$0.00	\$17,086.37	2	\$8,543.19
500:ANIMAL CONTROL	\$5,001.28	\$825.85	\$0.00	\$5,827.13	1	\$5,827.13
490:CORONER	\$984.75	\$665.25	\$0.00	\$1,650.00	1	\$1,650.00
Totals:	\$3,690,489.49	\$2,649,224.62	\$0.00	\$6,339,714.11	58	\$109,305.42

Open Worker's Compensation Claims that occurred from 12/01/2023 to 11/30/2024 as of 10/31/24

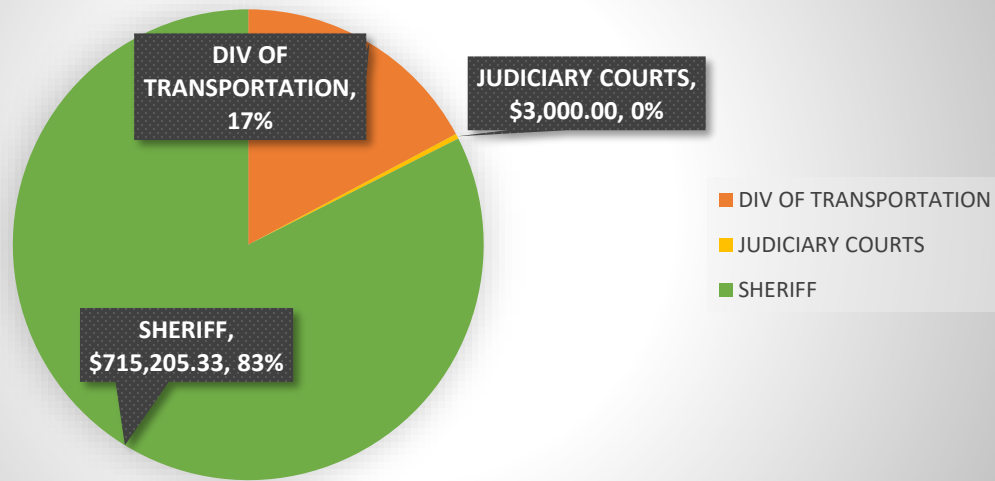


Departments	Paid	Out Reserve	Recovered	Total Incurred	Claim Count	Cost per Claim
380:SHERIFF	\$91,334.46	\$299,403.70	\$0.00	\$390,738.16	13	\$30,056.78
430:COURT SERVICES	\$75,839.49	\$15,908.05	\$0.00	\$91,747.54	8	\$11,468.44
520:DIV OF TRANSPORTATION	\$4,935.57	\$30,473.57	\$0.00	\$35,409.14	3	\$11,803.05
580:HEALTH	\$2,177.06	\$22,288.80	\$0.00	\$24,465.86	2	\$12,232.93
080:BUILDING MGMT	\$7,132.68	\$8,018.32	\$0.00	\$15,151.00	1	\$15,151.00
500:ANIMAL CONTROL	\$5,001.28	\$825.85	\$0.00	\$5,827.13	1	\$5,827.13
300:STATE'S ATTY	\$25.00	\$1,675.00	\$0.00	\$1,700.00	1	\$1,700.00
490:CORONER	\$984.75	\$665.25	\$0.00	\$1,650.00	1	\$1,650.00
Totals:	\$187,430.29	\$379,258.54	\$0.00	\$566,688.83	30	\$18,889.63

Kane County Settlements by Department for Policy Period
December 1, 2023- November 30, 2024 as of October 31, 2024

Department	Settlement Amount	Percentage %	Claims Settled
ANIMAL CONTROL	\$0.00	0%	
BUILDING MAINT	\$0.00	0%	
CIRCUIT CLERK	\$0.00	0%	
CORONER	\$0.00	0%	
COUNTY CLERK	\$0.00	0%	
COURT SERVICES	\$0.00	0%	
DIV OF TRANSPORTATION	\$149,281.93	17%	3
HEALTH	\$0.00	0%	
JUDICIARY COURTS	\$3,000.00	0%	1
KANE COMM	\$0.00	0%	
RECORDER	\$0.00	0%	
SHERIFF	\$715,205.33	82%	9
STATES ATTY	\$0.00	0%	
Total	\$867,487.26	100%	13

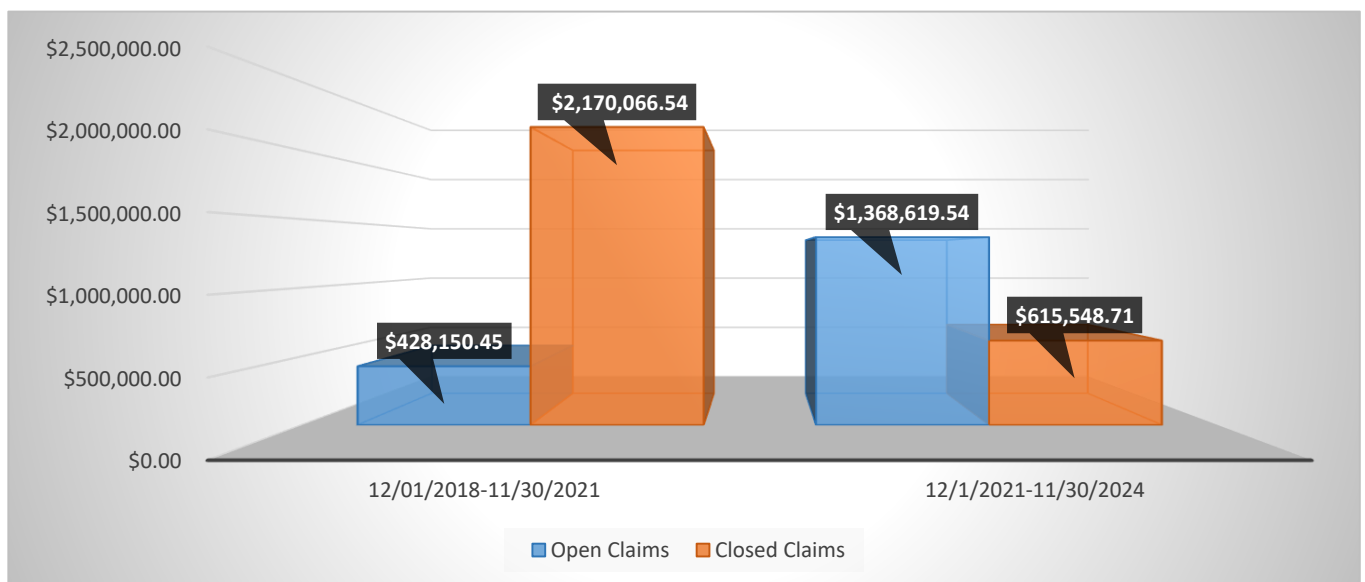
Settlements by Department as of October 31, 2024



Kane County Claims (open and closed) and paid amounts from 12/01/2018-11/30/2021 and 12/01/2021-11/30/24 periods as of 10/31/2024

	Open Claims	Closed Claims	Claim Count
12/01/2018-11/30/2021	\$428,150.45	\$2,170,066.54	209
12/1/2021-11/30/2024	\$1,368,619.54	\$615,548.71	189

There are 20 more claims reported from 12/01/2011-11/30/2021, compared to the 12/01/2021-11/30/2024 period. The amount paid from claims that occurred 12/01/2018-12/1/2021 is \$614,048.00 more compared to 12/01/2021-11/30/24 period.



STATE OF ILLINOIS)

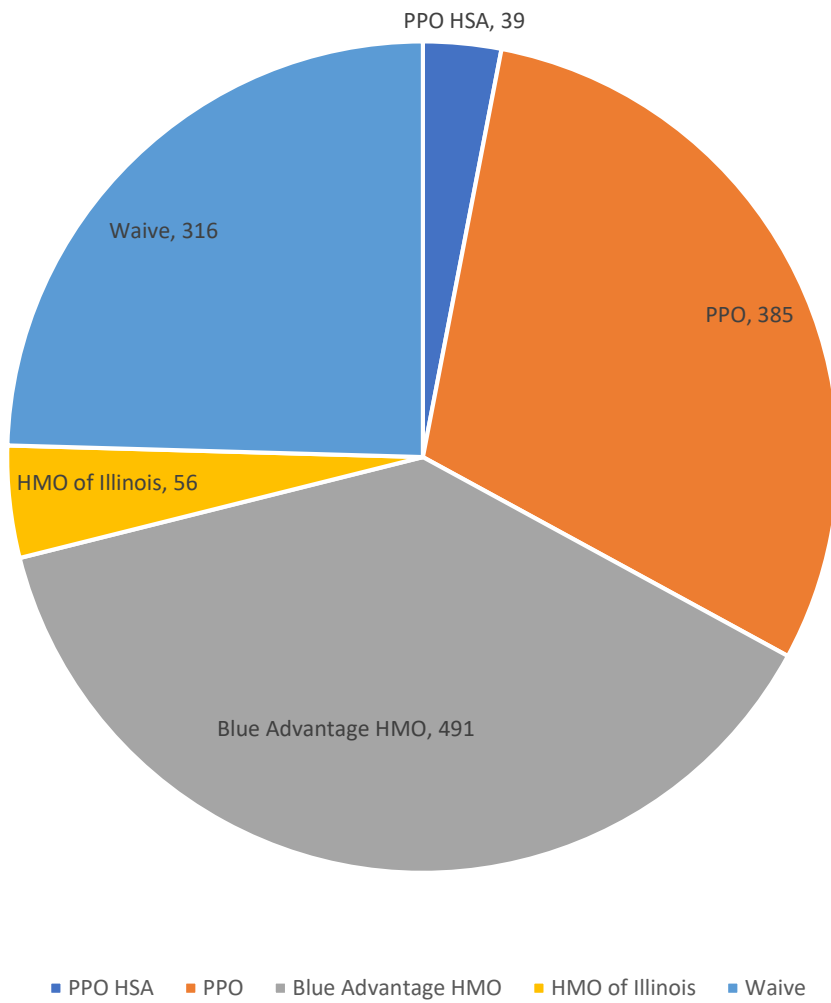
SS.

COUNTY OF KANE)

REPORT NO. TMP-24-3192

OPEN ENROLLMENT UPDATE

2025 Health Insurance Elections for 1287 Employees



STATE OF ILLINOIS)

SS.

COUNTY OF KANE)

REPORT NO. TMP-24-3149

MONTHLY TRAINING REPORT

**Sexual Harassment Training Compliance
11/6/2024**

Type of Training Delivered	Training Title	Source of Training	Departments invited	Total number of attendees	Deadline
Webinar	Prevention of Sexual Harassment at work - Employee	Illinois Chamber of Commerce	All	1279	08.31.2024
Webinar	Prevention of Sexual Harassment at work - Manager/Elected Official	Illinois Chamber of Commerce	All	221	08.31.2024

Active Employees: 1310

