



Kane County

KC Public Service Committee

Agenda

Government Center
719 S. Batavia Ave., Bldg. A
Geneva, IL 60134

SANCHEZ, Young, Gumz, Lewis, Surges, Tepe, Williams & Pierog (ex-officio Chair)

Thursday, November 21, 2024

9:00 AM

County Board Room

1. **Call To Order**
2. **Roll Call**
3. **Remote Attendance Requests**
4. **Approval of Minutes: October 17, 2024**
5. **Public Comment**
6. **Finance**
 - A. Monthly Report
7. **Recorder**
 - A. Monthly Report
8. **Treasurer / Collector**
 - A. Monthly Report
9. **Supervisor of Assessments**
 - A. Monthly Report
10. **Regional Office of Education**
11. **Veteran's Assistance Commission**
 - A. Monthly Report
12. **County Clerk**
 - A. Monthly Report
13. **Other Business**
14. **Executive Session (If Needed)**
15. **Reports Placed On File**
16. **Adjournment**

STATE OF ILLINOIS)

SS.

COUNTY OF KANE)

REPORT NO. TMP-24-3141

MONTHLY REPORT

Committee Expense Budget Report - by Account Detail
Through October 31, 2024 (91.67% YTD, 88.46% Payroll Expense through Pay Period Ending 10/12/2024)
***2019, 2020, 2021, 2022, 2023 Actual Full Fiscal Year**

| Department / Fund / Account Classification | 2019 Actual Amount* | 2020 Actual Amount* | 2021 Actual Amount* | 2022 Actual Amount* | 2023 Actual Amount* | 2023 Adopted Budget | 2023 YTD% Actual/Budget | 2024 Actual Amount | 2024 Adopted Budget | 2024 YTD% Actual/Budget | 2019 - 2024 Trend |
|---|---------------------|---------------------|---------------------|---------------------|---------------------|---------------------|-------------------------|--------------------|---------------------|-------------------------|-------------------|
| 080 Building Management | \$ 130,000 | \$ 130,000 | \$ 130,000 | \$ 130,000 | \$ 160,017 | \$ 130,000 | 123.1% | \$ 152,185 | \$ 130,000 | 117.1% | |
| Expenses | \$ 130,000 | \$ 130,000 | \$ 130,000 | \$ 130,000 | \$ 160,017 | \$ 130,000 | 123.1% | \$ 152,185 | \$ 130,000 | 117.1% | |
| Contractual Services | \$ 130,000 | \$ 130,000 | \$ 130,000 | \$ 129,769 | \$ 160,017 | \$ 130,000 | 123.1% | \$ 152,185 | \$ 130,000 | 117.1% | |
| 52110 - Repairs and Maint- Buildings | \$ - | \$ - | \$ - | \$ - | \$ 13,686 | \$ - | 0.0% | \$ - | \$ - | 0.0% | |
| 088 Bldg Mgmt- ROE Office & Supplies | \$ - | \$ - | \$ - | \$ - | \$ 13,686 | \$ - | 0.0% | \$ - | \$ - | 0.0% | |
| 52210 - Building Lease | \$ 130,000 | \$ 130,000 | \$ 130,000 | \$ 129,769 | \$ 146,332 | \$ 130,000 | 112.6% | \$ 152,185 | \$ 130,000 | 117.1% | |
| 088 Bldg Mgmt- ROE Office & Supplies | \$ 130,000 | \$ 130,000 | \$ 130,000 | \$ 129,769 | \$ 146,332 | \$ 130,000 | 112.6% | \$ 152,185 | \$ 130,000 | 117.1% | |
| Commodities | \$ - | \$ - | \$ - | \$ 231 | \$ - | \$ - | 0.0% | \$ - | \$ - | 0.0% | |
| 60030 - Self-Mailer | \$ - | \$ - | \$ - | \$ - | \$ - | \$ - | 0.0% | \$ - | \$ - | 0.0% | |
| 088 Bldg Mgmt- ROE Office & Supplies | \$ - | \$ - | \$ - | \$ - | \$ - | \$ - | 0.0% | \$ - | \$ - | 0.0% | |
| 60040 - Postage | \$ - | \$ - | \$ - | \$ - | \$ - | \$ - | 0.0% | \$ - | \$ - | 0.0% | |
| 088 Bldg Mgmt- ROE Office & Supplies | \$ - | \$ - | \$ - | \$ - | \$ - | \$ - | 0.0% | \$ - | \$ - | 0.0% | |
| 63010 - Utilities- Electric | \$ - | \$ - | \$ - | \$ 231 | \$ - | \$ - | 0.0% | \$ - | \$ - | 0.0% | |
| 088 Bldg Mgmt- ROE Office & Supplies | \$ - | \$ - | \$ - | \$ 231 | \$ - | \$ - | 0.0% | \$ - | \$ - | 0.0% | |
| 64000 - Telephone | \$ - | \$ - | \$ - | \$ - | \$ - | \$ - | 0.0% | \$ - | \$ - | 0.0% | |
| 088 Bldg Mgmt- ROE Office & Supplies | \$ - | \$ - | \$ - | \$ - | \$ - | \$ - | 0.0% | \$ - | \$ - | 0.0% | |
| Grand Total | \$ 130,000 | \$ 130,000 | \$ 130,000 | \$ 130,000 | \$ 160,017 | \$ 130,000 | 123.1% | \$ 152,185 | \$ 130,000 | 117.1% | |

**Kane County Purchasing Card Information
Public Service Committee
October 2024 Statement**

| COUNTY CLERK | | | |
|-------------------------|--------------------------|-------------------------------|---------------------------|
| Transaction Date | Merchant Name | Additional Information | Transaction Amount |
| 10/2/2024 | IACO | 217-6493418 | \$215.00 |
| 10/2/2024 | IACO | 217-6493418 | \$215.00 |
| 10/2/2024 | IACO | 217-6493418 | \$215.00 |
| 10/17/2024 | CHICAGO TRIB SUBSCRIPTIO | 312-546-7900 | \$40.00 |
| 10/18/2024 | AMZN MKTP US | AMZN.COM/BILL | \$20.94 |
| 10/24/2024 | AMAZON RETA* 6913C4IM3 | WWW.AMAZON.CO | \$18.00 |
| 10/30/2024 | AMAZON RETA* DB1HF6V93 | WWW.AMAZON.CO | \$1,399.96 |
| Total: | | | \$2,123.90 |

| VETERAN'S COMMISSION | | | |
|-----------------------------|-------------------------|-------------------------------|---------------------------|
| Transaction Date | Merchant Name | Additional Information | Transaction Amount |
| 10/4/2024 | AMAZON RETA* IK4IC9E33 | WWW.AMAZON.CO | \$40.95 |
| 10/8/2024 | AMZN MKTP US | AMZN.COM/BILL | \$32.29 |
| 10/17/2024 | NATIONAL VETERANS LEGAL | 202-621-5781 | \$57.00 |
| Total: | | | \$130.24 |
| Total all: | | | \$2,254.14 |



Public Service Accounts Payable by GL Distribution

Payment Date Range 10/01/24 - 10/31/24

| Vendor | Invoice No. | Invoice Description | Status | Held Reason | Invoice Date | Due Date | G/L Date | Received Date | Payment Date | Invoice Amount | |
|--|-----------------|--|------------------------|-------------|--------------|------------|------------|---|--------------|------------------------|-------------------|
| Fund 001 - General Fund | | | | | | | | | | | |
| Department 150 - Treasurer/Collector | | | | | | | | | | | |
| Sub-Department 150 - Treasurer/Collector | | | | | | | | | | | |
| Account 52130 - Repairs and Maint- Computers | | | | | | | | | | | |
| 4371 - Toshiba Business Solutions, Inc. | 6373199 | CPC Billing | Paid by Check # 385310 | | 09/04/2024 | 09/04/2024 | 09/27/2024 | | 10/07/2024 | 5.44 | |
| | | | | | | | | Account 52130 - Repairs and Maint- Computers Totals | | Invoice Transactions 1 | <u>5.44</u> |
| Account 53060 - General Printing | | | | | | | | | | | |
| 3578 - Warehouse Direct, Inc. | 5794815-0 | Printing and Supplies | Paid by EFT # 91424 | | 09/20/2024 | 09/20/2024 | 09/27/2024 | | 10/07/2024 | 203.65 | |
| 13674 - Tribune Pub. Co., LLC dba Chicago Tribune Co., LLC | 099294022000 | Kane County Post-Its Preprint | Paid by EFT # 91412 | | 09/30/2024 | 09/30/2024 | 09/27/2024 | | 10/07/2024 | 445.00 | |
| 14052 - Veribanc, Inc. | 100124011 | Verification Services | Paid by EFT # 91790 | | 10/01/2024 | 10/01/2024 | 10/08/2024 | | 10/21/2024 | 350.00 | |
| 12799 - Amazon Capital Services Inc | 1CJK-3TG6-3KLW | Toner Cartridges | Paid by EFT # 91469 | | 09/30/2024 | 09/30/2024 | 10/08/2024 | | 10/21/2024 | 144.87 | |
| | | | | | | | | Account 53060 - General Printing Totals | | Invoice Transactions 4 | <u>\$1,143.52</u> |
| Account 53070 - Legal Printing | | | | | | | | | | | |
| 3795 - 4Imprint, Inc. | 28199250 | Darien Pen | Paid by EFT # 91450 | | 10/02/2024 | 10/02/2024 | 10/08/2024 | | 10/21/2024 | 2,513.51 | |
| | | | | | | | | Account 53070 - Legal Printing Totals | | Invoice Transactions 1 | <u>\$2,513.51</u> |
| Account 53120 - Employee Mileage Expense | | | | | | | | | | | |
| 13434 - Cynthia Christopher | 093024 | Mileage Reimbursement | Paid by EFT # 91518 | | 09/30/2024 | 09/30/2024 | 10/08/2024 | | 10/21/2024 | 38.19 | |
| 4375 - Carlos Mata | 100724 | Mileage Expense | Paid by EFT # 91656 | | 10/07/2024 | 10/07/2024 | 10/08/2024 | | 10/21/2024 | 36.18 | |
| | | | | | | | | Account 53120 - Employee Mileage Expense Totals | | Invoice Transactions 2 | <u>\$74.37</u> |
| Account 55000 - Miscellaneous Contractual Exp | | | | | | | | | | | |
| 3509 - DS Services of America, Inc. dba Primo Water NA | 23847776 092824 | Water Delivery | Paid by EFT # 91552 | | 09/28/2024 | 09/28/2024 | 10/08/2024 | | 10/21/2024 | 42.91 | |
| | | | | | | | | Account 55000 - Miscellaneous Contractual Exp Totals | | Invoice Transactions 1 | <u>\$42.91</u> |
| | | | | | | | | Sub-Department 150 - Treasurer/Collector Totals | | Invoice Transactions 9 | <u>\$3,779.75</u> |
| | | | | | | | | Department 150 - Treasurer/Collector Totals | | Invoice Transactions 9 | <u>\$3,779.75</u> |
| Department 170 - Supervisor of Assessments | | | | | | | | | | | |
| Sub-Department 170 - Supervisor of Assessments | | | | | | | | | | | |
| Account 52140 - Repairs and Maint- Copiers | | | | | | | | | | | |
| 13153 - Toshiba America Business Solutions, Inc | 6374484 | Monthly Print MGMT MTC TOSHIBA 3515AC B&W/ Color Cust#TOBMVMN | Paid by EFT # 91409 | | 09/05/2024 | 09/19/2024 | 09/19/2024 | | 10/07/2024 | 337.31 | |
| 13153 - Toshiba America Business Solutions, Inc | 6385745 | Monthly Print MGMT MTC for TOSHIBA 7508A B&W Copies Cust#TOBMVMN | Paid by EFT # 91769 | | 09/23/2024 | 10/03/2024 | 10/03/2024 | | 10/21/2024 | 41.15 | |



Public Service Accounts Payable by GL Distribution

Payment Date Range 10/01/24 - 10/31/24

| Vendor | Invoice No. | Invoice Description | Status | Held Reason | Invoice Date | Due Date | G/L Date | Received Date | Payment Date | Invoice Amount | |
|--|--------------|--|---------------------|-------------|--------------|------------|------------|---------------|--|------------------------|------------|
| Fund 001 - General Fund | | | | | | | | | | | |
| Department 170 - Supervisor of Assessments | | | | | | | | | | | |
| Sub-Department 170 - Supervisor of Assessments | | | | | | | | | | | |
| Account 52140 - Repairs and Maint- Copiers | | | | | | | | | | | |
| 12493 - Quadient Leasing USA Inc | Q1525865 | 2 Station DS64i Folder/Inserter 60 mo lease Cust#00417781 | Paid by EFT # 91717 | | 09/27/2024 | 10/03/2024 | 10/03/2024 | | 10/21/2024 | 868.65 | |
| | | | | | | | | | Account 52140 - Repairs and Maint- Copiers Totals | Invoice Transactions 3 | \$1,247.11 |
| Account 53070 - Legal Printing | | | | | | | | | | | |
| 1334 - Shaw Suburban Media dba Shaw Media | 0924130570 | Legal Publication Batavia & Blackberry Townships Inv#0924130570 | Paid by EFT # 91746 | | 09/30/2024 | 10/03/2024 | 10/03/2024 | | 10/21/2024 | 2,540.00 | |
| 13674 - Tribune Pub. Co., LLC dba Chicago Tribune Co., LLC | 101192282000 | Legal Publication Elgin Township Inv#101192282000 | Paid by EFT # 91772 | | 09/30/2024 | 10/08/2024 | 10/08/2024 | | 10/21/2024 | 862.85 | |
| | | | | | | | | | Account 53070 - Legal Printing Totals | Invoice Transactions 2 | \$3,402.85 |
| Account 53110 - Employee Training | | | | | | | | | | | |
| 8128 - MICHELLE R ABELL | 092724 | Reimbursement Mileage, Meals & Lodging | Paid by EFT # 91144 | | 09/27/2024 | 09/27/2024 | 09/26/2024 | | 10/07/2024 | 431.94 | |
| 13858 - Noah Beckman | 092324 | IPAI Practical Math for Assessing Officials VIRTUAL TEST 002-255 | Paid by EFT # 91172 | | 09/23/2024 | 09/23/2024 | 09/23/2024 | | 10/07/2024 | 50.00 | |
| 4799 - Lennart Finstrom | 091824 | Reimbursement Mileage, Meals & Lodging | Paid by EFT # 91247 | | 09/18/2024 | 09/18/2024 | 09/18/2024 | | 10/07/2024 | 1,026.40 | |
| 9689 - Angela Martin | 091824 | Reimbursement Mileage, Tolls, Meals & Lodging | Paid by EFT # 91317 | | 09/18/2024 | 09/18/2024 | 09/18/2024 | | 10/07/2024 | 455.46 | |
| 14091 - Akiyo Saito-Schum | 092324 | IPAI Practical Math for Assessing Officials VIRTUAL TEST 002-255 | Paid by EFT # 91381 | | 09/23/2024 | 09/23/2024 | 09/23/2024 | | 10/07/2024 | 50.00 | |
| | | | | | | | | | Account 53110 - Employee Training Totals | Invoice Transactions 5 | \$2,013.80 |
| Account 53120 - Employee Mileage Expense | | | | | | | | | | | |
| 8128 - MICHELLE R ABELL | 092724 | Reimbursement Mileage, Meals & Lodging | Paid by EFT # 91144 | | 09/27/2024 | 09/27/2024 | 09/26/2024 | | 10/07/2024 | 255.14 | |
| 4799 - Lennart Finstrom | 091824 | Reimbursement Mileage, Meals & Lodging | Paid by EFT # 91247 | | 09/18/2024 | 09/18/2024 | 09/18/2024 | | 10/07/2024 | 191.49 | |



Public Service Accounts Payable by GL Distribution

Payment Date Range 10/01/24 - 10/31/24

| Vendor | Invoice No. | Invoice Description | Status | Held Reason | Invoice Date | Due Date | G/L Date | Received Date | Payment Date | Invoice Amount | |
|--|-----------------|---|------------------------|-------------|--------------|------------|------------|--|--------------|-------------------------|-------------------|
| Fund 001 - General Fund | | | | | | | | | | | |
| Department 170 - Supervisor of Assessments | | | | | | | | | | | |
| Sub-Department 170 - Supervisor of Assessments | | | | | | | | | | | |
| Account 53120 - Employee Mileage Expense | | | | | | | | | | | |
| 9689 - Angela Martin | 091824 | Reimbursement Mileage, Tolls, Meals & Lodging | Paid by EFT # 91317 | | 09/18/2024 | 09/18/2024 | 09/18/2024 | | 10/07/2024 | 168.58 | |
| | | | | | | | | Account 53120 - Employee Mileage Expense Totals | | Invoice Transactions 3 | <u>\$615.21</u> |
| Account 53130 - General Association Dues | | | | | | | | | | | |
| 3747 - Realtor Association of Fox Valley | 135387 | RAFV Annual Membership Dues for Armstrong, M | Paid by Check # 385299 | | 09/19/2024 | 09/19/2024 | 09/19/2024 | | 10/07/2024 | 1,116.00 | |
| | | | | | | | | Account 53130 - General Association Dues Totals | | Invoice Transactions 1 | <u>\$1,116.00</u> |
| Account 60000 - Office Supplies | | | | | | | | | | | |
| 3578 - Warehouse Direct, Inc. | 5799642-0 | Office Supplies | Paid by EFT # 91424 | | 09/27/2024 | 09/27/2024 | 09/27/2024 | | 10/07/2024 | 270.75 | |
| 7679 - Shirley A. Wehking | 4973 | Sign Language Interpreter for Taxpayer | Paid by EFT # 91804 | | 10/01/2024 | 10/03/2024 | 10/03/2024 | | 10/21/2024 | 150.00 | |
| 3509 - DS Services of America, Inc. dba Primo Water NA | 23847796 092824 | Bottle Water, Delivery Fee & Monthly Rent Act#100005262384779 6 | Paid by EFT # 91552 | | 09/28/2024 | 10/03/2024 | 10/03/2024 | | 10/21/2024 | 32.93 | |
| | | | | | | | | Account 60000 - Office Supplies Totals | | Invoice Transactions 3 | <u>\$453.68</u> |
| Account 60050 - Books and Subscriptions | | | | | | | | | | | |
| 2516 - Marshall & Swift | 95141 MVS Comm | Marshall Valuation Service Book Commercial | Paid by Check # 385395 | | 05/20/2024 | 05/22/2024 | 05/22/2024 | | 10/21/2024 | 681.20 | |
| | | | | | | | | Account 60050 - Books and Subscriptions Totals | | Invoice Transactions 1 | <u>\$681.20</u> |
| | | | | | | | | Sub-Department 170 - Supervisor of Assessments Totals | | Invoice Transactions 18 | <u>\$9,529.85</u> |
| | | | | | | | | Department 170 - Supervisor of Assessments Totals | | Invoice Transactions 18 | <u>\$9,529.85</u> |
| Department 190 - County Clerk | | | | | | | | | | | |
| Sub-Department 190 - County Clerk | | | | | | | | | | | |
| Account 53100 - Conferences and Meetings | | | | | | | | | | | |
| 7354 - John Emerson | 092624 | IACCR Fall Conference | Paid by Check # 385270 | | 09/26/2024 | 09/26/2024 | 09/26/2024 | | 10/07/2024 | 53.00 | |
| 2548 - Illinois Association of County Officials (IACO) | 3834 | Fall Conf, 2024 Registration- Weilandt | Paid by Check # 385380 | | 10/09/2024 | 10/10/2024 | 10/08/2024 | | 10/21/2024 | 215.00 | |
| | | | | | | | | Account 53100 - Conferences and Meetings Totals | | Invoice Transactions 2 | <u>\$268.00</u> |
| Account 53120 - Employee Mileage Expense | | | | | | | | | | | |
| 7354 - John Emerson | 092624 | IACCR Fall Conference | Paid by Check # 385270 | | 09/26/2024 | 09/26/2024 | 09/26/2024 | | 10/07/2024 | 265.32 | |
| 4301 - Holly Shive | 092524 | Mileage to Bank-September, 2024 | Paid by Check # 385302 | | 09/25/2024 | 09/25/2024 | 09/25/2024 | | 10/07/2024 | 32.83 | |



Public Service Accounts Payable by GL Distribution

Payment Date Range 10/01/24 - 10/31/24

| Vendor | Invoice No. | Invoice Description | Status | Held Reason | Invoice Date | Due Date | G/L Date | Received Date | Payment Date | Invoice Amount |
|--|--------------------|-------------------------------------|------------------------|-------------|--------------|------------|--|-------------------------|--------------|-------------------|
| Fund 001 - General Fund | | | | | | | | | | |
| Department 190 - County Clerk | | | | | | | | | | |
| Sub-Department 190 - County Clerk | | | | | | | | | | |
| Account 53120 - Employee Mileage Expense | | | | | | | | | | |
| 4455 - Zahida K. Fakroddin | 093024 | Mileage to Bank-September, 2024 | Paid by Check # 385371 | | 09/30/2024 | 10/09/2024 | 10/09/2024 | | 10/21/2024 | 56.28 |
| 9965 - Brian Pollock | 100124 | IACCR Fall Conference | Paid by Check # 385406 | | 10/01/2024 | 10/09/2024 | 10/09/2024 | | 10/21/2024 | 234.50 |
| 4302 - John A. Cunningham | 100924 | IACCR Fall Conference | Paid by Check # 385366 | | 10/09/2024 | 10/09/2024 | 10/09/2024 | | 10/21/2024 | 231.82 |
| | | | | | | | Account 53120 - Employee Mileage Expense Totals | Invoice Transactions 5 | | <u>\$820.75</u> |
| Account 53130 - General Association Dues | | | | | | | | | | |
| 3103 - IL Association of County Clerks & Recorders IACCR | 092324 | IACCR Annual Dues 2024-2025 | Paid by Check # 385277 | | 09/23/2024 | 09/25/2024 | 09/25/2024 | | 10/07/2024 | 1,065.00 |
| | | | | | | | Account 53130 - General Association Dues Totals | Invoice Transactions 1 | | <u>\$1,065.00</u> |
| Account 60010 - Operating Supplies | | | | | | | | | | |
| 3578 - Warehouse Direct, Inc. | 5797085-0 | Toner | Paid by EFT # 91424 | | 09/24/2024 | 09/25/2024 | 09/25/2024 | | 10/07/2024 | 316.14 |
| 3578 - Warehouse Direct, Inc. | 5791818-0 | Calendars | Paid by EFT # 91424 | | 09/16/2024 | 09/25/2024 | 09/25/2024 | | 10/07/2024 | 47.58 |
| 3578 - Warehouse Direct, Inc. | 5791344-0 | Operating supplies | Paid by EFT # 91424 | | 09/16/2024 | 09/25/2024 | 09/25/2024 | | 10/07/2024 | 192.75 |
| 3578 - Warehouse Direct, Inc. | 5800988-0 | Gloves | Paid by EFT # 91796 | | 10/01/2024 | 10/08/2024 | 10/08/2024 | | 10/21/2024 | 12.09 |
| 3578 - Warehouse Direct, Inc. | 5800953-0 | Paper | Paid by EFT # 91796 | | 10/01/2024 | 10/08/2024 | 10/08/2024 | | 10/21/2024 | 479.49 |
| 3578 - Warehouse Direct, Inc. | 5804642-0 | Wastebaskets | Paid by EFT # 91796 | | 10/07/2024 | 10/08/2024 | 10/08/2024 | | 10/21/2024 | 65.70 |
| 9268 - American Stamp & Marking Products, Inc. | 1735492 | Seals | Paid by EFT # 91471 | | 09/30/2024 | 10/08/2024 | 10/08/2024 | | 10/21/2024 | 292.05 |
| 3509 - DS Services of America, Inc. dba Primo Water NA | 23839004 092824 | Water | Paid by EFT # 91552 | | 09/28/2024 | 10/08/2024 | 10/08/2024 | | 10/21/2024 | 137.98 |
| 11058 - JP Morgan Chase Bank N.A. | 9899-ZF-09/24 | Supplies, subscriptions, conference | Paid by EFT # 91626 | | 09/30/2024 | 10/09/2024 | 10/09/2024 | | 10/21/2024 | .00 |
| | | | | | | | Account 60010 - Operating Supplies Totals | Invoice Transactions 9 | | <u>\$1,543.78</u> |
| | | | | | | | Sub-Department 190 - County Clerk Totals | Invoice Transactions 17 | | <u>\$3,697.53</u> |
| Sub-Department 191 - Elections | | | | | | | | | | |
| Account 50110 - Election Services | | | | | | | | | | |
| 11849 - Diana A. Alwin | 203 | Spanish Translation | Paid by EFT # 91155 | | 09/25/2024 | 09/25/2024 | 09/25/2024 | | 10/07/2024 | 35.00 |
| 2812 - Tompkins Printing Equipment Co | 186102 | Service on Folding Machine | Paid by EFT # 91768 | | 09/27/2024 | 10/09/2024 | 10/09/2024 | | 10/21/2024 | 1,608.00 |
| | | | | | | | Account 50110 - Election Services Totals | Invoice Transactions 2 | | <u>\$1,643.00</u> |



Public Service Accounts Payable by GL Distribution

Payment Date Range 10/01/24 - 10/31/24

| Vendor | Invoice No. | Invoice Description | Status | Held Reason | Invoice Date | Due Date | G/L Date | Received Date | Payment Date | Invoice Amount |
|--|---------------|---|---------------------------|-------------|--------------|------------|---|---------------|------------------------|--------------------|
| Fund 001 - General Fund | | | | | | | | | | |
| Department 190 - County Clerk | | | | | | | | | | |
| Sub-Department 191 - Elections | | | | | | | | | | |
| Account 50340 - Software Licensing Cost | | | | | | | | | | |
| 8674 - DFM Associates | 49876 | EIMS Monthly Lease- October, 2024 | Paid by EFT # 91224 | | 10/01/2024 | 10/02/2024 | 09/25/2024 | | 10/07/2024 | 11,534.00 |
| | | | | | | | Account 50340 - Software Licensing Cost Totals | | Invoice Transactions 1 | <u>\$11,534.00</u> |
| Account 52140 - Repairs and Maint- Copiers | | | | | | | | | | |
| 13153 - Toshiba America Business Solutions, Inc | 6387763 | Copier Maint. 9/1- 9/30/2024-Elections | Paid by EFT # 91769 | | 10/01/2024 | 10/10/2024 | 10/10/2024 | | 10/21/2024 | 11.36 |
| | | | | | | | Account 52140 - Repairs and Maint- Copiers Totals | | Invoice Transactions 1 | <u>\$11.36</u> |
| Account 52190 - Equipment Rental | | | | | | | | | | |
| 12725 - Blue Peak Tents, Inc. | 115350 | Tent Rental | Paid by EFT # 91179 | | 09/23/2024 | 09/26/2024 | 09/26/2024 | | 10/07/2024 | 6,540.00 |
| 12725 - Blue Peak Tents, Inc. | 115349 | Tent Rental | Paid by EFT # 91179 | | 09/23/2024 | 09/26/2024 | 09/26/2024 | | 10/07/2024 | 4,860.00 |
| | | | | | | | Account 52190 - Equipment Rental Totals | | Invoice Transactions 2 | <u>\$11,400.00</u> |
| Account 52230 - Repairs and Maint- Vehicles | | | | | | | | | | |
| 14310 - Vacationland, Inc. | 23443 | Votemobile repairs. | Paid by EFT # 91786 | | 10/02/2024 | 10/09/2024 | 10/09/2024 | | 10/21/2024 | 889.22 |
| | | | | | | | Account 52230 - Repairs and Maint- Vehicles Totals | | Invoice Transactions 1 | <u>\$889.22</u> |
| Account 53040 - General Advertising | | | | | | | | | | |
| 3245 - Paddock Publications (Daily Herald) | 305968 | Public Hearing Notice | Paid by Check # 385295 | | 09/17/2024 | 09/26/2024 | 09/26/2024 | | 10/07/2024 | 71.30 |
| | | | | | | | Account 53040 - General Advertising Totals | | Invoice Transactions 1 | <u>\$71.30</u> |
| Account 53100 - Conferences and Meetings | | | | | | | | | | |
| 9878 - Celeste Weilandt | 092024 | IACCR Fall Conference, 2024 | Paid by Check # 385314 | | 09/20/2024 | 09/25/2024 | 09/25/2024 | | 10/07/2024 | 48.00 |
| 11058 - JP Morgan Chase Bank N.A. | 9899-ZF-09/24 | Supplies, subscriptions, conference | Paid by EFT # 91626 | | 09/30/2024 | 10/09/2024 | 10/09/2024 | | 10/21/2024 | 731.88 |
| 11058 - JP Morgan Chase Bank N.A. | 4532-JC-09/24 | conference | Paid by EFT # 91626 | | 09/30/2024 | 10/09/2024 | 10/09/2024 | | 10/21/2024 | 458.96 |
| | | | | | | | Account 53100 - Conferences and Meetings Totals | | Invoice Transactions 3 | <u>\$1,238.84</u> |
| Account 53120 - Employee Mileage Expense | | | | | | | | | | |
| 14021 - Kenneth J. Barnes | 092024 | Election Mileage | Paid by EFT # 91166 | | 09/20/2024 | 09/25/2024 | 09/25/2024 | | 10/07/2024 | 6.10 |
| 8929 - Matthew J. Homer | 092724 | Election Mileage | Paid by Check # 385276 | | 09/27/2024 | 09/28/2024 | 09/26/2024 | | 10/07/2024 | 211.05 |
| 14225 - Anita L. Walls | 091924 | Election Mileage | Paid by EFT # 91423 | | 09/19/2024 | 09/25/2024 | 09/25/2024 | | 10/07/2024 | 16.42 |
| 9878 - Celeste Weilandt | 092024 | IACCR Fall Conference, 2024 | Paid by Check # 385314 | | 09/20/2024 | 09/25/2024 | 09/25/2024 | | 10/07/2024 | 242.54 |
| 12529 - Paula Weisserth | 091724 | Election Mileage | Paid by Check # 385315 | | 09/17/2024 | 09/25/2024 | 09/25/2024 | | 10/07/2024 | 13.40 |



Public Service Accounts Payable by GL Distribution

Payment Date Range 10/01/24 - 10/31/24

| Vendor | Invoice No. | Invoice Description | Status | Held Reason | Invoice Date | Due Date | G/L Date | Received Date | Payment Date | Invoice Amount | |
|--|---------------|-------------------------------------|------------------------|-------------|--------------|------------|------------|---------------|---|------------------------|--------------------|
| Fund 001 - General Fund | | | | | | | | | | | |
| Department 190 - County Clerk | | | | | | | | | | | |
| Sub-Department 191 - Elections | | | | | | | | | | | |
| Account 53120 - Employee Mileage Expense | | | | | | | | | | | |
| 12529 - Paula Weisserth | 091724a | Election Mileage | Paid by Check # 385315 | | 09/17/2024 | 09/26/2024 | 09/26/2024 | | 10/07/2024 | 17.02 | |
| 12529 - Paula Weisserth | 100124 | Election Mileage | Paid by Check # 385425 | | 10/01/2024 | 10/09/2024 | 10/09/2024 | | 10/21/2024 | 18.76 | |
| | | | | | | | | | Account 53120 - Employee Mileage Expense Totals | Invoice Transactions 7 | <u>\$525.29</u> |
| Account 60000 - Office Supplies | | | | | | | | | | | |
| 1390 - Menards, Inc. | 35796 | Office supplies | Paid by EFT # 91322 | | 09/16/2024 | 09/25/2024 | 09/25/2024 | | 10/07/2024 | 48.82 | |
| 3578 - Warehouse Direct, Inc. | 5797912-0 | Office supplies | Paid by EFT # 91424 | | 09/25/2024 | 09/25/2024 | 09/25/2024 | | 10/07/2024 | 110.06 | |
| 3578 - Warehouse Direct, Inc. | 5797941-0 | Office supplies | Paid by EFT # 91424 | | 09/25/2024 | 09/25/2024 | 09/25/2024 | | 10/07/2024 | 57.42 | |
| 3578 - Warehouse Direct, Inc. | 5802720-0 | Paper | Paid by EFT # 91796 | | 10/03/2024 | 10/09/2024 | 10/09/2024 | | 10/21/2024 | 291.76 | |
| 3578 - Warehouse Direct, Inc. | 5801086-0 | Office supplies | Paid by EFT # 91796 | | 10/01/2024 | 10/09/2024 | 10/09/2024 | | 10/21/2024 | 97.20 | |
| 3578 - Warehouse Direct, Inc. | 5797912-1 | Operating supplies | Paid by EFT # 91796 | | 10/01/2024 | 10/09/2024 | 10/09/2024 | | 10/21/2024 | 13.92 | |
| 3578 - Warehouse Direct, Inc. | 5801749-0 | Operating supplies | Paid by EFT # 91796 | | 10/02/2024 | 10/09/2024 | 10/09/2024 | | 10/21/2024 | 57.94 | |
| 1390 - Menards, Inc. | 36675 | Hand Vacuum | Paid by EFT # 91661 | | 10/01/2024 | 10/09/2024 | 10/09/2024 | | 10/21/2024 | 42.99 | |
| | | | | | | | | | Account 60000 - Office Supplies Totals | Invoice Transactions 8 | <u>\$720.11</u> |
| Account 60020 - Computer Related Supplies | | | | | | | | | | | |
| 14562 - Bob Brooks Computer Sales, Inc. | 61209 | Toner | Paid by EFT # 91498 | | 09/10/2024 | 10/10/2024 | 10/10/2024 | | 10/21/2024 | 653.00 | |
| | | | | | | | | | Account 60020 - Computer Related Supplies Totals | Invoice Transactions 1 | <u>\$653.00</u> |
| Account 60040 - Postage | | | | | | | | | | | |
| 13149 - Team Concept Printing & Thermography Inc | 20332 | Vote by Mail Postage | Paid by EFT # 91763 | | 09/30/2024 | 10/08/2024 | 10/08/2024 | | 10/21/2024 | 27,755.17 | |
| 13149 - Team Concept Printing & Thermography Inc | KAN007 | Credit | Paid by EFT # 91763 | | 03/12/2024 | 10/08/2024 | 10/08/2024 | | 10/21/2024 | (977.95) | |
| | | | | | | | | | Account 60040 - Postage Totals | Invoice Transactions 2 | <u>\$26,777.22</u> |
| Account 60050 - Books and Subscriptions | | | | | | | | | | | |
| 11058 - JP Morgan Chase Bank N.A. | 9899-ZF-09/24 | Supplies, subscriptions, conference | Paid by EFT # 91626 | | 09/30/2024 | 10/09/2024 | 10/09/2024 | | 10/21/2024 | 139.99 | |
| | | | | | | | | | Account 60050 - Books and Subscriptions Totals | Invoice Transactions 1 | <u>\$139.99</u> |
| Account 60320 - Voting Systems and Accessories | | | | | | | | | | | |
| 12401 - DMT Solutions Global Corporation dba BlueCrest | 001227129 | Election Supplies | Paid by EFT # 91548 | | 10/02/2024 | 10/09/2024 | 10/09/2024 | | 10/21/2024 | 720.00 | |



Public Service Accounts Payable by GL Distribution

Payment Date Range 10/01/24 - 10/31/24

| Vendor | Invoice No. | Invoice Description | Status | Held Reason | Invoice Date | Due Date | G/L Date | Received Date | Payment Date | Invoice Amount |
|--|-----------------|-------------------------------------|------------------------|-------------|--------------|------------|--|---------------|-------------------------|--------------------|
| Fund 001 - General Fund | | | | | | | | | | |
| Department 190 - County Clerk | | | | | | | | | | |
| Sub-Department 191 - Elections | | | | | | | | | | |
| Account 60320 - Voting Systems and Accessories | | | | | | | | | | |
| 12401 - DMT Solutions Global Corporation dba BlueCrest | 001211711 | Election Supplies | Paid by EFT # 91548 | | 09/04/2024 | 10/09/2024 | 10/09/2024 | | 10/21/2024 | 201.80 |
| | | | | | | | Account 60320 - Voting Systems and Accessories Totals | | Invoice Transactions 2 | <u>\$921.80</u> |
| | | | | | | | Sub-Department 191 - Elections Totals | | Invoice Transactions 32 | <u>\$56,525.13</u> |
| | | | | | | | Department 190 - County Clerk Totals | | Invoice Transactions 49 | <u>\$60,222.66</u> |
| Department 210 - Recorder | | | | | | | | | | |
| Sub-Department 210 - Recorder | | | | | | | | | | |
| Account 53120 - Employee Mileage Expense | | | | | | | | | | |
| 10436 - David C. King | 093024 | mileage to bank 09/01/24-09/30/24 | Paid by Check # 385388 | | 09/30/2024 | 10/03/2024 | 10/03/2024 | | 10/21/2024 | 35.18 |
| 10438 - Judy A. Schonback | 093024 | mileage to bank 9/12,9/20,9/26,9/27 | Paid by Check # 385411 | | 09/30/2024 | 10/03/2024 | 10/03/2024 | | 10/21/2024 | 5.03 |
| 10438 - Judy A. Schonback | 100124 | mileage to bank 07/18,8/12,8/13 | Paid by Check # 385411 | | 10/01/2024 | 10/03/2024 | 10/03/2024 | | 10/21/2024 | 3.02 |
| | | | | | | | Account 53120 - Employee Mileage Expense Totals | | Invoice Transactions 3 | <u>\$43.23</u> |
| Account 60000 - Office Supplies | | | | | | | | | | |
| 3509 - DS Services of America, Inc. dba Primo Water NA | 23847896 092824 | water September 2024 | Paid by EFT # 91552 | | 09/28/2024 | 10/01/2024 | 10/01/2024 | | 10/21/2024 | 48.89 |
| 3578 - Warehouse Direct, Inc. | 5797994-0 | mailing tube, 2x24 wht w/caps50 | Paid by EFT # 91796 | | 10/02/2024 | 10/07/2024 | 10/07/2024 | | 10/21/2024 | 81.89 |
| 3578 - Warehouse Direct, Inc. | 5804688-0 | office supplies | Paid by EFT # 91796 | | 10/07/2024 | 10/08/2024 | 10/08/2024 | | 10/21/2024 | 173.89 |
| | | | | | | | Account 60000 - Office Supplies Totals | | Invoice Transactions 3 | <u>\$304.67</u> |
| | | | | | | | Sub-Department 210 - Recorder Totals | | Invoice Transactions 6 | <u>\$347.90</u> |
| | | | | | | | Department 210 - Recorder Totals | | Invoice Transactions 6 | <u>\$347.90</u> |
| | | | | | | | Fund 001 - General Fund Totals | | Invoice Transactions 82 | <u>\$73,880.16</u> |
| Fund 150 - Tax Sale Automation | | | | | | | | | | |
| Department 150 - Treasurer/Collector | | | | | | | | | | |
| Sub-Department 160 - Tax Sale Automation | | | | | | | | | | |
| Account 60040 - Postage | | | | | | | | | | |
| 14160 - Surge Avalon Holdings, Inc dba Avalon Document | DOCT240003 | US Postage - Certified | Paid by EFT # 91444 | | 10/04/2024 | 10/04/2024 | 10/04/2024 | 10/04/2024 | 10/08/2024 | 31,928.76 |
| | | | | | | | Account 60040 - Postage Totals | | Invoice Transactions 1 | <u>\$31,928.76</u> |
| | | | | | | | Sub-Department 160 - Tax Sale Automation Totals | | Invoice Transactions 1 | <u>\$31,928.76</u> |
| | | | | | | | Department 150 - Treasurer/Collector Totals | | Invoice Transactions 1 | <u>\$31,928.76</u> |
| | | | | | | | Fund 150 - Tax Sale Automation Totals | | Invoice Transactions 1 | <u>\$31,928.76</u> |



Public Service Accounts Payable by GL Distribution

Payment Date Range 10/01/24 - 10/31/24

| Vendor | Invoice No. | Invoice Description | Status | Held Reason | Invoice Date | Due Date | G/L Date | Received Date | Payment Date | Invoice Amount |
|--|---------------|---|------------------------|-------------|--------------|------------|---|---------------|------------------------|-------------------|
| Fund 170 - Recorder's Automation | | | | | | | | | | |
| Department 210 - Recorder | | | | | | | | | | |
| Sub-Department 220 - Recorder's Automation | | | | | | | | | | |
| Account 50150 - Contractual/Consulting Services | | | | | | | | | | |
| 12080 - Land-Code, LLC | 2022-110 | Migrate Internal Record-IT to Azure Cloud-60% Complete | Paid by EFT # 91642 | | 10/01/2024 | 10/04/2024 | 10/04/2024 | | 10/21/2024 | 9,000.00 |
| | | | | | | | Account 50150 - Contractual/Consulting Services Totals | | Invoice Transactions 1 | <u>\$9,000.00</u> |
| Account 52140 - Repairs and Maint- Copiers | | | | | | | | | | |
| 1119 - Gordon Flesch Company Inc | IN14862551 | mtc 08/27/2024-09/24/2024 | Paid by EFT # 91595 | | 09/27/2024 | 10/08/2024 | 10/08/2024 | | 10/21/2024 | 18.45 |
| | | | | | | | Account 52140 - Repairs and Maint- Copiers Totals | | Invoice Transactions 1 | <u>\$18.45</u> |
| Account 60010 - Operating Supplies | | | | | | | | | | |
| 1106 - HOV Services, Inc. dba Exela Technologies Company | 0000416903 | Microfilm Storage Aug 24 | Paid by EFT # 91279 | | 08/31/2024 | 09/23/2024 | 09/23/2024 | | 10/07/2024 | 377.11 |
| | | | | | | | Account 60010 - Operating Supplies Totals | | Invoice Transactions 1 | <u>\$377.11</u> |
| Account 60020 - Computer Related Supplies | | | | | | | | | | |
| 12080 - Land-Code, LLC | 2022-106 | Dell Workstation | Paid by EFT # 91311 | | 09/09/2024 | 09/23/2024 | 09/23/2024 | | 10/07/2024 | 483.53 |
| | | | | | | | Account 60020 - Computer Related Supplies Totals | | Invoice Transactions 1 | <u>\$483.53</u> |
| | | | | | | | Sub-Department 220 - Recorder's Automation Totals | | Invoice Transactions 4 | <u>\$9,879.09</u> |
| | | | | | | | Department 210 - Recorder Totals | | Invoice Transactions 4 | <u>\$9,879.09</u> |
| | | | | | | | Fund 170 - Recorder's Automation Totals | | Invoice Transactions 4 | <u>\$9,879.09</u> |
| Fund 380 - Veterans' Commission | | | | | | | | | | |
| Department 660 - Veterans' Commission | | | | | | | | | | |
| Sub-Department 660 - Veterans' Commission | | | | | | | | | | |
| Account 53100 - Conferences and Meetings | | | | | | | | | | |
| 11706 - Jesus Arteaga | 092324 | Travel Expenses for IACVAC Conference - East Peoria, IL | Paid by Check # 385241 | | 09/23/2024 | 10/26/2024 | 09/26/2024 | 10/26/2024 | 10/07/2024 | 32.00 |
| 9019 - Jacob Zimmerman | 092624 | Travel Expenses for IACVAC and VHP Conferences | Paid by EFT # 91442 | | 09/26/2024 | 10/26/2024 | 09/26/2024 | 09/26/2024 | 10/07/2024 | 32.00 |
| 10531 - Nathaniel R. Johnson | 092324 | Per Diem for IACVAC Conference | Paid by EFT # 91623 | | 09/23/2024 | 10/23/2024 | 10/07/2024 | 09/23/2024 | 10/21/2024 | 32.00 |
| 11058 - JP Morgan Chase Bank N.A. | 3895-JZ-09/24 | September Purchasing Card | Paid by EFT # 91626 | | 09/30/2024 | 10/07/2024 | 10/07/2024 | | 10/21/2024 | 399.84 |
| | | | | | | | Account 53100 - Conferences and Meetings Totals | | Invoice Transactions 4 | <u>\$495.84</u> |



Public Service Accounts Payable by GL Distribution

Payment Date Range 10/01/24 - 10/31/24

| Vendor | Invoice No. | Invoice Description | Status | Held Reason | Invoice Date | Due Date | G/L Date | Received Date | Payment Date | Invoice Amount |
|--|-------------|--|---------------------|-------------|--------------|------------|---|-------------------------|--------------|---------------------|
| Fund 380 - Veterans' Commission | | | | | | | | | | |
| Department 660 - Veterans' Commission | | | | | | | | | | |
| Sub-Department 660 - Veterans' Commission | | | | | | | | | | |
| Account 53120 - Employee Mileage Expense | | | | | | | | | | |
| 9019 - Jacob Zimmerman | 092624 | Travel Expenses for IACVAC and VHP Conferences | Paid by EFT # 91442 | | 09/26/2024 | 10/26/2024 | 09/26/2024 | 09/26/2024 | 10/07/2024 | 234.48 |
| | | | | | | | Account 53120 - Employee Mileage Expense Totals | Invoice Transactions 1 | | <u>\$234.48</u> |
| | | | | | | | Sub-Department 660 - Veterans' Commission Totals | Invoice Transactions 5 | | <u>\$730.32</u> |
| | | | | | | | Department 660 - Veterans' Commission Totals | Invoice Transactions 5 | | <u>\$730.32</u> |
| | | | | | | | Fund 380 - Veterans' Commission Totals | Invoice Transactions 5 | | <u>\$730.32</u> |
| | | | | | | | Grand Totals | Invoice Transactions 92 | | <u>\$116,418.33</u> |

Committee Revenue Budget Report - by Account Detail

Through October 31, 2024 (91.67% YTD)

*2019, 2020, 2021, 2022, 2023 Actual Full Fiscal Year

| Department / Fund / Account Classification | 2019 Actual Amount* | 2020 Actual Amount* | 2021 Actual Amount* | 2022 Actual Amount* | 2023 Actual Amount* | 2023 Adopted Budget | 2023 YTD% Actual/Budget | 2024 Actual Amount | 2024 Adopted Budget | 2024 YTD% Actual/Budget | 2019 - 2024 Trend |
|---|---------------------|---------------------|---------------------|---------------------|---------------------|---------------------|-------------------------|--------------------|---------------------|-------------------------|-------------------|
| 150 Treasurer/Collector | \$ 1,878,237 | \$ 1,301,749 | \$ 2,892,980 | \$ 1,898,894 | \$ 2,213,794 | \$ 1,694,574 | 108.0% | \$ 52,435 | \$ 1,895,664 | 2.8% | |
| 001 General Fund | \$ 1,695,129 | \$ 1,264,117 | \$ 2,637,368 | \$ 1,740,387 | \$ 1,973,644 | \$ 1,521,000 | 116.2% | \$ 21,000 | \$ 1,545,000 | 1.4% | |
| Revenue | \$ 1,695,129 | \$ 1,264,117 | \$ 2,637,368 | \$ 1,740,387 | \$ 1,973,644 | \$ 1,521,000 | 116.2% | \$ 21,000 | \$ 1,545,000 | 1.4% | |
| Other | \$ - | \$ - | \$ - | \$ - | \$ - | \$ - | 0.0% | \$ - | \$ 4,000 | 0.0% | |
| 38900 - Miscellaneous Other | \$ - | \$ - | \$ - | \$ - | \$ - | \$ - | 0.0% | \$ - | \$ 4,000 | 0.0% | |
| Charges for Services | \$ - | \$ - | \$ - | \$ - | \$ - | \$ - | 0.0% | \$ - | \$ 20,000 | 0.0% | |
| 34850 - Treasurer/Collector Fees | \$ - | \$ - | \$ - | \$ - | \$ - | \$ - | 0.0% | \$ - | \$ 20,000 | 0.0% | |
| Transfers In | \$ 76,995 | \$ 86,697 | \$ 60,917 | \$ 96,515 | \$ 177,226 | \$ 21,000 | 89.4% | \$ 21,000 | \$ 21,000 | 100.0% | |
| 39000 - Transfer From Other Funds | \$ 76,995 | \$ 86,697 | \$ 60,917 | \$ - | \$ - | \$ - | 0.0% | \$ - | \$ - | 0.0% | |
| 39268 - Transfer from Sale and Error Fund 268 | \$ - | \$ - | \$ - | \$ 96,515 | \$ 177,226 | \$ 21,000 | 89.4% | \$ 21,000 | \$ 21,000 | 100.0% | |
| Fines | \$ 1,618,134 | \$ 1,177,420 | \$ 2,576,451 | \$ 1,643,872 | \$ 1,796,418 | \$ 1,500,000 | 119.8% | \$ - | \$ 1,500,000 | 0.0% | |
| 30010 - Back Taxes- Interest and Penalty | \$ 1,618,134 | \$ 1,177,420 | \$ 2,576,451 | \$ 1,643,872 | \$ 1,796,418 | \$ 1,500,000 | 119.8% | \$ - | \$ 1,500,000 | 0.0% | |
| 020 The Stipend Fund | \$ - | \$ - | \$ - | \$ - | \$ - | \$ - | 0.0% | \$ 6,500 | \$ - | 0.0% | |
| Revenue | \$ - | \$ - | \$ - | \$ - | \$ - | \$ - | 0.0% | \$ 6,500 | \$ - | 0.0% | |
| Reimbursements | \$ - | \$ - | \$ - | \$ - | \$ - | \$ - | 0.0% | \$ 6,500 | \$ - | 0.0% | |
| 37115 - State Stipend Certain EO and DH | \$ - | \$ - | \$ - | \$ - | \$ - | \$ - | 0.0% | \$ 6,500 | \$ - | 0.0% | |
| 150 Tax Sale Automation | \$ 92,069 | \$ 28,992 | \$ 128,315 | \$ 68,919 | \$ 127,950 | \$ 152,574 | 83.9% | \$ 15,272 | \$ 319,664 | 4.8% | |
| Revenue | \$ 92,069 | \$ 28,992 | \$ 128,315 | \$ 68,919 | \$ 127,950 | \$ 152,574 | 83.9% | \$ 15,272 | \$ 319,664 | 4.8% | |
| Interest Revenue | \$ 15,450 | \$ 8,771 | \$ (307) | \$ (10,506) | \$ 34,701 | \$ 6,000 | 578.4% | \$ 15,272 | \$ 25,561 | 59.7% | |
| 38000 - Investment Income | \$ 15,450 | \$ 8,771 | \$ (307) | \$ (10,506) | \$ 34,701 | \$ 6,000 | 578.4% | \$ 15,272 | \$ 25,561 | 59.7% | |
| Other | \$ 4,371 | \$ 3,891 | \$ 4,833 | \$ 4,262 | \$ 6,149 | \$ 79,574 | 7.7% | \$ - | \$ 185,103 | 0.0% | |
| 38900 - Miscellaneous Other | \$ 4,371 | \$ 3,891 | \$ 4,833 | \$ 4,262 | \$ 6,149 | \$ 4,000 | 153.7% | \$ - | \$ 4,000 | 0.0% | |
| 39900 - Fund Balance Utilization | \$ - | \$ - | \$ - | \$ - | \$ - | \$ 75,574 | 0.0% | \$ - | \$ 181,103 | 0.0% | |
| Charges for Services | \$ 72,248 | \$ 16,330 | \$ 97,889 | \$ 75,164 | \$ 87,100 | \$ 67,000 | 130.0% | \$ - | \$ 109,000 | 0.0% | |
| 34040 - Electronic Information Svcs Fees | \$ 25,220 | \$ 7,070 | \$ 39,065 | \$ 23,435 | \$ 25,130 | \$ 20,000 | 125.7% | \$ - | \$ 20,000 | 0.0% | |
| 34850 - Treasurer/Collector Fees | \$ 42,240 | \$ 2,280 | \$ 58,824 | \$ 46,450 | \$ 54,850 | \$ 42,000 | 130.6% | \$ - | \$ 42,000 | 0.0% | |
| 35420 - KEEP/C-PACE Admin Fees | \$ - | \$ 400 | \$ - | \$ - | \$ 2,400 | \$ - | 0.0% | \$ - | \$ 42,000 | 0.0% | |
| 35900 - Miscellaneous Fees | \$ 4,788 | \$ 6,580 | \$ - | \$ 5,279 | \$ 4,720 | \$ 5,000 | 94.4% | \$ - | \$ 5,000 | 0.0% | |
| Transfers In | \$ - | \$ - | \$ 25,900 | \$ - | \$ - | \$ - | 0.0% | \$ - | \$ - | 0.0% | |
| 39000 - Transfer From Other Funds | \$ - | \$ - | \$ 25,900 | \$ - | \$ - | \$ - | 0.0% | \$ - | \$ - | 0.0% | |
| 268 Sale & Error | \$ 91,040 | \$ 8,640 | \$ 127,297 | \$ 89,588 | \$ 112,200 | \$ 21,000 | 56.6% | \$ 9,663 | \$ 31,000 | 31.2% | |
| Revenue | \$ 91,040 | \$ 8,640 | \$ 127,297 | \$ 89,588 | \$ 112,200 | \$ 21,000 | 56.6% | \$ 9,663 | \$ 31,000 | 31.2% | |
| Interest Revenue | \$ 15,494 | \$ 8,640 | \$ (264) | \$ (7,452) | \$ 28,653 | \$ - | 0.0% | \$ 9,663 | \$ 6,000 | 161.1% | |
| 38000 - Investment Income | \$ 15,494 | \$ 8,640 | \$ (264) | \$ (7,452) | \$ 28,653 | \$ - | 0.0% | \$ 9,663 | \$ 6,000 | 161.1% | |
| Other | \$ - | \$ - | \$ - | \$ - | \$ - | \$ - | 0.0% | \$ - | \$ 4,000 | 0.0% | |
| 38900 - Miscellaneous Other | \$ - | \$ - | \$ - | \$ - | \$ - | \$ - | 0.0% | \$ - | \$ 4,000 | 0.0% | |
| 39900 - Fund Balance Utilization | \$ - | \$ - | \$ - | \$ - | \$ - | \$ - | 0.0% | \$ - | \$ - | 0.0% | |
| Charges for Services | \$ 75,546 | \$ - | \$ 94,161 | \$ 97,040 | \$ 83,547 | \$ 21,000 | 397.8% | \$ - | \$ 21,000 | 0.0% | |
| 34115 - Sale in Error Fee | \$ 75,546 | \$ - | \$ 94,161 | \$ 97,040 | \$ 83,547 | \$ 21,000 | 397.8% | \$ - | \$ 21,000 | 0.0% | |
| Transfers In | \$ - | \$ - | \$ 33,400 | \$ - | \$ - | \$ - | 0.0% | \$ - | \$ - | 0.0% | |
| 39000 - Transfer From Other Funds | \$ - | \$ - | \$ 33,400 | \$ - | \$ - | \$ - | 0.0% | \$ - | \$ - | 0.0% | |
| Grand Total | \$ 1,878,237 | \$ 1,301,749 | \$ 2,892,980 | \$ 1,898,894 | \$ 2,213,794 | \$ 1,694,574 | 108.0% | \$ 52,435 | \$ 1,895,664 | 2.8% | |

Committee Expense Budget Report - by Account Detail
Through October 31, 2024 (91.67% YTD, 88.46% Payroll Expense through Pay Period Ending 10/12/2024)
***2019, 2020, 2021, 2022, 2023 Actual Full Fiscal Year**

| Department / Fund / Account Classification | 2019 Actual Amount* | 2020 Actual Amount* | 2021 Actual Amount* | 2022 Actual Amount* | 2023 Actual Amount* | 2023 Adopted Budget | 2023 YTD% Actual/Budget | 2024 Actual Amount | 2024 Adopted Budget | 2024 YTD% Actual/Budget | 2019 - 2024 Trend |
|---|---------------------|---------------------|---------------------|---------------------|---------------------|---------------------|-------------------------|--------------------|---------------------|-------------------------|-------------------|
| 150 Treasurer/Collector | \$ 842,570 | \$ 778,795 | \$ 895,929 | \$ 985,515 | \$ 1,165,845 | \$ 1,064,403 | 82.2% | \$ 864,296 | \$ 1,164,080 | 73.0% | |
| 001 General Fund | \$ 659,971 | \$ 684,603 | \$ 814,070 | \$ 889,000 | \$ 906,093 | \$ 890,829 | 84.8% | \$ 765,733 | \$ 813,416 | 91.9% | |
| Expenses | \$ 659,971 | \$ 684,603 | \$ 814,070 | \$ 889,000 | \$ 906,093 | \$ 890,829 | 84.8% | \$ 765,733 | \$ 813,416 | 91.9% | |
| Personnel Services- Salaries & Wages | \$ 525,399 | \$ 581,098 | \$ 626,934 | \$ 679,309 | \$ 717,435 | \$ 681,681 | 105.2% | \$ 637,856 | \$ 662,981 | 93.5% | |
| 40000 - Salaries and Wages | \$ 525,399 | \$ 600,476 | \$ 626,934 | \$ 679,309 | \$ 717,435 | \$ 681,681 | 105.2% | \$ 637,856 | \$ 662,981 | 96.2% | |
| 40003 - Cost of Living Increase | \$ - | \$ - | \$ - | \$ - | \$ - | \$ - | 0.0% | \$ - | \$ - | 0.0% | |
| 40009 - Salaries and Wages Subsidy | \$ - | \$ (19,377) | \$ - | \$ - | \$ - | \$ - | 0.0% | \$ - | \$ - | 0.0% | |
| Personnel Services- Employee Benefits | \$ 87,560 | \$ 85,525 | \$ 103,895 | \$ 130,615 | \$ 111,979 | \$ 146,668 | 76.3% | \$ - | \$ - | 0.0% | |
| 45000 - Healthcare Contribution | \$ 84,120 | \$ 86,881 | \$ 100,820 | \$ 127,602 | \$ 109,503 | \$ 142,980 | 76.6% | \$ - | \$ - | 0.0% | |
| 45009 - Healthcare Subsidy | \$ - | \$ (4,242) | \$ - | \$ - | \$ - | \$ - | 0.0% | \$ - | \$ - | 0.0% | |
| 45010 - Dental Contribution | \$ 3,440 | \$ 3,000 | \$ 3,075 | \$ 3,013 | \$ 2,476 | \$ 3,688 | 67.1% | \$ - | \$ - | 0.0% | |
| 45019 - Dental Subsidy | \$ - | \$ (114) | \$ - | \$ - | \$ - | \$ - | 0.0% | \$ - | \$ - | 0.0% | |
| Contractual Services | \$ 43,808 | \$ 12,808 | \$ 75,142 | \$ 64,696 | \$ 37,673 | \$ 53,780 | 70.0% | \$ 120,224 | \$ 141,735 | 84.8% | |
| 52130 - Repairs and Maint- Computers | \$ 1,273 | \$ 2,280 | \$ 2,280 | \$ 1,710 | \$ 2,280 | \$ - | 0.0% | \$ 2,354 | \$ 1,825 | 129.0% | |
| 52140 - Repairs and Maint- Copiers | \$ 1,618 | \$ 128 | \$ 91 | \$ 115 | \$ 83 | \$ - | 0.0% | \$ 26 | \$ - | 0.0% | |
| 53060 - General Printing | \$ 14,519 | \$ 10,043 | \$ 20,155 | \$ 21,227 | \$ 15,908 | \$ 22,000 | 72.3% | \$ 16,616 | \$ 22,000 | 75.5% | |
| 53070 - Legal Printing | \$ 25,688 | \$ - | \$ 52,316 | \$ 37,483 | \$ 18,404 | \$ 27,000 | 68.2% | \$ 29,818 | \$ 37,500 | 79.5% | |
| 53100 - Conferences and Meetings | \$ - | \$ - | \$ - | \$ 1,185 | \$ - | \$ - | 0.0% | \$ 17 | \$ 5,610 | 0.3% | |
| 53120 - Employee Mileage Expense | \$ 381 | \$ 357 | \$ 300 | \$ 601 | \$ 394 | \$ 2,500 | 15.8% | \$ 740 | \$ 2,500 | 29.6% | |
| 53130 - General Association Dues | \$ - | \$ - | \$ - | \$ 2,125 | \$ 200 | \$ - | 0.0% | \$ - | \$ - | 0.0% | |
| 55000 - Miscellaneous Contractual Exp | \$ - | \$ - | \$ - | \$ 250 | \$ 404 | \$ 2,280 | 17.7% | \$ 70,653 | \$ 72,300 | 97.7% | |
| Commodities | \$ 3,533 | \$ 5,172 | \$ 8,099 | \$ 14,380 | \$ 21,175 | \$ 8,700 | 243.4% | \$ 5,759 | \$ 8,700 | 66.2% | |
| 60000 - Office Supplies | \$ 2,038 | \$ 2,385 | \$ 4,040 | \$ 6,262 | \$ 6,447 | \$ 4,000 | 161.2% | \$ 2,280 | \$ 4,000 | 57.0% | |
| 60010 - Operating Supplies | \$ 999 | \$ 1,113 | \$ 395 | \$ 395 | \$ 419 | \$ 1,000 | 41.9% | \$ 795 | \$ 1,000 | 79.5% | |
| 60020 - Computer Related Supplies | \$ 496 | \$ 1,674 | \$ 3,663 | \$ 3,407 | \$ 2,387 | \$ 3,700 | 64.5% | \$ 2,684 | \$ 3,700 | 72.5% | |
| 60050 - Books and Subscriptions | \$ - | \$ - | \$ - | \$ - | \$ 11,921 | \$ - | 0.0% | \$ - | \$ - | 0.0% | |
| 60055 - Office Equipment - Non Capital | \$ - | \$ - | \$ - | \$ 4,316 | \$ - | \$ - | 0.0% | \$ - | \$ - | 0.0% | |
| 60265 - Public Health Commodities - Coronavirus | \$ - | \$ - | \$ - | \$ - | \$ - | \$ - | 0.0% | \$ - | \$ - | 0.0% | |
| Transfers Out | \$ - | \$ - | \$ - | \$ - | \$ - | \$ - | 0.0% | \$ - | \$ - | 0.0% | |
| 99200 - Transfer to Court Automation Fund 200 | \$ - | \$ - | \$ - | \$ - | \$ - | \$ - | 0.0% | \$ - | \$ - | 0.0% | |
| Capital | \$ - | \$ - | \$ - | \$ - | \$ 17,831 | \$ - | 0.0% | \$ 1,894 | \$ - | 0.0% | |
| 70050 - Printers | \$ - | \$ - | \$ - | \$ - | \$ 17,831 | \$ - | 0.0% | \$ 1,894 | \$ - | 0.0% | |
| Contingency and Other | \$ - | \$ - | \$ - | \$ - | \$ - | \$ - | 0.0% | \$ - | \$ - | 0.0% | |
| 89000 - Addition to Fund Balance | \$ - | \$ - | \$ - | \$ - | \$ - | \$ - | 0.0% | \$ - | \$ - | 0.0% | |
| 150 Tax Sale Automation | \$ 105,603 | \$ 7,495 | \$ 45,942 | \$ - | \$ 82,527 | \$ 152,574 | 54.1% | \$ 77,563 | \$ 319,664 | 24.3% | |
| Expenses | \$ 105,603 | \$ 7,495 | \$ 45,942 | \$ - | \$ 82,527 | \$ 152,574 | 54.1% | \$ 77,563 | \$ 319,664 | 24.3% | |
| Personnel Services- Salaries & Wages | \$ 36,527 | \$ - | \$ 33,137 | \$ - | \$ 38,239 | \$ 35,009 | 109.2% | \$ 37,552 | \$ 93,486 | 40.2% | |
| 40000 - Salaries and Wages | \$ 36,527 | \$ 5,040 | \$ 33,137 | \$ - | \$ 38,239 | \$ 35,009 | 109.2% | \$ 37,552 | \$ 90,763 | 41.4% | |
| 40003 - Cost of Living Increase | \$ - | \$ - | \$ - | \$ - | \$ - | \$ - | 0.0% | \$ - | \$ 2,723 | 0.0% | |
| 40009 - Salaries and Wages Subsidy | \$ - | \$ (5,040) | \$ - | \$ - | \$ - | \$ - | 0.0% | \$ - | \$ - | 0.0% | |
| 40120 - Seasonal/Temporary Salaries | \$ - | \$ - | \$ - | \$ - | \$ - | \$ - | 0.0% | \$ - | \$ - | 0.0% | |
| Personnel Services- Employee Benefits | \$ 3,669 | \$ 893 | \$ 3,578 | \$ - | \$ 3,702 | \$ 3,457 | 107.1% | \$ 2,933 | \$ 12,909 | 22.7% | |
| 45100 - FICA/SS Contribution | \$ 2,794 | \$ 73 | \$ 2,535 | \$ - | \$ 2,925 | \$ 2,680 | 109.2% | \$ 2,873 | \$ 7,152 | 40.2% | |
| 45109 - FICA/SS Subsidy | \$ - | \$ (73) | \$ - | \$ - | \$ - | \$ - | 0.0% | \$ - | \$ - | 0.0% | |
| 45200 - IMRF Contribution | \$ - | \$ - | \$ - | \$ - | \$ - | \$ - | 0.0% | \$ 60 | \$ 4,282 | 1.4% | |
| 53010 - Workers Compensation | \$ 875 | \$ 893 | \$ 1,043 | \$ - | \$ 777 | \$ 777 | 100.0% | \$ - | \$ 1,475 | 0.0% | |
| Contractual Services | \$ 5,052 | \$ 3,351 | \$ 3,557 | \$ - | \$ 4,273 | \$ 66,238 | 6.5% | \$ 2,047 | \$ 166,798 | 1.2% | |
| 50150 - Contractual/Consulting Services | \$ - | \$ - | \$ - | \$ - | \$ - | \$ 10,210 | 0.0% | \$ - | \$ 10,210 | 0.0% | |
| 52130 - Repairs and Maint- Computers | \$ - | \$ - | \$ - | \$ - | \$ - | \$ 3,000 | 0.0% | \$ - | \$ 3,000 | 0.0% | |
| 52140 - Repairs and Maint- Copiers | \$ - | \$ - | \$ - | \$ - | \$ - | \$ 2,500 | 0.0% | \$ - | \$ 2,500 | 0.0% | |
| 52240 - Repairs and Maint- Office Equip | \$ - | \$ - | \$ - | \$ - | \$ - | \$ 2,000 | 0.0% | \$ - | \$ 2,000 | 0.0% | |

Committee Expense Budget Report - by Account Detail
Through October 31, 2024 (91.67% YTD, 88.46% Payroll Expense through Pay Period Ending 10/12/2024)
***2019, 2020, 2021, 2022, 2023 Actual Full Fiscal Year**

| Department / Fund / Account Classification | 2019 Actual Amount* | 2020 Actual Amount* | 2021 Actual Amount* | 2022 Actual Amount* | 2023 Actual Amount* | 2023 Adopted Budget | 2023 YTD% Actual/Budget | 2024 Actual Amount | 2024 Adopted Budget | 2024 YTD% Actual/Budget | 2019 - 2024 Trend |
|--|---------------------|---------------------|---------------------|---------------------|---------------------|---------------------|-------------------------|--------------------|---------------------|-------------------------|-------------------|
| 53000 - Liability Insurance | \$ 655 | \$ 732 | \$ 665 | \$ - | \$ 1,022 | \$ 1,022 | 100.0% | \$ - | \$ 2,143 | 0.0% | |
| 53020 - Unemployment Claims | \$ 39 | \$ 21 | \$ 21 | \$ - | \$ 14 | \$ 14 | 100.0% | \$ - | \$ 35 | 0.0% | |
| 53060 - General Printing | \$ - | \$ - | \$ - | \$ - | \$ - | \$ 5,000 | 0.0% | \$ - | \$ 22,000 | 0.0% | |
| 53070 - Legal Printing | \$ - | \$ - | \$ - | \$ - | \$ - | \$ 25,000 | 0.0% | \$ - | \$ 37,500 | 0.0% | |
| 53100 - Conferences and Meetings | \$ 1,213 | \$ - | \$ 527 | \$ - | \$ 2,366 | \$ 4,000 | 59.2% | \$ 2,012 | \$ 5,610 | 35.9% | |
| 53110 - Employee Training | \$ 1,232 | \$ 1,101 | \$ 1,429 | \$ - | \$ - | \$ 2,500 | 0.0% | \$ - | \$ 2,500 | 0.0% | |
| 53120 - Employee Mileage Expense | \$ 322 | \$ 47 | \$ - | \$ - | \$ 351 | \$ 3,000 | 11.7% | \$ 35 | \$ 3,000 | 1.2% | |
| 53130 - General Association Dues | \$ 1,340 | \$ 1,450 | \$ 915 | \$ - | \$ 520 | \$ 4,000 | 13.0% | \$ - | \$ 4,000 | 0.0% | |
| 55000 - Miscellaneous Contractual Exp | \$ 250 | \$ - | \$ - | \$ - | \$ - | \$ 3,992 | 0.0% | \$ - | \$ 72,300 | 0.0% | |
| Commodities | \$ 3,273 | \$ 1,417 | \$ 1,881 | \$ - | \$ 31,942 | \$ 10,000 | 319.4% | \$ 32,061 | \$ 10,000 | 320.6% | |
| 60000 - Office Supplies | \$ 2,883 | \$ 1,417 | \$ 1,281 | \$ - | \$ - | \$ 3,000 | 0.0% | \$ 132 | \$ 3,000 | 4.4% | |
| 60010 - Operating Supplies | \$ - | \$ - | \$ - | \$ - | \$ - | \$ 2,500 | 0.0% | \$ - | \$ 2,500 | 0.0% | |
| 60020 - Computer Related Supplies | \$ 390 | \$ - | \$ 600 | \$ - | \$ - | \$ 2,500 | 0.0% | \$ - | \$ 2,500 | 0.0% | |
| 60040 - Postage | \$ - | \$ - | \$ - | \$ - | \$ 31,942 | \$ - | 0.0% | \$ 31,929 | \$ - | 0.0% | |
| 60050 - Books and Subscriptions | \$ - | \$ - | \$ - | \$ - | \$ - | \$ 2,000 | 0.0% | \$ - | \$ 2,000 | 0.0% | |
| Transfers Out | \$ - | \$ - | \$ - | \$ - | \$ 4,370 | \$ 4,370 | 100.0% | \$ 2,971 | \$ 2,971 | 100.0% | |
| 99001 - Transfer to General Fund 001 | \$ - | \$ - | \$ - | \$ - | \$ 4,370 | \$ 4,370 | 100.0% | \$ 2,971 | \$ 2,971 | 100.0% | |
| Capital | \$ 57,081 | \$ 1,834 | \$ 3,789 | \$ - | \$ - | \$ 33,500 | 0.0% | \$ - | \$ 33,500 | 0.0% | |
| 70050 - Printers | \$ 12,892 | \$ 1,834 | \$ 430 | \$ - | \$ - | \$ 10,000 | 0.0% | \$ - | \$ 10,000 | 0.0% | |
| 70080 - Office Furniture | \$ - | \$ - | \$ 2,453 | \$ - | \$ - | \$ 3,500 | 0.0% | \$ - | \$ 3,500 | 0.0% | |
| 70090 - Office Equipment | \$ 44,189 | \$ - | \$ 906 | \$ - | \$ - | \$ 10,000 | 0.0% | \$ - | \$ 10,000 | 0.0% | |
| 70100 - Copiers | \$ - | \$ - | \$ - | \$ - | \$ - | \$ 10,000 | 0.0% | \$ - | \$ 10,000 | 0.0% | |
| Contingency and Other | \$ - | \$ - | \$ - | \$ - | \$ - | \$ - | 0.0% | \$ - | \$ - | 0.0% | |
| 89000 - Addition to Fund Balance | \$ - | \$ - | \$ - | \$ - | \$ - | \$ - | 0.0% | \$ - | \$ - | 0.0% | |
| 268 Sale & Error | \$ 76,995 | \$ 86,697 | \$ 35,917 | \$ 96,515 | \$ 177,226 | \$ 21,000 | 89.4% | \$ 21,000 | \$ 31,000 | 67.7% | |
| Expenses | \$ 76,995 | \$ 86,697 | \$ 35,917 | \$ 96,515 | \$ 177,226 | \$ 21,000 | 89.4% | \$ 21,000 | \$ 31,000 | 67.7% | |
| Transfers Out | \$ 76,995 | \$ 86,697 | \$ 35,917 | \$ 96,515 | \$ 177,226 | \$ 21,000 | 89.4% | \$ 21,000 | \$ 21,000 | 100.0% | |
| 99000 - Transfer To Other Funds | \$ 76,995 | \$ 86,697 | \$ 35,917 | \$ - | \$ - | \$ - | 0.0% | \$ - | \$ - | 0.0% | |
| 99001 - Transfer to General Fund 001 | \$ - | \$ - | \$ - | \$ 96,515 | \$ 177,226 | \$ 21,000 | 89.4% | \$ 21,000 | \$ 21,000 | 100.0% | |
| Contingency and Other | \$ - | \$ - | \$ - | \$ - | \$ - | \$ - | 0.0% | \$ - | \$ 10,000 | 0.0% | |
| 89000 - Addition to Fund Balance | \$ - | \$ - | \$ - | \$ - | \$ - | \$ - | 0.0% | \$ - | \$ 10,000 | 0.0% | |
| Grand Total | \$ 842,570 | \$ 778,795 | \$ 895,929 | \$ 985,515 | \$ 1,165,845 | \$ 1,064,403 | 82.2% | \$ 864,296 | \$ 1,164,080 | 73.0% | |

Committee Revenue Budget Report - by Account Detail
Through October 31, 2024 (91.67% YTD)
***2019, 2020, 2021, 2022, 2023 Actual Full Fiscal Year**

| Department / Fund / Account Classification | 2019 Actual Amount* | 2020 Actual Amount* | 2021 Actual Amount* | 2022 Actual Amount* | 2023 Actual Amount* | 2023 Adopted Budget | 2023 YTD% Actual/Budget | 2024 Actual Amount | 2024 Adopted Budget | 2024 YTD% Actual/Budget | 2019 - 2024 Trend |
|--|---------------------|---------------------|---------------------|---------------------|---------------------|---------------------|-------------------------|--------------------|---------------------|-------------------------|-------------------|
| 170 Supervisor of Assessments | \$ 93,526 | \$ 88,218 | \$ 96,580 | \$ 89,850 | \$ 79,441 | \$ 72,653 | 109.3% | \$ 72,619 | \$ 77,975 | 93.1% | |
| 001 General Fund | \$ 93,526 | \$ 88,218 | \$ 96,580 | \$ 89,850 | \$ 79,441 | \$ 72,653 | 109.3% | \$ 69,619 | \$ 77,975 | 89.3% | |
| Revenue | \$ 93,526 | \$ 88,218 | \$ 96,580 | \$ 89,850 | \$ 79,441 | \$ 72,653 | 109.3% | \$ 69,619 | \$ 77,975 | 89.3% | |
| Charges for Services | \$ 28,361 | \$ 21,750 | \$ 28,783 | \$ 20,697 | \$ 8,214 | \$ 3,500 | 234.7% | \$ 7,621 | \$ 6,700 | 113.7% | |
| 34050 - Mapping Royalties Fees | \$ 7,541 | \$ - | \$ 8,537 | \$ 4,907 | \$ 7,053 | \$ 2,500 | 282.1% | \$ 6,491 | \$ 5,700 | 113.9% | |
| 34060 - Assessor Fees | \$ 20,820 | \$ 21,750 | \$ 20,247 | \$ 15,789 | \$ 1,160 | \$ 1,000 | 116.0% | \$ 1,130 | \$ 1,000 | 113.0% | |
| Reimbursements | \$ 65,164 | \$ 66,468 | \$ 67,797 | \$ 69,153 | \$ 71,227 | \$ 69,153 | 103.0% | \$ 61,998 | \$ 71,275 | 87.0% | |
| 37020 - Sup of Assr Salary Reimbursement | \$ 65,164 | \$ 66,468 | \$ 67,797 | \$ 69,153 | \$ 71,227 | \$ 69,153 | 103.0% | \$ 61,998 | \$ 71,275 | 87.0% | |
| 020 The Stipend Fund | \$ - | \$ - | \$ - | \$ - | \$ - | \$ - | 0.0% | \$ 3,000 | \$ - | 0.0% | |
| Revenue | \$ - | \$ - | \$ - | \$ - | \$ - | \$ - | 0.0% | \$ 3,000 | \$ - | 0.0% | |
| Reimbursements | \$ - | \$ - | \$ - | \$ - | \$ - | \$ - | 0.0% | \$ 3,000 | \$ - | 0.0% | |
| 37115 - State Stipend Certain EO and DH | \$ - | \$ - | \$ - | \$ - | \$ - | \$ - | 0.0% | \$ 3,000 | \$ - | 0.0% | |
| Grand Total | \$ 93,526 | \$ 88,218 | \$ 96,580 | \$ 89,850 | \$ 79,441 | \$ 72,653 | 109.3% | \$ 72,619 | \$ 77,975 | 93.1% | |

Committee Expense Budget Report - by Account Detail
Through October 31, 2024 (91.67% YTD, 88.46% Payroll Expense through Pay Period Ending 10/12/2024)
***2019, 2020, 2021, 2022, 2023 Actual Full Fiscal Year**

| Department / Fund / Account Classification | 2019 Actual Amount* | 2020 Actual Amount* | 2021 Actual Amount* | 2022 Actual Amount* | 2023 Actual Amount* | 2023 Adopted Budget | 2023 YTD% Actual/Budget | 2024 Actual Amount | 2024 Adopted Budget | 2024 YTD% Actual/Budget | 2019 - 2024 Trend |
|---|---------------------|---------------------|---------------------|---------------------|---------------------|---------------------|-------------------------|--------------------|---------------------|-------------------------|-------------------|
| 170 Supervisor of Assessments | \$ 1,243,903 | \$ 1,031,059 | \$ 1,165,762 | \$ 1,142,953 | \$ 1,352,112 | \$ 1,426,886 | 94.8% | \$ 947,127 | \$ 1,164,069 | 77.4% | |
| 001 General Fund | \$ 1,243,903 | \$ 1,031,059 | \$ 1,165,762 | \$ 1,142,953 | \$ 1,352,112 | \$ 1,426,886 | 94.8% | \$ 947,127 | \$ 1,164,069 | 77.4% | |
| Expenses | \$ 1,243,903 | \$ 1,031,059 | \$ 1,165,762 | \$ 1,142,953 | \$ 1,352,112 | \$ 1,426,886 | 94.8% | \$ 947,127 | \$ 1,164,069 | 77.4% | |
| Personnel Services- Salaries & Wages | \$ 792,108 | \$ 778,117 | \$ 845,732 | \$ 848,964 | \$ 887,727 | \$ 917,817 | 96.7% | \$ 877,243 | \$ 973,169 | 85.0% | |
| 40000 - Salaries and Wages | \$ 776,937 | \$ 810,868 | \$ 831,849 | \$ 837,872 | \$ 868,937 | \$ 858,481 | 101.2% | \$ 862,263 | \$ 930,667 | 92.0% | |
| 40002 - Non-Union Wage Increase | \$ - | \$ - | \$ - | \$ - | \$ - | \$ 25,832 | 0.0% | \$ - | \$ 2 | 0.0% | |
| 40003 - Cost of Living Increase | \$ - | \$ - | \$ - | \$ - | \$ - | \$ - | 0.0% | \$ - | \$ - | 0.0% | |
| 40007 - Equity Study Adjustments | \$ - | \$ - | \$ - | \$ - | \$ - | \$ - | 0.0% | \$ - | \$ - | 0.0% | |
| 40009 - Salaries and Wages Subsidy | \$ - | \$ (53,294) | \$ - | \$ - | \$ - | \$ - | 0.0% | \$ - | \$ - | 0.0% | |
| 40200 - Overtime Salaries | \$ 3,315 | \$ - | \$ 1,589 | \$ 49 | \$ 2,060 | \$ 1,004 | 205.2% | \$ - | \$ 10,000 | 0.0% | |
| 40300 - Employee Per Diem | \$ 11,856 | \$ 20,544 | \$ 12,294 | \$ 11,043 | \$ 16,730 | \$ 32,500 | 51.5% | \$ 14,980 | \$ 32,500 | 46.1% | |
| Personnel Services- Employee Benefits | \$ 222,923 | \$ 188,471 | \$ 211,681 | \$ 230,109 | \$ 241,499 | \$ 260,969 | 92.5% | \$ - | \$ - | 0.0% | |
| 45000 - Healthcare Contribution | \$ 216,261 | \$ 198,041 | \$ 204,676 | \$ 222,989 | \$ 235,107 | \$ 253,539 | 92.7% | \$ - | \$ - | 0.0% | |
| 45009 - Healthcare Subsidy | \$ - | \$ (14,907) | \$ - | \$ - | \$ - | \$ - | 0.0% | \$ - | \$ - | 0.0% | |
| 45010 - Dental Contribution | \$ 6,662 | \$ 5,955 | \$ 7,005 | \$ 7,120 | \$ 6,392 | \$ 7,430 | 86.0% | \$ - | \$ - | 0.0% | |
| 45019 - Dental Subsidy | \$ - | \$ (617) | \$ - | \$ - | \$ - | \$ - | 0.0% | \$ - | \$ - | 0.0% | |
| Contractual Services | \$ 206,546 | \$ 50,037 | \$ 97,558 | \$ 51,306 | \$ 203,396 | \$ 227,700 | 89.3% | \$ 55,481 | \$ 108,500 | 51.1% | |
| 50170 - Appraisal Services | \$ 13,648 | \$ 7,211 | \$ 40,848 | \$ 2,250 | \$ 2,750 | \$ 24,000 | 11.5% | \$ - | \$ 24,000 | 0.0% | |
| 52130 - Repairs and Maint- Computers | \$ - | \$ - | \$ - | \$ - | \$ - | \$ - | 0.0% | \$ - | \$ - | 0.0% | |
| 52140 - Repairs and Maint- Copiers | \$ 8,617 | \$ 5,718 | \$ 6,625 | \$ 5,807 | \$ 6,552 | \$ 7,500 | 87.4% | \$ 6,492 | \$ 7,500 | 86.6% | |
| 53070 - Legal Printing | \$ 163,444 | \$ 27,188 | \$ 29,455 | \$ 24,785 | \$ 169,111 | \$ 170,000 | 99.5% | \$ 20,063 | \$ 45,000 | 44.6% | |
| 53100 - Conferences and Meetings | \$ 1,998 | \$ 836 | \$ 3,448 | \$ 4,633 | \$ 4,272 | \$ 5,000 | 85.4% | \$ 4,889 | \$ 5,000 | 97.8% | |
| 53110 - Employee Training | \$ 12,381 | \$ 6,516 | \$ 12,646 | \$ 9,598 | \$ 14,001 | \$ 14,000 | 100.0% | \$ 17,878 | \$ 14,000 | 127.7% | |
| 53120 - Employee Mileage Expense | \$ 4,030 | \$ 926 | \$ 1,310 | \$ 1,587 | \$ 2,982 | \$ 4,200 | 71.0% | \$ 3,253 | \$ 10,000 | 32.5% | |
| 53130 - General Association Dues | \$ 2,428 | \$ 1,641 | \$ 3,227 | \$ 2,647 | \$ 3,728 | \$ 3,000 | 124.3% | \$ 2,906 | \$ 3,000 | 96.9% | |
| Commodities | \$ 22,326 | \$ 14,434 | \$ 10,791 | \$ 12,573 | \$ 19,489 | \$ 20,400 | 95.5% | \$ 14,403 | \$ 82,400 | 17.5% | |
| 60000 - Office Supplies | \$ 11,064 | \$ 3,834 | \$ 3,293 | \$ 6,185 | \$ 8,041 | \$ 9,000 | 89.3% | \$ 4,964 | \$ 9,000 | 55.2% | |
| 60020 - Computer Related Supplies | \$ 10,088 | \$ 9,172 | \$ 3,680 | \$ 3,409 | \$ 10,388 | \$ 10,000 | 103.9% | \$ 8,368 | \$ 72,000 | 11.6% | |
| 60050 - Books and Subscriptions | \$ 1,173 | \$ 1,428 | \$ 1,268 | \$ 2,979 | \$ 1,060 | \$ 1,400 | 75.7% | \$ 1,071 | \$ 1,400 | 76.5% | |
| 60265 - Public Health Commodities - Coronavirus | \$ - | \$ - | \$ 2,550 | \$ - | \$ - | \$ - | 0.0% | \$ - | \$ - | 0.0% | |
| Grand Total | \$ 1,243,903 | \$ 1,031,059 | \$ 1,165,762 | \$ 1,142,953 | \$ 1,352,112 | \$ 1,426,886 | 94.8% | \$ 947,127 | \$ 1,164,069 | 77.4% | |

Committee Revenue Budget Report - by Account Detail
Through October 31, 2024 (91.67% YTD)
***2019, 2020, 2021, 2022, 2023 Actual Full Fiscal Year**

| Department / Fund / Account Classification | 2019 Actual Amount* | 2020 Actual Amount* | 2021 Actual Amount* | 2022 Actual Amount* | 2023 Actual Amount* | 2023 Adopted Budget | 2023 YTD% Actual/Budget | 2024 Actual Amount | 2024 Adopted Budget | 2024 YTD% Actual/Budget | 2019 - 2024 Trend |
|--|---------------------|---------------------|---------------------|---------------------|---------------------|---------------------|-------------------------|--------------------|---------------------|-------------------------|-------------------|
| 190 County Clerk | \$ 1,423,972 | \$ 2,618,511 | \$ 1,744,858 | \$ 1,588,604 | \$ 1,658,809 | \$ 2,231,767 | 74.3% | \$ 1,272,887 | \$ 2,069,704 | 61.5% | |
| 001 General Fund | \$ 1,219,317 | \$ 1,249,986 | \$ 1,537,040 | \$ 1,401,726 | \$ 1,419,029 | \$ 1,134,543 | 125.1% | \$ 1,105,888 | \$ 1,035,086 | 106.8% | |
| Revenue | \$ 1,219,317 | \$ 1,249,986 | \$ 1,537,040 | \$ 1,401,726 | \$ 1,419,029 | \$ 1,134,543 | 125.1% | \$ 1,105,888 | \$ 1,035,086 | 106.8% | |
| Charges for Services | \$ 1,068,340 | \$ 955,319 | \$ 886,884 | \$ 950,519 | \$ 1,313,027 | \$ 1,028,293 | 127.7% | \$ 881,988 | \$ 822,466 | 107.2% | |
| 34070 - Notary Fees | \$ 20,849 | \$ 18,436 | \$ 22,888 | \$ 13,956 | \$ 286 | \$ 22,843 | 1.3% | \$ 221 | \$ 23,000 | 1.0% | |
| 34080 - Business Fees | \$ 4,322 | \$ 3,375 | \$ 3,585 | \$ 2,375 | \$ 2,320 | \$ 4,450 | 52.1% | \$ 1,865 | \$ 5,000 | 37.3% | |
| 34090 - Passport Fees | \$ 139,418 | \$ 84,542 | \$ 102,110 | \$ 179,823 | \$ 225,589 | \$ 120,000 | 188.0% | \$ 208,672 | \$ 120,200 | 173.6% | |
| 34100 - Certified Copy Fees | \$ 529,477 | \$ 466,606 | \$ 551,423 | \$ 535,046 | \$ 508,789 | \$ 531,000 | 95.8% | \$ 418,956 | \$ 532,777 | 78.6% | |
| 34110 - Tax Redemption Fees | \$ 124,830 | \$ 97,196 | \$ 85,158 | \$ 108,072 | \$ 118,537 | \$ 50,000 | 237.1% | \$ 86,663 | \$ 91,015 | 95.2% | |
| 34120 - Election Fees | \$ 198,966 | \$ 259,300 | \$ 69,540 | \$ 57,344 | \$ 399,831 | \$ 250,000 | 159.9% | \$ 113,897 | \$ - | 0.0% | |
| 34130 - Tax Extension Fees | \$ 37,108 | \$ 18,715 | \$ 23,355 | \$ 25,110 | \$ 27,341 | \$ 38,000 | 72.0% | \$ 20,183 | \$ 37,479 | 53.9% | |
| 35900 - Miscellaneous Fees | \$ 13,370 | \$ 7,149 | \$ 28,824 | \$ 28,792 | \$ 30,334 | \$ 12,000 | 252.8% | \$ 31,531 | \$ 12,995 | 242.6% | |
| Reimbursements | \$ 15,540 | \$ 15,077 | \$ 13,890 | \$ 20,164 | \$ 18,144 | \$ 17,000 | 106.7% | \$ 16,726 | \$ 122,370 | 13.7% | |
| 37580 - Death Surcharge Reimbursement | \$ 14,374 | \$ 15,077 | \$ 13,890 | \$ 20,164 | \$ 18,144 | \$ 14,000 | 129.6% | \$ 16,726 | \$ 14,250 | 117.4% | |
| 37583 - Illinois State Board of Elections - Election Judge Reimbursement | \$ - | \$ - | \$ - | \$ - | \$ - | \$ - | 0.0% | \$ - | \$ 105,120 | 0.0% | |
| 37900 - Miscellaneous Reimbursement | \$ 3,166 | \$ - | \$ - | \$ - | \$ - | \$ 3,000 | 0.0% | \$ - | \$ 3,000 | 0.0% | |
| Grants | \$ 25,921 | \$ 217,706 | \$ 557,183 | \$ 341,106 | \$ - | \$ - | 0.0% | \$ 129,360 | \$ - | 0.0% | |
| 32270 - Help America Vote Act (HAVA) Grant | \$ 25,921 | \$ - | \$ 63,583 | \$ 58,267 | \$ - | \$ - | 0.0% | \$ 129,360 | \$ - | 0.0% | |
| 32335 - CARES ACT - Elections | \$ - | \$ 217,706 | \$ - | \$ - | \$ - | \$ - | 0.0% | \$ - | \$ - | 0.0% | |
| 32745 - Tech & Civic Life Grant | \$ - | \$ - | \$ 328,655 | \$ - | \$ - | \$ - | 0.0% | \$ - | \$ - | 0.0% | |
| 33690 - Illinois Voter Registration State (IVRS) Grant | \$ - | \$ - | \$ 164,945 | \$ 282,839 | \$ - | \$ - | 0.0% | \$ - | \$ - | 0.0% | |
| Licenses and Permits | \$ 87,750 | \$ 61,884 | \$ 79,083 | \$ 89,937 | \$ 87,858 | \$ 88,250 | 99.6% | \$ 77,814 | \$ 89,250 | 87.2% | |
| 31010 - Marriage Licenses | \$ 87,561 | \$ 61,722 | \$ 78,867 | \$ 89,802 | \$ 87,669 | \$ 88,000 | 99.6% | \$ 77,679 | \$ 89,000 | 87.3% | |
| 31020 - Civil Union Licenses | \$ 189 | \$ 162 | \$ 216 | \$ 135 | \$ 189 | \$ 250 | 75.6% | \$ 135 | \$ 250 | 54.0% | |
| Other | \$ 19,766 | \$ - | \$ - | \$ - | \$ - | \$ 1,000 | 0.0% | \$ - | \$ 1,000 | 0.0% | |
| 38900 - Miscellaneous Other | \$ 19,766 | \$ - | \$ - | \$ - | \$ - | \$ 1,000 | 0.0% | \$ - | \$ 1,000 | 0.0% | |
| 160 Vital Records Automation | \$ 185,247 | \$ 172,494 | \$ 206,308 | \$ 192,095 | \$ 199,703 | \$ 247,224 | 80.8% | \$ 159,443 | \$ 184,618 | 86.4% | |
| Revenue | \$ 185,247 | \$ 172,494 | \$ 206,308 | \$ 192,095 | \$ 199,703 | \$ 247,224 | 80.8% | \$ 159,443 | \$ 184,618 | 86.4% | |
| Charges for Services | \$ 182,830 | \$ 170,329 | \$ 198,427 | \$ 196,063 | \$ 184,460 | \$ 173,500 | 106.3% | \$ 151,317 | \$ 173,500 | 87.2% | |
| 34100 - Certified Copy Fees | \$ 182,830 | \$ 170,329 | \$ 198,427 | \$ 196,063 | \$ 184,460 | \$ 173,500 | 106.3% | \$ 151,317 | \$ 173,500 | 87.2% | |
| Interest Revenue | \$ 2,416 | \$ 2,165 | \$ (19) | \$ (3,967) | \$ 15,243 | \$ 1,400 | 1,088.8% | \$ 8,125 | \$ 11,118 | 73.1% | |
| 38000 - Investment Income | \$ 2,416 | \$ 2,165 | \$ (19) | \$ (3,967) | \$ 15,243 | \$ 1,400 | 1,088.8% | \$ 8,125 | \$ 11,118 | 73.1% | |
| Other | \$ - | \$ - | \$ - | \$ - | \$ - | \$ 72,324 | 0.0% | \$ - | \$ - | 0.0% | |
| 39900 - Fund Balance Utilization | \$ - | \$ - | \$ - | \$ - | \$ - | \$ 72,324 | 0.0% | \$ - | \$ - | 0.0% | |
| Transfers In | \$ - | \$ - | \$ 7,900 | \$ - | \$ - | \$ - | 0.0% | \$ - | \$ - | 0.0% | |
| 39000 - Transfer From Other Funds | \$ - | \$ - | \$ 7,900 | \$ - | \$ - | \$ - | 0.0% | \$ - | \$ - | 0.0% | |
| 161 Election Equipment Fund | \$ 19,408 | \$ 1,196,031 | \$ 1,511 | \$ (5,218) | \$ 40,077 | \$ 850,000 | 4.7% | \$ 7,556 | \$ 850,000 | 0.9% | |
| Revenue | \$ 19,408 | \$ 1,196,031 | \$ 1,511 | \$ (5,218) | \$ 40,077 | \$ 850,000 | 4.7% | \$ 7,556 | \$ 850,000 | 0.9% | |
| Grants | \$ - | \$ 710,259 | \$ - | \$ - | \$ - | \$ - | 0.0% | \$ - | \$ - | 0.0% | |
| 32335 - CARES ACT - Elections | \$ - | \$ 710,259 | \$ - | \$ - | \$ - | \$ - | 0.0% | \$ - | \$ - | 0.0% | |
| 32745 - Tech & Civic Life Grant | \$ - | \$ - | \$ - | \$ - | \$ - | \$ - | 0.0% | \$ - | \$ - | 0.0% | |
| Interest Revenue | \$ 19,408 | \$ 5,772 | \$ 1,511 | \$ (10,818) | \$ 40,077 | \$ 100 | 40,076.6% | \$ 7,556 | \$ 13,040 | 57.9% | |
| 38000 - Investment Income | \$ 19,408 | \$ 5,772 | \$ 1,511 | \$ (10,818) | \$ 40,077 | \$ 100 | 40,076.6% | \$ 7,556 | \$ 13,040 | 57.9% | |
| Other | \$ - | \$ - | \$ - | \$ - | \$ - | \$ 849,900 | 0.0% | \$ - | \$ 836,960 | 0.0% | |
| 39900 - Fund Balance Utilization | \$ - | \$ - | \$ - | \$ - | \$ - | \$ 849,900 | 0.0% | \$ - | \$ 836,960 | 0.0% | |
| Transfers In | \$ - | \$ 480,000 | \$ - | \$ 5,600 | \$ - | \$ - | 0.0% | \$ - | \$ - | 0.0% | |
| 39000 - Transfer From Other Funds | \$ - | \$ 480,000 | \$ - | \$ 5,600 | \$ - | \$ - | 0.0% | \$ - | \$ - | 0.0% | |
| Grand Total | \$ 1,423,972 | \$ 2,618,511 | \$ 1,744,858 | \$ 1,588,604 | \$ 1,658,809 | \$ 2,231,767 | 74.3% | \$ 1,272,887 | \$ 2,069,704 | 61.5% | |

Committee Expense Budget Report - by Account Detail
Through October 31, 2024 (91.67% YTD, 88.46% Payroll Expense through Pay Period Ending 10/12/2024)
***2019, 2020, 2021, 2022, 2023 Actual Full Fiscal Year**

| Department / Fund / Account Classification | 2019 Actual Amount* | 2020 Actual Amount* | 2021 Actual Amount* | 2022 Actual Amount* | 2023 Actual Amount* | 2023 Adopted Budget | 2023 YTD% Actual/Budget | 2024 Actual Amount | 2024 Adopted Budget | 2024 YTD% Actual/Budget | 2019 - 2024 Trend |
|--|---------------------|---------------------|---------------------|---------------------|---------------------|---------------------|-------------------------|--------------------|---------------------|-------------------------|-------------------|
| 190 County Clerk | \$ 2,825,160 | \$ 4,863,153 | \$ 3,387,436 | \$ 4,747,718 | \$ 3,308,150 | \$ 5,691,699 | 58.1% | \$ 3,953,940 | \$ 6,505,810 | 60.2% | |
| 001 General Fund | \$ 2,665,265 | \$ 3,708,417 | \$ 3,290,213 | \$ 4,071,377 | \$ 3,206,085 | \$ 4,594,475 | 69.8% | \$ 3,870,874 | \$ 5,471,192 | 70.0% | |
| Expenses | \$ 2,665,265 | \$ 3,708,417 | \$ 3,290,213 | \$ 4,071,377 | \$ 3,206,085 | \$ 4,594,475 | 69.8% | \$ 3,870,874 | \$ 5,471,192 | 70.0% | |
| Personnel Services- Salaries & Wages | \$ 1,775,466 | \$ 2,251,593 | \$ 2,172,156 | \$ 2,554,647 | \$ 2,248,912 | \$ 2,582,762 | 87.1% | \$ 2,323,841 | \$ 2,117,666 | 106.7% | |
| 40000 - Salaries and Wages | \$ 1,735,268 | \$ 2,284,088 | \$ 2,146,107 | \$ 2,469,847 | \$ 2,199,074 | \$ 2,436,518 | 90.3% | \$ 2,237,922 | \$ 2,002,724 | 111.7% | |
| 40002 - Non-Union Wage Increase | \$ - | \$ - | \$ - | \$ - | \$ - | \$ 30,949 | 0.0% | \$ - | \$ - | 0.0% | |
| 40003 - Cost of Living Increase | \$ - | \$ - | \$ - | \$ - | \$ - | \$ - | 0.0% | \$ - | \$ - | 0.0% | |
| 40009 - Salaries and Wages Subsidy | \$ - | \$ (157,470) | \$ (26,273) | \$ (13,803) | \$ - | \$ - | 0.0% | \$ - | \$ - | 0.0% | |
| 40200 - Overtime Salaries | \$ 40,199 | \$ 124,976 | \$ 52,322 | \$ 98,603 | \$ 49,838 | \$ 115,295 | 43.2% | \$ 85,919 | \$ 114,942 | 74.8% | |
| Personnel Services- Employee Benefits | \$ 296,231 | \$ 285,222 | \$ 266,822 | \$ 285,620 | \$ 292,782 | \$ 310,597 | 94.3% | \$ - | \$ - | 0.0% | |
| 45000 - Healthcare Contribution | \$ 286,368 | \$ 295,904 | \$ 260,285 | \$ 278,045 | \$ 283,616 | \$ 300,892 | 94.3% | \$ - | \$ - | 0.0% | |
| 45009 - Healthcare Subsidy | \$ - | \$ (19,782) | \$ (3,210) | \$ (1,761) | \$ - | \$ - | 0.0% | \$ - | \$ - | 0.0% | |
| 45010 - Dental Contribution | \$ 9,862 | \$ 10,123 | \$ 9,831 | \$ 9,378 | \$ 9,166 | \$ 9,705 | 94.4% | \$ - | \$ - | 0.0% | |
| 45019 - Dental Subsidy | \$ - | \$ (1,023) | \$ (84) | \$ (42) | \$ - | \$ - | 0.0% | \$ - | \$ - | 0.0% | |
| Contractual Services | \$ 381,542 | \$ 861,080 | \$ 356,702 | \$ 955,593 | \$ 492,775 | \$ 1,100,116 | 44.8% | \$ 786,567 | \$ 2,232,526 | 35.2% | |
| 50100 - Election Judges and Workers | \$ 42,326 | \$ 93,559 | \$ - | \$ - | \$ - | \$ 30,000 | 0.0% | \$ - | \$ 1,153,410 | 0.0% | |
| 50110 - Election Services | \$ 18,363 | \$ 274,329 | \$ 7,207 | \$ 84,854 | \$ 9,864 | \$ 30,000 | 32.9% | \$ 15,465 | \$ 30,000 | 51.5% | |
| 50235 - Public Health Services - Coronavirus | \$ - | \$ - | \$ - | \$ - | \$ - | \$ - | 0.0% | \$ - | \$ - | 0.0% | |
| 50340 - Software Licensing Cost | \$ 114,992 | \$ 180,911 | \$ 167,165 | \$ 274,338 | \$ 271,296 | \$ 433,658 | 62.6% | \$ 422,823 | \$ 433,658 | 97.5% | |
| 50350 - Notary Services | \$ 63 | \$ 105 | \$ 20 | \$ 45 | \$ 90 | \$ 100 | 90.0% | \$ - | \$ 100 | 0.0% | |
| 50480 - Security Services | \$ 22,156 | \$ 19,034 | \$ 22,704 | \$ 50,421 | \$ 14,068 | \$ 60,000 | 23.4% | \$ 15,320 | \$ 60,000 | 25.5% | |
| 52130 - Repairs and Maint- Computers | \$ - | \$ - | \$ - | \$ - | \$ - | \$ 2,000 | 0.0% | \$ - | \$ 2,000 | 0.0% | |
| 52140 - Repairs and Maint- Copiers | \$ 2,524 | \$ 4,322 | \$ 2,129 | \$ 4,328 | \$ 3,708 | \$ 3,000 | 123.6% | \$ 9,980 | \$ 12,000 | 83.2% | |
| 52170 - Polling Place Rental | \$ 9,080 | \$ 17,320 | \$ 14,080 | \$ 16,640 | \$ 9,840 | \$ 35,000 | 28.1% | \$ 8,760 | \$ 35,000 | 25.0% | |
| 52190 - Equipment Rental | \$ 27,656 | \$ 70,426 | \$ 56,628 | \$ 110,319 | \$ 46,047 | \$ 90,000 | 51.2% | \$ 86,388 | \$ 90,000 | 96.0% | |
| 52230 - Repairs and Maint- Vehicles | \$ 6,165 | \$ 905 | \$ 304 | \$ 725 | \$ 1,639 | \$ 5,000 | 32.8% | \$ 6,217 | \$ 5,000 | 124.3% | |
| 52300 - Repairs and Maintenance- Voting System Equipment | \$ 16,562 | \$ 82,457 | \$ 20,000 | \$ 47,120 | \$ 23,328 | \$ 15,000 | 155.5% | \$ 7,000 | \$ 15,000 | 46.7% | |
| 53040 - General Advertising | \$ - | \$ - | \$ 5,966 | \$ 389 | \$ - | \$ 6,000 | 0.0% | \$ 71 | \$ 6,000 | 1.2% | |
| 53060 - General Printing | \$ 42,022 | \$ 22,933 | \$ 7,311 | \$ 42,072 | \$ 21,867 | \$ 50,500 | 43.3% | \$ 42,131 | \$ 50,500 | 83.4% | |
| 53070 - Legal Printing | \$ 41,241 | \$ 70,538 | \$ 30,437 | \$ 303,248 | \$ 65,097 | \$ 305,000 | 21.3% | \$ 150,865 | \$ 305,000 | 49.5% | |
| 53100 - Conferences and Meetings | \$ 22,869 | \$ 8,731 | \$ 14,355 | \$ 5,977 | \$ 13,806 | \$ 13,500 | 102.3% | \$ 9,228 | \$ 13,500 | 68.4% | |
| 53110 - Employee Training | \$ 1,590 | \$ 175 | \$ 398 | \$ 149 | \$ - | \$ 750 | 0.0% | \$ 29 | \$ 750 | 3.9% | |
| 53120 - Employee Mileage Expense | \$ 12,429 | \$ 13,535 | \$ 5,149 | \$ 14,019 | \$ 9,277 | \$ 18,808 | 49.3% | \$ 10,041 | \$ 18,808 | 53.4% | |
| 53130 - General Association Dues | \$ 1,505 | \$ 1,800 | \$ 2,850 | \$ 950 | \$ 2,850 | \$ 1,800 | 158.3% | \$ 2,250 | \$ 1,800 | 125.0% | |
| Commodities | \$ 212,025 | \$ 310,521 | \$ 494,533 | \$ 275,518 | \$ 171,615 | \$ 601,000 | 28.6% | \$ 760,465 | \$ 1,121,000 | 67.8% | |
| 60000 - Office Supplies | \$ 7,611 | \$ 12,585 | \$ 10,471 | \$ 7,085 | \$ 10,672 | \$ 15,000 | 71.1% | \$ 6,723 | \$ 15,000 | 44.8% | |
| 60010 - Operating Supplies | \$ 62,269 | \$ 74,181 | \$ 54,322 | \$ 129,991 | \$ 96,618 | \$ 72,000 | 134.2% | \$ 79,432 | \$ 72,000 | 110.3% | |
| 60020 - Computer Related Supplies | \$ 10,197 | \$ 6,388 | \$ 12,263 | \$ 21,158 | \$ 9,674 | \$ 12,000 | 80.6% | \$ 8,232 | \$ 12,000 | 68.6% | |
| 60040 - Postage | \$ - | \$ - | \$ - | \$ - | \$ - | \$ - | 0.0% | \$ 196,777 | \$ 520,000 | 37.8% | |
| 60050 - Books and Subscriptions | \$ 6,492 | \$ 879 | \$ 1,927 | \$ 930 | \$ 3,128 | \$ 2,000 | 156.4% | \$ 794 | \$ 2,000 | 39.7% | |
| 60265 - Public Health Commodities - Coronavirus | \$ - | \$ - | \$ - | \$ - | \$ - | \$ - | 0.0% | \$ - | \$ - | 0.0% | |
| 60320 - Voting Systems and Accessories | \$ 125,456 | \$ 216,488 | \$ 415,549 | \$ 116,353 | \$ 51,523 | \$ 500,000 | 10.3% | \$ 468,506 | \$ 500,000 | 93.7% | |
| 160 Vital Records Automation | \$ 159,342 | \$ 99,551 | \$ 97,223 | \$ 177,141 | \$ 102,066 | \$ 247,224 | 41.3% | \$ 83,067 | \$ 184,618 | 45.0% | |
| Expenses | \$ 159,342 | \$ 99,551 | \$ 97,223 | \$ 177,141 | \$ 102,066 | \$ 247,224 | 41.3% | \$ 83,067 | \$ 184,618 | 45.0% | |
| Personnel Services- Salaries & Wages | \$ 95,818 | \$ 35,195 | \$ 41,363 | \$ 43,966 | \$ 42,564 | \$ 15,267 | 278.8% | \$ 41,930 | \$ 38,614 | 108.6% | |
| 40000 - Salaries and Wages | \$ 94,781 | \$ 37,930 | \$ 41,348 | \$ 43,916 | \$ 42,411 | \$ 14,820 | 286.2% | \$ 41,924 | \$ 37,489 | 111.8% | |
| 40002 - Non-Union Wage Increase | \$ - | \$ - | \$ - | \$ - | \$ - | \$ 447 | 0.0% | \$ - | \$ - | 0.0% | |
| 40003 - Cost of Living Increase | \$ - | \$ - | \$ - | \$ - | \$ - | \$ - | 0.0% | \$ - | \$ 1,125 | 0.0% | |
| 40009 - Salaries and Wages Subsidy | \$ - | \$ (3,371) | \$ - | \$ - | \$ - | \$ - | 0.0% | \$ - | \$ - | 0.0% | |
| 40200 - Overtime Salaries | \$ 1,037 | \$ 635 | \$ 15 | \$ 50 | \$ 153 | \$ - | 0.0% | \$ 6 | \$ - | 0.0% | |
| Personnel Services- Employee Benefits | \$ 33,632 | \$ 9,996 | \$ 11,194 | \$ 11,199 | \$ 6,492 | \$ 6,684 | 97.1% | \$ 4,956 | \$ 5,669 | 87.4% | |
| 45000 - Healthcare Contribution | \$ 17,740 | \$ 3,522 | \$ 3,410 | \$ 3,759 | \$ 690 | \$ 4,258 | 16.2% | \$ - | \$ - | 0.0% | |
| 45009 - Healthcare Subsidy | \$ - | \$ (49) | \$ - | \$ - | \$ - | \$ - | 0.0% | \$ - | \$ - | 0.0% | |
| 45010 - Dental Contribution | \$ 667 | \$ 122 | \$ 133 | \$ 133 | \$ 117 | \$ 133 | 87.6% | \$ 74 | \$ 143 | 51.5% | |

Committee Expense Budget Report - by Account Detail
Through October 31, 2024 (91.67% YTD, 88.46% Payroll Expense through Pay Period Ending 10/12/2024)
***2019, 2020, 2021, 2022, 2023 Actual Full Fiscal Year**

| Department / Fund / Account Classification | 2019 Actual Amount* | 2020 Actual Amount* | 2021 Actual Amount* | 2022 Actual Amount* | 2023 Actual Amount* | 2023 Adopted Budget | 2023 YTD% Actual/Budget | 2024 Actual Amount | 2024 Adopted Budget | 2024 YTD% Actual/Budget | 2019 - 2024 Trend |
|--|---------------------|---------------------|---------------------|---------------------|---------------------|---------------------|-------------------------|---------------------|---------------------|-------------------------|-------------------|
| 45019 - Dental Subsidy | \$ - | \$ (5) | \$ - | \$ - | \$ - | \$ - | 0.0% | \$ - | \$ - | 0.0% | |
| 45100 - FICA/SS Contribution | \$ 6,950 | \$ 2,776 | \$ 3,113 | \$ 3,268 | \$ 3,191 | \$ 1,168 | 273.2% | \$ 3,163 | \$ 2,954 | 107.1% | |
| 45109 - FICA/SS Subsidy | \$ - | \$ (158) | \$ - | \$ - | \$ - | \$ - | 0.0% | \$ - | \$ - | 0.0% | |
| 45200 - IMRF Contribution | \$ 6,746 | \$ 3,004 | \$ 3,383 | \$ 2,899 | \$ 2,156 | \$ 786 | 274.3% | \$ 1,719 | \$ 1,769 | 97.2% | |
| 45209 - IMRF Subsidy | \$ - | \$ (271) | \$ - | \$ - | \$ - | \$ - | 0.0% | \$ - | \$ - | 0.0% | |
| 53010 - Workers Compensation | \$ 1,528 | \$ 1,057 | \$ 1,155 | \$ 1,140 | \$ 339 | \$ 339 | 100.0% | \$ - | \$ 803 | 0.0% | |
| Contractual Services | \$ 15,097 | \$ 14,851 | \$ 15,088 | \$ 16,274 | \$ 20,433 | \$ 30,453 | 67.1% | \$ 4,325 | \$ 31,185 | 13.9% | |
| 52130 - Repairs and Maint- Computers | \$ - | \$ - | \$ - | \$ - | \$ - | \$ 1,000 | 0.0% | \$ - | \$ 1,000 | 0.0% | |
| 52140 - Repairs and Maint- Copiers | \$ 628 | \$ 305 | \$ 279 | \$ 669 | \$ 63 | \$ 3,000 | 2.1% | \$ - | \$ 3,000 | 0.0% | |
| 52240 - Repairs and Maint- Office Equip | \$ 497 | \$ 497 | \$ 950 | \$ 999 | \$ 5,735 | \$ 2,000 | 286.8% | \$ 545 | \$ 2,000 | 27.3% | |
| 53000 - Liability Insurance | \$ 1,143 | \$ 866 | \$ 737 | \$ 944 | \$ 446 | \$ 446 | 100.0% | \$ - | \$ 1,166 | 0.0% | |
| 53020 - Unemployment Claims | \$ 67 | \$ 25 | \$ 24 | \$ 29 | \$ 7 | \$ 7 | 100.0% | \$ - | \$ 19 | 0.0% | |
| 53060 - General Printing | \$ 12,763 | \$ 13,158 | \$ 13,098 | \$ 13,633 | \$ 14,182 | \$ 20,000 | 70.9% | \$ 3,780 | \$ 20,000 | 18.9% | |
| 53100 - Conferences and Meetings | \$ - | \$ - | \$ - | \$ - | \$ - | \$ 3,000 | 0.0% | \$ - | \$ 3,000 | 0.0% | |
| 53110 - Employee Training | \$ - | \$ - | \$ - | \$ - | \$ - | \$ 1,000 | 0.0% | \$ - | \$ 1,000 | 0.0% | |
| Commodities | \$ 68 | \$ 237 | \$ 124 | \$ - | \$ 134 | \$ 6,045 | 2.2% | \$ 335 | \$ 6,045 | 5.5% | |
| 60010 - Operating Supplies | \$ 68 | \$ 237 | \$ 124 | \$ - | \$ 134 | \$ 4,000 | 3.4% | \$ 335 | \$ 4,000 | 8.4% | |
| 60020 - Computer Related Supplies | \$ - | \$ - | \$ - | \$ - | \$ - | \$ 2,045 | 0.0% | \$ - | \$ 2,045 | 0.0% | |
| Capital | \$ 14,727 | \$ 39,272 | \$ 29,454 | \$ 29,822 | \$ 30,927 | \$ 38,927 | 79.4% | \$ 30,927 | \$ 38,927 | 79.4% | |
| 70020 - Computer Software- Capital | \$ 14,727 | \$ 39,272 | \$ 29,454 | \$ 29,822 | \$ 30,927 | \$ 38,927 | 79.4% | \$ 30,927 | \$ 38,927 | 79.4% | |
| Contingency and Other | \$ - | \$ - | \$ - | \$ - | \$ - | \$ 148,333 | 0.0% | \$ - | \$ 63,584 | 0.0% | |
| 89000 - Addition to Fund Balance | \$ - | \$ - | \$ - | \$ - | \$ - | \$ 148,333 | 0.0% | \$ - | \$ 63,584 | 0.0% | |
| Transfers Out | \$ - | \$ - | \$ - | \$ 75,880 | \$ 1,515 | \$ 1,515 | 100.0% | \$ 594 | \$ 594 | 100.0% | |
| 99000 - Transfer To Other Funds | \$ - | \$ - | \$ - | \$ - | \$ - | \$ - | 0.0% | \$ - | \$ - | 0.0% | |
| 99001 - Transfer to General Fund 001 | \$ - | \$ - | \$ - | \$ 66,586 | \$ 1,515 | \$ 1,515 | 100.0% | \$ 594 | \$ 594 | 100.0% | |
| 99110 - Transfer to Illinois Municipal Retirement Fund 110 | \$ - | \$ - | \$ - | \$ 4,350 | \$ - | \$ - | 0.0% | \$ - | \$ - | 0.0% | |
| 99111 - Transfer to FICA/Social Security Fund 111 | \$ - | \$ - | \$ - | \$ 4,944 | \$ - | \$ - | 0.0% | \$ - | \$ - | 0.0% | |
| 161 Election Equipment Fund | \$ 554 | \$ 1,055,185 | \$ - | \$ 499,200 | \$ - | \$ 850,000 | 0.0% | \$ - | \$ 850,000 | 0.0% | |
| Expenses | \$ 554 | \$ 1,055,185 | \$ - | \$ 499,200 | \$ - | \$ 850,000 | 0.0% | \$ - | \$ 850,000 | 0.0% | |
| Commodities | \$ - | \$ 1,055,185 | \$ - | \$ 499,200 | \$ - | \$ 850,000 | 0.0% | \$ - | \$ 850,000 | 0.0% | |
| 60320 - Voting Systems and Accessories | \$ - | \$ 1,055,185 | \$ - | \$ 499,200 | \$ - | \$ 850,000 | 0.0% | \$ - | \$ 850,000 | 0.0% | |
| Capital | \$ 554 | \$ - | \$ - | \$ - | \$ - | \$ - | 0.0% | \$ - | \$ - | 0.0% | |
| 70070 - Automotive Equipment | \$ 554 | \$ - | \$ - | \$ - | \$ - | \$ - | 0.0% | \$ - | \$ - | 0.0% | |
| Contingency and Other | \$ - | \$ - | \$ - | \$ - | \$ - | \$ - | 0.0% | \$ - | \$ - | 0.0% | |
| 89000 - Addition to Fund Balance | \$ - | \$ - | \$ - | \$ - | \$ - | \$ - | 0.0% | \$ - | \$ - | 0.0% | |
| Grand Total | \$ 2,825,160 | \$ 4,863,153 | \$ 3,387,436 | \$ 4,747,718 | \$ 3,308,150 | \$ 5,691,699 | 58.1% | \$ 3,953,940 | \$ 6,505,810 | 60.2% | |

Committee Revenue Budget Report - by Account Detail
Through October 31, 2024 (91.67% YTD)
***2019, 2020, 2021, 2022, 2023 Actual Full Fiscal Year**

| Department / Fund / Account Classification | 2019 Actual Amount* | 2020 Actual Amount* | 2021 Actual Amount* | 2022 Actual Amount* | 2023 Actual Amount* | 2023 Adopted Budget | 2023 YTD% Actual/Budget | 2024 Actual Amount | 2024 Adopted Budget | 2024 YTD% Actual/Budget | 2019 - 2024 Trend |
|--|---------------------|---------------------|---------------------|---------------------|---------------------|---------------------|-------------------------|--------------------|---------------------|-------------------------|-------------------|
| 210 Recorder | \$ 3,918,843 | \$ 4,355,930 | \$ 6,076,631 | \$ 4,754,672 | \$ 3,493,824 | \$ 5,605,326 | 62.3% | \$ 3,366,673 | \$ 3,942,870 | 85.4% | |
| 001 General Fund | \$ 3,183,434 | \$ 3,429,272 | \$ 4,957,488 | \$ 4,039,651 | \$ 2,913,529 | \$ 4,380,550 | 66.5% | \$ 2,859,708 | \$ 2,765,540 | 103.4% | |
| Revenue | \$ 3,183,434 | \$ 3,429,272 | \$ 4,957,488 | \$ 4,039,651 | \$ 2,913,529 | \$ 4,380,550 | 66.5% | \$ 2,859,708 | \$ 2,765,540 | 103.4% | |
| Charges for Services | \$ 3,183,337 | \$ 3,429,207 | \$ 4,957,422 | \$ 4,039,599 | \$ 2,913,489 | \$ 4,380,500 | 66.5% | \$ 2,859,682 | \$ 2,765,500 | 103.4% | |
| 34140 - Financing Statement Fees | \$ 10,965 | \$ 15,795 | \$ 13,170 | \$ 14,960 | \$ 15,220 | \$ 13,000 | 117.1% | \$ 16,425 | \$ 15,500 | 106.0% | |
| 34150 - Recording Fees | \$ 1,405,097 | \$ 1,796,177 | \$ 2,194,296 | \$ 1,428,974 | \$ 1,006,604 | \$ 1,732,500 | 58.1% | \$ 952,963 | \$ 965,000 | 98.8% | |
| 34160 - Certified Record Copy Fees | \$ 18,768 | \$ 9,182 | \$ 12,736 | \$ 11,567 | \$ 9,950 | \$ 10,000 | 99.5% | \$ 9,499 | \$ 10,000 | 95.0% | |
| 34170 - Revenue Tax Stamp Fees | \$ 1,748,507 | \$ 1,608,053 | \$ 2,737,220 | \$ 2,584,098 | \$ 1,881,714 | \$ 2,625,000 | 71.7% | \$ 1,880,795 | \$ 1,775,000 | 106.0% | |
| Interest Revenue | \$ 97 | \$ 65 | \$ 66 | \$ 51 | \$ 40 | \$ 50 | 80.7% | \$ 25 | \$ 40 | 63.7% | |
| 38000 - Investment Income | \$ 97 | \$ 65 | \$ 66 | \$ 51 | \$ 40 | \$ 50 | 80.7% | \$ 25 | \$ 40 | 63.7% | |
| 170 Recorder's Automation | \$ 735,408 | \$ 926,658 | \$ 1,119,143 | \$ 715,021 | \$ 580,295 | \$ 1,224,776 | 47.4% | \$ 506,966 | \$ 1,177,330 | 43.1% | |
| Revenue | \$ 735,408 | \$ 926,658 | \$ 1,119,143 | \$ 715,021 | \$ 580,295 | \$ 1,224,776 | 47.4% | \$ 506,966 | \$ 1,177,330 | 43.1% | |
| Charges for Services | \$ 705,750 | \$ 909,156 | \$ 1,119,960 | \$ 731,118 | \$ 519,816 | \$ 860,250 | 60.4% | \$ 488,643 | \$ 494,000 | 98.9% | |
| 34150 - Recording Fees | \$ 643,618 | \$ 829,697 | \$ 1,022,139 | \$ 667,146 | \$ 474,283 | \$ 785,250 | 60.4% | \$ 445,861 | \$ 450,000 | 99.1% | |
| 34180 - GIS Fees | \$ 62,132 | \$ 79,459 | \$ 97,821 | \$ 63,972 | \$ 45,533 | \$ 75,000 | 60.7% | \$ 42,782 | \$ 44,000 | 97.2% | |
| Reimbursements | \$ - | \$ - | \$ - | \$ - | \$ - | \$ - | 0.0% | \$ - | \$ - | 0.0% | |
| 37900 - Miscellaneous Reimbursement | \$ - | \$ - | \$ - | \$ - | \$ - | \$ - | 0.0% | \$ - | \$ - | 0.0% | |
| Interest Revenue | \$ 29,658 | \$ 17,502 | \$ (816) | \$ (16,097) | \$ 60,479 | \$ 4,260 | 1,419.7% | \$ 18,323 | \$ 46,491 | 39.4% | |
| 38000 - Investment Income | \$ 29,658 | \$ 17,502 | \$ (816) | \$ (16,097) | \$ 60,479 | \$ 4,260 | 1,419.7% | \$ 18,323 | \$ 46,491 | 39.4% | |
| Other | \$ - | \$ - | \$ - | \$ - | \$ - | \$ 360,266 | 0.0% | \$ - | \$ 636,839 | 0.0% | |
| 39900 - Fund Balance Utilization | \$ - | \$ - | \$ - | \$ - | \$ - | \$ 360,266 | 0.0% | \$ - | \$ 636,839 | 0.0% | |
| Grand Total | \$ 3,918,843 | \$ 4,355,930 | \$ 6,076,631 | \$ 4,754,672 | \$ 3,493,824 | \$ 5,605,326 | 62.3% | \$ 3,366,673 | \$ 3,942,870 | 85.4% | |

Committee Expense Budget Report - by Account Detail
Through October 31, 2024 (91.67% YTD, 88.46% Payroll Expense through Pay Period Ending 10/12/2024)
***2019, 2020, 2021, 2022, 2023 Actual Full Fiscal Year**

| Department / Fund / Account Classification | 2019 Actual Amount* | 2020 Actual Amount* | 2021 Actual Amount* | 2022 Actual Amount* | 2023 Actual Amount* | 2023 Adopted Budget | 2023 YTD% Actual/Budget | 2024 Actual Amount | 2024 Adopted Budget | 2024 YTD% Actual/Budget | 2019 - 2024 Trend |
|---|---------------------|---------------------|---------------------|---------------------|---------------------|---------------------|-------------------------|--------------------|---------------------|-------------------------|-------------------|
| 210 Recorder | \$ 1,349,247 | \$ 1,352,365 | \$ 1,426,756 | \$ 1,826,433 | \$ 1,479,013 | \$ 2,117,814 | 69.8% | \$ 1,125,327 | \$ 1,881,908 | 59.1% | |
| 001 General Fund | \$ 650,985 | \$ 663,302 | \$ 665,132 | \$ 665,768 | \$ 729,282 | \$ 893,038 | 81.7% | \$ 528,254 | \$ 704,578 | 72.8% | |
| Expenses | \$ 650,985 | \$ 663,302 | \$ 665,132 | \$ 665,768 | \$ 729,282 | \$ 893,038 | 81.7% | \$ 528,254 | \$ 704,578 | 72.8% | |
| Personnel Services- Salaries & Wages | \$ 546,574 | \$ 562,043 | \$ 560,670 | \$ 555,114 | \$ 599,112 | \$ 714,953 | 83.8% | \$ 526,520 | \$ 700,458 | 73.0% | |
| 40000 - Salaries and Wages | \$ 546,574 | \$ 581,514 | \$ 560,670 | \$ 555,114 | \$ 599,112 | \$ 696,683 | 86.0% | \$ 526,520 | \$ 700,457 | 75.2% | |
| 40002 - Non-Union Wage Increase | \$ - | \$ - | \$ - | \$ - | \$ - | \$ 18,270 | 0.0% | \$ - | \$ 1 | 0.0% | |
| 40003 - Cost of Living Increase | \$ - | \$ - | \$ - | \$ - | \$ - | \$ - | 0.0% | \$ - | \$ - | 0.0% | |
| 40009 - Salaries and Wages Subsidy | \$ - | \$ (19,471) | \$ - | \$ - | \$ - | \$ - | 0.0% | \$ - | \$ - | 0.0% | |
| Personnel Services- Employee Benefits | \$ 101,165 | \$ 98,793 | \$ 101,389 | \$ 107,679 | \$ 127,575 | \$ 173,965 | 73.3% | \$ - | \$ - | 0.0% | |
| 45000 - Healthcare Contribution | \$ 97,242 | \$ 99,118 | \$ 97,523 | \$ 103,987 | \$ 123,518 | \$ 168,561 | 73.3% | \$ - | \$ - | 0.0% | |
| 45009 - Healthcare Subsidy | \$ - | \$ (3,894) | \$ - | \$ - | \$ - | \$ - | 0.0% | \$ - | \$ - | 0.0% | |
| 45010 - Dental Contribution | \$ 3,923 | \$ 3,743 | \$ 3,866 | \$ 3,692 | \$ 4,057 | \$ 5,404 | 75.1% | \$ - | \$ - | 0.0% | |
| 45019 - Dental Subsidy | \$ - | \$ (174) | \$ - | \$ - | \$ - | \$ - | 0.0% | \$ - | \$ - | 0.0% | |
| Contractual Services | \$ 1,334 | \$ 1,341 | \$ 1,329 | \$ 1,358 | \$ 1,407 | \$ 2,050 | 68.6% | \$ 879 | \$ 2,050 | 42.9% | |
| 53120 - Employee Mileage Expense | \$ 384 | \$ 391 | \$ 379 | \$ 408 | \$ 457 | \$ 1,000 | 45.7% | \$ 779 | \$ 1,000 | 77.9% | |
| 53130 - General Association Dues | \$ 950 | \$ 950 | \$ 950 | \$ 950 | \$ 950 | \$ 1,050 | 90.5% | \$ 100 | \$ 1,050 | 9.5% | |
| Commodities | \$ 1,912 | \$ 1,125 | \$ 1,744 | \$ 1,617 | \$ 1,188 | \$ 2,070 | 57.4% | \$ 854 | \$ 2,070 | 41.3% | |
| 60000 - Office Supplies | \$ 1,912 | \$ 1,125 | \$ 1,744 | \$ 1,617 | \$ 1,188 | \$ 2,070 | 57.4% | \$ 854 | \$ 2,070 | 41.3% | |
| 60265 - Public Health Commodities - Coronavirus | \$ - | \$ - | \$ - | \$ - | \$ - | \$ - | 0.0% | \$ - | \$ - | 0.0% | |
| 170 Recorder's Automation | \$ 698,262 | \$ 689,063 | \$ 761,624 | \$ 1,160,665 | \$ 749,730 | \$ 1,224,776 | 61.2% | \$ 597,073 | \$ 1,177,330 | 50.7% | |
| Expenses | \$ 698,262 | \$ 689,063 | \$ 761,624 | \$ 1,160,665 | \$ 749,730 | \$ 1,224,776 | 61.2% | \$ 597,073 | \$ 1,177,330 | 50.7% | |
| Personnel Services- Salaries & Wages | \$ 177,536 | \$ 150,358 | \$ 155,244 | \$ 131,099 | \$ 112,890 | \$ 234,212 | 48.2% | \$ 99,666 | \$ 175,327 | 56.8% | |
| 40000 - Salaries and Wages | \$ 177,536 | \$ 152,648 | \$ 155,244 | \$ 131,099 | \$ 112,890 | \$ 227,370 | 49.7% | \$ 99,666 | \$ 170,219 | 58.6% | |
| 40002 - Non-Union Wage Increase | \$ - | \$ - | \$ - | \$ - | \$ - | \$ 6,842 | 0.0% | \$ - | \$ 1 | 0.0% | |
| 40003 - Cost of Living Increase | \$ - | \$ - | \$ - | \$ - | \$ - | \$ - | 0.0% | \$ - | \$ 5,107 | 0.0% | |
| 40009 - Salaries and Wages Subsidy | \$ - | \$ (2,290) | \$ - | \$ - | \$ - | \$ - | 0.0% | \$ - | \$ - | 0.0% | |
| Personnel Services- Employee Benefits | \$ 71,449 | \$ 56,401 | \$ 59,906 | \$ 45,276 | \$ 32,322 | \$ 93,749 | 34.5% | \$ 23,611 | \$ 106,741 | 22.1% | |
| 45000 - Healthcare Contribution | \$ 38,972 | \$ 28,332 | \$ 27,993 | \$ 20,219 | \$ 12,603 | \$ 56,854 | 22.2% | \$ 11,345 | \$ 79,419 | 14.3% | |
| 45009 - Healthcare Subsidy | \$ - | \$ (953) | \$ - | \$ - | \$ - | \$ - | 0.0% | \$ - | \$ - | 0.0% | |
| 45010 - Dental Contribution | \$ 1,598 | \$ 961 | \$ 1,050 | \$ 689 | \$ 384 | \$ 1,716 | 22.4% | \$ 360 | \$ 2,236 | 16.1% | |
| 45019 - Dental Subsidy | \$ - | \$ (36) | \$ - | \$ - | \$ - | \$ - | 0.0% | \$ - | \$ - | 0.0% | |
| 45100 - FICA/SS Contribution | \$ 13,012 | \$ 11,246 | \$ 11,431 | \$ 9,689 | \$ 8,424 | \$ 17,917 | 47.0% | \$ 7,433 | \$ 13,413 | 55.4% | |
| 45109 - FICA/SS Subsidy | \$ - | \$ (154) | \$ - | \$ - | \$ - | \$ - | 0.0% | \$ - | \$ - | 0.0% | |
| 45200 - IMRF Contribution | \$ 12,561 | \$ 11,778 | \$ 13,108 | \$ 8,617 | \$ 5,710 | \$ 12,062 | 47.3% | \$ 4,473 | \$ 8,030 | 55.7% | |
| 45209 - IMRF Subsidy | \$ - | \$ (184) | \$ - | \$ - | \$ - | \$ - | 0.0% | \$ - | \$ - | 0.0% | |
| 53010 - Workers Compensation | \$ 5,306 | \$ 5,412 | \$ 6,324 | \$ 6,061 | \$ 5,200 | \$ 5,200 | 100.0% | \$ - | \$ 3,643 | 0.0% | |
| Contractual Services | \$ 307,090 | \$ 370,796 | \$ 404,926 | \$ 462,417 | \$ 393,103 | \$ 517,583 | 75.9% | \$ 450,314 | \$ 516,030 | 87.3% | |
| 50150 - Contractual/Consulting Services | \$ 298,500 | \$ 363,860 | \$ 398,426 | \$ 454,931 | \$ 383,659 | \$ 493,000 | 77.8% | \$ 446,183 | \$ 493,000 | 90.5% | |
| 52130 - Repairs and Maint- Computers | \$ 1,983 | \$ - | \$ - | \$ - | \$ - | \$ 4,000 | 0.0% | \$ - | \$ 4,000 | 0.0% | |
| 52140 - Repairs and Maint- Copiers | \$ 2,405 | \$ 2,373 | \$ 2,340 | \$ 2,312 | \$ 2,511 | \$ 6,150 | 40.8% | \$ 2,310 | \$ 6,150 | 37.6% | |
| 53000 - Liability Insurance | \$ 3,969 | \$ 4,435 | \$ 4,032 | \$ 5,022 | \$ 6,839 | \$ 6,839 | 100.0% | \$ - | \$ 5,294 | 0.0% | |
| 53020 - Unemployment Claims | \$ 234 | \$ 128 | \$ 128 | \$ 152 | \$ 94 | \$ 94 | 100.0% | \$ - | \$ 86 | 0.0% | |
| 53090 - Film Conversion/Book Binding | \$ - | \$ - | \$ - | \$ - | \$ - | \$ 5,000 | 0.0% | \$ - | \$ 5,000 | 0.0% | |
| 53100 - Conferences and Meetings | \$ - | \$ - | \$ - | \$ - | \$ - | \$ 500 | 0.0% | \$ 1,820 | \$ 500 | 364.0% | |
| 53110 - Employee Training | \$ - | \$ - | \$ - | \$ - | \$ - | \$ 2,000 | 0.0% | \$ - | \$ 2,000 | 0.0% | |
| Commodities | \$ 57,226 | \$ 24,508 | \$ 20,297 | \$ 29,585 | \$ 26,200 | \$ 204,232 | 12.8% | \$ 23,482 | \$ 204,232 | 11.5% | |
| 60000 - Office Supplies | \$ 2,089 | \$ - | \$ - | \$ - | \$ - | \$ 4,000 | 0.0% | \$ - | \$ 4,000 | 0.0% | |
| 60010 - Operating Supplies | \$ 4,566 | \$ 3,955 | \$ 4,367 | \$ 4,319 | \$ 4,394 | \$ 8,000 | 54.9% | \$ 3,727 | \$ 8,000 | 46.6% | |
| 60020 - Computer Related Supplies | \$ 49,475 | \$ 20,088 | \$ 15,448 | \$ 24,085 | \$ 21,278 | \$ 190,500 | 11.2% | \$ 18,809 | \$ 190,500 | 9.9% | |
| 60050 - Books and Subscriptions | \$ 650 | \$ - | \$ - | \$ 675 | \$ - | \$ 800 | 0.0% | \$ 670 | \$ 800 | 83.8% | |
| 60265 - Public Health Commodities - Coronavirus | \$ - | \$ - | \$ - | \$ - | \$ - | \$ - | 0.0% | \$ - | \$ - | 0.0% | |

Committee Expense Budget Report - by Account Detail
Through October 31, 2024 (91.67% YTD, 88.46% Payroll Expense through Pay Period Ending 10/12/2024)
***2019, 2020, 2021, 2022, 2023 Actual Full Fiscal Year**

| Department / Fund / Account Classification | 2019 Actual Amount* | 2020 Actual Amount* | 2021 Actual Amount* | 2022 Actual Amount* | 2023 Actual Amount* | 2023 Adopted Budget | 2023 YTD% Actual/Budget | 2024 Actual Amount | 2024 Adopted Budget | 2024 YTD% Actual/Budget | 2019 - 2024 Trend |
|--|---------------------|---------------------|---------------------|---------------------|---------------------|---------------------|-------------------------|---------------------|---------------------|-------------------------|-------------------|
| 64000 - Telephone | \$ 446 | \$ 465 | \$ 482 | \$ 506 | \$ 528 | \$ 932 | 56.7% | \$ 276 | \$ 932 | 29.6% | |
| Capital | \$ 84,962 | \$ 87,000 | \$ 121,250 | \$ 492,289 | \$ 185,216 | \$ 175,000 | 105.8% | \$ - | \$ 175,000 | 0.0% | |
| 70000 - Computers | \$ 18,962 | \$ - | \$ - | \$ - | \$ - | \$ - | 0.0% | \$ - | \$ - | 0.0% | |
| 70020 - Computer Software- Capital | \$ 66,000 | \$ 87,000 | \$ 121,250 | \$ 480,294 | \$ 185,216 | \$ 175,000 | 105.8% | \$ - | \$ 175,000 | 0.0% | |
| 70050 - Printers | \$ - | \$ - | \$ - | \$ 11,995 | \$ - | \$ - | 0.0% | \$ - | \$ - | 0.0% | |
| Grand Total | \$ 1,349,247 | \$ 1,352,365 | \$ 1,426,756 | \$ 1,826,433 | \$ 1,479,013 | \$ 2,117,814 | 69.8% | \$ 1,125,327 | \$ 1,881,908 | 59.1% | |

Committee Expense Budget Report - by Account Detail
Through October 31, 2024 (91.67% YTD, 88.46% Payroll Expense through Pay Period Ending 10/12/2024)
***2019, 2020, 2021, 2022, 2023 Actual Full Fiscal Year**

| Department / Fund / Account Classification | 2019 Actual Amount* | 2020 Actual Amount* | 2021 Actual Amount* | 2022 Actual Amount* | 2023 Actual Amount* | 2023 Adopted Budget | 2023 YTD% Actual/Budget | 2024 Actual Amount | 2024 Adopted Budget | 2024 YTD% Actual/Budget | 2019 - 2024 Trend |
|---|---------------------|---------------------|---------------------|---------------------|---------------------|---------------------|-------------------------|--------------------|---------------------|-------------------------|-------------------|
| 230 Regional Office of Education | \$ 303,534 | \$ 315,952 | \$ 320,825 | \$ 411,252 | \$ 438,858 | \$ 471,354 | 93.1% | \$ 321,951 | \$ 333,485 | 93.8% | |
| 001 General Fund | \$ 303,534 | \$ 315,952 | \$ 320,825 | \$ 411,252 | \$ 438,858 | \$ 471,354 | 93.1% | \$ 321,951 | \$ 333,485 | 93.8% | |
| Expenses | \$ 303,534 | \$ 315,952 | \$ 320,825 | \$ 411,252 | \$ 438,858 | \$ 471,354 | 93.1% | \$ 321,951 | \$ 333,485 | 93.8% | |
| Personnel Services- Salaries & Wages | \$ 261,700 | \$ 270,614 | \$ 263,893 | \$ 337,158 | \$ 362,305 | \$ 327,763 | 110.5% | \$ 321,951 | \$ 328,910 | 95.0% | |
| 40000 - Salaries and Wages | \$ 261,700 | \$ 270,614 | \$ 263,893 | \$ 337,158 | \$ 362,305 | \$ 318,188 | 113.9% | \$ 321,951 | \$ 328,909 | 97.9% | |
| 40002 - Non-Union Wage Increase | \$ - | \$ - | \$ - | \$ - | \$ - | \$ 9,575 | 0.0% | \$ - | \$ 1 | 0.0% | |
| 40003 - Cost of Living Increase | \$ - | \$ - | \$ - | \$ - | \$ - | \$ - | 0.0% | \$ - | \$ - | 0.0% | |
| Personnel Services- Employee Benefits | \$ 41,834 | \$ 45,338 | \$ 56,932 | \$ 74,094 | \$ 76,553 | \$ 139,016 | 55.1% | \$ - | \$ - | 0.0% | |
| 45000 - Healthcare Contribution | \$ 41,203 | \$ 44,708 | \$ 56,391 | \$ 73,225 | \$ 75,844 | \$ 137,018 | 55.4% | \$ - | \$ - | 0.0% | |
| 45010 - Dental Contribution | \$ 631 | \$ 630 | \$ 541 | \$ 870 | \$ 709 | \$ 1,998 | 35.5% | \$ - | \$ - | 0.0% | |
| Contractual Services | \$ - | \$ - | \$ - | \$ - | \$ - | \$ 4,575 | 0.0% | \$ - | \$ 4,575 | 0.0% | |
| 50150 - Contractual/Consulting Services | \$ - | \$ - | \$ - | \$ - | \$ - | \$ 4,575 | 0.0% | \$ - | \$ 4,575 | 0.0% | |
| Grand Total | \$ 303,534 | \$ 315,952 | \$ 320,825 | \$ 411,252 | \$ 438,858 | \$ 471,354 | 93.1% | \$ 321,951 | \$ 333,485 | 93.8% | |

Committee Revenue Budget Report - by Account Detail
Through October 31, 2024 (91.67% YTD)
***2019, 2020, 2021, 2022, 2023 Actual Full Fiscal Year**

| Department / Fund / Account Classification | 2019 Actual Amount* | 2020 Actual Amount* | 2021 Actual Amount* | 2022 Actual Amount* | 2023 Actual Amount* | 2023 Adopted Budget | 2023 YTD% Actual/Budget | 2024 Actual Amount | 2024 Adopted Budget | 2024 YTD% Actual/Budget | 2019 - 2024 Trend |
|--|---------------------|---------------------|---------------------|---------------------|---------------------|---------------------|-------------------------|--------------------|---------------------|-------------------------|-------------------|
| 660 Veterans' Commission | \$ 323,646 | \$ 315,366 | \$ 315,272 | \$ 296,000 | \$ 496,520 | \$ 514,810 | 86.5% | \$ 539,828 | \$ 610,852 | 88.4% | |
| 380 Veterans' Commission | \$ 323,646 | \$ 315,366 | \$ 315,272 | \$ 296,000 | \$ 496,520 | \$ 514,810 | 86.5% | \$ 539,828 | \$ 610,852 | 88.4% | |
| Revenue | \$ 323,646 | \$ 315,366 | \$ 315,272 | \$ 296,000 | \$ 496,520 | \$ 514,810 | 86.5% | \$ 539,828 | \$ 610,852 | 88.4% | |
| Interest Revenue | \$ 18,081 | \$ 10,540 | \$ (344) | \$ (10,136) | \$ 34,055 | \$ 2,800 | 1,216.3% | \$ 12,595 | \$ 24,573 | 51.3% | |
| 38000 - Investment Income | \$ 18,081 | \$ 10,540 | \$ (344) | \$ (10,136) | \$ 34,055 | \$ 2,800 | 1,216.3% | \$ 12,595 | \$ 24,573 | 51.3% | |
| Other | \$ 1,086 | \$ 1,098 | \$ 1,150 | \$ 615 | \$ 950 | \$ 50,945 | 0.9% | \$ 875 | \$ 53,723 | 1.6% | |
| 38900 - Miscellaneous Other | \$ 1,086 | \$ 1,098 | \$ 1,150 | \$ 615 | \$ 950 | \$ 945 | 100.5% | \$ 875 | \$ 945 | 92.6% | |
| 39900 - Fund Balance Utilization | \$ - | \$ - | \$ - | \$ - | \$ - | \$ 50,000 | 0.0% | \$ - | \$ 52,778 | 0.0% | |
| Other Taxes | \$ - | \$ 391 | \$ 137 | \$ 469 | \$ 454 | \$ - | 0.0% | \$ - | \$ - | 0.0% | |
| 30170 - TIF Distribution Tax | \$ - | \$ 391 | \$ 137 | \$ 469 | \$ 454 | \$ - | 0.0% | \$ - | \$ - | 0.0% | |
| Property Taxes | \$ 304,479 | \$ 303,338 | \$ 306,030 | \$ 305,052 | \$ 461,061 | \$ 461,065 | 100.0% | \$ 526,358 | \$ 532,556 | 98.8% | |
| 30000 - Property Taxes | \$ 304,479 | \$ 303,338 | \$ 306,030 | \$ 304,294 | \$ 460,004 | \$ 461,065 | 99.8% | \$ 526,358 | \$ 532,556 | 98.8% | |
| 30005 - Property Tax Revenue Recapture | \$ - | \$ - | \$ - | \$ 758 | \$ 1,057 | \$ - | 0.0% | \$ - | \$ - | 0.0% | |
| Transfers In | \$ - | \$ - | \$ 8,300 | \$ - | \$ - | \$ - | 0.0% | \$ - | \$ - | 0.0% | |
| 39000 - Transfer From Other Funds | \$ - | \$ - | \$ 8,300 | \$ - | \$ - | \$ - | 0.0% | \$ - | \$ - | 0.0% | |
| Grand Total | \$ 323,646 | \$ 315,366 | \$ 315,272 | \$ 296,000 | \$ 496,520 | \$ 514,810 | 86.5% | \$ 539,828 | \$ 610,852 | 88.4% | |

Committee Expense Budget Report - by Account Detail
Through October 31, 2024 (91.67% YTD, 88.46% Payroll Expense through Pay Period Ending 10/12/2024)
***2019, 2020, 2021, 2022, 2023 Actual Full Fiscal Year**

| Department / Fund / Account Classification | 2019 Actual Amount* | 2020 Actual Amount* | 2021 Actual Amount* | 2022 Actual Amount* | 2023 Actual Amount* | 2023 Adopted Budget | 2023 YTD% Actual/Budget | 2024 Actual Amount | 2024 Adopted Budget | 2024 YTD% Actual/Budget | 2019 - 2024 Trend |
|---|---------------------|---------------------|---------------------|---------------------|---------------------|---------------------|-------------------------|--------------------|---------------------|-------------------------|-------------------|
| 660 Veterans' Commission | \$ 290,158 | \$ 291,229 | \$ 300,950 | \$ 309,930 | \$ 478,773 | \$ 514,810 | 83.4% | \$ 450,372 | \$ 610,852 | 73.7% | |
| 380 Veterans' Commission | \$ 290,158 | \$ 291,229 | \$ 300,950 | \$ 309,930 | \$ 478,773 | \$ 514,810 | 83.4% | \$ 450,372 | \$ 610,852 | 73.7% | |
| Expenses | \$ 290,158 | \$ 291,229 | \$ 300,950 | \$ 309,930 | \$ 478,773 | \$ 514,810 | 83.4% | \$ 450,372 | \$ 610,852 | 73.7% | |
| Personnel Services- Salaries & Wages | \$ 189,452 | \$ 194,558 | \$ 198,517 | \$ 203,240 | \$ 318,247 | \$ 290,797 | 97.2% | \$ 325,318 | \$ 361,632 | 90.0% | |
| 40000 - Salaries and Wages | \$ 189,452 | \$ 194,558 | \$ 198,517 | \$ 203,240 | \$ 318,247 | \$ 290,797 | 97.2% | \$ 325,318 | \$ 343,773 | 94.6% | |
| 40002 - Non-Union Wage Increase | \$ - | \$ - | \$ - | \$ - | \$ - | \$ - | 0.0% | \$ - | \$ 17,859 | 0.0% | |
| Personnel Services- Employee Benefits | \$ 84,565 | \$ 86,677 | \$ 89,139 | \$ 86,438 | \$ 107,892 | \$ 110,509 | 82.7% | \$ 97,368 | \$ 126,060 | 77.2% | |
| 45000 - Healthcare Contribution | \$ 51,720 | \$ 51,495 | \$ 51,166 | \$ 52,209 | \$ 60,537 | \$ 64,577 | 76.8% | \$ 57,981 | \$ 72,108 | 80.4% | |
| 45010 - Dental Contribution | \$ 1,543 | \$ 1,454 | \$ 1,589 | \$ 1,589 | \$ 1,706 | \$ 2,254 | 67.4% | \$ 1,731 | \$ 1,985 | 87.2% | |
| 45100 - FICA/SS Contribution | \$ 13,496 | \$ 14,051 | \$ 14,194 | \$ 14,285 | \$ 22,884 | \$ 22,246 | 91.4% | \$ 23,512 | \$ 27,665 | 85.0% | |
| 45200 - IMRF Contribution | \$ 13,050 | \$ 14,716 | \$ 16,274 | \$ 12,684 | \$ 15,496 | \$ 14,976 | 91.9% | \$ 14,144 | \$ 16,563 | 85.4% | |
| 53010 - Workers Compensation | \$ 4,756 | \$ 4,961 | \$ 5,916 | \$ 5,671 | \$ 7,269 | \$ 6,456 | 100.0% | \$ - | \$ 7,739 | 0.0% | |
| Contractual Services | \$ 13,102 | \$ 7,708 | \$ 10,177 | \$ 17,852 | \$ 28,056 | \$ 94,180 | 29.0% | \$ 14,294 | \$ 102,796 | 13.9% | |
| 50160 - Legal Services | \$ - | \$ - | \$ - | \$ - | \$ 6,009 | \$ 50,000 | 12.0% | \$ 2,096 | \$ 50,000 | 4.2% | |
| 50235 - Public Health Services - Coronavirus | \$ - | \$ - | \$ - | \$ - | \$ - | \$ - | 0.0% | \$ - | \$ - | 0.0% | |
| 52140 - Repairs and Maint- Copiers | \$ 269 | \$ 196 | \$ 143 | \$ 200 | \$ 269 | \$ 150 | 179.0% | \$ 184 | \$ 200 | 92.2% | |
| 53000 - Liability Insurance | \$ 3,557 | \$ 4,067 | \$ 3,772 | \$ 4,699 | \$ 9,561 | \$ 8,492 | 100.0% | \$ - | \$ 11,247 | 0.0% | |
| 53020 - Unemployment Claims | \$ 210 | \$ 117 | \$ 120 | \$ 142 | \$ 132 | \$ 117 | 100.0% | \$ - | \$ 181 | 0.0% | |
| 53060 - General Printing | \$ - | \$ - | \$ 129 | \$ 237 | \$ 302 | \$ 500 | 60.3% | \$ 269 | \$ 500 | 53.8% | |
| 53100 - Conferences and Meetings | \$ 1,750 | \$ 91 | \$ 701 | \$ 1,466 | \$ 2,067 | \$ 1,476 | 140.1% | \$ 676 | \$ 1,802 | 37.5% | |
| 53110 - Employee Training | \$ 5,974 | \$ 2,647 | \$ 4,505 | \$ 10,155 | \$ 8,082 | \$ 8,061 | 84.8% | \$ 10,287 | \$ 13,376 | 76.9% | |
| 53120 - Employee Mileage Expense | \$ 841 | \$ 350 | \$ 306 | \$ 552 | \$ 1,185 | \$ 984 | 120.4% | \$ 332 | \$ 1,040 | 31.9% | |
| 53130 - General Association Dues | \$ 500 | \$ 240 | \$ 500 | \$ 400 | \$ 450 | \$ 400 | 100.0% | \$ 450 | \$ 450 | 100.0% | |
| 55000 - Miscellaneous Contractual Exp | \$ - | \$ - | \$ - | \$ - | \$ - | \$ 24,000 | 0.0% | \$ - | \$ 24,000 | 0.0% | |
| Commodities | \$ 3,040 | \$ 2,111 | \$ 2,895 | \$ 2,401 | \$ 2,804 | \$ 6,956 | 40.3% | \$ 1,508 | \$ 8,479 | 17.8% | |
| 60000 - Office Supplies | \$ 1,143 | \$ 315 | \$ 843 | \$ 170 | \$ 577 | \$ 683 | 84.5% | \$ 315 | \$ 642 | 49.1% | |
| 60050 - Books and Subscriptions | \$ 245 | \$ 256 | \$ 271 | \$ 507 | \$ 369 | \$ 271 | 136.3% | \$ - | \$ 288 | 0.0% | |
| 60060 - Computer Software- Non Capital | \$ - | \$ - | \$ - | \$ 15 | \$ - | \$ 4,003 | 0.0% | \$ - | \$ 4,960 | 0.0% | |
| 60070 - Computer Hardware- Non Capital | \$ 21 | \$ 146 | \$ - | \$ - | \$ 21 | \$ - | 0.0% | \$ - | \$ - | 0.0% | |
| 60265 - Public Health Commodities - Coronavirus | \$ - | \$ - | \$ - | \$ 22 | \$ - | \$ - | 0.0% | \$ - | \$ - | 0.0% | |
| 64000 - Telephone | \$ 1,630 | \$ 1,395 | \$ 1,781 | \$ 1,687 | \$ 1,675 | \$ 1,999 | 83.8% | \$ 977 | \$ 2,109 | 46.3% | |
| 64010 - Cellular Phone | \$ - | \$ - | \$ - | \$ - | \$ 161 | \$ - | 0.0% | \$ 216 | \$ 480 | 45.0% | |
| Capital | \$ - | \$ 175 | \$ 222 | \$ - | \$ 9,406 | \$ - | 0.0% | \$ - | \$ - | 0.0% | |
| 70030 - Computer Software License Cost | \$ - | \$ 175 | \$ 222 | \$ - | \$ - | \$ - | 0.0% | \$ - | \$ - | 0.0% | |
| 70080 - Office Furniture | \$ - | \$ - | \$ - | \$ - | \$ 9,406 | \$ - | 0.0% | \$ - | \$ - | 0.0% | |
| Contingency and Other | \$ - | \$ - | \$ - | \$ - | \$ - | \$ - | 0.0% | \$ - | \$ - | 0.0% | |
| 89000 - Addition to Fund Balance | \$ - | \$ - | \$ - | \$ - | \$ - | \$ - | 0.0% | \$ - | \$ - | 0.0% | |
| Transfers Out | \$ - | \$ - | \$ - | \$ - | \$ 12,368 | \$ 12,368 | 100.0% | \$ 11,885 | \$ 11,885 | 100.0% | |
| 99001 - Transfer to General Fund 001 | \$ - | \$ - | \$ - | \$ - | \$ 12,368 | \$ 12,368 | 100.0% | \$ 11,885 | \$ 11,885 | 100.0% | |
| Grand Total | \$ 290,158 | \$ 291,229 | \$ 300,950 | \$ 309,930 | \$ 478,773 | \$ 514,810 | 83.4% | \$ 450,372 | \$ 610,852 | 73.7% | |

STATE OF ILLINOIS)
 SS.
COUNTY OF KANE)

PRESENTATION/DISCUSSION NO. TMP-24-3205
MONTHLY REPORT

KANE COUNTY RECORDER'S OFFICE
SANDY WEGMAN
MONTHLY TOTALS OF REVENUE ACTIVITY
OCTOBER 2024

| ACCOUNT | DESCRIPTION | FY24 ESTIMATE | MONTH-TO-DATE | | YEAR-TO-DATE | | BUDGET | |
|--------------|-----------------------------|-----------------------|---------------------|-----------------------|----------------|-----------------------|---------------------|--|
| | | | ACTUAL | ACTUAL | REALIZED % | 11th Month - (91.67%) | Difference | |
| 34140 | <i>Financing Statements</i> | \$15,500.00 | \$ 1,630.00 | 16,665.00 | 107.52% | \$14,208.85 | \$2,456.15 | |
| 34150 | <i>Recordings</i> | \$965,000.00 | 104,875.20 | 963,669.33 | 99.86% | 884,615.50 | 79,053.83 | |
| 34160 | <i>Certified Copies</i> | \$10,000.00 | 1,529.37 | 11,028.38 | 110.28% | 9,167.00 | 1,861.38 | |
| 34170 | <i>Revenue Tax Stamps</i> | \$1,775,000.00 | 176,191.75 | 1,902,423.00 | 107.18% | 1,627,142.50 | 275,280.50 | |
| 38000 | <i>Bank Interest</i> | \$40.00 | 1.69 | 27.18 | 67.95% | 36.67 | (\$9.49) | |
| TOTAL | | \$2,765,540.00 | \$284,228.01 | \$2,893,812.89 | 104.64% | \$2,535,170.52 | \$358,642.37 | |

MONTHLY RECORDER REPORT
October 31, 2024

FEES COLLECTED

| | |
|--------------------------|------------|
| General Recordings | 104,875.20 |
| Financing Statement Fees | 1,630.00 |
| General Photo | 1,529.37 |
| Interest | 1.69 |

| | |
|---------------------------------|---------------------|
| FEES COLLECTED - PAID TO COUNTY | ----- 108,036.26 |
|---------------------------------|---------------------|

| | |
|---|------------|
| COUNTY PORTION OF REAL ESTATE TAX REVENUE Amount Collected by Kane County Recorder | 176,191.75 |
|---|------------|

| | |
|--|---------------------|
| TOTAL COUNTY TAX REVENUE PAID TO TREASURER | ----- 176,191.75 |
|--|---------------------|

| | |
|---|----------------------------|
| TOTAL COLLECTED FOR GENERAL FUND | 284,228.01 ***** |
|---|----------------------------|

| | |
|---|------------|
| STATE PORTION OF REAL ESTATE REVENUE Amount Collected by County Recorder | 352,546.50 |
|---|------------|

| | |
|-------------------------|---------------------|
| TOTAL STATE TAX REVENUE | ----- 352,546.50 |
|-------------------------|---------------------|

| | |
|--|-----------------------|
| FEES COLLECTED FOR RECORDER'S RECORD FUND (AUTOMATION FUND) RRF @ Fees GIS | 49,622.50 4,756.00 |
|--|-----------------------|

| | |
|---|---------------------------|
| TOTAL COLLECTED FOR RECORDER RECORD FUND | 54,378.50 ***** |
|---|---------------------------|

| | |
|--------------------------------|---|
| Documents Recorded without Fee | 6 |
|--------------------------------|---|

Submitted By: _____

Received By: _____

Dated: _____

**COMPARISON REPORT OF RECORDER
OCTOBER 2023 VS OCTOBER 2024**

| CATEGORIES | 2023 | 2024 | DIFFERENCE |
|---|-------------------|-------------------|--------------------|
| Total Collected For General Fund | 336,680.90 | 284,228.01 | (52,452.89) |
| Total County Tax Revenue | 239,493.00 | 176,191.75 | (63,301.25) |
| Fees Collected and Paid to County | 97,187.90 | 108,036.26 | 10,848.36 |
| -Recording Fees Collected for Gen. Fund | 95,059.11 | 104,875.20 | 9,816.09 |
| -Financing Statement Fees | 1,350.00 | 1,630.00 | 280.00 |
| -Photo Copies | 772.89 | 1,529.37 | 756.48 |
| -Interest | 5.90 | 1.69 | (4.21) |
| Total Collected For Recorder Record Fund | 48,186.50 | 54,378.50 | 6,192.00 |
| RRF @ Fees | 43,973.50 | 49,622.50 | 5,649.00 |
| GIS | 4,213.00 | 4,756.00 | 543.00 |
| Total State Tax Revenue | 478,986.00 | 352,546.50 | (126,439.50) |
| Statistics | | | |
| Total Documents Recorded - Filed | 4,223 | 4,762 | 539 |
| Real Estate Docs Recorded | 4,134 | 4,661 | 527 |
| Financing Statements Filed | 79 | 95 | 16 |
| Deed with Declarations for Revenue Stamps | 765 | 779 | 14 |
| Number of Documents Recorded without Fee | 10 | 6 | (4) |
| Average Number of Daily Documents | 201 | 216 | 15 |
| Number of Working Days | 21 | 22 | 1 |

| <u>Recorder's Office Business Report</u> | September 2023 | September 2024 | October 2023 | October 2024 | November 2023 | November 2024 | FY23 TOTAL | FY24 TOTAL |
|---|-------------------|-------------------|-----------------|-------------------|------------------|------------------|---------------|---------------------|
| Total Collected For General Fund | 236,372.57 | 273,030.13 | 336,680.90 | 284,228.01 | | 0.00 | 2,707,329.94 | 2,893,812.89 |
| Total County Real Estate Transfer Tax | 150,788.00 | 178,310.00 | 239,493.00 | 176,191.75 | | 0.00 | 1,756,069.02 | 1,902,423.00 |
| Fees Collected Paid to County | 85,584.57 | 94,720.13 | 97,187.90 | 108,036.26 | | 0.00 | 951,260.92 | 991,389.89 |
| -Recording Fees Collected (Gen. Fund) | 84,016.00 | 92,629.50 | 95,059.11 | 104,875.20 | | 0.00 | 928,028.38 | 963,669.33 |
| -Financing Statement Fees | 985.00 | 1,515.00 | 1,350.00 | 1,630.00 | | 0.00 | 14,215.00 | 16,665.00 |
| -Photo Copies | 579.63 | 574.07 | 772.89 | 1,529.37 | | 0.00 | 8,979.65 | 11,028.38 |
| -Interest | 3.94 | 1.56 | 5.90 | 1.69 | | 0.00 | 37.89 | 27.18 |
| Total Collected For Recorder Record Fund | 43,329.00 | 48,388.50 | 48,186.50 | 54,378.50 | | 0.00 | 478,828.50 | 498,935.50 |
| RRF @ Fees | 39,540.00 | 44,153.50 | 43,973.50 | 49,622.50 | | 0.00 | 436,879.50 | 455,232.50 |
| GIS | 3,789.00 | 4,235.00 | 4,213.00 | 4,756.00 | | 0.00 | 41,949.00 | 43,703.00 |
| Total State Real Estate Transfer Tax | 301,576.00 | 356,620.00 | 478,986.00 | 352,546.50 | | 0.00 | 3,512,325.50 | 3,805,009.00 |
| Statistics | | | | | | | | |
| Total Documents Recorded - Filed | 3,791 | 4,242 | 4,223 | 4,762 | | 0 | 42,037 | 43,774 |
| Real Estate Documents Recorded | 3,730 | 4,154 | 4,134 | 4,661 | | 0 | 41,124 | 42,745 |
| Financing Statements Filed | 59 | 81 | 79 | 95 | | 0 | 825 | 958 |
| Deeds w/Declarations for Revenue Stamps | 672 | 791 | 765 | 779 | | 0 | 7,544 | 7,850 |
| Number of Documents Recorded w/o Fee | 2 | 7 | 10 | 6 | | 0 | 88 | 71 |
| Average Number of Daily Documents | 190 | 212 | 201 | 216 | | 0 | 184 | 191 |
| Number of Working Days | 20 | 20 | 21 | 22 | | 0 | 228 | 229 |

| Recorder's Office Business Report | June 2024 | July 2024 | August 2024 | September 2024 | October 2024 | November 2024 | Total |
|---|-------------------|-------------------|-------------------|-------------------|-------------------|------------------|---------------------|
| Total Collected For General Fund | 352,253.13 | 272,014.29 | 297,987.98 | 273,030.13 | 284,228.01 | 0.00 | 1,479,513.54 |
| Total County Real Estate Transfer Tax | 258,558.25 | 176,223.50 | 197,383.75 | 178,310.00 | 176,191.75 | 0.00 | 986,667.25 |
| Fees Collected Paid to County | 93,694.88 | 95,790.79 | 100,604.23 | 94,720.13 | 108,036.26 | 0.00 | 492,846.29 |
| -Recording Fees Collected (Gen. Fund) | 90,742.00 | 93,360.50 | 97,791.50 | 92,629.50 | 104,875.20 | 0.00 | 479,398.70 |
| -Financing Statement Fees | 2,140.00 | 1,530.00 | 2,200.00 | 1,515.00 | 1,630.00 | 0.00 | 9,015.00 |
| -Photo Copies | 809.34 | 898.10 | 610.27 | 574.07 | 1,529.37 | 0.00 | 4,421.15 |
| -Interest | 3.54 | 2.19 | 2.46 | 1.56 | 1.69 | 0.00 | 11.44 |
| Total Collected For Recorder Record Fund | 47,722.00 | 48,462.50 | 50,233.50 | 48,388.50 | 54,378.50 | 0.00 | 249,185.00 |
| RRF @ Fees | 43,548.00 | 44,213.50 | 45,833.50 | 44,153.50 | 49,622.50 | 0.00 | 227,371.00 |
| GIS | 4,174.00 | 4,249.00 | 4,400.00 | 4,235.00 | 4,756.00 | 0.00 | 21,814.00 |
| Total State Real Estate Transfer Tax | 517,116.50 | 352,447.00 | 394,767.50 | 356,620.00 | 352,546.50 | 0.00 | 1,973,497.50 |
| | | | | | | | |
| Statistics | | | | | | | |
| Total Documents Recorded - Filed | 4,180 | 4,252 | 4,408 | 4,242 | 4,762 | 0 | 21,844 |
| Real Estate Documents Recorded | 4,052 | 4,162 | 4,275 | 4,154 | 4,661 | 0 | 21,304 |
| Financing Statements Filed | 122 | 87 | 125 | 81 | 95 | 0 | 510 |
| Deeds w/Declarations for Revenue Stamps | 817 | 826 | 825 | 791 | 779 | 0 | 4,038 |
| Number of Documents Recorded w/o Fee | 6 | 3 | 8 | 7 | 6 | 0 | 30 |
| Average Number of Daily Documents | 220 | 193 | 200 | 212 | 216 | 0 | 208 |
| Number of Working Days | 19 | 22 | 22 | 20 | 22 | 0 | 105 |

Totals Collected by the Recorder's Office by Fund

| | December 2023 | January 2024 | February 2024 | March 2024 | April 2024 | May 2024 | June 2024 | July 2024 | August 2024 | September 2024 | October 2024 | November 2024 | FY2024 TOTAL |
|------------------------------------|------------------|-----------------|------------------|---------------|---------------|-------------|--------------|--------------|----------------|-------------------|-----------------|------------------|-----------------|
| COUNTY | | | | | | | | | | | | | |
| 001 General Fund | 232,079.41 | 213,350.76 | 202,937.54 | 200,168.20 | 289,483.55 | 276,279.89 | 352,253.13 | 272,014.29 | 297,987.98 | 273,030.13 | 284,228.01 | 0.00 | 2,893,812.89 |
| 100 County Automation | 271.00 | 609.75 | 271.00 | 338.75 | 271.00 | 271.00 | 0.00 | 609.75 | 271.00 | 338.75 | 271.00 | 0.00 | 3,523.00 |
| 101 Geographic Information Systems | 87,186.00 | 81,619.00 | 82,492.00 | 86,433.00 | 101,502.00 | 103,209.00 | 103,683.00 | 105,190.00 | 109,034.00 | 105,116.00 | 221,957.00 | 0.00 | 1,187,421.00 |
| 170 Recorder's Automation | 40,074.50 | 37,569.00 | 37,943.50 | 39,925.00 | 46,689.50 | 47,549.00 | 47,722.00 | 48,462.50 | 50,233.50 | 48,388.50 | 54,378.50 | 0.00 | 498,935.50 |
| Totals Collected for County | 359,610.91 | 333,148.51 | 323,644.04 | 326,864.95 | 437,946.05 | 427,308.89 | 503,658.13 | 426,276.54 | 457,526.48 | 426,873.38 | 560,834.51 | 0.00 | 4,583,692.39 |
| STATE | | | | | | | | | | | | | |
| Real Estate Transfer Tax | 305,785.50 | 273,247.50 | 257,792.50 | 242,023.50 | 387,596.00 | 365,066.50 | 517,116.50 | 352,447.00 | 394,767.50 | 356,620.00 | 352,546.50 | 0.00 | 3,805,009.00 |
| Rental Housing Support Surcharge | 59,634.00 | 57,168.00 | 56,934.00 | 59,328.00 | 70,110.00 | 72,216.00 | 72,396.00 | 73,386.00 | 76,590.00 | 73,242.00 | 83,070.00 | 0.00 | 754,074.00 |
| Totals Collected for State | 365,419.50 | 330,415.50 | 314,726.50 | 301,351.50 | 457,706.00 | 437,282.50 | 589,512.50 | 425,833.00 | 471,357.50 | 429,862.00 | 435,616.50 | 0.00 | 4,559,083.00 |

STATE OF ILLINOIS)

SS.

COUNTY OF KANE)

REPORT NO. TMP-24-3193

MONTHLY REPORT

**COUNTY OF KANE
OFFICE OF THE TREASURER
Geneva, Illinois 60134
Phone: (630) 232-3565
Fax: (630) 208-7549**

To: Public Service Committee
From: Christopher J. Lauzen, CPA, MBA
Date: November 21, 2024
Subject: October Report

Dear Committee Members,

Attached are the following reports:

- Payment Processing Report for YTD Current Year and YTD Prior Year
- J.E.M Payment Account Activity Monthly Reports

Please contact me for additional information concerning these reports.

Sincerely,



Christopher J Lauzen, CPA, MBA
Treasurer of Kane County

COUNTY OF KANE

OFFICE OF THE TREASURER

CHRISTOPHER J LAUZEN, CPA, MBA

| October | 2022 Payable 2023 Payments Year-To-Date | 2023 Payable 2024 Payments Year-To-Date |
|-----------------------------------|---|---|
| TOTAL PROPERTY TAXES DUE | \$ 1,494,677,671 | \$ 1,584,322,514 |
| Total First Installment Paid | \$ 747,725,995 | \$ 792,875,657 |
| Total Second Installment Paid | \$ 746,374,910 | \$ 790,957,186 |
| Lockbox Processing | \$ 228,321,535 | \$ 207,840,795 |
| Internet Credit & Debit Card | \$ 19,239,521 | \$ 24,491,263 |
| E-Check & ACH Processing | \$ 275,302,044 | \$ 315,486,659 |
| Credit Card at Treasurer's Office | \$ 892,666 | \$ 1,119,325 |

15% ↑

PAYMENT PROCESSING REPORT

10/31/2023

| TWP | Total Due | Total Paid | % | First Installment Due | First Installment Paid | % | Second Installment Due | Second Installment Paid | % |
|-------|---------------|---------------|------|-----------------------------|------------------------------|------|------------------------------|-------------------------------|------|
| AU | 224,615,665 | 224,461,918 | 100% | 112,415,769 | 112,349,657 | 100% | 112,199,896 | 112,112,261 | 100% |
| BA | 121,581,015 | 121,562,808 | 100% | 60,833,956 | 60,825,319 | 100% | 60,747,059 | 60,737,490 | 100% |
| BR | 6,397,846 | 6,396,577 | 100% | 3,200,585 | 3,199,950 | 100% | 3,197,261 | 3,196,627 | 100% |
| BB | 60,678,105 | 60,676,140 | 100% | 30,349,726 | 30,349,288 | 100% | 30,328,379 | 30,326,851 | 100% |
| BU | 8,141,949 | 8,141,825 | 100% | 4,083,431 | 4,083,369 | 100% | 4,058,518 | 4,058,456 | 100% |
| CA | 66,390,663 | 66,351,474 | 100% | 33,206,964 | 33,187,610 | 100% | 33,183,699 | 33,163,864 | 100% |
| DU | 198,894,632 | 198,824,994 | 100% | 99,500,389 | 99,466,820 | 100% | 99,394,243 | 99,358,174 | 100% |
| EL | 234,444,340 | 234,361,388 | 100% | 117,314,710 | 117,273,926 | 100% | 117,129,631 | 117,087,462 | 100% |
| GE | 125,628,153 | 125,626,579 | 100% | 62,987,282 | 62,986,638 | 100% | 62,640,871 | 62,639,941 | 100% |
| HA | 29,860,127 | 29,859,115 | 100% | 14,945,213 | 14,944,707 | 100% | 14,914,914 | 14,914,408 | 100% |
| KA | 5,445,481 | 5,444,793 | 100% | 2,723,403 | 2,723,059 | 100% | 2,722,079 | 2,721,735 | 100% |
| PL | 39,742,839 | 39,736,727 | 100% | 19,885,851 | 19,881,616 | 100% | 19,856,988 | 19,855,112 | 100% |
| RU | 81,404,984 | 81,397,734 | 100% | 40,748,927 | 40,745,400 | 100% | 40,656,058 | 40,652,334 | 100% |
| SC | 211,921,300 | 211,790,192 | 100% | 105,994,794 | 105,929,817 | 100% | 105,926,507 | 105,860,375 | 100% |
| SG | 71,607,134 | 71,571,297 | 100% | 35,827,984 | 35,814,964 | 100% | 35,779,150 | 35,756,333 | 100% |
| VI | 7,923,437 | 7,897,345 | 100% | 3,964,695 | 3,963,855 | 100% | 3,958,742 | 3,933,490 | 99% |
| Total | 1,494,677,671 | 1,494,100,905 | 100% | 747,983,679 | 747,725,995 | 100% | 746,693,993 | 746,374,910 | 100% |
| | | 99.96% | | | 99.97% | | | 99.96% | |

2022 PAYABLE 2023**JPMORGAN CHASE BANK
LOCKBOX PAYMENTS**

| DATE | NUMBER OF PAYMENTS | AMOUNT |
|-------------|---------------------------|---------------|
| 05/09/23 | 3775 | 13,226,782.31 |
| 05/10/23 | 1370 | 4,752,706.87 |
| 05/11/23 | 185 | 689,415.09 |
| 05/12/23 | 1376 | 4,767,610.07 |
| 05/15/23 | 1921 | 6,956,116.96 |
| 05/16/23 | 2631 | 10,838,544.55 |
| 05/17/23 | 690 | 3,418,824.05 |
| 05/18/23 | 1400 | 4,980,573.11 |
| 05/19/23 | 1255 | 4,734,268.93 |
| 05/22/23 | 1033 | 4,018,210.10 |
| 05/23/23 | 1838 | 7,860,907.85 |
| 05/24/23 | 836 | 4,061,183.97 |
| 05/25/23 | 1611 | 6,187,163.79 |
| 05/26/23 | 975 | 3,371,305.37 |
| 05/30/23 | 2783 | 10,971,673.88 |
| 05/31/23 | 0 | - |
| 06/01/23 | 5039 | 20,653,718.92 |
| 06/02/23 | 2782 | 12,460,287.66 |
| 06/05/23 | 1783 | 8,535,883.61 |
| 06/06/23 | 748 | 2,993,888.61 |
| 06/07/23 | 205 | 1,048,855.29 |
| 06/08/23 | 47 | 280,970.44 |
| 06/09/23 | 80 | 301,416.43 |
| 06/12/23 | 4 | 7,683.17 |
| 08/08/23 | 738 | 3,243,227.43 |
| 08/09/23 | 175 | 894,927.85 |
| 08/10/23 | 330 | 1,174,996.17 |
| 08/11/23 | 231 | 848,577.68 |
| 08/14/23 | 417 | 1,960,168.45 |
| 08/15/23 | 871 | 3,890,152.13 |
| 08/16/23 | 245 | 1,417,158.48 |
| 08/17/23 | 334 | 1,382,429.74 |
| 08/18/23 | 374 | 1,422,197.95 |
| 08/21/23 | 1222 | 5,766,704.49 |
| 08/22/23 | 1355 | 5,442,917.64 |
| 08/23/23 | 364 | 2,081,815.20 |
| 08/24/23 | 391 | 2,446,031.54 |
| 08/25/23 | 1403 | 5,941,463.69 |
| 08/28/23 | 816 | 3,888,165.31 |
| 08/29/23 | 772 | 7,302,681.83 |
| 08/30/23 | 1763 | 8,931,012.17 |
| 08/31/23 | 1697 | 7,379,293.15 |
| 09/01/23 | 1428 | 6,124,035.27 |
| 09/05/23 | 2085 | 9,591,230.87 |
| 09/06/23 | 1269 | 6,129,717.28 |
| 09/07/23 | 0 | - |
| 09/08/23 | 538 | 2,708,200.51 |
| 09/11/23 | 257 | 1,226,662.42 |
| 09/12/23 | 3 | 9,776.50 |

| | | |
|---------------|--------------|-----------------------|
| TOTALS | 53445 | 228,321,534.78 |
|---------------|--------------|-----------------------|

2022 PAYABLE 2023**INTERNET CREDIT & DEBIT CARD PAYMENTS**

| MONTH | TAX AMOUNT PAID | NUMBER |
|---------------|-------------------------|---------------|
| 09/27/23 | 40,616.00 | 13 |
| 09/28/23 | 31,523.76 | 13 |
| 09/29/23 | 65,830.50 | 15 |
| 09/30/23 | 81,477.25 | 20 |
| 10/01/23 | 40,513.24 | 13 |
| 10/02/23 | 44,611.16 | 17 |
| 10/03/23 | 17,162.74 | 9 |
| 10/04/23 | 12,218.60 | 7 |
| 10/05/23 | 98,583.60 | 35 |
| 10/06/23 | 99,582.43 | 35 |
| 10/07/23 | 71,905.27 | 24 |
| 10/08/23 | 22,234.67 | 12 |
| 10/09/23 | 53,224.79 | 19 |
| 10/10/23 | 49,035.02 | 12 |
| 10/11/23 | 74,815.46 | 15 |
| 10/12/23 | 35,510.34 | 19 |
| 10/13/23 | 63,657.64 | 22 |
| 10/14/23 | 12,698.30 | 5 |
| 10/15/23 | 22,488.93 | 7 |
| 10/16/23 | 61,346.69 | 17 |
| 10/17/23 | 50,177.13 | 16 |
| 10/18/23 | 37,050.15 | 14 |
| 10/19/23 | 54,148.65 | 13 |
| 10/20/23 | 151,468.07 | 40 |
| 10/21/23 | 43,033.09 | 9 |
| 10/22/23 | 14,439.75 | 6 |
| 10/23/23 | 86,534.18 | 29 |
| 10/24/23 | 80,201.70 | 85 |
| 10/25/23 | 79,500.70 | 26 |
| 10/26/23 | 173,922.53 | 29 |
| TOTALS | \$ 19,239,520.58 | 5582 |

2022 PAYABLE 2023

INTERNET CREDIT & DEBIT CARD PAYMENTS

| MONTH | TAX AMOUNT PAID | NUMBER |
|----------|-----------------|--------|
| 04/25/23 | 35,962.90 | 8 |
| 04/26/23 | 52,623.01 | 12 |
| 04/27/23 | 27,080.44 | 5 |
| 04/28/23 | 66,128.17 | 12 |
| 04/29/23 | 44,790.56 | 5 |
| 04/30/23 | 58,252.28 | 13 |
| 05/01/23 | 128,927.20 | 44 |
| 05/02/23 | 172,932.19 | 38 |
| 05/03/23 | 169,520.84 | 44 |
| 05/04/23 | 98,592.49 | 29 |
| 05/05/23 | 76,185.47 | 23 |
| 05/06/23 | 58,758.97 | 24 |
| 05/07/23 | 64,874.21 | 19 |
| 05/08/23 | 93,517.57 | 39 |
| 05/09/23 | 90,069.15 | 33 |
| 05/10/23 | 48,788.64 | 20 |
| 05/11/23 | 56,111.72 | 22 |
| 05/12/23 | 172,407.18 | 41 |
| 05/13/23 | 51,677.52 | 21 |
| 05/14/23 | 109,520.22 | 27 |
| 05/15/23 | 92,801.38 | 28 |
| 05/16/23 | 126,046.16 | 45 |
| 05/17/23 | 121,135.33 | 49 |
| 05/18/23 | 100,685.30 | 31 |
| 05/19/23 | 173,165.13 | 41 |
| 05/20/23 | 110,551.14 | 35 |
| 05/21/23 | 84,693.61 | 21 |
| 05/22/23 | 256,045.75 | 70 |
| 05/23/23 | 233,357.73 | 63 |
| 05/24/23 | 225,073.17 | 68 |
| 05/25/23 | 317,993.65 | 90 |
| 05/26/23 | 307,897.20 | 92 |
| 05/27/23 | 167,664.74 | 56 |
| 05/28/23 | 254,876.70 | 67 |
| 05/29/23 | 287,079.02 | 81 |
| 05/30/23 | 1,016,091.14 | 255 |
| 05/31/23 | 1,102,025.04 | 320 |
| 06/01/23 | 1,285,537.59 | 376 |
| 06/02/23 | 40,796.45 | 17 |
| 06/08/23 | 169,599.50 | 56 |
| 06/09/23 | 84,314.47 | 29 |
| 06/10/23 | 30,024.53 | 14 |
| 06/11/23 | 40,721.98 | 13 |
| 06/12/23 | 62,197.88 | 18 |
| 06/13/23 | 86,798.23 | 24 |
| 06/14/23 | 23,265.05 | 11 |
| 06/15/23 | 65,462.31 | 28 |
| 06/16/23 | 36,343.03 | 14 |
| 06/17/23 | 5,981.10 | 4 |
| 06/18/23 | 10,084.57 | 3 |

2022 PAYABLE 2023
INTERNET CREDIT & DEBIT CARD PAYMENTS

| MONTH | TAX AMOUNT PAID | NUMBER |
|----------|-----------------|--------|
| 06/19/23 | 37,951.96 | 13 |
| 06/20/23 | 31,087.90 | 16 |
| 06/21/23 | 19,907.63 | 10 |
| 06/22/23 | 41,925.33 | 14 |
| 06/23/23 | 29,521.68 | 9 |
| 06/24/23 | 28,239.66 | 10 |
| 06/25/23 | 8,144.75 | 3 |
| 06/26/23 | 52,889.71 | 8 |
| 06/27/23 | 31,853.73 | 11 |
| 06/28/23 | 56,946.20 | 22 |
| 06/29/23 | 46,942.66 | 14 |
| 06/30/23 | 101,619.78 | 30 |
| 07/01/23 | 22,467.49 | 11 |
| 07/02/23 | 2,413.90 | 2 |
| 07/03/23 | 20,833.64 | 10 |
| 07/04/23 | 5,563.12 | 2 |
| 07/05/23 | 32,916.52 | 12 |
| 07/06/23 | 12,124.89 | 5 |
| 07/07/23 | 52,850.80 | 12 |
| 07/08/23 | 22,509.59 | 5 |
| 07/09/23 | 4,508.59 | 2 |
| 07/10/23 | 13,300.29 | 5 |
| 07/11/23 | 31,224.81 | 9 |
| 07/12/23 | 27,329.95 | 8 |
| 07/13/23 | 9,696.08 | 6 |
| 07/14/23 | 29,268.72 | 14 |
| 07/15/23 | 23,866.57 | 7 |
| 07/16/23 | 15,248.24 | 9 |
| 07/17/23 | 34,305.98 | 12 |
| 07/18/23 | 20,191.85 | 10 |
| 07/19/23 | 32,644.00 | 16 |
| 07/20/23 | 35,761.77 | 13 |
| 07/21/23 | 16,942.64 | 7 |
| 07/22/23 | 15,836.40 | 6 |
| 07/23/23 | 4,141.35 | 2 |
| 07/24/23 | 9,829.37 | 7 |
| 07/25/23 | 48,940.27 | 13 |
| 07/26/23 | 15,878.63 | 8 |
| 07/27/23 | 37,544.32 | 15 |
| 07/28/23 | 37,080.78 | 9 |
| 07/29/23 | 11,490.74 | 4 |
| 07/30/23 | 8,016.02 | 7 |
| 07/31/23 | 54,986.18 | 15 |
| 08/01/23 | 56,196.06 | 19 |
| 08/02/23 | 32,956.04 | 9 |
| 08/03/23 | 29,664.23 | 10 |
| 08/04/23 | 28,359.84 | 11 |
| 08/05/23 | 25,206.27 | 10 |
| 08/06/23 | 38,826.60 | 15 |
| 08/07/23 | 82,786.74 | 17 |

2022 PAYABLE 2023
INTERNET CREDIT & DEBIT CARD PAYMENTS

| MONTH | TAX AMOUNT PAID | NUMBER |
|--------------|------------------------|---------------|
| 08/08/23 | 21,188.38 | 8 |
| 08/09/23 | 56,896.19 | 19 |
| 08/10/23 | 62,009.18 | 14 |
| 08/11/23 | 53,903.24 | 10 |
| 08/12/23 | 35,692.56 | 12 |
| 08/13/23 | 32,850.30 | 11 |
| 08/14/23 | 94,916.15 | 23 |
| 08/15/23 | 77,329.84 | 20 |
| 08/16/23 | 44,524.18 | 9 |
| 08/17/23 | 78,038.07 | 24 |
| 08/18/23 | 146,218.96 | 36 |
| 08/19/23 | 52,397.69 | 14 |
| 08/20/23 | 98,013.97 | 27 |
| 08/21/23 | 177,555.86 | 53 |
| 08/22/23 | 141,386.64 | 34 |
| 08/23/23 | 164,351.42 | 56 |
| 08/24/23 | 168,004.04 | 43 |
| 08/25/23 | 146,145.71 | 42 |
| 08/26/23 | 142,653.95 | 34 |
| 08/27/23 | 101,951.16 | 29 |
| 08/28/23 | 433,880.24 | 99 |
| 08/29/23 | 493,472.86 | 128 |
| 08/30/23 | 577,899.17 | 155 |
| 08/31/23 | 1,224,419.41 | 326 |
| 09/01/23 | 1,546,905.56 | 386 |
| 09/02/23 | 106,428.69 | 32 |
| 09/03/23 | 49,567.08 | 13 |
| 09/04/23 | 132,168.65 | 35 |
| 09/05/23 | 111,840.14 | 42 |
| 09/06/23 | 103,134.93 | 20 |
| 09/07/23 | 82,010.47 | 17 |
| 09/08/23 | 20,564.90 | 14 |
| 09/09/23 | 21,890.15 | 6 |
| 09/10/23 | 23,831.21 | 8 |
| 09/11/23 | 47,870.79 | 17 |
| 09/12/23 | 63,896.55 | 16 |
| 09/13/23 | 9,224.81 | 7 |
| 09/14/23 | 19,343.29 | 14 |
| 09/15/23 | 31,531.42 | 10 |
| 09/16/23 | 25,383.09 | 6 |
| 09/17/23 | 12,465.57 | 5 |
| 09/18/23 | 54,201.85 | 11 |
| 09/19/23 | 46,501.17 | 16 |
| 09/20/23 | 47,771.46 | 13 |
| 09/21/23 | 42,016.05 | 14 |
| 09/22/23 | 31,840.75 | 11 |
| 09/23/23 | 41,059.60 | 9 |
| 09/24/23 | 7,333.70 | 3 |
| 09/25/23 | 33,154.84 | 9 |
| 09/26/23 | 46,602.47 | 14 |

2022 PAYABLE 2023
INTERNET CHECK/ACH PAYMENTS

| DATE | TAX AMOUNT PAID | NUMBER |
|---------------|--------------------------|--------------|
| 09/25/23 | 275,383.36 | 37 |
| 09/26/23 | 173,560.95 | 46 |
| 09/27/23 | 151,788.79 | 34 |
| 09/28/23 | 246,287.51 | 61 |
| 09/29/23 | 504,476.24 | 97 |
| 09/30/23 | 218,288.88 | 49 |
| 10/01/23 | 98,981.03 | 26 |
| 10/02/23 | 278,100.12 | 53 |
| 10/03/23 | 126,447.84 | 23 |
| 10/04/23 | 232,332.22 | 28 |
| 10/05/23 | 689,717.09 | 139 |
| 10/06/23 | 940,219.81 | 107 |
| 10/07/23 | 189,025.25 | 48 |
| 10/08/23 | 105,869.06 | 29 |
| 10/09/23 | 150,407.77 | 41 |
| 10/10/23 | 323,569.35 | 78 |
| 10/11/23 | 400,625.68 | 77 |
| 10/12/23 | 200,626.43 | 41 |
| 10/13/23 | 167,810.45 | 46 |
| 10/14/23 | 67,513.31 | 21 |
| 10/15/23 | 81,599.37 | 15 |
| 10/16/23 | 225,119.46 | 47 |
| 10/17/23 | 225,345.26 | 44 |
| 10/18/23 | 129,920.91 | 31 |
| TOTALS | \$ 275,302,043.59 | 52960 |

2022 PAYABLE 2023
INTERNET CHECK/ACH PAYMENTS

| DATE | TAX AMOUNT PAID | NUMBER |
|----------|-----------------|--------|
| 04/23/23 | 2,246.56 | 1 |
| 04/24/23 | 63,393.57 | 7 |
| 04/25/23 | 226,012.60 | 37 |
| 04/26/23 | 440,306.25 | 76 |
| 04/27/23 | 535,707.16 | 82 |
| 04/28/23 | 429,251.42 | 74 |
| 04/29/23 | 353,597.50 | 61 |
| 04/30/23 | 342,438.24 | 69 |
| 05/01/23 | 3,461,654.50 | 559 |
| 05/02/23 | 4,556,005.64 | 792 |
| 05/03/23 | 3,444,522.65 | 593 |
| 05/04/23 | 2,440,107.47 | 407 |
| 05/05/23 | 2,041,974.76 | 360 |
| 05/06/23 | 1,497,584.71 | 276 |
| 05/07/23 | 1,065,916.42 | 227 |
| 05/08/23 | 3,112,994.10 | 554 |
| 05/09/23 | 3,647,888.48 | 677 |
| 05/10/23 | 3,063,916.11 | 594 |
| 05/11/23 | 2,654,536.68 | 512 |
| 05/12/23 | 2,760,498.25 | 516 |
| 05/13/23 | 1,480,794.28 | 320 |
| 05/14/23 | 1,111,150.75 | 248 |
| 05/15/23 | 4,580,289.48 | 686 |
| 05/16/23 | 3,337,771.13 | 572 |
| 05/17/23 | 3,564,039.68 | 611 |
| 05/18/23 | 3,407,491.68 | 514 |
| 05/19/23 | 3,262,721.11 | 593 |
| 05/20/23 | 1,661,722.90 | 386 |
| 05/21/23 | 1,726,776.53 | 432 |
| 05/22/23 | 5,887,620.31 | 1082 |
| 05/23/23 | 7,348,833.11 | 1144 |
| 05/24/23 | 6,413,598.05 | 1107 |
| 05/25/23 | 5,421,108.87 | 1051 |
| 05/26/23 | 6,689,515.48 | 1271 |
| 05/27/23 | 2,512,599.83 | 609 |
| 05/28/23 | 1,818,702.04 | 462 |
| 05/29/23 | 3,553,934.71 | 859 |
| 05/30/23 | 13,295,993.43 | 2495 |
| 05/31/23 | 18,300,404.16 | 3422 |
| 06/01/23 | 11,290,173.56 | 2490 |
| 06/02/23 | 288,959.83 | 68 |
| 06/08/23 | 1,400,592.53 | 260 |
| 06/09/23 | 645,039.99 | 154 |
| 06/10/23 | 235,586.82 | 51 |
| 06/11/23 | 248,107.10 | 74 |
| 06/12/23 | 574,927.07 | 148 |
| 06/13/23 | 395,040.57 | 96 |
| 06/14/23 | 434,565.34 | 108 |
| 06/15/23 | 345,879.99 | 63 |
| 06/16/23 | 352,555.96 | 68 |

**2022 PAYABLE 2023
INTERNET CHECK/ACH PAYMENTS**

| DATE | TAX AMOUNT PAID | NUMBER |
|-------------|------------------------|---------------|
| 06/17/23 | 116,938.69 | 28 |
| 06/18/23 | 99,258.53 | 22 |
| 06/19/23 | 235,127.26 | 68 |
| 06/20/23 | 387,039.08 | 53 |
| 06/21/23 | 192,104.69 | 47 |
| 06/22/23 | 171,638.98 | 52 |
| 06/23/23 | 263,619.01 | 66 |
| 06/24/23 | 111,550.67 | 26 |
| 06/25/23 | 199,360.28 | 26 |
| 06/26/23 | 251,120.43 | 62 |
| 06/27/23 | 228,596.31 | 57 |
| 06/28/23 | 218,321.92 | 49 |
| 06/29/23 | 348,418.33 | 87 |
| 06/30/23 | 574,094.52 | 124 |
| 07/01/23 | 186,901.38 | 46 |
| 07/02/23 | 100,928.05 | 20 |
| 07/03/23 | 104,819.53 | 28 |
| 07/04/23 | 39,358.46 | 10 |
| 07/05/23 | 326,520.90 | 51 |
| 07/06/23 | 106,619.54 | 30 |
| 07/07/23 | 112,888.48 | 34 |
| 07/08/23 | 113,665.94 | 26 |
| 07/09/23 | 43,317.52 | 11 |
| 07/10/23 | 361,053.23 | 43 |
| 07/11/23 | 170,953.45 | 48 |
| 07/12/23 | 89,839.80 | 24 |
| 07/13/23 | 304,714.61 | 42 |
| 07/14/23 | 360,668.36 | 79 |
| 07/15/23 | 363,706.70 | 72 |
| 07/16/23 | 110,966.87 | 30 |
| 07/17/23 | 311,366.46 | 80 |
| 07/18/23 | 349,399.68 | 77 |
| 07/19/23 | 335,019.59 | 54 |
| 07/20/23 | 311,646.50 | 75 |
| 07/21/23 | 257,958.00 | 76 |
| 07/22/23 | 129,774.41 | 21 |
| 07/23/23 | 82,775.90 | 22 |
| 07/24/23 | 271,772.07 | 67 |
| 07/25/23 | 278,244.56 | 57 |
| 07/26/23 | 404,913.56 | 76 |
| 07/27/23 | 232,918.50 | 50 |
| 07/28/23 | 351,700.54 | 91 |
| 07/29/23 | 178,067.23 | 52 |
| 07/30/23 | 154,546.06 | 36 |
| 07/31/23 | 757,612.17 | 152 |
| 08/01/23 | 1,010,404.50 | 200 |
| 08/02/23 | 745,771.04 | 173 |
| 08/03/23 | 823,870.30 | 153 |
| 08/04/23 | 809,333.95 | 155 |
| 08/05/23 | 420,532.97 | 104 |

2022 PAYABLE 2023
INTERNET CHECK/ACH PAYMENTS

| DATE | TAX AMOUNT PAID | NUMBER |
|-------------|------------------------|---------------|
| 08/06/23 | 440,434.76 | 106 |
| 08/07/23 | 1,020,533.35 | 187 |
| 08/08/23 | 1,446,339.70 | 248 |
| 08/09/23 | 1,542,317.61 | 296 |
| 08/10/23 | 1,786,296.66 | 285 |
| 08/11/23 | 1,309,554.14 | 327 |
| 08/12/23 | 549,173.17 | 124 |
| 08/13/23 | 626,082.28 | 134 |
| 08/14/23 | 2,980,811.42 | 412 |
| 08/15/23 | 2,191,727.11 | 396 |
| 08/16/23 | 732,862.73 | 128 |
| 08/17/23 | 3,023,769.84 | 562 |
| 08/18/23 | 2,486,537.22 | 508 |
| 08/19/23 | 1,109,840.98 | 267 |
| 08/20/23 | 1,320,919.36 | 310 |
| 08/21/23 | 4,268,562.59 | 790 |
| 08/22/23 | 3,448,667.74 | 627 |
| 08/23/23 | 3,518,325.17 | 668 |
| 08/24/23 | 5,273,831.05 | 779 |
| 08/25/23 | 4,176,141.77 | 776 |
| 08/26/23 | 1,965,280.69 | 499 |
| 08/27/23 | 2,427,989.68 | 610 |
| 08/28/23 | 6,969,029.53 | 1401 |
| 08/29/23 | 7,520,219.20 | 1380 |
| 08/30/23 | 8,913,321.34 | 1765 |
| 08/31/23 | 14,691,053.71 | 3124 |
| 09/01/23 | 11,889,832.57 | 2314 |
| 09/02/23 | 546,329.44 | 141 |
| 09/03/23 | 317,066.60 | 84 |
| 09/04/23 | 474,206.02 | 127 |
| 09/05/23 | 2,133,945.46 | 216 |
| 09/06/23 | 622,053.89 | 132 |
| 09/07/23 | 653,544.23 | 128 |
| 09/08/23 | 420,075.14 | 112 |
| 09/09/23 | 190,085.69 | 37 |
| 09/10/23 | 126,336.60 | 31 |
| 09/11/23 | 299,284.87 | 73 |
| 09/12/23 | 321,633.81 | 51 |
| 09/13/23 | 337,411.73 | 47 |
| 09/14/23 | 268,465.60 | 83 |
| 09/15/23 | 229,016.62 | 49 |
| 09/16/23 | 146,435.35 | 40 |
| 09/17/23 | 94,913.29 | 22 |
| 09/18/23 | 382,970.16 | 72 |
| 09/19/23 | 279,348.67 | 45 |
| 09/20/23 | 248,429.98 | 42 |
| 09/21/23 | 231,480.14 | 40 |
| 09/22/23 | 788,927.58 | 64 |
| 09/23/23 | 77,488.24 | 21 |
| 09/24/23 | 41,334.10 | 12 |

2022 PAYABLE 2023

CREDIT CARD PAYMENTS AT TREASURER'S OFFICE

| DATE | TAX AMOUNT PAID | NUMBER |
|--------|-----------------|--------|
| TOTALS | \$ 892,666.00 | 357 |

2022 PAYABLE 2023

CREDIT CARD PAYMENTS AT TREASURER'S OFFICE

| DATE | TAX AMOUNT PAID | NUMBER |
|----------|-----------------|--------|
| 04/28/23 | 1,778.88 | 1 |
| 05/02/23 | 14,082.84 | 2 |
| 05/03/23 | 5,273.18 | 1 |
| 05/04/23 | 22,483.15 | 5 |
| 05/05/23 | 1,233.43 | 2 |
| 05/08/23 | 3,289.71 | 3 |
| 05/09/23 | 2,403.61 | 2 |
| 05/10/23 | 6,185.94 | 4 |
| 05/11/23 | 7,443.84 | 3 |
| 05/12/23 | 8,318.17 | 3 |
| 05/15/23 | 4,603.08 | 2 |
| 05/16/23 | 12,694.53 | 9 |
| 05/17/23 | 4,883.94 | 3 |
| 05/18/23 | 2,342.20 | 1 |
| 05/19/23 | 1,408.35 | 2 |
| 05/22/23 | 4,350.39 | 2 |
| 05/23/23 | 18,166.89 | 6 |
| 05/24/23 | 18,272.59 | 7 |
| 05/30/23 | 29,812.99 | 14 |
| 05/31/23 | 34,485.83 | 10 |
| 06/01/23 | 40,670.99 | 16 |
| 06/08/23 | 8,878.18 | 4 |
| 06/09/23 | 9,000.37 | 3 |
| 06/15/23 | 5,013.09 | 9 |
| 06/16/23 | 3,430.90 | 2 |
| 06/20/23 | 5,391.19 | 2 |
| 06/21/23 | 1,266.59 | 1 |
| 06/22/23 | 1,419.93 | 1 |
| 06/26/23 | 3,282.49 | 2 |
| 06/27/23 | 3,074.39 | 1 |
| 06/28/23 | 1,951.98 | 1 |
| 06/30/23 | 3,155.93 | 1 |
| 07/03/23 | 1,991.90 | 1 |
| 07/05/23 | 5,231.03 | 1 |
| 07/07/23 | 1,709.90 | 1 |
| 07/10/23 | 1,736.20 | 1 |
| 07/12/23 | 7,801.89 | 1 |
| 07/14/23 | 7,900.30 | 2 |
| 07/17/23 | 2,228.03 | 2 |
| 07/18/23 | 1,430.40 | 1 |
| 07/20/23 | 1,822.05 | 1 |
| 07/21/23 | 8,333.07 | 3 |
| 07/24/23 | 2,997.60 | 2 |
| 07/25/23 | 5,505.77 | 2 |
| 07/26/23 | 2,736.36 | 2 |
| 07/27/23 | 971.58 | 1 |
| 07/31/23 | 4,078.76 | 2 |
| 08/01/23 | 3,874.30 | 2 |
| 08/02/23 | 2,853.14 | 1 |
| 08/07/23 | 707.03 | 2 |

2022 PAYABLE 2023
CREDIT CARD PAYMENTS AT TREASURER'S OFFICE

| DATE | TAX AMOUNT PAID | NUMBER |
|----------|-----------------|--------|
| 08/08/23 | 2,461.38 | 1 |
| 08/10/23 | 4,438.09 | 1 |
| 08/11/23 | 6,217.48 | 2 |
| 08/14/23 | 3,113.99 | 1 |
| 08/15/23 | 1,391.70 | 2 |
| 08/16/23 | 1,404.26 | 1 |
| 08/17/23 | 6,207.43 | 3 |
| 08/18/23 | 3,194.67 | 1 |
| 08/21/23 | 22,144.71 | 7 |
| 08/22/23 | 1,759.55 | 1 |
| 08/23/23 | 587.25 | 1 |
| 08/24/23 | 12,002.11 | 4 |
| 08/25/23 | 13,298.77 | 4 |
| 08/28/23 | 35,243.46 | 14 |
| 08/29/23 | 17,925.30 | 7 |
| 08/30/23 | 42,520.65 | 15 |
| 08/31/23 | 28,226.11 | 12 |
| 09/01/23 | 36,549.22 | 13 |
| 09/05/23 | 6,894.39 | 5 |
| 09/06/23 | 4,516.27 | 2 |
| 09/07/23 | 6,129.92 | 2 |
| 09/08/23 | 5,551.09 | 3 |
| 09/13/23 | 7,606.96 | 1 |
| 09/14/23 | 2,153.66 | 1 |
| 09/15/23 | 4,830.31 | 6 |
| 09/21/23 | 308.57 | 1 |
| 09/22/23 | 3,809.65 | 1 |
| 09/25/23 | 5,174.43 | 2 |
| 09/26/23 | 9,195.22 | 3 |
| 09/27/23 | 15,181.69 | 4 |
| 09/28/23 | 7,313.59 | 4 |
| 09/29/23 | 6,232.42 | 3 |
| 10/02/23 | 2,746.19 | 3 |
| 10/03/23 | 6,106.68 | 3 |
| 10/05/23 | 76.77 | 1 |
| 10/06/23 | 2,987.75 | 2 |
| 10/10/23 | 9,246.23 | 5 |
| 10/11/23 | 11,730.32 | 2 |
| 10/12/23 | 6,150.90 | 2 |
| 10/13/23 | 4,148.89 | 2 |
| 10/16/23 | 8,185.00 | 1 |
| 10/17/23 | 5,532.46 | 2 |
| 10/18/23 | 13,870.15 | 3 |
| 10/19/23 | 2,020.46 | 1 |
| 10/20/23 | 1,652.90 | 1 |
| 10/23/23 | 12,742.13 | 7 |
| 10/24/23 | 5,396.62 | 7 |
| 10/25/23 | 4,008.68 | 3 |
| 10/26/23 | 46,628.56 | 11 |
| 10/27/23 | 71,892.13 | 20 |

PAYMENT PROCESSING REPORT

10/29/2024

| TWP | Total Due | Total Paid | % | First Installment Due | First Installment Paid | % | Second Installment Due | Second Installment Paid | % |
|--------------|----------------------|----------------------|-------------|-----------------------------|------------------------------|-------------|------------------------------|-------------------------------|-------------|
| AU | 236,742,707 | 236,557,784 | 100% | 118,514,083 | 118,427,621 | 100% | 118,228,624 | 118,130,163 | 100% |
| BA | 128,259,999 | 128,244,932 | 100% | 64,184,607 | 64,178,432 | 100% | 64,075,392 | 64,066,500 | 100% |
| BR | 6,543,943 | 6,542,606 | 100% | 3,274,867 | 3,274,198 | 100% | 3,269,076 | 3,268,407 | 100% |
| BB | 63,799,803 | 63,789,827 | 100% | 31,999,418 | 31,994,649 | 100% | 31,800,385 | 31,795,177 | 100% |
| BU | 8,401,881 | 8,396,852 | 100% | 4,200,941 | 4,200,875 | 100% | 4,200,941 | 4,195,978 | 100% |
| CA | 71,399,679 | 71,385,475 | 100% | 35,725,993 | 35,718,891 | 100% | 35,673,686 | 35,666,584 | 100% |
| DU | 215,212,494 | 215,179,283 | 100% | 107,672,660 | 107,658,172 | 100% | 107,539,834 | 107,521,111 | 100% |
| EL | 249,126,565 | 249,030,556 | 100% | 124,683,800 | 124,654,881 | 100% | 124,442,765 | 124,375,676 | 100% |
| GE | 132,280,105 | 132,277,907 | 100% | 66,300,522 | 66,299,423 | 100% | 65,979,583 | 65,978,484 | 100% |
| HA | 32,040,436 | 32,034,904 | 100% | 16,038,675 | 16,035,909 | 100% | 16,001,762 | 15,998,996 | 100% |
| KA | 5,587,877 | 5,587,877 | 100% | 2,797,208 | 2,797,208 | 100% | 2,790,669 | 2,790,669 | 100% |
| PL | 44,403,100 | 44,384,162 | 100% | 22,224,066 | 22,218,530 | 100% | 22,179,034 | 22,165,631 | 100% |
| RU | 87,609,017 | 87,600,182 | 100% | 43,853,692 | 43,849,275 | 100% | 43,755,325 | 43,750,907 | 100% |
| SC | 219,755,806 | 219,733,211 | 100% | 109,998,316 | 109,987,569 | 100% | 109,757,491 | 109,745,642 | 100% |
| SG | 75,024,562 | 75,002,129 | 100% | 37,545,428 | 37,534,302 | 100% | 37,479,134 | 37,467,827 | 100% |
| VI | 8,134,540 | 8,085,157 | 99% | 4,070,415 | 4,045,723 | 99% | 4,064,126 | 4,039,434 | 99% |
| Total | 1,584,322,514 | 1,583,832,844 | 100% | 793,084,690 | 792,875,657 | 100% | 791,237,825 | 790,957,186 | 100% |
| | | 99.97% | | | 99.97% | | | 99.96% | |

2023 PAYABLE 2024**JPMORGAN CHASE BANK
LOCKBOX PAYMENTS**

| DATE | NUMBER OF PAYMENTS | AMOUNT |
|---------------|---------------------------|-----------------------|
| 05/07/24 | 715 | 2,437,152.51 |
| 05/08/24 | 0 | - |
| 05/09/24 | 151 | 525,565.75 |
| 05/10/24 | 2627 | 8,818,063.12 |
| 05/13/24 | 1590 | 5,401,919.52 |
| 05/14/24 | 2659 | 12,092,240.95 |
| 05/15/24 | 336 | 1,892,856.21 |
| 05/16/24 | 1269 | 4,679,266.25 |
| 05/17/24 | 1240 | 4,284,859.85 |
| 05/20/24 | 1132 | 4,563,723.65 |
| 05/21/24 | 1935 | 7,605,360.58 |
| 05/22/24 | 491 | 2,063,001.09 |
| 05/23/24 | 1837 | 7,393,835.43 |
| 05/24/24 | 1397 | 5,327,751.49 |
| 05/28/24 | 1118 | 4,318,125.01 |
| 05/29/24 | 1836 | 7,657,350.79 |
| 05/30/24 | 1857 | 7,904,204.09 |
| 05/31/24 | 2083 | 8,013,876.04 |
| 06/03/24 | 1455 | 5,807,964.06 |
| 06/04/24 | 3700 | 17,178,435.40 |
| 06/05/24 | 1564 | 7,397,833.40 |
| 06/06/24 | 715 | 2,456,736.73 |
| 06/07/24 | 840 | 1,689,630.85 |
| 06/10/24 | 187 | 508,949.27 |
| 06/12/24 | 1 | 3,149.03 |
| 08/09/24 | 494 | 1,989,228.92 |
| 08/12/24 | 265 | 1,165,020.01 |
| 08/13/24 | 554 | 2,549,320.83 |
| 08/14/24 | 51 | 201,505.13 |
| 08/15/24 | 509 | 2,078,978.75 |
| 08/16/24 | 303 | 1,131,114.88 |
| 08/19/24 | 395 | 1,819,450.16 |
| 08/20/24 | 1165 | 5,828,603.77 |
| 08/21/24 | 95 | 441,152.20 |
| 08/22/24 | 804 | 3,873,601.93 |
| 08/23/24 | 677 | 2,837,657.81 |
| 08/26/24 | 692 | 2,796,287.78 |
| 08/27/24 | 1618 | 7,857,210.62 |
| 08/28/24 | 405 | 2,258,718.68 |
| 08/29/24 | 1080 | 4,608,672.35 |
| 08/30/24 | 886 | 3,913,623.58 |
| 09/03/24 | 1277 | 5,437,386.20 |
| 09/04/24 | 3200 | 15,483,381.91 |
| 09/05/24 | 1133 | 5,772,790.45 |
| 09/06/24 | 951 | 3,884,817.75 |
| 09/09/24 | 144 | 1,097,770.35 |
| 09/10/24 | 218 | 785,909.98 |
| 09/12/24 | 1 | 6,739.95 |
| TOTALS | 49652 | 207,840,795.06 |

2023 PAYABLE 2024

INTERNET CREDIT & DEBIT CARD PAYMENTS

| <u>MONTH</u> | <u>TAX AMOUNT PAID</u> | <u>NUMBER</u> |
|---------------|-------------------------|---------------|
| 10/23/24 | 179,238.52 | 37 |
| 10/24/24 | 245,499.98 | 65 |
| 10/25/24 | 89,266.57 | 30 |
| TOTALS | \$ 24,491,262.90 | 6749 |

2023 PAYABLE 2024
INTERNET CREDIT & DEBIT CARD PAYMENTS

| MONTH | TAX AMOUNT PAID | NUMBER |
|----------|-----------------|--------|
| 04/29/24 | 2,745.30 | 5 |
| 04/30/24 | 52,369.88 | 14 |
| 05/01/24 | 68,024.55 | 23 |
| 05/02/24 | 72,124.11 | 20 |
| 05/03/24 | 160,740.14 | 35 |
| 05/04/24 | 85,127.08 | 26 |
| 05/05/24 | 75,655.39 | 22 |
| 05/06/24 | 139,760.98 | 45 |
| 05/07/24 | 128,012.86 | 47 |
| 05/08/24 | 205,690.38 | 51 |
| 05/09/24 | 107,939.66 | 32 |
| 05/10/24 | 114,354.48 | 35 |
| 05/11/24 | 75,461.69 | 21 |
| 05/12/24 | 27,712.35 | 9 |
| 05/13/24 | 188,599.10 | 50 |
| 05/14/24 | 128,876.40 | 39 |
| 05/15/24 | 155,334.60 | 41 |
| 05/16/24 | 175,238.08 | 50 |
| 05/17/24 | 144,731.01 | 34 |
| 05/18/24 | 69,055.99 | 16 |
| 05/19/24 | 116,895.14 | 26 |
| 05/20/24 | 208,220.00 | 61 |
| 05/21/24 | 129,710.10 | 41 |
| 05/22/24 | 187,132.83 | 51 |
| 05/23/24 | 229,178.91 | 54 |
| 05/24/24 | 335,763.74 | 87 |
| 05/25/24 | 149,346.79 | 40 |
| 05/26/24 | 126,495.25 | 35 |
| 05/27/24 | 232,584.26 | 63 |
| 05/28/24 | 404,194.60 | 99 |
| 05/29/24 | 437,038.75 | 134 |
| 05/30/24 | 607,060.61 | 171 |
| 05/31/24 | 809,212.63 | 253 |
| 06/01/24 | 644,517.25 | 197 |
| 06/02/24 | 723,119.66 | 193 |
| 06/03/24 | 1,788,199.36 | 440 |
| 06/04/24 | 243,835.30 | 66 |
| 06/05/24 | 115,312.55 | 38 |
| 06/06/24 | 103,389.78 | 43 |
| 06/07/24 | 38,891.20 | 19 |
| 06/08/24 | 58,206.16 | 17 |
| 06/09/24 | 31,383.71 | 14 |
| 06/10/24 | 77,793.32 | 24 |
| 06/11/24 | 102,681.18 | 27 |
| 06/12/24 | 23,528.39 | 15 |
| 06/13/24 | 64,673.00 | 23 |
| 06/14/24 | 44,543.66 | 15 |
| 06/15/24 | 15,472.99 | 4 |
| 06/16/24 | 7,986.22 | 4 |
| 06/17/24 | 45,940.19 | 16 |
| 06/18/24 | 46,296.24 | 16 |
| 06/19/24 | 24,317.07 | 10 |
| 06/20/24 | 35,880.30 | 11 |
| 06/21/24 | 21,660.08 | 9 |
| 06/22/24 | 10,225.07 | 4 |
| 06/23/24 | 7,847.18 | 3 |
| 06/24/24 | 71,112.88 | 9 |
| 06/25/24 | 14,973.57 | 8 |
| 06/26/24 | 26,396.53 | 9 |

2023 PAYABLE 2024
INTERNET CREDIT & DEBIT CARD PAYMENTS

| MONTH | TAX AMOUNT PAID | NUMBER |
|----------|-----------------|--------|
| 06/27/24 | 119,704.75 | 21 |
| 06/28/24 | 60,759.28 | 17 |
| 06/29/24 | 36,837.40 | 10 |
| 06/30/24 | 40,913.75 | 13 |
| 07/01/24 | 163,152.49 | 47 |
| 07/02/24 | 96,118.19 | 41 |
| 07/03/24 | 76,887.58 | 21 |
| 07/04/24 | 37,828.49 | 9 |
| 07/05/24 | 22,569.18 | 8 |
| 07/06/24 | 49,788.26 | 14 |
| 07/07/24 | 23,433.91 | 9 |
| 07/08/24 | 39,799.32 | 13 |
| 07/09/24 | 41,546.42 | 13 |
| 07/10/24 | 60,521.63 | 20 |
| 07/11/24 | 30,691.68 | 10 |
| 07/12/24 | 45,195.70 | 14 |
| 07/13/24 | 23,357.19 | 9 |
| 07/14/24 | 9,957.54 | 4 |
| 07/15/24 | 31,714.87 | 19 |
| 07/16/24 | 2,607.77 | 7 |
| 07/17/24 | 45,909.51 | 19 |
| 07/18/24 | 21,959.16 | 6 |
| 07/19/24 | 32,154.81 | 11 |
| 07/20/24 | 18,001.98 | 7 |
| 07/21/24 | 23,676.92 | 5 |
| 07/22/24 | 18,179.68 | 6 |
| 07/23/24 | 24,661.67 | 7 |
| 07/24/24 | 50,178.97 | 9 |
| 07/25/24 | 21,921.60 | 7 |
| 07/26/24 | 37,993.84 | 16 |
| 07/27/24 | 6,634.84 | 3 |
| 07/28/24 | 14,815.15 | 2 |
| 07/29/24 | 54,920.00 | 14 |
| 07/30/24 | 26,336.45 | 9 |
| 07/31/24 | 56,261.94 | 16 |
| 08/01/24 | 61,688.88 | 17 |
| 08/02/24 | 23,195.22 | 14 |
| 08/03/24 | 32,721.64 | 12 |
| 08/04/24 | 12,734.41 | 4 |
| 08/05/24 | 60,422.55 | 12 |
| 08/06/24 | 51,477.62 | 13 |
| 08/07/24 | 84,106.97 | 17 |
| 08/08/24 | 60,076.01 | 17 |
| 08/09/24 | 70,417.53 | 17 |
| 08/10/24 | 17,680.18 | 7 |
| 08/11/24 | 36,908.18 | 13 |
| 08/12/24 | 69,543.91 | 12 |
| 08/13/24 | 156,152.23 | 38 |
| 08/14/24 | 89,525.76 | 21 |
| 08/15/24 | 179,492.83 | 32 |
| 08/16/24 | 89,596.64 | 33 |
| 08/17/24 | 83,146.05 | 27 |
| 08/18/24 | 92,596.18 | 19 |
| 08/19/24 | 115,368.08 | 33 |
| 08/20/24 | 132,505.78 | 32 |
| 08/21/24 | 106,653.03 | 28 |
| 08/22/24 | 113,720.27 | 42 |
| 08/23/24 | 233,709.16 | 46 |
| 08/24/24 | 130,820.20 | 34 |

2023 PAYABLE 2024
INTERNET CREDIT & DEBIT CARD PAYMENTS

| MONTH | TAX AMOUNT PAID | NUMBER |
|----------|-----------------|--------|
| 08/25/24 | 151,525.01 | 38 |
| 08/26/24 | 401,254.17 | 96 |
| 08/27/24 | 410,955.94 | 99 |
| 08/28/24 | 400,480.14 | 113 |
| 08/29/24 | 521,420.70 | 128 |
| 08/30/24 | 739,020.37 | 189 |
| 08/31/24 | 361,350.15 | 97 |
| 09/01/24 | 295,309.59 | 84 |
| 09/02/24 | 1,021,405.54 | 280 |
| 09/03/24 | 2,048,612.70 | 546 |
| 09/04/24 | 245,193.90 | 51 |
| 09/05/24 | 143,584.46 | 37 |
| 09/06/24 | 69,152.63 | 21 |
| 09/07/24 | 84,693.89 | 21 |
| 09/08/24 | 52,083.93 | 14 |
| 09/09/24 | 102,977.81 | 33 |
| 09/10/24 | 70,782.62 | 24 |
| 09/11/24 | 95,393.92 | 30 |
| 09/12/24 | 32,967.96 | 12 |
| 09/13/24 | 56,016.38 | 19 |
| 09/14/24 | 12,400.63 | 5 |
| 09/15/24 | 21,852.67 | 9 |
| 09/16/24 | 77,333.60 | 23 |
| 09/17/24 | 47,110.71 | 24 |
| 09/18/24 | 20,148.30 | 8 |
| 09/19/24 | 28,493.57 | 12 |
| 09/20/24 | 44,906.77 | 14 |
| 09/21/24 | 15,004.40 | 4 |
| 09/22/24 | 12,566.52 | 12 |
| 09/23/24 | 62,474.08 | 18 |
| 09/24/24 | 45,955.21 | 14 |
| 09/25/24 | 27,906.58 | 6 |
| 09/26/24 | 29,996.60 | 12 |
| 09/27/24 | 34,733.45 | 11 |
| 09/28/24 | 43,662.87 | 18 |
| 09/29/24 | 58,940.31 | 12 |
| 09/30/24 | 103,784.66 | 22 |
| 10/01/24 | 47,321.75 | 17 |
| 10/02/24 | 94,523.23 | 20 |
| 10/03/24 | 76,311.95 | 18 |
| 10/04/24 | 23,308.28 | 8 |
| 10/05/24 | 3,081.21 | 2 |
| 10/06/24 | 19,560.27 | 8 |
| 10/07/24 | 42,769.11 | 10 |
| 10/08/24 | 131,481.51 | 36 |
| 10/09/24 | 171,148.58 | 41 |
| 10/10/24 | 141,880.34 | 43 |
| 10/11/24 | 111,555.24 | 36 |
| 10/12/24 | 30,766.37 | 8 |
| 10/13/24 | 18,526.26 | 6 |
| 10/14/24 | 140,041.05 | 33 |
| 10/15/24 | 70,220.76 | 14 |
| 10/16/24 | 61,679.52 | 21 |
| 10/17/24 | 91,479.16 | 34 |
| 10/18/24 | 122,260.06 | 36 |
| 10/19/24 | 59,513.95 | 16 |
| 10/20/24 | 30,469.90 | 12 |
| 10/21/24 | 269,901.69 | 51 |
| 10/22/24 | 118,183.19 | 31 |

2023 PAYABLE 2024
INTERNET CHECK/ACH PAYMENTS

| DATE | TAX AMOUNT PAID | NUMBER |
|---------------|--------------------------|--------------|
| 09/17/24 | 314,414.01 | 45 |
| 09/18/24 | 252,005.42 | 45 |
| 09/19/24 | 388,106.57 | 41 |
| 09/20/24 | 417,777.80 | 42 |
| 09/21/24 | 108,695.37 | 23 |
| 09/22/24 | 70,125.76 | 20 |
| 09/23/24 | 238,781.78 | 42 |
| 09/24/24 | 431,473.23 | 48 |
| 09/25/24 | 177,444.12 | 33 |
| 09/26/24 | 152,266.12 | 37 |
| 09/27/24 | 277,694.92 | 62 |
| 09/28/24 | 119,469.12 | 23 |
| 09/29/24 | 139,518.01 | 36 |
| 09/30/24 | 477,290.49 | 78 |
| 10/01/24 | 266,294.77 | 70 |
| 10/02/24 | 198,826.09 | 46 |
| 10/03/24 | 516,864.37 | 49 |
| 10/04/24 | 145,661.87 | 32 |
| 10/05/24 | 74,617.56 | 14 |
| 10/06/24 | 47,849.64 | 11 |
| 10/07/24 | 315,604.46 | 57 |
| 10/08/24 | 390,125.69 | 106 |
| 10/09/24 | 880,446.88 | 135 |
| 10/10/24 | 456,098.31 | 118 |
| 10/11/24 | 449,558.51 | 75 |
| 10/12/24 | 82,106.74 | 13 |
| 10/13/24 | 124,760.58 | 21 |
| 10/14/24 | 243,978.93 | 45 |
| 10/15/24 | 494,004.20 | 69 |
| 10/16/24 | 494,602.91 | 50 |
| TOTALS | \$ 315,486,658.75 | 55923 |

2023 PAYABLE 2024
INTERNET CHECK/ACH PAYMENTS

| DATE | TAX AMOUNT PAID | NUMBER |
|-------------|------------------------|---------------|
| 04/29/24 | 189,956.73 | 33 |
| 04/30/24 | 1,153,366.25 | 174 |
| 05/01/24 | 988,815.62 | 155 |
| 05/02/24 | 986,831.66 | 122 |
| 05/03/24 | 2,188,750.36 | 403 |
| 05/04/24 | 2,121,390.18 | 298 |
| 05/05/24 | 1,596,858.66 | 279 |
| 05/06/24 | 3,449,264.11 | 596 |
| 05/07/24 | 4,224,904.42 | 720 |
| 05/08/24 | 3,457,668.08 | 496 |
| 05/09/24 | 4,335,624.12 | 653 |
| 05/10/24 | 4,177,016.75 | 402 |
| 05/11/24 | 1,531,159.66 | 295 |
| 05/12/24 | 1,035,989.51 | 199 |
| 05/13/24 | 3,719,593.23 | 621 |
| 05/14/24 | 4,250,184.24 | 647 |
| 05/15/24 | 5,135,408.17 | 769 |
| 05/16/24 | 3,583,113.49 | 588 |
| 05/17/24 | 3,424,852.26 | 657 |
| 05/18/24 | 1,563,466.40 | 330 |
| 05/19/24 | 1,496,705.18 | 349 |
| 05/20/24 | 4,821,526.99 | 851 |
| 05/21/24 | 4,776,044.63 | 834 |
| 05/22/24 | 5,658,983.93 | 936 |
| 05/23/24 | 3,417,498.10 | 624 |
| 05/24/24 | 4,465,950.68 | 976 |
| 05/25/24 | 2,069,649.19 | 440 |
| 05/26/24 | 2,010,385.68 | 434 |
| 05/27/24 | 3,656,360.33 | 764 |
| 05/28/24 | 12,256,574.32 | 1694 |
| 05/29/24 | 9,383,480.22 | 1695 |
| 05/30/24 | 9,965,730.56 | 1760 |
| 05/31/24 | 15,874,809.06 | 2621 |
| 06/01/24 | 5,561,944.14 | 1270 |
| 06/02/24 | 9,047,858.61 | 1941 |
| 06/03/24 | 13,061,891.73 | 2596 |
| 06/04/24 | 2,154,037.14 | 353 |
| 06/05/24 | 1,136,794.86 | 143 |
| 06/06/24 | 657,693.43 | 146 |
| 06/07/24 | 645,929.01 | 88 |
| 06/08/24 | 198,210.99 | 47 |
| 06/09/24 | 200,484.06 | 44 |
| 06/10/24 | 562,824.19 | 98 |
| 06/11/24 | 504,007.99 | 92 |
| 06/12/24 | 601,228.21 | 66 |
| 06/13/24 | 344,263.25 | 59 |
| 06/14/24 | 313,254.94 | 70 |

2023 PAYABLE 2024
INTERNET CHECK/ACH PAYMENTS

| DATE | TAX AMOUNT PAID | NUMBER |
|-------------|------------------------|---------------|
| 06/15/24 | 118,172.65 | 32 |
| 06/16/24 | 80,423.87 | 25 |
| 06/17/24 | 214,414.50 | 50 |
| 06/18/24 | 705,275.28 | 64 |
| 06/19/24 | 189,811.31 | 43 |
| 06/20/24 | 152,914.19 | 26 |
| 06/21/24 | 335,050.61 | 42 |
| 06/22/24 | 57,728.42 | 16 |
| 06/23/24 | 67,954.87 | 14 |
| 06/24/24 | 582,000.19 | 64 |
| 06/25/24 | 355,631.01 | 73 |
| 06/26/24 | 277,453.29 | 53 |
| 06/27/24 | 224,366.80 | 40 |
| 06/28/24 | 515,637.21 | 70 |
| 06/29/24 | 36,837.40 | 10 |
| 06/30/24 | 146,725.13 | 34 |
| 07/01/24 | 741,203.94 | 127 |
| 07/02/24 | 502,362.41 | 120 |
| 07/03/24 | 364,728.92 | 83 |
| 07/04/24 | 222,335.39 | 30 |
| 07/05/24 | 119,191.17 | 36 |
| 07/06/24 | 71,287.35 | 22 |
| 07/07/24 | 81,272.44 | 32 |
| 07/08/24 | 254,741.33 | 51 |
| 07/09/24 | 475,573.05 | 67 |
| 07/10/24 | 368,029.52 | 48 |
| 07/11/24 | 292,862.52 | 66 |
| 07/12/24 | 187,618.37 | 51 |
| 07/13/24 | 65,198.65 | 23 |
| 07/14/24 | 81,432.96 | 19 |
| 07/15/24 | 218,073.92 | 43 |
| 07/16/24 | 396,425.38 | 49 |
| 07/17/24 | 214,727.87 | 46 |
| 07/18/24 | 173,896.08 | 31 |
| 07/19/24 | 129,331.98 | 31 |
| 07/20/24 | 148,363.02 | 34 |
| 07/21/24 | 78,446.15 | 15 |
| 07/22/24 | 232,307.24 | 46 |
| 07/23/24 | 278,195.10 | 59 |
| 07/24/24 | 262,122.09 | 51 |
| 07/25/24 | 198,630.50 | 36 |
| 07/26/24 | 365,423.38 | 54 |
| 07/27/24 | 114,111.21 | 29 |
| 07/28/24 | 157,688.63 | 41 |
| 07/29/24 | 334,634.86 | 85 |
| 07/30/24 | 590,685.72 | 72 |
| 07/31/24 | 508,868.81 | 98 |

2023 PAYABLE 2024
INTERNET CHECK/ACH PAYMENTS

| DATE | TAX AMOUNT PAID | NUMBER |
|-------------|------------------------|---------------|
| 08/01/24 | 677,011.63 | 149 |
| 08/02/24 | 662,496.09 | 169 |
| 08/03/24 | 415,237.89 | 97 |
| 08/04/24 | 251,345.35 | 64 |
| 08/05/24 | 918,885.77 | 181 |
| 08/06/24 | 1,064,460.13 | 170 |
| 08/07/24 | 1,485,600.74 | 276 |
| 08/08/24 | 1,304,262.49 | 212 |
| 08/09/24 | 923,840.61 | 199 |
| 08/10/24 | 568,470.12 | 145 |
| 08/11/24 | 583,757.26 | 127 |
| 08/12/24 | 1,456,568.98 | 263 |
| 08/13/24 | 1,922,714.26 | 324 |
| 08/14/24 | 2,223,679.57 | 351 |
| 08/15/24 | 2,066,011.06 | 442 |
| 08/16/24 | 2,090,069.59 | 325 |
| 08/17/24 | 1,113,987.44 | 235 |
| 08/18/24 | 1,092,045.00 | 240 |
| 08/19/24 | 4,582,215.21 | 492 |
| 08/20/24 | 4,470,977.24 | 683 |
| 08/21/24 | 3,244,826.93 | 558 |
| 08/22/24 | 3,193,193.04 | 524 |
| 08/23/24 | 3,873,358.43 | 626 |
| 08/24/24 | 1,777,133.89 | 415 |
| 08/25/24 | 1,783,715.96 | 441 |
| 08/26/24 | 6,464,367.57 | 1172 |
| 08/27/24 | 8,597,586.07 | 1113 |
| 08/28/24 | 8,507,363.71 | 1360 |
| 08/29/24 | 8,729,242.65 | 1423 |
| 08/30/24 | 11,682,392.69 | 2141 |
| 08/31/24 | 3,899,152.50 | 913 |
| 09/01/24 | 3,417,874.19 | 795 |
| 09/02/24 | 10,800,471.26 | 2337 |
| 09/03/24 | 14,049,640.52 | 2585 |
| 09/04/24 | 1,455,336.82 | 276 |
| 09/05/24 | 970,379.05 | 140 |
| 09/06/24 | 930,488.33 | 132 |
| 09/07/24 | 274,378.99 | 62 |
| 09/08/24 | 174,807.89 | 47 |
| 09/09/24 | 596,666.83 | 144 |
| 09/10/24 | 465,577.74 | 84 |
| 09/11/24 | 298,317.43 | 60 |
| 09/12/24 | 338,831.28 | 66 |
| 09/13/24 | 401,231.87 | 59 |
| 09/14/24 | 161,472.72 | 33 |
| 09/15/24 | 181,333.43 | 37 |
| 09/16/24 | 348,914.29 | 71 |

2023 PAYABLE 2024

CREDIT CARD PAYMENTS AT TREASURER'S OFFICE

| DATE | TAX AMOUNT PAID | NUMBER |
|--------|-----------------|--------|
| TOTALS | \$ 1,119,324.55 | 422 |

2023 PAYABLE 2024
CREDIT CARD PAYMENTS AT TREASURER'S OFFICE

| DATE | TAX AMOUNT PAID | NUMBER |
|----------|-----------------|--------|
| 04/30/24 | 305.76 | 1 |
| 05/02/24 | 4,601.94 | 1 |
| 05/03/24 | 13,508.50 | 10 |
| 05/06/24 | 12,965.15 | 6 |
| 05/07/24 | 1,899.18 | 2 |
| 05/08/24 | 14,407.14 | 5 |
| 05/09/24 | 13,722.29 | 4 |
| 05/13/24 | 3,753.52 | 4 |
| 05/14/24 | 6,643.52 | 4 |
| 05/15/24 | 7,565.71 | 2 |
| 05/16/24 | 20,830.18 | 3 |
| 05/17/24 | 4,195.18 | 2 |
| 05/20/24 | 4,695.50 | 3 |
| 05/21/24 | 20,234.31 | 5 |
| 05/22/24 | 14,125.36 | 4 |
| 05/23/24 | 17,653.48 | 6 |
| 05/24/24 | 16,791.67 | 9 |
| 05/28/24 | 30,398.54 | 13 |
| 05/29/24 | 30,391.86 | 11 |
| 05/30/24 | 35,025.92 | 14 |
| 05/31/24 | 50,592.37 | 17 |
| 06/03/24 | 47,312.28 | 24 |
| 06/04/24 | 5,768.30 | 3 |
| 06/05/24 | 7,173.04 | 3 |
| 06/06/24 | 5,103.28 | 4 |
| 06/07/24 | 5,236.31 | 2 |
| 06/10/24 | - | 0 |
| 06/14/24 | 9,463.36 | 3 |
| 06/17/24 | 7,202.62 | 3 |
| 06/18/24 | 10,030.69 | 3 |
| 06/24/24 | 6,772.83 | 3 |
| 06/25/24 | 13,231.93 | 4 |
| 06/26/24 | 3,444.51 | 1 |
| 06/27/24 | 5,357.96 | 3 |
| 06/28/24 | 8,327.00 | 3 |
| 07/01/24 | 4,466.24 | 2 |
| 07/02/24 | 9,206.59 | 5 |
| 07/03/24 | 7,611.30 | 3 |
| 07/09/24 | 4,030.25 | 2 |
| 07/10/24 | 5,581.66 | 3 |
| 07/12/24 | 984.31 | 1 |
| 07/15/24 | 8,245.76 | 2 |
| 07/16/24 | 3,606.26 | 1 |
| 07/24/24 | 2,349.31 | 1 |
| 07/25/24 | 16,689.59 | 3 |
| 07/26/24 | 10,575.25 | 3 |
| 07/29/24 | 12,491.59 | 2 |
| 07/31/24 | 2,335.05 | 1 |
| 08/02/24 | 4,513.62 | 3 |
| 08/05/24 | 1,570.31 | 1 |

2023 PAYABLE 2024

CREDIT CARD PAYMENTS AT TREASURER'S OFFICE

| DATE | TAX AMOUNT PAID | NUMBER |
|----------|-----------------|--------|
| 08/06/24 | 1,043.51 | 1 |
| 08/08/24 | 4,620.27 | 2 |
| 08/09/24 | 1,522.29 | 1 |
| 08/12/24 | 2,167.57 | 1 |
| 08/13/24 | 14,766.53 | 3 |
| 08/14/24 | 8,836.11 | 3 |
| 08/15/24 | 2,636.81 | 1 |
| 08/19/24 | 9,192.19 | 3 |
| 08/20/24 | 4,395.19 | 2 |
| 08/21/24 | 9,327.32 | 4 |
| 08/22/24 | 6,518.57 | 4 |
| 08/23/24 | 577.21 | 2 |
| 08/26/24 | 18,886.65 | 6 |
| 08/27/24 | 23,240.10 | 6 |
| 08/28/24 | 34,218.77 | 10 |
| 08/29/24 | 27,928.46 | 9 |
| 08/30/24 | 42,415.63 | 14 |
| 09/03/24 | 67,175.87 | 28 |
| 09/04/24 | 9,880.25 | 4 |
| 09/05/24 | 3,706.10 | 2 |
| 09/06/24 | 7,571.30 | 3 |
| 09/09/24 | 1,479.82 | 1 |
| 09/10/24 | 14,573.17 | 4 |
| 09/11/24 | 1,351.98 | 1 |
| 09/13/24 | 3,881.35 | 2 |
| 09/16/24 | 14,128.60 | 2 |
| 09/18/24 | 2,841.90 | 1 |
| 09/19/24 | 7,833.59 | 2 |
| 09/20/24 | 20,505.99 | 3 |
| 09/23/24 | 2,079.40 | 1 |
| 09/24/24 | 1,843.39 | 1 |
| 09/25/24 | 1,206.84 | 1 |
| 09/27/24 | 1,668.58 | 1 |
| 09/30/24 | 10,319.32 | 4 |
| 10/01/24 | 4,288.26 | 1 |
| 10/02/24 | 3,491.13 | 2 |
| 10/03/24 | 3,615.40 | 1 |
| 10/07/24 | 4,501.48 | 2 |
| 10/08/24 | 1,762.37 | 3 |
| 10/09/24 | 7,633.16 | 2 |
| 10/10/24 | 5,554.24 | 2 |
| 10/11/24 | 21,720.15 | 5 |
| 10/15/24 | 15,776.35 | 6 |
| 10/17/24 | 2,660.46 | 1 |
| 10/18/24 | 9,491.35 | 5 |
| 10/21/24 | 3,728.82 | 2 |
| 10/22/24 | 3,815.47 | 4 |
| 10/23/24 | 12,846.37 | 6 |
| 10/24/24 | 13,362.50 | 5 |
| 10/25/24 | 67,748.13 | 24 |

Kane County
Payment Account Activity for October 2024

| 10/01/2024 | | BEGINNING BALANCE | \$ 0.00 |
|------------|------------|-------------------|------------|
| Date | Account | Name On Account | Amount |
| 10/10/2024 | 2023-00387 | OND 2007, LLC, | 7,162.77 |
| 10/10/2024 | 2023-00387 | OND 2007, LLC, | -952.88 |
| 10/10/2024 | 2023-00387 | OND 2007, LLC, | -20.00 |
| 10/10/2024 | 2023-00387 | OND 2007, LLC, | -6,189.89 |
| 10/10/2024 | 2023-00685 | OND 2007, LLC, | 9,147.10 |
| 10/10/2024 | 2023-00685 | OND 2007, LLC, | -1,210.33 |
| 10/10/2024 | 2023-00685 | OND 2007, LLC, | -20.00 |
| 10/10/2024 | 2023-00685 | OND 2007, LLC, | -7,916.77 |
| 10/10/2024 | 2023-01032 | OND 2007, LLC, | 16,316.40 |
| 10/10/2024 | 2023-01032 | OND 2007, LLC, | -2,145.08 |
| 10/10/2024 | 2023-01032 | OND 2007, LLC, | -20.00 |
| 10/10/2024 | 2023-01032 | OND 2007, LLC, | -14,151.32 |
| 10/10/2024 | 2023-01258 | OND 2007, LLC, | 2,069.86 |
| 10/10/2024 | 2023-01258 | OND 2007, LLC, | -291.95 |
| 10/10/2024 | 2023-01258 | OND 2007, LLC, | -20.00 |
| 10/10/2024 | 2023-01258 | OND 2007, LLC, | -1,757.91 |
| 10/10/2024 | 2023-01259 | OND 2007, LLC, | 1,067.89 |
| 10/10/2024 | 2023-01259 | OND 2007, LLC, | -162.03 |
| 10/10/2024 | 2023-01259 | OND 2007, LLC, | -20.00 |
| 10/10/2024 | 2023-01259 | OND 2007, LLC, | -885.86 |
| 10/10/2024 | 2023-01260 | OND 2007, LLC, | 2,218.43 |
| 10/10/2024 | 2023-01260 | OND 2007, LLC, | -311.21 |
| 10/10/2024 | 2023-01260 | OND 2007, LLC, | -20.00 |
| 10/10/2024 | 2023-01260 | OND 2007, LLC, | -1,887.22 |
| 10/10/2024 | 2023-01261 | OND 2007, LLC, | 2,728.74 |
| 10/10/2024 | 2023-01261 | OND 2007, LLC, | -377.38 |
| 10/10/2024 | 2023-01261 | OND 2007, LLC, | -20.00 |
| 10/10/2024 | 2023-01261 | OND 2007, LLC, | -2,331.36 |
| 10/10/2024 | 2023-01506 | OND 2007, LLC, | 9,121.85 |
| 10/10/2024 | 2023-01506 | OND 2007, LLC, | -1,207.08 |
| 10/10/2024 | 2023-01506 | OND 2007, LLC, | -20.00 |
| 10/10/2024 | 2023-01506 | OND 2007, LLC, | -7,894.77 |
| 10/31/2024 | | ENDING BALANCE | \$ 0.00 |

**Kane County
Individual Account Status for October 2024**

REDEMPTION ACCOUNTS

| | | |
|---|-----------------------------------|--------------------------|
| OND 2007, LLC | Account: 2023-00387 | (10/20/2024) |
| Parcel: 06-01-429-008 | Tax Years: 2022, 2023 | |
| | Prop Addr: 1409 DUNDEE AVE, ELGIN | |
| Legal: Trout Park Subdn part Lots 1 & 2 Block 1 as desc in Doc #1815019 | | |
| | TOTAL AMOUNT CHARGED | \$ 7,162.77 |
| 10/10/2024 | Down Payment | 7,162.77 |
| 10/10/2024 | Kane County Tax Agent | -952.88 |
| 10/10/2024 | Kane County Clerk | -20.00 |
| 10/10/2024 | Kane County Collector | -6,189.89 |
| <u>ACCOUNT CLOSED</u> | | Total In Account \$ 0.00 |

| | | |
|--|----------------------------|--------------------------|
| OND 2007, LLC | Account: 2023-00685 | (10/20/2024) |
| Parcel: 06-27-252-012 | Tax Years: 2022, 2023 | |
| | Prop Addr: BOWES RD, ELGIN | |
| Legal: Fox Bluff Corporate Center Lot 32 (Except part desc in Doc 96K013187) | | |
| | TOTAL AMOUNT CHARGED | \$ 9,147.10 |
| 10/10/2024 | Down Payment | 9,147.10 |
| 10/10/2024 | Kane County Tax Agent | -1,210.33 |
| 10/10/2024 | Kane County Clerk | -20.00 |
| 10/10/2024 | Kane County Collector | -7,916.77 |
| <u>ACCOUNT CLOSED</u> | | Total In Account \$ 0.00 |

| | | |
|-----------------------|----------------------------|--------------------------|
| OND 2007, LLC | Account: 2023-01032 | (10/20/2024) |
| Parcel: 12-21-251-059 | Tax Years: 2022, 2023 | |
| | Prop Addr: 1ST ST, BATAVIA | |
| Legal: | | |
| | TOTAL AMOUNT CHARGED | \$ 16,316.40 |
| 10/10/2024 | Down Payment | 16,316.40 |
| 10/10/2024 | Kane County Tax Agent | -2,145.08 |
| 10/10/2024 | Kane County Clerk | -20.00 |
| 10/10/2024 | Kane County Collector | -14,151.32 |
| <u>ACCOUNT CLOSED</u> | | Total In Account \$ 0.00 |

**Kane County
Individual Account Status for October 2024**

| | | | | | | | | | | | | | | | | | |
|---|---|--------------------------|----------------------|-------------|--|-------------------------|----------|--|----------------------------------|---------|--|------------------------------|--------|--|----------------------------------|-----------|--|
| OND 2007, LLC Parcel: 15-14-451-003 Legal: Part Se 1/4 Sec 14-38-8 | Account: 2023-01258 Tax Years: 2022, 2023 Prop Addr: RURAL ST, AURORA | (10/20/2024) | | | | | | | | | | | | | | | |
| <table border="0" style="width: 100%; border-collapse: collapse;"> <tr> <td style="width: 50%;">TOTAL AMOUNT CHARGED</td> <td style="width: 30%; text-align: right;">\$ 2,069.86</td> <td style="width: 20%;"></td> </tr> <tr> <td>10/10/2024 Down Payment</td> <td style="text-align: right;">2,069.86</td> <td></td> </tr> <tr> <td>10/10/2024 Kane County Tax Agent</td> <td style="text-align: right;">-291.95</td> <td></td> </tr> <tr> <td>10/10/2024 Kane County Clerk</td> <td style="text-align: right;">-20.00</td> <td></td> </tr> <tr> <td>10/10/2024 Kane County Collector</td> <td style="text-align: right;">-1,757.91</td> <td></td> </tr> </table> | | | TOTAL AMOUNT CHARGED | \$ 2,069.86 | | 10/10/2024 Down Payment | 2,069.86 | | 10/10/2024 Kane County Tax Agent | -291.95 | | 10/10/2024 Kane County Clerk | -20.00 | | 10/10/2024 Kane County Collector | -1,757.91 | |
| TOTAL AMOUNT CHARGED | \$ 2,069.86 | | | | | | | | | | | | | | | | |
| 10/10/2024 Down Payment | 2,069.86 | | | | | | | | | | | | | | | | |
| 10/10/2024 Kane County Tax Agent | -291.95 | | | | | | | | | | | | | | | | |
| 10/10/2024 Kane County Clerk | -20.00 | | | | | | | | | | | | | | | | |
| 10/10/2024 Kane County Collector | -1,757.91 | | | | | | | | | | | | | | | | |
| <u>ACCOUNT CLOSED</u> | | Total In Account \$ 0.00 | | | | | | | | | | | | | | | |

| | | | | | | | | | | | | | | | | | |
|---|---|--------------------------|----------------------|-------------|--|-------------------------|----------|--|----------------------------------|---------|--|------------------------------|--------|--|----------------------------------|---------|--|
| OND 2007, LLC Parcel: 15-14-451-004 Legal: Part Se 1/4 Sec 14-38-8 | Account: 2023-01259 Tax Years: 2022, 2023 Prop Addr: RURAL ST, AURORA | (10/20/2024) | | | | | | | | | | | | | | | |
| <table border="0" style="width: 100%; border-collapse: collapse;"> <tr> <td style="width: 50%;">TOTAL AMOUNT CHARGED</td> <td style="width: 30%; text-align: right;">\$ 1,067.89</td> <td style="width: 20%;"></td> </tr> <tr> <td>10/10/2024 Down Payment</td> <td style="text-align: right;">1,067.89</td> <td></td> </tr> <tr> <td>10/10/2024 Kane County Tax Agent</td> <td style="text-align: right;">-162.03</td> <td></td> </tr> <tr> <td>10/10/2024 Kane County Clerk</td> <td style="text-align: right;">-20.00</td> <td></td> </tr> <tr> <td>10/10/2024 Kane County Collector</td> <td style="text-align: right;">-885.86</td> <td></td> </tr> </table> | | | TOTAL AMOUNT CHARGED | \$ 1,067.89 | | 10/10/2024 Down Payment | 1,067.89 | | 10/10/2024 Kane County Tax Agent | -162.03 | | 10/10/2024 Kane County Clerk | -20.00 | | 10/10/2024 Kane County Collector | -885.86 | |
| TOTAL AMOUNT CHARGED | \$ 1,067.89 | | | | | | | | | | | | | | | | |
| 10/10/2024 Down Payment | 1,067.89 | | | | | | | | | | | | | | | | |
| 10/10/2024 Kane County Tax Agent | -162.03 | | | | | | | | | | | | | | | | |
| 10/10/2024 Kane County Clerk | -20.00 | | | | | | | | | | | | | | | | |
| 10/10/2024 Kane County Collector | -885.86 | | | | | | | | | | | | | | | | |
| <u>ACCOUNT CLOSED</u> | | Total In Account \$ 0.00 | | | | | | | | | | | | | | | |

| | | | | | | | | | | | | | | | | | |
|---|---|--------------------------|----------------------|-------------|--|-------------------------|----------|--|----------------------------------|---------|--|------------------------------|--------|--|----------------------------------|-----------|--|
| OND 2007, LLC Parcel: 15-14-451-005 Legal: Part Se 1/4 Sec 14-38-8 | Account: 2023-01260 Tax Years: 2022, 2023 Prop Addr: RURAL ST, AURORA | (10/20/2024) | | | | | | | | | | | | | | | |
| <table border="0" style="width: 100%; border-collapse: collapse;"> <tr> <td style="width: 50%;">TOTAL AMOUNT CHARGED</td> <td style="width: 30%; text-align: right;">\$ 2,218.43</td> <td style="width: 20%;"></td> </tr> <tr> <td>10/10/2024 Down Payment</td> <td style="text-align: right;">2,218.43</td> <td></td> </tr> <tr> <td>10/10/2024 Kane County Tax Agent</td> <td style="text-align: right;">-311.21</td> <td></td> </tr> <tr> <td>10/10/2024 Kane County Clerk</td> <td style="text-align: right;">-20.00</td> <td></td> </tr> <tr> <td>10/10/2024 Kane County Collector</td> <td style="text-align: right;">-1,887.22</td> <td></td> </tr> </table> | | | TOTAL AMOUNT CHARGED | \$ 2,218.43 | | 10/10/2024 Down Payment | 2,218.43 | | 10/10/2024 Kane County Tax Agent | -311.21 | | 10/10/2024 Kane County Clerk | -20.00 | | 10/10/2024 Kane County Collector | -1,887.22 | |
| TOTAL AMOUNT CHARGED | \$ 2,218.43 | | | | | | | | | | | | | | | | |
| 10/10/2024 Down Payment | 2,218.43 | | | | | | | | | | | | | | | | |
| 10/10/2024 Kane County Tax Agent | -311.21 | | | | | | | | | | | | | | | | |
| 10/10/2024 Kane County Clerk | -20.00 | | | | | | | | | | | | | | | | |
| 10/10/2024 Kane County Collector | -1,887.22 | | | | | | | | | | | | | | | | |
| <u>ACCOUNT CLOSED</u> | | Total In Account \$ 0.00 | | | | | | | | | | | | | | | |

| | | | | | | | | | | | | | | | | | |
|---|--|--------------------------|----------------------|-------------|--|-------------------------|----------|--|----------------------------------|---------|--|------------------------------|--------|--|----------------------------------|-----------|--|
| OND 2007, LLC Parcel: 15-14-451-006 Legal: Part Se 1/4 Sec 14-38-8 | Account: 2023-01261 Tax Years: 2022, 2023 Prop Addr: 1055 RURAL ST, AURORA | (10/20/2024) | | | | | | | | | | | | | | | |
| <table border="0" style="width: 100%; border-collapse: collapse;"> <tr> <td style="width: 50%;">TOTAL AMOUNT CHARGED</td> <td style="width: 30%; text-align: right;">\$ 2,728.74</td> <td style="width: 20%;"></td> </tr> <tr> <td>10/10/2024 Down Payment</td> <td style="text-align: right;">2,728.74</td> <td></td> </tr> <tr> <td>10/10/2024 Kane County Tax Agent</td> <td style="text-align: right;">-377.38</td> <td></td> </tr> <tr> <td>10/10/2024 Kane County Clerk</td> <td style="text-align: right;">-20.00</td> <td></td> </tr> <tr> <td>10/10/2024 Kane County Collector</td> <td style="text-align: right;">-2,331.36</td> <td></td> </tr> </table> | | | TOTAL AMOUNT CHARGED | \$ 2,728.74 | | 10/10/2024 Down Payment | 2,728.74 | | 10/10/2024 Kane County Tax Agent | -377.38 | | 10/10/2024 Kane County Clerk | -20.00 | | 10/10/2024 Kane County Collector | -2,331.36 | |
| TOTAL AMOUNT CHARGED | \$ 2,728.74 | | | | | | | | | | | | | | | | |
| 10/10/2024 Down Payment | 2,728.74 | | | | | | | | | | | | | | | | |
| 10/10/2024 Kane County Tax Agent | -377.38 | | | | | | | | | | | | | | | | |
| 10/10/2024 Kane County Clerk | -20.00 | | | | | | | | | | | | | | | | |
| 10/10/2024 Kane County Collector | -2,331.36 | | | | | | | | | | | | | | | | |
| <u>ACCOUNT CLOSED</u> | | Total In Account \$ 0.00 | | | | | | | | | | | | | | | |

**Kane County
Individual Account Status for October 2024**

OND 2007, LLC

Parcel: 15-23-478-005

Account: 2023-01506

(10/20/2024)

Tax Years: 2022, 2023

Prop Addr: 127 N LOUCKS ST, AURORA

Legal: Washington Heights Addn : Lots 6 & 7 Block 1 Lot Dimensions: 100 x 134.5 Approx Lot
Sq Ft 13450SUBDIVISION: Washington Heights Addn RANGE CODE: 001

| | | |
|----------------------|-----------------------|-------------|
| TOTAL AMOUNT CHARGED | | \$ 9,121.85 |
| 10/10/2024 | Down Payment | 9,121.85 |
| 10/10/2024 | Kane County Tax Agent | -1,207.08 |
| 10/10/2024 | Kane County Clerk | -20.00 |
| 10/10/2024 | Kane County Collector | -7,894.77 |

ACCOUNT CLOSED

Total In Account

\$ 0.00

===== END OF REDEMPTION ACCOUNTS =====

**Kane County
Individual Account Status for October 2024**

SALE ACCOUNTS

===== END OF SALE ACCOUNTS =====

TOTAL PAID FOR ALL ACCOUNTS \$0.00

STATE OF ILLINOIS)

SS.

COUNTY OF KANE)

REPORT NO. TMP-24-3216

MONTHLY REPORT

COUNTY OF KANE

KANE COUNTY ASSESSMENT OFFICE

Mark D. Armstrong, CIAO-M
Supervisor of Assessments

Holly A. Winter, CIAO-I
Chief Deputy Supervisor of Assessments



719 Batavia Avenue, Building C
Geneva, Illinois 60134-3000
(630) 208-3818

Assessments.KaneCountyIL.gov

Memorandum

To: The Honorable Chairperson Jarett Sanchez and the
Public Service Committee of Kane County Board

From: Mark D. Armstrong, CIAO-M

Date: November 13, 2024

Re: Monthly report

Monthly Production Report

These are monthly and year-to-date summaries of work performed by the Kane County Assessment Office during the previous month, compared to the prior year:

| <i>Documents Processed</i> | <i>October 2023</i> | <i>2023 Year-To-Date</i> | <i>October 2024</i> | <i>2024 Year-To-Date</i> |
|---|-------------------------|------------------------------|-------------------------|------------------------------|
| Deeds | 1,154 | 11,940 | 1,326 | 11,447 |
| Transfer Declarations | 740 | 7,488 | 836 | 7,220 |
| Name/Address Changes | 1,557 | 17,280 | 1,153 | 15,430 |
| Homestead Exemption Applications | 91 | 1,576 | 99 | 1,771 |
| Homestead Removals | 9 | 1,699 | 36 | 1,436 |
| Senior Exemption Applications | 270 | 2,582 | 67 | 2,588 |
| Senior Freeze Applications | 1,563 | 4,232 | 752 | 7,138 |
| Veteran/Disabled Exemption Applications | 303 | 1,927 | 153 | 2,129 |
| Assessment Corrections | 394 | 1,240 | 887 | 887 |
| Certificates of Error | 79 | 2,688 | 46 | 2,985 |
| Subdivisions | 10 | 47 | 3 | 18 |
| Total Documents Processed | 6,170 | 52,699 | 5,358 | 53,049 |
| KaneCountyAssessments.org Visits | 10,120 | 132,561 | 10,183 | 116,639 |
| KaneCountyAssessments.org Page Views | 23,590 | 287,873 | 23,198 | 247,266 |
| DevNet wEdge Visits | 51,368 | 676,012 | 54,040 | 629,044 |
| DevNet wEdge Page Views | 239,553 | 2,578,685 | 232,988 | 2,534,754 |
| Telephone Inquiries | 1,650 | 19,166 | 1,531 | 18,822 |
| Property Tax Appeal Board Filings | 0 | 221 | 0 | 329 |
| New E-News Subscribers | 30 | 415 | 16 | 319 |
| Public Presentation Attendance | 0 | 266 | 40 | 1,059 |

To: The Honorable Chairperson Jarett Sanchez and the
Public Service Committee of Kane County Board
November 13, 2024
Page 2 of 5

2024 Assessment Roll Progress

Since the last meeting of the Committee, the final deadline for all Board of Review filings has passed. While additional postmarked complaints may still arrive, the final numbers can be approximated.

Assessment complaints are measured on two bases:

- *Assessment-complaint dockets* are taxpayer filings that may include more than one tax parcel. For example, if a multi-parcel property has unified ownership, common use, and physical contiguity, it can be filed as a single complaint with multiple parcels. This would also include complaints for condominium properties where the association has filed a complaint on behalf of all unit owners:

| Assessment-Complaint Dockets, 2020-2042 | | | | | | | | | | |
|---|--------------|-------------|-----------------|-------------|-----------------|--------------|-----------------|--------------|-----------------|-----------------------------|
| (One docket includes one or more Parcels with a unified ownership and use) | | | | | | | | | | |
| Township | 2020 | 2021 | % change | 2022 | % change | 2023 | % change | 2024 | % change | Quadrennial % Change |
| Hampshire | 16 | 16 | 0.00% | 12 | -25.00% | 17 | 41.67% | 26 | 52.94% | 62.50% |
| Rutland | 45 | 29 | -35.56% | 22 | -24.14% | 54 | 145.45% | 53 | -1.85% | 17.78% |
| Dundee | 213 | 115 | -46.01% | 126 | 9.57% | 267 | 111.90% | 165 | -38.20% | -22.54% |
| Burlington | 7 | 6 | -14.29% | 4 | -33.33% | 51 | 1175.00% | 7 | -86.27% | 0.00% |
| Plato | 27 | 29 | 7.41% | 18 | -37.93% | 54 | 200.00% | 45 | -16.67% | 66.67% |
| Elgin | 159 | 119 | -25.16% | 74 | -37.82% | 176 | 137.84% | 149 | -15.34% | -6.29% |
| Virgil | 0 | 0 | N/A | 0 | N/A | 3 | N/A | 2 | -33.33% | N/A |
| Campton | 32 | 32 | 0.00% | 16 | -50.00% | 44 | 175.00% | 27 | -38.64% | -15.63% |
| St. Charles | 219 | 138 | -36.99% | 84 | -39.13% | 218 | 159.52% | 137 | -37.16% | -37.44% |
| Kaneville | 1 | 0 | -100.00% | 0 | N/A | 1 | N/A | 0 | -100.00% | -100.00% |
| Blackberry | 26 | 27 | 3.85% | 16 | -40.74% | 52 | 225.00% | 10 | -80.77% | -61.54% |
| Geneva | 72 | 60 | -16.67% | 42 | -30.00% | 95 | 126.19% | 75 | -21.05% | 4.17% |
| Batavia | 61 | 52 | -14.75% | 38 | -26.92% | 90 | 136.84% | 73 | -18.89% | 19.67% |
| Big Rock | 3 | 3 | 0.00% | 3 | 0.00% | 3 | 0.00% | 0 | -100.00% | -100.00% |
| Sugar Grove | 56 | 33 | -41.07% | 21 | -36.36% | 31 | 47.62% | 29 | -6.45% | -48.21% |
| Aurora | 287 | 165 | -42.51% | 138 | -16.36% | 198 | 43.48% | 239 | 20.71% | -16.72% |
| Total | 1,224 | 824 | -32.68% | 614 | -25.49% | 1,354 | 120.52% | 1,037 | -23.41% | -15.28% |

To: The Honorable Chairperson Jarett Sanchez and the
Public Service Committee of Kane County Board
November 13, 2024
Page 3 of 5

- *Assessment-complaint parcels* are individual Parcel Numbers on the Kane County Cadastral Maps. Multiple parcels (including condominium units if a complaint is filed by the association) may be included in a single complaint docket if they meet the criteria above:

| Assessment-Complaint Parcels, 2020-2024 | | | | | | | | | | |
|---|--------------|--------------|----------------|------------|----------------|--------------|----------------|--------------|----------------|----------------------|
| Township | 2020 | 2021 | % change | 2022 | % change | 2023 | % change | 2024 | % change | Quadrennial % Change |
| Hampshire | 17 | 17 | 0.00% | 16 | -5.88% | 22 | 37.50% | 41 | 86.36% | 141.18% |
| Rutland | 63 | 33 | -47.62% | 24 | -27.27% | 67 | 179.17% | 59 | -11.94% | -6.35% |
| Dundee | 373 | 166 | -55.50% | 175 | 5.42% | 398 | 127.43% | 231 | -41.96% | -38.07% |
| Burlington | 8 | 6 | -25.00% | 4 | -33.33% | 55 | 1275.00% | 11 | -80.00% | 37.50% |
| Plato | 28 | 41 | 46.43% | 38 | -7.32% | 55 | 44.74% | 46 | -16.36% | 64.29% |
| Elgin | 337 | 175 | -48.07% | 146 | -16.57% | 237 | 62.33% | 187 | -21.10% | -44.51% |
| Virgil | 0 | 0 | N/A | 0 | N/A | 5 | N/A | 2 | -60.00% | N/A |
| Campton | 32 | 34 | 6.25% | 17 | -50.00% | 45 | 164.71% | 27 | -40.00% | -15.63% |
| St. Charles | 312 | 233 | -25.32% | 100 | -57.08% | 255 | 155.00% | 154 | -39.61% | -50.64% |
| Kaneville | 1 | 0 | -100.00% | 0 | N/A | 1 | N/A | 0 | -100.00% | -100.00% |
| Blackberry | 42 | 50 | 19.05% | 16 | -68.00% | 52 | 225.00% | 10 | -80.77% | -76.19% |
| Geneva | 75 | 72 | -4.00% | 53 | -26.39% | 123 | 132.08% | 103 | -16.26% | 37.33% |
| Batavia | 95 | 87 | -8.42% | 40 | -54.02% | 104 | 160.00% | 114 | 9.62% | 20.00% |
| Big Rock | 4 | 3 | -25.00% | 4 | 33.33% | 3 | -25.00% | 0 | -100.00% | -100.00% |
| Sugar Grove | 61 | 42 | -31.15% | 26 | -38.10% | 38 | 46.15% | 37 | -2.63% | -39.34% |
| Aurora | 380 | 203 | -46.58% | 188 | -7.39% | 264 | 40.43% | 349 | 32.20% | -8.16% |
| Total | 1,828 | 1,162 | -36.43% | 847 | -27.11% | 1,724 | 103.54% | 1,371 | -20.48% | -25.00% |

As a whole, the number of assessment-complaint dockets filed by Kane County taxpayers decreased by 23% from the 2023 year to 1,073 filings. Additionally, the number of filings is down by 15% as compared to the “year four” of the assessment cycle that took place four years ago in 2020. On an individual parcel level, the number of parcels upon which complaints were filed decreased 20% to 1,371; this is a 25% decline from the 2020 taxable year.

To: The Honorable Chairperson Jarett Sanchez and the
Public Service Committee of Kane County Board
November 13, 2024
Page 4 of 5

These changes compare to the prior six quadrennial-assessment cycles as follows:

| Year | Total Parcels | Complaint Parcels | Complaint Rate | % Change PY |
|------|---------------|-------------------|----------------|-------------|
| 1998 | 144,770 | 355 | 0.25% | N/A |
| 1999 | 150,047 | 817 | 0.54% | 122.05% |
| 2000 | 153,987 | 397 | 0.26% | -52.65% |
| 2001 | 157,641 | 342 | 0.22% | -15.85% |
| 2002 | 160,940 | 358 | 0.22% | 2.53% |
| 2003 | 164,743 | 549 | 0.33% | 49.81% |
| 2004 | 169,926 | 876 | 0.52% | 54.70% |
| 2005 | 176,036 | 819 | 0.47% | -9.75% |
| 2006 | 183,790 | 812 | 0.44% | -5.04% |
| 2007 | 188,890 | 1,599 | 0.85% | 91.60% |
| 2008 | 191,348 | 2,674 | 1.40% | 65.08% |
| 2009 | 191,698 | 3,670 | 1.91% | 37.00% |
| 2010 | 191,845 | 4,936 | 2.57% | 34.39% |
| 2011 | 191,940 | 5,480 | 2.86% | 10.97% |
| 2012 | 192,055 | 4,492 | 2.34% | -18.08% |
| 2013 | 192,378 | 3,340 | 1.74% | -25.77% |
| 2014 | 192,502 | 2,314 | 1.20% | -30.76% |
| 2015 | 193,048 | 2,496 | 1.29% | 7.56% |
| 2016 | 193,692 | 3,517 | 1.82% | 40.44% |
| 2017 | 194,097 | 2,836 | 1.46% | -19.53% |
| 2018 | 194,940 | 1,400 | 0.72% | -50.85% |
| 2019 | 195,984 | 2,571 | 1.31% | 82.66% |
| 2020 | 196,654 | 1,828 | 0.93% | -29.14% |
| 2021 | 197,588 | 1,162 | 0.59% | -36.73% |
| 2022 | 198,407 | 847 | 0.43% | -27.41% |
| 2023 | 199,369 | 1,724 | 0.86% | 102.56% |
| 2024 | 199,790 | 1,371 | 0.69% | -20.64% |

| Assessment Year | Median Change | Mean Change |
|-------------------------|---------------|-------------|
| General Assessment Year | 82.66% | 66.74% |
| Year 2 | 40.44% | 23.27% |
| Year 3 | -17.69% | -11.77% |
| Year 4 | -16.22% | -12.86% |

To: The Honorable Chairperson Jarett Sanchez and the
Public Service Committee of Kane County Board
November 13, 2024
Page 5 of 5

Board of Review Hearings for the 2021 Taxable Year

Board of Review hearings on assessment complaints began Monday, September 9. For the orderly dispatch of business, all Kane County Board of Review hearings are being conducted by either teleconference or video conference. Hearings will continue until complete, which is anticipated to continue well ahead of the statutory adjournment date of March 15, 2025.

* * * *

Please let me know if you need additional information on these topics.

STATE OF ILLINOIS)

SS.

COUNTY OF KANE)

REPORT NO. TMP-24-3074

MONTHLY REPORT

COUNTY OF KANE

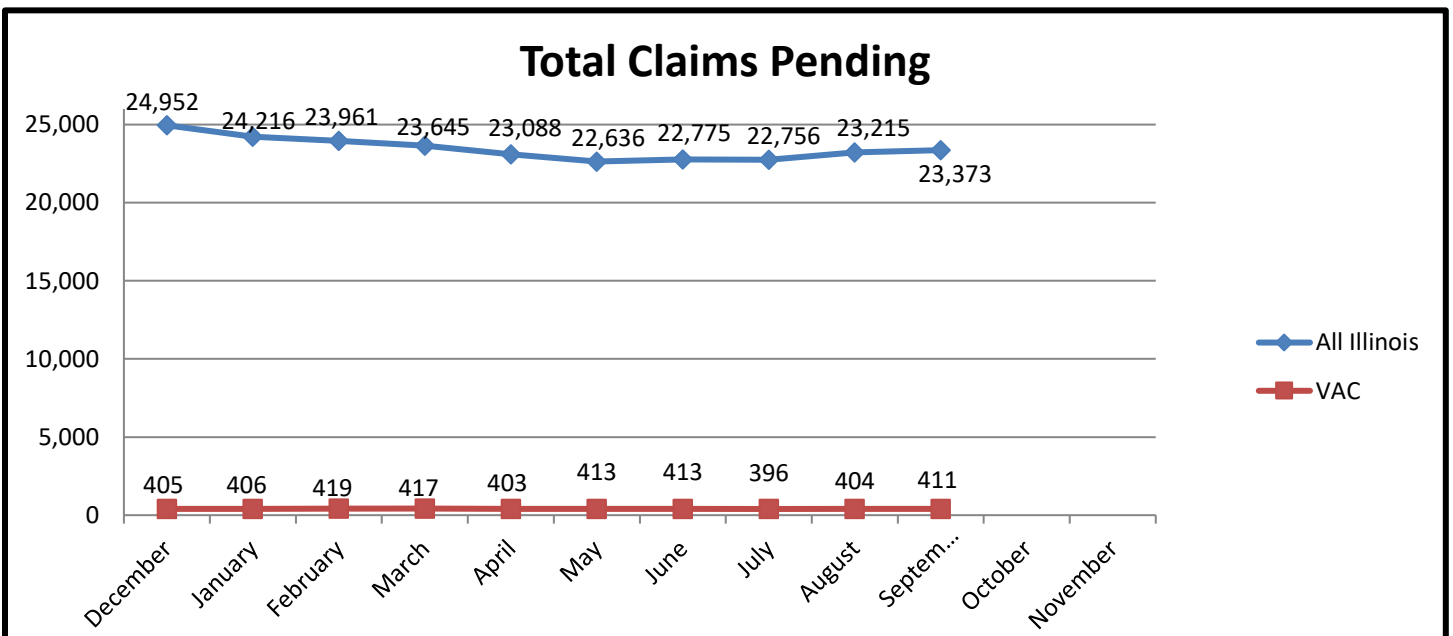
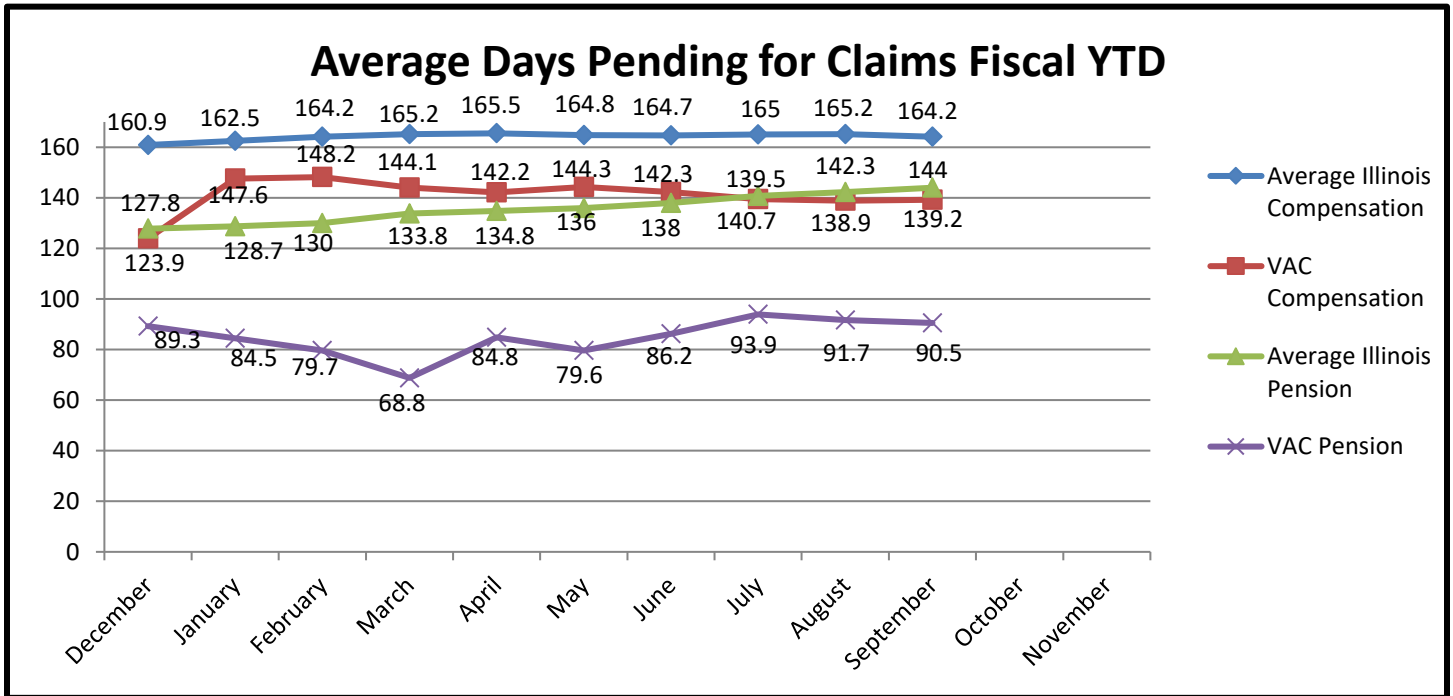
VETERANS ASSISTANCE COMMISSION

JACOB A. ZIMMERMAN
Superintendent

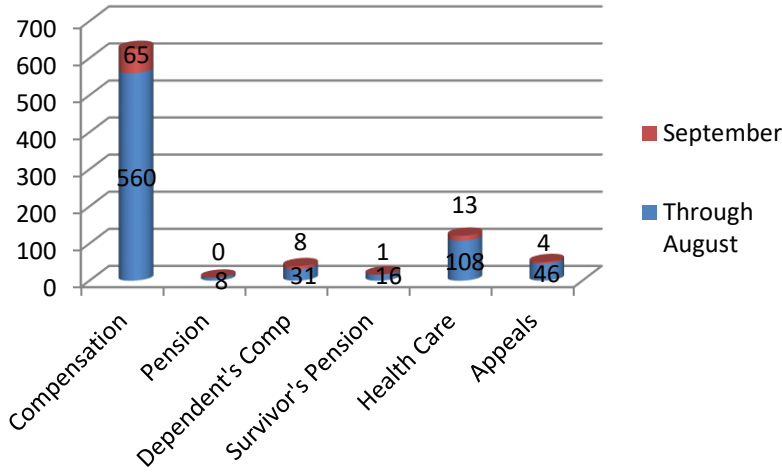


COUNTY GOVERNMENT CENTER
719 South Batavia Avenue, Building A
Geneva, Illinois 60134-3077
Phone: (630) 232-3550
Fax: (630) 232-5403
www.countyofkane.org/pages/veterans.aspx

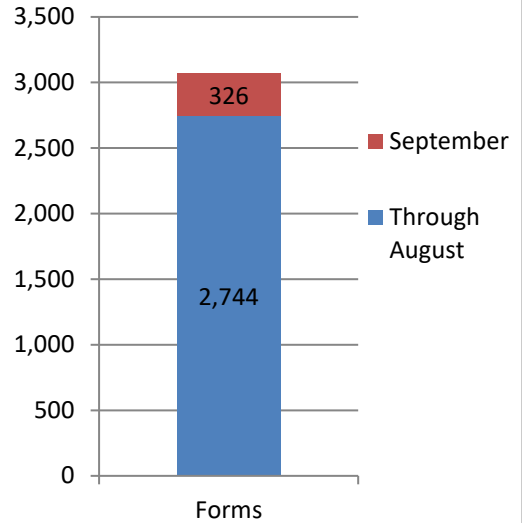
Monthly Report on Commission Activities



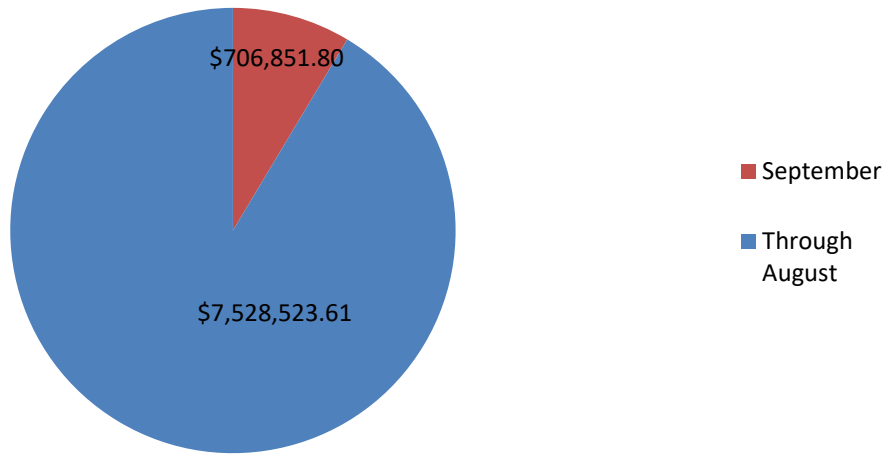
Claims Applications Filed



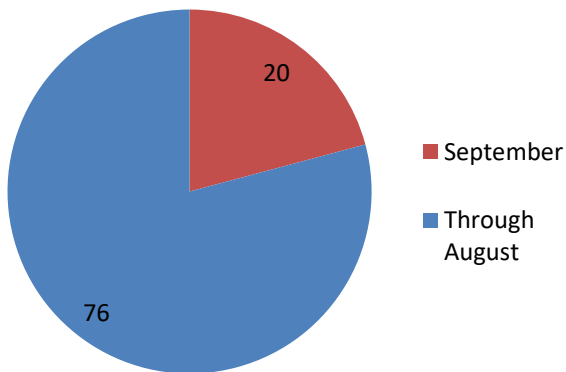
Forms Completed



New VA Payments to Claimants Fiscal YTD



Ride-in-Kane Rides



Financial Assistance Expenditures

- Shelter
- Gas
- Electric
- Water
- Sewage
- Garbage
- Food
- Personal
- Burial

VETERANS ASSISTANCE COMMISSION CLAIMS REPORT

| Category | December | January | February | March | April | May | June | July | August | September | October | November | FY 2024 Total |
|---|---------------|--------------|-----------------|-----------------|---------------|-----------------|---------------|---------------|---------------|--------------|---------|----------|-----------------|
| Service-Connected Disability Claims | 46 | 47 | 47 | 50 | 47 | 52 | 50 | 44 | 59 | 50 | | | 492 |
| Non-Service Connected Pension Claims | 0 | 2 | 1 | 1 | 0 | 1 | 0 | 0 | 2 | 0 | | | 7 |
| Dependent's Compensation Claims | 3 | 2 | 4 | 1 | 4 | 5 | 5 | 2 | 3 | 8 | | | 37 |
| Survivor's Pension Claims | 2 | 4 | 2 | 2 | 2 | 0 | 0 | 1 | 0 | 1 | | | 14 |
| Intent-to-File | 35 | 36 | 41 | 24 | 49 | 29 | 18 | 50 | 30 | 43 | | | 355 |
| VA Health Care Applications | 8 | 11 | 5 | 20 | 13 | 15 | 6 | 17 | 13 | 13 | | | 121 |
| Claims Follow Up or Decision Review | 85 | 128 | 58 | 83 | 126 | 76 | 105 | 138 | 100 | 115 | | | 1,014 |
| Supplemental Claim | 11 | 15 | 17 | 16 | 15 | 10 | 12 | 15 | 14 | 15 | | | 140 |
| Higher Level Review (Appeal) | 0 | 5 | 4 | 5 | 5 | 7 | 5 | 3 | 4 | 3 | | | 41 |
| Board of Veterans Appeals (Appeal) | 1 | 0 | 1 | 1 | 0 | 1 | 1 | 1 | 2 | 1 | | | 9 |
| Board Hearing or Informal Conference | 1 | 2 | 0 | 0 | 3 | 0 | 4 | 4 | 2 | 7 | | | 23 |
| Burial Benefits Applications | 5 | 7 | 4 | 2 | 1 | 6 | 3 | 2 | 3 | 11 | | | 44 |
| Military or Other Record Request | 23 | 21 | 9 | 31 | 117 | 85 | 29 | 27 | 27 | 14 | | | 383 |
| Corrections / Upgrade Military Records | 0 | 1 | 4 | 1 | 3 | 4 | 2 | 1 | 1 | 1 | | | 18 |
| Federal Ancillary Benefit Applications | 5 | 6 | 5 | 1 | 3 | 4 | 5 | 5 | 7 | 8 | | | 49 |
| State Ancillary Benefit Applications | 6 | 9 | 5 | 13 | 44 | 30 | 15 | 11 | 21 | 15 | | | 169 |
| Dependent's Ancillary Applications | 3 | 17 | 7 | 6 | 8 | 7 | 14 | 12 | 20 | 17 | | | 111 |
| Total Forms or Letters Completed | 322 | 333 | 302 | 293 | 343 | 303 | 273 | 285 | 290 | 326 | | | 3,070 |
| Total Clients Assisted | 211 | 283 | 210 | 264 | 401 | 291 | 225 | 273 | 264 | 264 | | | 2,686 |
| Total Claims Pending | 405 | 406 | 419 | 417 | 403 | 413 | 413 | 396 | 404 | 411 | | | |
| Total Intents-to-File Pending | 166 | 156 | 159 | 163 | 185 | 189 | 186 | 204 | 170 | 189 | | | |
| Ride-in-Kane Rides | 2 | 6 | 2 | 3 | 14 | 10 | 12 | 14 | 13 | 20 | | | 96 |
| New VA Monetary Awards | \$ 487,542.22 | \$836,526.64 | \$ 1,019,957.12 | \$ 1,002,225.60 | \$ 689,416.82 | \$ 1,128,386.57 | \$ 870,085.24 | \$ 776,208.28 | \$ 718,175.12 | \$706,851.80 | | | \$ 8,235,375.41 |

STATE OF ILLINOIS)

SS.

COUNTY OF KANE)

REPORT NO. TMP-24-3226

MONTHLY REPORT

MONTHLY REPORT OF THE KANE COUNTY CLERK

OCTOBER 2024

| 2023 | 2023 | | 2024 | 2024 |
|-----------------------|--------------------|--|---------------------|-----------------------|
| YTD | MONTH | RECEIPTS | MONTH | YTD |
| \$189.00 | \$27.00 | Civil Union Licenses | \$27.00 | \$162.00 |
| \$82,188.00 | \$8,154.00 | Marriage Licenses | \$8,559.00 | \$86,238.00 |
| \$258.00 | \$16.00 | Notary Comm & Certificates | \$13.00 | \$234.00 |
| \$1,860.00 | \$120.00 | Assumed Business Names | \$90.00 | \$1,955.00 |
| \$212,366.90 | \$12,670.00 | Passport Fees | \$17,015.00 | \$225,687.00 |
| \$469,672.20 | \$38,032.60 | Certified Copy Fees | \$45,903.60 | \$464,860.00 |
| \$92,613.60 | \$2,736.00 | Tax Redemption Fees | \$4,651.20 | \$92,066.40 |
| \$431,709.20 | \$310.00 | Election fees | \$32.00 | \$113,929.14 |
| \$20,291.72 | \$234.40 | Tax Extension fees | \$261.50 | \$20,444.03 |
| \$25,385.72 | \$1,403.00 | Miscellaneous Fees | \$1,637.44 | \$23,678.69 |
| \$261.88 | \$12.98 | Interest: Fee Account | \$195.55 | \$932.72 |
| \$3,827.51 | \$258.10 | Interest: Tax Redemption Fund | \$2,230.36 | \$10,801.45 |
| \$118,088.00 | \$9,504.00 | State Death Surcharge Fund | \$11,584.00 | \$118,636.00 |
| \$35.00 | \$5.00 | State Civil Union Domestic Violence Fund | \$5.00 | \$30.00 |
| \$15,220.00 | \$1,510.00 | State Marriage Domestic Violence Fund | \$1,585.00 | \$15,970.00 |
| \$169,886.80 | \$13,904.80 | Vital Records Automation Fund | \$16,910.40 | \$168,227.80 |
| \$18,144.00 | \$0.00 | Death Surcharge Reimbursement | \$0.00 | \$16,726.00 |
| \$1,661,997.53 | \$88,897.88 | TOTAL RECEIPTS | \$110,700.05 | \$1,360,578.23 |
| \$590.25 | \$78.00 | NSF Checks | \$280.00 | \$774.75 |
| \$1,661,407.28 | \$88,819.88 | TOTAL | \$110,420.05 | \$1,359,803.48 |
| | | | | |
| | | DISBURSEMENTS | | |
| | | To Kane County Treasurer | | |
| | | | | |
| \$1,358,767.73 | \$63,974.08 | General Fund | \$80,615.65 | 1,057,714.43 |
| \$118,088.00 | \$9,504.00 | State Death Surcharge Fund | \$11,584.00 | \$118,636.00 |
| \$35.00 | \$5.00 | State Civil Union Domestic Violence Fund | \$5.00 | \$30.00 |
| \$15,220.00 | \$1,510.00 | State Marriage Domestic Violence Fund | \$1,585.00 | \$15,970.00 |
| \$169,886.80 | \$13,904.80 | Vital Records Automation Fund | \$16,910.40 | \$168,227.80 |
| \$1,661,997.53 | \$88,897.88 | TOTAL DISBURSEMENTS | \$110,700.05 | \$1,360,578.23 |

Submitted by:

John A. Cunningham
Kane County Clerk

Jarett Sanchez
Public Service Committee

Date: November 21, 2024

**COUNTY CLERK - MONTHLY REPORT
OCTOBER 2024**

| TAX REDEMPTION ACCOUNT | MONTH |
|-------------------------------|-----------------------|
| Beginning Balance | \$464,927.29 |
| RECEIPTS | |
| Tax Redemption | \$700,441.75 |
| Interest | \$2,230.36 |
| TOTAL RECEIPTS | \$1,167,599.40 |
| DISBURSEMENTS | |
| To Tax Buyers | \$480,328.96 |
| To Fee Account | \$2,230.36 |
| TOTAL DISBURSEMENTS | \$482,559.32 |
| ENDING BALANCE | \$685,040.08 |

From the Office of
 John A. Cunningham
 Kane County Clerk
 BIRTHS

| MONTH↓ YEAR→ | 2010 | 2011 | 2012 | 2013 | 2014 | 2015 | 2016 | 2017 | 2018 | 2019 | 2020 | 2021 | 2022 | 2023 | 2024 |
|--------------|--------------|--------------|--------------|--------------|--------------|--------------|--------------|--------------|--------------|--------------|--------------|--------------|--------------|--------------|--------------|
| JAN | 646 | 657 | 659 | 662 | 577 | 617 | 628 | 572 | 556 | 558 | 503 | 464 | 447 | 477 | 448 |
| FEB | 638 | 620 | 595 | 609 | 563 | 581 | 593 | 513 | 551 | 530 | 467 | 456 | 497 | 432 | 425 |
| MARCH | 762 | 731 | 648 | 683 | 628 | 631 | 618 | 581 | 573 | 606 | 534 | 567 | 505 | 542 | 448 |
| APRIL | 778 | 722 | 653 | 643 | 666 | 646 | 614 | 549 | 578 | 523 | 568 | 532 | 482 | 485 | 471 |
| MAY | 763 | 714 | 683 | 714 | 711 | 669 | 640 | 622 | 585 | 629 | 554 | 568 | 502 | 545 | 484 |
| JUNE | 783 | 738 | 690 | 717 | 633 | 662 | 642 | 632 | 659 | 576 | 538 | 587 | 511 | 522 | 511 |
| JULY | 752 | 772 | 771 | 741 | 743 | 713 | 644 | 618 | 613 | 600 | 604 | 532 | 576 | 543 | 530 |
| AUG | 763 | 774 | 707 | 683 | 700 | 702 | 707 | 630 | 609 | 616 | 545 | 559 | 597 | 525 | 528 |
| SEPT | 785 | 723 | 707 | 663 | 657 | 671 | 637 | 600 | 599 | 549 | 559 | 569 | 564 | 472 | 491 |
| OCT | 747 | 695 | 717 | 688 | 701 | 659 | 610 | 575 | 593 | 579 | 510 | 540 | 535 | 497 | 486 |
| NOV | 686 | 633 | 633 | 620 | 632 | 607 | 605 | 533 | 584 | 506 | 488 | 483 | 543 | 515 | |
| DEC | 684 | 713 | 621 | 637 | 633 | 633 | 624 | 566 | 564 | 518 | 495 | 491 | 481 | 448 | |
| TOTAL | 8,787 | 8,492 | 8,084 | 8,060 | 7,844 | 7,791 | 7,562 | 6,991 | 7,064 | 6,790 | 6,365 | 6,348 | 6,231 | 6,003 | 4,822 |

From the Office of
John A. Cunningham
Kane County Clerk
DEATHS

| MONTH↓ YEAR→ | 2010 | 2011 | 2012 | 2013 | 2014 | 2015 | 2016 | 2017 | 2018 | 2019 | 2020 | 2021 | 2022 | 2023 | 2024 |
|--------------|--------------|--------------|--------------|--------------|--------------|--------------|--------------|--------------|--------------|--------------|--------------|--------------|-------------|-------------|-------------|
| JAN | 280 | 264 | 259 | 342 | 258 | 296 | 253 | 279 | 303 | 327 | 310 | 410 | 566 | 369 | 361 |
| FEB | 211 | 264 | 238 | 244 | 227 | 248 | 248 | 213 | 255 | 263 | 290 | 314 | 329 | 271 | 300 |
| MARCH | 268 | 261 | 244 | 261 | 259 | 280 | 294 | 295 | 257 | 284 | 294 | 313 | 279 | 314 | 304 |
| APRIL | 239 | 258 | 222 | 269 | 238 | 254 | 238 | 240 | 272 | 264 | 353 | 312 | 295 | 321 | 271 |
| MAY | 273 | 254 | 249 | 253 | 252 | 225 | 253 | 265 | 308 | 261 | 434 | 304 | 330 | 293 | 268 |
| JUNE | 222 | 207 | 241 | 215 | 245 | 243 | 245 | 250 | 233 | 252 | 328 | 296 | 306 | 269 | 288 |
| JULY | 234 | 227 | 225 | 233 | 247 | 237 | 249 | 238 | 274 | 268 | 299 | 293 | 279 | 310 | 302 |
| AUG | 237 | 274 | 273 | 261 | 231 | 247 | 232 | 262 | 257 | 254 | 268 | 271 | 279 | 300 | 311 |
| SEPT | 214 | 239 | 260 | 242 | 250 | 286 | 233 | 248 | 231 | 247 | 304 | 323 | 302 | 286 | 275 |
| OCT | 217 | 266 | 281 | 219 | 248 | 251 | 247 | 270 | 283 | 302 | 327 | 307 | 327 | 322 | 315 |
| NOV | 212 | 261 | 242 | 229 | 239 | 253 | 258 | 262 | 271 | 297 | 468 | 363 | 364 | 323 | |
| DEC | 270 | 236 | 278 | 260 | 326 | 276 | 271 | 292 | 264 | 297 | 428 | 399 | 336 | 334 | |
| TOTAL | 2,877 | 3,011 | 3,012 | 3,028 | 3,020 | 3,096 | 3,021 | 3,114 | 3,208 | 3,316 | 4,103 | 3,905 | 3992 | 3712 | 2995 |

From the Office of
 John A. Cunningham
 Kane County Clerk
 ASSUMED NAME

| MONTH ↓ YEAR → | 2010 | 2011 | 2012 | 2013 | 2014 | 2015 | 2016 | 2017 | 2018 | 2019 | 2020 | 2021 | 2022 | 2023 | 2024 |
|----------------|------------|------------|------------|------------|------------|------------|------------|------------|------------|------------|------------|------------|------------|------------|------------|
| JAN | 43 | 38 | 58 | 35 | 27 | 28 | 41 | 19 | 30 | 22 | 25 | 20 | 16 | 15 | 13 |
| FEB | 44 | 43 | 57 | 42 | 45 | 49 | 48 | 31 | 36 | 29 | 25 | 17 | 26 | 19 | 21 |
| MAR | 74 | 45 | 65 | 48 | 38 | 55 | 58 | 59 | 32 | 40 | 32 | 30 | 25 | 15 | 16 |
| APR | 59 | 58 | 53 | 63 | 71 | 47 | 50 | 55 | 45 | 42 | 18 | 24 | 22 | 20 | 13 |
| MAY | 55 | 70 | 52 | 57 | 69 | 49 | 42 | 43 | 47 | 35 | 11 | 26 | 15 | 20 | 11 |
| JUN | 50 | 60 | 47 | 36 | 42 | 49 | 51 | 54 | 35 | 25 | 10 | 25 | 8 | 10 | 14 |
| JUL | 54 | 49 | 48 | 32 | 49 | 48 | 32 | 35 | 30 | 33 | 30 | 22 | 9 | 10 | 11 |
| AUG | 69 | 43 | 60 | 42 | 38 | 51 | 50 | 27 | 23 | 31 | 24 | 23 | 11 | 13 | 8 |
| SEP | 56 | 47 | 50 | 53 | 42 | 36 | 31 | 34 | 35 | 31 | 25 | 8 | 14 | 18 | 19 |
| OCT | 47 | 31 | 37 | 45 | 50 | 44 | 37 | 29 | 32 | 29 | 26 | 23 | 18 | 5 | 9 |
| NOV | 47 | 40 | 34 | 34 | 35 | 29 | 32 | 36 | 21 | 22 | 22 | 22 | 14 | 14 | |
| DEC | 39 | 43 | 37 | 41 | 38 | 43 | 35 | 36 | 18 | 19 | 16 | 15 | 9 | 9 | |
| TOTAL | 637 | 567 | 598 | 528 | 544 | 528 | 507 | 458 | 384 | 358 | 264 | 255 | 187 | 168 | 135 |

From the Office of
John A. Cunningham
Kane County Clerk
MARRIAGE LICENSE

| MONTH ↓ YEAR → | 2010 | 2011 | 2012 | 2013 | 2014 | 2015 | 2016 | 2017 | 2018 | 2019 | 2020 | 2021 | 2022 | 2023 | 2024 |
|----------------|--------------|--------------|--------------|--------------|--------------|--------------|--------------|--------------|-------------|-------------|-------------|-------------|-------------|-------------|-------------|
| JAN | 125 | 177 | 170 | 158 | 148 | 158 | 178 | 242 | 169 | 163 | 181 | 61 | 168 | 154 | 177 |
| FEB | 167 | 202 | 209 | 168 | 164 | 195 | 178 | 248 | 211 | 176 | 186 | 80 | 203 | 162 | 205 |
| MAR | 213 | 222 | 205 | 175 | 201 | 211 | 240 | 265 | 209 | 238 | 210 | 111 | 258 | 237 | 211 |
| APR | 217 | 229 | 210 | 216 | 269 | 264 | 267 | 251 | 250 | 242 | 84 | 225 | 225 | 229 | 280 |
| MAY | 283 | 302 | 333 | 306 | 313 | 317 | 351 | 363 | 332 | 338 | 102 | 368 | 328 | 336 | 350 |
| JUN | 333 | 409 | 324 | 287 | 354 | 347 | 380 | 353 | 324 | 330 | 216 | 376 | 358 | 344 | 303 |
| JUL | 325 | 277 | 315 | 326 | 356 | 375 | 352 | 311 | 329 | 359 | 260 | 356 | 320 | 313 | 362 |
| AUG | 327 | 358 | 347 | 334 | 387 | 351 | 411 | 399 | 392 | 373 | 203 | 378 | 406 | 422 | 423 |
| SEP | 332 | 330 | 292 | 293 | 327 | 383 | 361 | 366 | 297 | 333 | 243 | 436 | 387 | 374 | 382 |
| OCT | 232 | 227 | 237 | 245 | 273 | 254 | 266 | 277 | 293 | 314 | 249 | 272 | 290 | 302 | 317 |
| NOV | 153 | 202 | 184 | 163 | 152 | 174 | 289 | 246 | 175 | 175 | 112 | 164 | 212 | 204 | |
| DEC | 216 | 175 | 195 | 209 | 195 | 208 | 238 | 217 | 205 | 238 | 103 | 171 | 170 | 179 | |
| TOTAL | 2,923 | 3,110 | 3,021 | 2,880 | 3,139 | 3,237 | 3,511 | 3,538 | 3186 | 3279 | 2149 | 2998 | 3325 | 3256 | 3010 |

From the Office of
 John A. Cunningham
 Kane County Clerk
 CIVIL UNIONS

| MONTH ↓ YEAR → | 2011 | 2012 | 2013 | 2014 | 2015 | 2016 | 2017 | 2018 | 2019 | 2020 | 2021 | 2022 | 2023 | 2024 |
|----------------|------------|-----------|-----------|-----------|----------|-----------|-----------|-----------|-----------|----------|-----------|-----------|-----------|----------|
| JAN | 0 | 3 | 3 | 3 | 0 | 1 | 0 | 2 | 1 | 2 | 1 | 0 | 1 | 0 |
| FEB | 0 | 5 | 1 | 3 | 0 | 2 | 1 | 2 | 0 | 1 | 0 | 1 | 5 | 2 |
| MAR | 0 | 2 | 2 | 4 | 1 | 1 | 1 | 1 | 1 | 0 | 1 | 1 | 0 | 0 |
| APR | 0 | 4 | 0 | 3 | 0 | 0 | 1 | 2 | 3 | 0 | 0 | 1 | 0 | 0 |
| MAY | 0 | 6 | 5 | 1 | 0 | 3 | 1 | 0 | 2 | 0 | 1 | 0 | 1 | 2 |
| JUN | 48 | 3 | 3 | 0 | 1 | 2 | 0 | 0 | 1 | 0 | 0 | 2 | 0 | 0 |
| JUL | 30 | 5 | 2 | 0 | 0 | 2 | 1 | 2 | 0 | 1 | 1 | 0 | 1 | 0 |
| AUG | 17 | 3 | 6 | 1 | 1 | 1 | 1 | 1 | 0 | 0 | 1 | 1 | 2 | 2 |
| SEP | 11 | 5 | 3 | 0 | 0 | 0 | 2 | 0 | 2 | 0 | 5 | 1 | 0 | 1 |
| OCT | 12 | 2 | 2 | 0 | 2 | 3 | 3 | 2 | 1 | 0 | 0 | 4 | 1 | 2 |
| NOV | 12 | 2 | 3 | 4 | 0 | 1 | 0 | 0 | 1 | 1 | 0 | 1 | 0 | |
| DEC | 8 | 6 | 1 | 1 | 1 | 4 | 5 | 0 | 1 | 0 | 1 | 3 | 2 | |
| TOTAL | 138 | 46 | 31 | 20 | 6 | 20 | 16 | 12 | 13 | 5 | 11 | 15 | 13 | 9 |

From the Office of
John A. Cunningham
Kane County Clerk
PASSPORTS

| MONTH ↓ YEAR → | 2010 | 2011 | 2012 | 2013 | 2014 | 2015 | 2016 | 2017 | 2018 | 2019 | 2020 | 2021 | 2022 | 2023 | 2024 |
|----------------|--------------|--------------|--------------|--------------|--------------|--------------|--------------|--------------|--------------|--------------|--------------|--------------|--------------|--------------|--------------|
| JAN | 176 | 209 | 155 | 176 | 155 | 159 | 363 | 257 | 397 | 357 | 466 | 161 | 239 | 652 | 583 |
| FEB | 154 | 174 | 124 | 113 | 162 | 149 | 265 | 365 | 308 | 278 | 360 | 98 | 270 | 445 | 497 |
| MAR | 222 | 159 | 146 | 146 | 205 | 205 | 350 | 453 | 450 | 414 | 189 | 180 | 410 | 731 | 615 |
| APR | 192 | 136 | 91 | 151 | 182 | 218 | 380 | 216 | 208 | 313 | 27 | 183 | 367 | 412 | 508 |
| MAY | 135 | 101 | 141 | 173 | 180 | 147 | 246 | 230 | 311 | 363 | 17 | 152 | 312 | 335 | 445 |
| JUN | 153 | 103 | 131 | 198 | 128 | 135 | 241 | 262 | 267 | 272 | 73 | 256 | 327 | 335 | 340 |
| JUL | 181 | 70 | 81 | 106 | 95 | 88 | 155 | 167 | 198 | 277 | 102 | 326 | 318 | 322 | 393 |
| AUG | 80 | 98 | 100 | 123 | 73 | 129 | 167 | 146 | 235 | 206 | 77 | 229 | 402 | 462 | 430 |
| SEP | 62 | 79 | 56 | 76 | 89 | 113 | 141 | 87 | 154 | 212 | 90 | 156 | 287 | 258 | 262 |
| OCT | 114 | 70 | 112 | 119 | 103 | 131 | 182 | 150 | 203 | 245 | 103 | 177 | 351 | 263 | 350 |
| NOV | 82 | 99 | 101 | 127 | 106 | 136 | 231 | 197 | 201 | 213 | 85 | 185 | 324 | 288 | |
| DEC | 127 | 120 | 82 | 92 | 99 | 177 | 218 | 206 | 219 | 281 | 84 | 242 | 322 | 288 | |
| TOTAL | 1,678 | 1,418 | 1,320 | 1,600 | 1,577 | 1,787 | 2,939 | 2,736 | 3,151 | 3,431 | 1,673 | 2,345 | 3,929 | 4,791 | 4,423 |

From the Office of
 John A. Cunningham
 Kane County Clerk
 SUMMARY

| | 2023 | 2024 | Record Increase/Decrease | Percent of Increase/Decrease |
|----------------------|---------------|---------------|-------------------------------------|---|
| Birth | 5,040 | 4,822 | -218 | -4.33% |
| Death | 3,055 | 2,995 | -60 | -1.96% |
| Assumed Name | 145 | 135 | -10 | -6.90% |
| Marriage/Civil Union | 2,884 | 3,019 | 135 | 4.68% |
| Passport | 4,215 | 4,423 | 208 | 4.93% |
| | | | | |
| Total: | 15,339 | 15,394 | 55 | 0.36% |

TAX REDEMPTION/EXTENSION STATS

| REDEMPTION/TAX BUYER CALLS | | | | | | | | | | | | | |
|----------------------------|------|------|------|------|-----|------|------|-----|------|------|------|------|--------|
| | JAN | FEB | MAR | APR | MAY | JUNE | JULY | AUG | SEPT | OCT | NOV | DEC | TOTALS |
| 2008 | 1325 | 932 | 1083 | 1153 | 799 | 670 | 629 | 751 | 727 | 582 | 1286 | 975 | 10912 |
| 2009 | 940 | 1206 | 889 | 568 | 766 | 505 | 514 | 504 | 256 | 1193 | 1636 | 1421 | 10398 |
| 2010 | 919 | 940 | 1180 | 916 | 706 | 533 | 478 | 586 | 614 | 617 | 1398 | 977 | 9864 |
| 2011 | 1067 | 974 | 1194 | 1006 | 849 | 578 | 570 | 836 | 548 | 858 | 1575 | 947 | 11002 |
| 2012 | 826 | 717 | 745 | 720 | 589 | 602 | 576 | 529 | 476 | 848 | 1078 | 744 | 8450 |
| 2013 | 998 | 826 | 605 | 935 | 744 | 510 | 457 | 523 | 560 | 954 | 1275 | 711 | 9098 |
| 2014 | 678 | 608 | 687 | 756 | 410 | 493 | 465 | 468 | 587 | 731 | 1032 | 751 | 7666 |
| 2015 | 582 | 516 | 533 | 818 | 556 | 450 | 350 | 388 | 326 | 547 | 931 | 647 | 6644 |
| 2016 | 513 | 515 | 606 | 550 | 561 | 325 | 305 | 353 | 377 | 353 | 1020 | 566 | 6044 |
| 2017 | 524 | 490 | 596 | 451 | 514 | 350 | 303 | 418 | 409 | 462 | 1010 | 562 | 6089 |
| 2018 | 537 | 448 | 552 | 485 | 542 | 228 | 276 | 265 | 284 | 376 | 673 | 542 | 5208 |
| 2019 | 687 | 524 | 575 | 522 | 463 | 301 | 299 | 220 | 438 | 504 | 649 | 614 | 5796 |
| 2020 | 570 | 465 | 302 | 283 | 366 | 353 | 278 | 202 | 270 | 490 | 155 | 212 | 3946 |
| 2021 | 245 | 454 | 626 | 369 | 287 | 261 | 206 | 169 | 226 | 469 | 491 | 685 | 4488 |
| 2022 | 505 | 465 | 525 | 285 | 507 | 520 | 183 | 284 | 655 | 396 | 1217 | 941 | 6483 |
| 2023 | 821 | 518 | 805 | 411 | 346 | 200 | 185 | 248 | 200 | 251 | 758 | 492 | 5235 |
| 2024 | 299 | 680 | 512 | 578 | 484 | 239 | 203 | 231 | 245 | 327 | | | 3798 |
| | | | | | | | | | | | | | 0 |
| TAX EXTENSION CALLS | | | | | | | | | | | | | |
| | JAN | FEB | MAR | APR | MAY | JUNE | JULY | AUG | SEPT | OCT | NOV | DEC | TOTALS |
| 2008 | 79 | 45 | 79 | 118 | 109 | 51 | 61 | 28 | 56 | 27 | 44 | 18 | 715 |
| 2009 | 17 | 11 | 43 | 49 | 31 | 15 | 17 | 5 | 11 | 25 | 9 | 9 | 242 |
| 2010 | 6 | 3 | 23 | 19 | 30 | 6 | 7 | 13 | 12 | 8 | 8 | 15 | 150 |
| 2011 | 3 | 8 | 8 | 26 | 6 | 5 | 4 | 15 | 4 | 15 | 16 | 9 | 119 |
| 2012 | 5 | 0 | 4 | 11 | 12 | 6 | 7 | 20 | 10 | 1 | 19 | 14 | 109 |
| 2013 | 25 | 8 | 18 | 17 | 0 | 0 | 6 | 25 | 3 | 1 | 2 | 36 | 141 |
| 2014 | 8 | 9 | 12 | 5 | 9 | 7 | 14 | 1 | 13 | 1 | 2 | 0 | 81 |
| 2015 | 9 | 5 | 11 | 7 | 0 | 0 | 0 | 0 | 46 | 5 | 41 | 10 | 134 |
| 2016 | 3 | 2 | 3 | 1 | 3 | 3 | 0 | 0 | 0 | 4 | 3 | 7 | 29 |
| 2017 | 18 | 7 | 17 | 2 | 3 | 3 | 12 | 12 | 12 | 4 | 10 | 5 | 105 |
| 2018 | 13 | 9 | 8 | 10 | 18 | 4 | 4 | 10 | 6 | 8 | 9 | 8 | 107 |
| 2019 | 13 | 14 | 24 | 69 | 28 | 22 | 15 | 12 | 16 | 25 | 14 | 9 | 261 |
| 2020 | 9 | 7 | 13 | 4 | 3 | 9 | 10 | 11 | 22 | 24 | 13 | 42 | 167 |
| 2021 | 15 | 37 | 18 | 9 | 23 | 14 | 5 | 23 | 11 | 25 | 23 | 14 | 217 |
| 2022 | 8 | 16 | 33 | 24 | 144 | 520 | 463 | 568 | 513 | 579 | 1109 | 1069 | 5046 |
| 2023 | 1081 | 760 | 952 | 15 | 18 | 98 | 35 | 66 | 65 | 38 | 11 | 17 | 3156 |
| 2024 | 9 | 27 | 42 | 26 | 102 | 57 | 22 | 6 | 41 | 91 | | | 423 |
| | | | | | | | | | | | | | 0 |
| SPANISH CALLS/COUNTER | | | | | | | | | | | | | |
| | JAN | FEB | MAR | APR | MAY | JUNE | JULY | AUG | SEPT | OCT | NOV | DEC | TOTALS |
| 2008 | 14 | 7 | 19 | 10 | 9 | 11 | 10 | 5 | 11 | 22 | 14 | 12 | 144 |
| 2009 | 1 | 18 | 14 | 6 | 10 | 17 | 0 | 0 | 19 | 11 | 2 | 5 | 103 |
| 2010 | 3 | 8 | 12 | 6 | 10 | 6 | 11 | 3 | 4 | 5 | 5 | 8 | 81 |
| 2011 | 5 | 3 | 10 | 7 | 2 | 6 | 3 | 2 | 1 | 4 | 2 | 1 | 46 |
| 2012 | 2 | 3 | 2 | 2 | 10 | 2 | 0 | 2 | 3 | 4 | 0 | 2 | 32 |
| 2013 | 5 | 6 | 5 | 3 | 3 | 1 | 2 | 5 | 3 | 2 | 8 | 4 | 47 |
| 2014 | 3 | 3 | 1 | 1 | 2 | 1 | 2 | 0 | 1 | 0 | 2 | 0 | 16 |
| 2015 | 3 | 3 | 5 | 5 | 4 | 4 | 5 | 3 | 4 | 0 | 7 | 5 | 48 |
| 2016 | 6 | 7 | 9 | 8 | 14 | 9 | 5 | 19 | 8 | 17 | 16 | 10 | 128 |
| 2017 | 14 | 13 | 20 | 9 | 10 | 11 | 9 | 13 | 15 | 13 | 18 | 8 | 153 |
| 2018 | 14 | 9 | 24 | 14 | 19 | 8 | 7 | 3 | 0 | 2 | | 14 | 114 |

| | | | | | | | | | | | | | |
|------|----|----|----|---|----|----|----|----|----|----|----|---|-----|
| 2019 | 11 | 9 | 8 | 8 | 9 | 3 | 5 | 1 | 6 | 5 | 7 | 5 | 77 |
| 2020 | 7 | 5 | 2 | 3 | 0 | 0 | 5 | 9 | 6 | 6 | 7 | 8 | 58 |
| 2021 | 2 | 7 | 11 | 1 | 3 | 8 | 16 | 6 | 6 | 6 | 4 | 3 | 73 |
| 2022 | 2 | 3 | 4 | 3 | 12 | 12 | 8 | 13 | 21 | 17 | 18 | 6 | 119 |
| 2023 | 12 | 12 | 12 | 1 | 3 | 2 | 5 | 5 | 5 | 4 | 6 | 5 | 72 |
| 2024 | 8 | 2 | 4 | 2 | 2 | 2 | 2 | 7 | 2 | 1 | | | 32 |

TRANSFER TO OTHER COUNTY DEPTS

| | JAN | FEB | MAR | APR | MAY | JUNE | JULY | AUG | SEPT | OCT | NOV | DEC | TOTALS |
|------|-----|-----|-----|-----|-----|------|------|-----|------|-----|-----|-----|--------|
| 2008 | 69 | 63 | 66 | 58 | 285 | 87 | 102 | 108 | 97 | 131 | 37 | 22 | 1125 |
| 2009 | 7 | 1 | 58 | 43 | 62 | 26 | 101 | 82 | 78 | 100 | 60 | 12 | 630 |
| 2010 | 17 | 26 | 54 | 26 | 105 | 21 | 20 | 19 | 40 | 168 | 27 | 71 | 594 |
| 2011 | 57 | 58 | 128 | 81 | 84 | 73 | 51 | 67 | 79 | 79 | 39 | 23 | 819 |
| 2012 | 21 | 13 | 38 | 30 | 294 | 68 | 12 | 28 | 27 | 85 | 19 | 40 | 675 |
| 2013 | 3 | 16 | 26 | 27 | 138 | 56 | 9 | 26 | 43 | 79 | 10 | 1 | 434 |
| 2014 | 13 | 6 | 7 | 29 | 34 | 30 | 4 | 17 | 18 | 30 | 4 | 0 | 192 |
| 2015 | 0 | 26 | 9 | 28 | 96 | 17 | 30 | 29 | 60 | 75 | 0 | 20 | 390 |
| 2016 | 13 | 13 | 61 | 40 | 93 | 73 | 22 | 97 | 75 | 95 | 44 | 31 | 657 |
| 2017 | 25 | 23 | 37 | 60 | 146 | 37 | 26 | 73 | 68 | 52 | 27 | 55 | 629 |
| 2018 | 9 | 17 | 17 | 15 | 160 | 29 | 9 | 18 | 16 | 43 | 2 | 6 | 341 |
| 2019 | 23 | 24 | 20 | 16 | 115 | 18 | 11 | 20 | 33 | 13 | 14 | 7 | 314 |
| 2020 | 10 | 15 | 8 | 13 | 6 | 10 | 17 | 91 | 89 | 76 | 84 | 36 | 455 |
| 2021 | 42 | 41 | 18 | 19 | 82 | 32 | 50 | 44 | 58 | 34 | 31 | 11 | 462 |
| 2022 | 16 | 27 | 13 | 15 | 145 | 249 | 280 | 381 | 352 | 200 | 159 | 102 | 1939 |
| 2023 | 138 | 53 | 110 | 20 | 58 | 67 | 36 | 81 | 37 | 44 | 17 | 4 | 665 |
| 2024 | 9 | 11 | 9 | 38 | 102 | 58 | 19 | 80 | 68 | 30 | | | 424 |

PLATS

| | JAN | FEB | MAR | APR | MAY | JUNE | JULY | AUG | SEPT | OCT | NOV | DEC | TOTALS |
|------|-----|-----|-----|-----|-----|------|------|-----|------|-----|-----|-----|--------|
| 2008 | 9 | 6 | 4 | 9 | 3 | 9 | 17 | 5 | 5 | 2 | 2 | 0 | 71 |
| 2009 | 0 | 4 | 6 | 2 | 1 | 5 | 10 | 0 | 2 | 1 | 1 | 2 | 34 |
| 2010 | 1 | 4 | 7 | 1 | 3 | 6 | 2 | 4 | 14 | 3 | 6 | 1 | 52 |
| 2011 | 1 | 2 | 2 | 1 | 7 | 1 | 0 | 3 | 2 | 4 | 4 | 3 | 30 |
| 2012 | 4 | 3 | 4 | 4 | 5 | 4 | 2 | 6 | 2 | 10 | 3 | 3 | 50 |
| 2013 | 3 | 5 | 3 | 7 | 7 | 3 | 0 | 1 | 4 | 3 | 2 | 8 | 46 |
| 2014 | 4 | 5 | 3 | 7 | 5 | 5 | 6 | 10 | 5 | 8 | 6 | 8 | 72 |
| 2015 | 8 | 25 | 4 | 3 | 9 | 5 | 6 | 3 | 4 | 6 | 6 | 6 | 85 |
| 2016 | 2 | 9 | 6 | 5 | 1 | 4 | 4 | 6 | 5 | 2 | 5 | 2 | 51 |
| 2017 | 3 | 7 | 10 | 3 | 9 | 6 | 3 | 5 | 2 | 11 | 2 | 7 | 68 |
| 2018 | 1 | 2 | 7 | 2 | 7 | 6 | 2 | 3 | 2 | 4 | 0 | 0 | 36 |
| 2019 | 6 | 1 | 3 | 1 | 0 | 7 | 1 | 2 | 6 | 4 | 5 | 1 | 37 |
| 2020 | 6 | 1 | 0 | 0 | 0 | 2 | 4 | 2 | 2 | 1 | 1 | 4 | 23 |
| 2021 | 1 | 8 | 1 | 4 | 3 | 1 | 4 | 4 | 3 | 2 | 1 | 6 | 38 |
| 2022 | 2 | 1 | 2 | 1 | 6 | 10 | 3 | 11 | 5 | 2 | 9 | 1 | 53 |
| 2023 | 1 | 5 | 2 | 4 | 2 | 2 | 2 | 3 | 5 | 4 | 1 | 2 | 33 |
| 2024 | 2 | 2 | 5 | 5 | 2 | 1 | 1 | 2 | 1 | 2 | | | 23 |

PASSPORT/MISC

| | JAN | FEB | MAR | APR | MAY | JUNE | JULY | AUG | SEPT | OCT | NOV | DEC | TOTALS |
|------|-----|-----|-----|-----|-----|------|------|-----|------|-----|-----|-----|--------|
| 2008 | 23 | 35 | 80 | 55 | 114 | 39 | 85 | 63 | 30 | 313 | 63 | 6 | 906 |
| 2009 | 29 | 3 | 1 | 75 | 38 | 20 | 7 | 48 | 27 | 10 | 6 | 10 | 274 |
| 2010 | 11 | 6 | 6 | 38 | 7 | 3 | 5 | 15 | 12 | 0 | 0 | 46 | 149 |
| 2011 | 33 | 19 | 31 | 10 | 38 | 20 | 28 | 16 | 89 | 9 | 27 | 41 | 361 |
| 2012 | 22 | 21 | 15 | 20 | 37 | 39 | 25 | 9 | 12 | 44 | 29 | 16 | 289 |
| 2013 | 6 | 22 | 18 | 37 | 27 | 25 | 3 | 23 | 2 | 3 | 3 | 21 | 190 |
| 2014 | 12 | 3 | 14 | 1 | 31 | 4 | 2 | 9 | 25 | 0 | 11 | 0 | 112 |
| 2015 | 15 | 10 | 38 | 21 | 0 | 13 | 0 | 3 | 3 | 4 | 3 | 6 | 116 |
| 2016 | 1 | 9 | 32 | 65 | 38 | 41 | 17 | 36 | 40 | 34 | 29 | 10 | 352 |
| 2017 | 23 | 21 | 18 | 20 | 26 | 24 | 25 | 31 | 20 | 18 | 17 | 15 | 258 |
| 2018 | 18 | 25 | 35 | 19 | 21 | 13 | 8 | 10 | 6 | 15 | 26 | 8 | 204 |

| | | | | | | | | | | | | | |
|------|-----|-----|-----|-----|-----|-----|-----|-----|-----|-----|-----|-----|------|
| 2019 | 45 | 27 | 24 | 17 | 25 | 24 | 21 | 27 | 24 | 31 | 21 | 39 | 325 |
| 2020 | 75 | 42 | 13 | 12 | 15 | 17 | 26 | 28 | 44 | 51 | 37 | 44 | 404 |
| 2021 | 74 | 56 | 113 | 70 | 109 | 113 | 86 | 97 | 48 | 43 | 51 | 47 | 907 |
| 2022 | 66 | 69 | 147 | 126 | 216 | 68 | 47 | 258 | 311 | 172 | 142 | 110 | 1732 |
| 2023 | 239 | 145 | 192 | 92 | 75 | 113 | 98 | 100 | 70 | 119 | 53 | 66 | 1362 |
| 2024 | 123 | 136 | 131 | 108 | 99 | 91 | 101 | 162 | 120 | 57 | | | 1128 |

TAX DISTRICT BUDGETS FILED TO DATE

| | JAN | FEB | MAR | APR | MAY | JUNE | JULY | AUG | SEPT | OCT | NOV | DEC | TOTALS |
|------|-----|-----|-----|-----|-----|------|------|-----|------|-----|-----|-----|--------|
| 2008 | 0 | 0 | 0 | 0 | 0 | 0 | 0 | 129 | 0 | 0 | 4 | 8 | 141 |
| 2009 | 0 | 0 | 12 | 19 | 11 | 22 | 17 | 12 | 17 | 20 | 1 | 13 | 144 |
| 2010 | 1 | 2 | 6 | 13 | 19 | 23 | 15 | 8 | 19 | 14 | 2 | 5 | 127 |
| 2011 | 3 | 2 | 6 | 21 | 9 | 21 | 11 | 14 | 12 | 11 | 1 | 8 | 119 |
| 2012 | 0 | 0 | 9 | 13 | 13 | 23 | 14 | 9 | 11 | 8 | 3 | 13 | 116 |
| 2013 | 1 | 1 | 6 | 13 | 18 | 19 | 22 | 23 | 9 | 9 | 4 | 13 | 138 |
| 2014 | 0 | 1 | 5 | 16 | 14 | 16 | 7 | 15 | 21 | 5 | 3 | 11 | 114 |
| 2015 | 2 | 2 | 6 | 16 | 16 | 19 | 12 | 8 | 25 | 10 | 8 | 10 | 134 |
| 2016 | 1 | 5 | 1 | 16 | 20 | 15 | 5 | 17 | 20 | 8 | 3 | 14 | 125 |
| 2017 | 1 | 1 | 3 | 12 | 16 | 16 | 10 | 9 | 21 | 9 | 6 | 12 | 116 |
| 2018 | 1 | 0 | 4 | 15 | 10 | 13 | 7 | 5 | 69 | 12 | 4 | 3 | 143 |
| 2019 | 10 | 8 | 9 | 18 | 14 | 20 | 13 | 6 | 26 | 11 | 2 | 8 | 145 |
| 2020 | 21 | 3 | 2 | 6 | 13 | 24 | 13 | 5 | 24 | 11 | 5 | 8 | 135 |
| 2021 | 20 | 3 | 5 | 14 | 20 | 13 | 11 | 14 | 18 | 15 | 6 | 12 | 151 |
| 2022 | 17 | 8 | 3 | 20 | 20 | 17 | 10 | 11 | 19 | 10 | 2 | 4 | 141 |
| 2023 | 2 | 4 | 4 | 33 | 24 | 8 | 15 | 5 | 19 | 11 | 3 | 14 | 142 |
| 2024 | 22 | 5 | 6 | 21 | 15 | 17 | 7 | 9 | 20 | 5 | | | 127 |

TAX DISTRICT LEVIES FILED TO DATE

| | JAN | FEB | MAR | APR | MAY | JUNE | JULY | AUG | SEPT | OCT | NOV | DEC | TOTALS |
|------|-----|-----|-----|-----|-----|------|------|-----|------|-----|-----|-----|--------|
| 2008 | 0 | 0 | 0 | 0 | 0 | 0 | 0 | 9 | 0 | 0 | 27 | 164 | 200 |
| 2009 | 0 | 0 | 0 | 0 | 0 | 0 | 0 | 0 | 3 | 7 | 124 | 164 | 298 |
| 2010 | 0 | 0 | 0 | 0 | 0 | 0 | 0 | 0 | 0 | 8 | 17 | 98 | 123 |
| 2011 | 0 | 0 | 0 | 0 | 0 | 0 | 0 | 1 | 1 | 3 | 24 | 156 | 185 |
| 2012 | 0 | 0 | 0 | 0 | 0 | 0 | 0 | 1 | 1 | 2 | 18 | 117 | 139 |
| 2013 | 0 | 0 | 0 | 0 | 0 | 0 | 0 | 0 | 0 | 4 | 21 | 123 | 148 |
| 2014 | 0 | 0 | 0 | 0 | 0 | 0 | 0 | 1 | 1 | 1 | 29 | 75 | 107 |
| 2015 | 0 | 0 | 0 | 0 | 0 | 0 | 0 | 1 | 0 | 3 | 36 | 10 | 50 |
| 2016 | 0 | 0 | 0 | 0 | 0 | 0 | 0 | 1 | 1 | 5 | 28 | 110 | 145 |
| 2017 | 0 | 0 | 0 | 0 | 0 | 0 | 0 | 0 | 0 | 5 | 42 | 108 | 155 |
| 2018 | 0 | 0 | 0 | 0 | 0 | 0 | 0 | 0 | 1 | 5 | 46 | 107 | 159 |
| 2019 | 0 | 0 | 0 | 0 | 0 | 0 | 0 | 1 | 1 | 3 | 39 | 105 | 149 |
| 2020 | 0 | 0 | 0 | 0 | 0 | 0 | 1 | 0 | 0 | 2 | 39 | 118 | 160 |
| 2021 | 0 | 0 | 0 | 0 | 0 | 0 | 0 | 0 | 2 | 2 | 39 | 117 | 160 |
| 2022 | 0 | 3 | 0 | 0 | 0 | 0 | 0 | 0 | 5 | 0 | 10 | 116 | 134 |
| 2023 | 0 | 0 | 0 | 0 | 0 | 0 | 0 | 0 | 2 | 5 | 33 | 112 | 152 |
| 2024 | 0 | 0 | 0 | 0 | 0 | 0 | 0 | 0 | 2 | 6 | | | 8 |

TAX REDEMPTIONS

| COUNTER | JAN | FEB | MAR | APR | MAY | JUNE | JULY | AUG | SEPT | OCT | NOV | DEC | TOTALS |
|---------|-----|-----|-----|-----|-----|------|------|-----|------|-----|-----|-----|--------|
| 2008 | 66 | 52 | 58 | 35 | 30 | 45 | 14 | 23 | 14 | 16 | 42 | 38 | 433 |
| 2009 | 25 | 37 | 35 | 85 | 4 | 25 | 25 | 40 | 20 | 25 | 99 | 78 | 498 |
| 2010 | 34 | 24 | 50 | 26 | 20 | 20 | 16 | 12 | 14 | 23 | 79 | 30 | 348 |
| 2011 | 14 | 24 | 46 | 52 | 9 | 21 | 14 | 17 | 26 | 23 | 58 | 50 | 354 |
| 2012 | 20 | 45 | 23 | 84 | 24 | 43 | 11 | 11 | 23 | 40 | 66 | 40 | 430 |
| 2013 | 19 | 34 | 64 | 69 | 54 | 21 | 18 | 13 | 2 | 59 | 77 | 23 | 453 |
| 2014 | 81 | 32 | 20 | 47 | 35 | 15 | 18 | 18 | 13 | 31 | 73 | 39 | 422 |
| 2015 | 31 | 60 | 46 | 73 | 25 | 29 | 21 | 30 | 11 | 44 | 149 | 95 | 614 |
| 2016 | 51 | 40 | 98 | 116 | 28 | 34 | 22 | 33 | 58 | 38 | 125 | 80 | 723 |
| 2017 | 37 | 49 | 39 | 43 | 41 | 16 | 22 | 45 | 24 | 23 | 82 | 55 | 476 |

| | | | | | | | | | | | | | |
|------------------|------------|------------|------------|------------|------------|-------------|-------------|------------|-------------|------------|------------|------------|---------------|
| 2018 | 37 | 48 | 75 | 63 | 39 | 23 | 28 | 11 | 21 | 24 | 123 | 107 | 599 |
| 2019 | 110 | 69 | 83 | 70 | 51 | 24 | 23 | 14 | 37 | 51 | 146 | 129 | 807 |
| 2020 | 72 | 60 | 39 | 32 | 32 | 16 | 24 | 43 | 48 | 50 | 11 | 15 | 442 |
| 2021 | 14 | 64 | 139 | 86 | 89 | 75 | 38 | 31 | 27 | 51 | 217 | 158 | 989 |
| 2022 | 109 | 124 | 127 | 92 | 146 | 30 | 30 | 43 | 25 | 33 | 273 | 142 | 1174 |
| 2023 | 148 | 94 | 149 | 106 | 66 | 46 | 33 | 46 | 28 | 25 | 331 | 197 | 1269 |
| 2024 | 98 | 140 | 127 | 155 | 70 | 60 | 23 | 37 | 40 | 55 | | | 805 |
| MAILED IN | | | | | | | | | | | | | |
| | JAN | FEB | MAR | APR | MAY | JUNE | JULY | AUG | SEPT | OCT | NOV | DEC | TOTALS |
| 2008 | 350 | 476 | 306 | 365 | 125 | 110 | 111 | 101 | 111 | 102 | 396 | 553 | 3106 |
| 2009 | 305 | 475 | 358 | 325 | 143 | 173 | 70 | 80 | 190 | 142 | 480 | 605 | 3346 |
| 2010 | 408 | 247 | 415 | 630 | 178 | 165 | 183 | 110 | 121 | 121 | 454 | 373 | 3405 |
| 2011 | 422 | 282 | 423 | 397 | 154 | 119 | 92 | 271 | 73 | 134 | 455 | 763 | 3585 |
| 2012 | 249 | 210 | 268 | 259 | 110 | 122 | 88 | 83 | 81 | 103 | 308 | 229 | 2110 |
| 2013 | 431 | 209 | 306 | 274 | 9 | 77 | 229 | 40 | 146 | 103 | 390 | 325 | 2539 |
| 2014 | 252 | 165 | 219 | 259 | 138 | 79 | 77 | 66 | 87 | 294 | 425 | 344 | 2405 |
| 2015 | 144 | 162 | 180 | 209 | 118 | 81 | 182 | 75 | 61 | 39 | 176 | 173 | 1600 |
| 2016 | 98 | 152 | 71 | 88 | 56 | 30 | 23 | 33 | 9 | 26 | 256 | 180 | 1022 |
| 2017 | 165 | 101 | 155 | 99 | 87 | 42 | 32 | 44 | 41 | 51 | 314 | 182 | 1313 |
| 2018 | 109 | 93 | 126 | 137 | 124 | 48 | 41 | 21 | 29 | 35 | 110 | 110 | 983 |
| 2019 | 144 | 101 | 136 | 138 | 65 | 56 | 28 | 42 | 29 | 19 | 165 | 107 | 1030 |
| 2020 | 103 | 128 | 119 | 90 | 80 | 76 | 69 | 38 | 26 | 22 | 9 | 10 | 770 |
| 2021 | 17 | 41 | 92 | 57 | 20 | 16 | 17 | 15 | 9 | 13 | 68 | 63 | 428 |
| 2022 | 72 | 69 | 68 | 34 | 35 | 5 | 20 | 12 | 38 | 14 | 57 | 93 | 517 |
| 2023 | 64 | 35 | 52 | 45 | 49 | 49 | 16 | 20 | 21 | 14 | 51 | 56 | 472 |
| 2024 | 35 | 43 | 43 | 57 | 26 | 29 | 20 | 8 | 11 | 13 | | | 285 |
| TOTAL | | | | | | | | | | | | | |
| | JAN | FEB | MAR | APR | MAY | JUNE | JULY | AUG | SEPT | OCT | NOV | DEC | TOTALS |
| 2008 | 416 | 528 | 364 | 400 | 155 | 155 | 125 | 124 | 125 | 118 | 438 | 591 | 3539 |
| 2009 | 330 | 512 | 393 | 425 | 147 | 198 | 95 | 120 | 210 | 167 | 579 | 683 | 3844 |
| 2010 | 442 | 271 | 465 | 656 | 198 | 185 | 199 | 122 | 135 | 144 | 512 | 403 | 3753 |
| 2011 | 436 | 306 | 469 | 449 | 163 | 140 | 106 | 282 | 99 | 157 | 513 | 813 | 3939 |
| 2012 | 268 | 255 | 291 | 343 | 134 | 165 | 99 | 94 | 104 | 162 | 374 | 269 | 2558 |
| 2013 | 450 | 243 | 370 | 343 | 63 | 98 | 247 | 53 | 148 | 162 | 467 | 348 | 2992 |
| 2014 | 333 | 197 | 239 | 306 | 173 | 94 | 95 | 84 | 100 | 325 | 498 | 383 | 2827 |
| 2015 | 175 | 222 | 226 | 282 | 143 | 160 | 203 | 105 | 72 | 83 | 325 | 268 | 2264 |
| 2016 | 149 | 192 | 169 | 204 | 84 | 64 | 45 | 66 | 67 | 64 | 381 | 260 | 1745 |
| 2017 | 202 | 150 | 194 | 142 | 128 | 58 | 54 | 89 | 65 | 74 | 396 | 220 | 1772 |
| 2018 | 146 | 141 | 201 | 200 | 163 | 71 | 69 | 32 | 50 | 59 | 233 | 217 | 1582 |
| 2019 | 254 | 170 | 219 | 208 | 116 | 80 | 51 | 56 | 66 | 70 | 311 | 236 | 1837 |
| 2020 | 175 | 188 | 158 | 122 | 112 | 92 | 93 | 81 | 74 | 72 | 20 | 25 | 1212 |
| 2021 | 31 | 105 | 231 | 143 | 109 | 91 | 55 | 46 | 36 | 64 | 285 | 221 | 1417 |
| 2022 | 181 | 193 | 195 | 126 | 181 | 54 | 50 | 55 | 63 | 47 | 330 | 235 | 1710 |
| 2023 | 209 | 129 | 201 | 151 | 115 | 97 | 49 | 66 | 49 | 39 | 382 | 253 | 1740 |