



Kane County

KC Finance and Budget Committee

Agenda

Government Center
719 S. Batavia Ave., Bldg. A
Geneva, IL 60134

BERMAN, Lenert, Juby, Lewis, Sanchez, Surges, Tepe & ex-officios Pierog (County Chair)

Wednesday, July 26, 2023

9:00 AM

County Board Room

1. **Call To Order**
2. **Roll Call**
3. **Remote Attendance Requests**
4. **Approval of Minutes: June 28, 2023**
5. **Public Comment (Agenda Items)**
6. **Treasurer's Report (C. Lauzen)**
 - A. Monthly Report (attached)
7. **Finance Director's Report (K. Hopkinson)**
 - A. Monthly Finance Reports (attached)
8. **Auditor's Report (P. Wegman)**
 - A. Monthly Report (attached)
 - B. **Resolution:** Approving June 2023 Claims Paid
9. **New Business**
 - A. **Resolution:** Authorizing Budget Notation for Approved ARPA Award Amounts (RES 23-272) for Veterans' Service Organizations Grant Program
 - B. **Resolution:** Authorizing a Budget Adjustment for Sustainability Manager Salary for the Department of Environmental & Water Resources
 - C. **Resolution:** Authorizing a Budget Adjustment for the Kane County State's Attorney's Office Weed and Seed Program
 - D. **Resolution:** Authorizing FY23 Budget Adjustment for AOIC Modernization Grant
 - E. **Resolution:** Approving a Budget Adjustment for the Village of Big Rock DCEO Grant Administration with the Office of Community Reinvestment

- F. **Resolution:** Authorizing the County to Contract with Humana Inc. to Provide the 2024 Healthcare Continuation Coverage for Medicare Eligible Retired and Disabled Employees and Surviving Spouses
 - G. **Resolution:** Authorizing a Contract for Kane County Wall Finishing and Painting Services
 - H. **Resolution:** Authorizing Contract for Prison Rape Elimination Act (PREA) Resident Reporting Services for the Juvenile Justice Center
 - I. **Resolution:** Authorizing a Contract Extension for Kane County Carpet Replacement
 - J. **Resolution:** Authorizing Contract Extension for Medical Services for the Juvenile Justice Center
 - K. **Resolution:** Authorizing a Continuation of Contract with Paymentus Corporation
 - L. **Resolution:** Authorizing Renewal of a Support Services Contract for the Homeless Management Information System
 - M. **Resolution:** Authorizing an Agreement with Hart Intercivic for the Upgrade of the Kane County Voting System, Hardware, Software, and Related Services and Corresponding Budget Adjustment
 - N. **Resolution:** Authorizing an Intergovernmental Agreement with Kendall County for Juvenile Detention Services
 - O. **Resolution:** Authorizing an Amendment to the Kane County Adult Justice Center's Contract with Aramark Correctional Services LLC to Provide Food Services at the Kane County Juvenile Justice Center
 - P. **Resolution:** Authorizing to Receive Grant Funding from Grant #21-203121 Construction of a Multi-Use Facility at the Kane County Judicial Center Campus
 - Q. **Resolution:** Authorizing Funding for the State's Attorney Collaborative Diversion Buildout at the Kane County Branch Court Facility
 - R. **Ordinance:** Amending Chapter 2, Article VI, Division 3 of the Kane County Code to Establish Responsible Bidder Requirements on Public Works Projects
- 10. **Old Business**
 - 11. **Reports Placed On File**
 - 12. **Committee Chairman's Comments**
 - 13. **Executive Session**
 - 14. **Open Session**
 - A. Vote to Release Closed Session Minutes

- 15. Public Comment (Non-Agenda Items)**
- 16. Adjournment**

STATE OF ILLINOIS)

SS.

COUNTY OF KANE)

REPORT NO. TMP-23-1029

MONTHLY REPORT (ATTACHED)


**COUNTY OF KANE
OFFICE OF THE TREASURER
Geneva, Illinois 60134
Phone: (630) 232-3565
Fax: (630) 208-7549**

To: Finance Committee
From: Christopher J Lauzen, CPA, MBA
Date: July 26, 2023
Subject: Monthly Report of Investments and Deposits

Attached is the June Treasurer Report of investments and deposits of county monies as of the first business day of July 2023, published pursuant to the provisions of Illinois Compiled Statutes, Chapter 55, Section 5/3-11007.

As you have already seen, we are making adjustments to improve the format of these reports for eventual, easier more understandable consumption of this financial information.

Very Sincerely,

A handwritten signature in blue ink, appearing to read "Chris Lauzen", with a long horizontal flourish extending to the right.

Christopher J Lauzen, CPA, MBA
Kane County Treasurer

KANE COUNTY TREASURER - PORTFOLIO SUMMARY

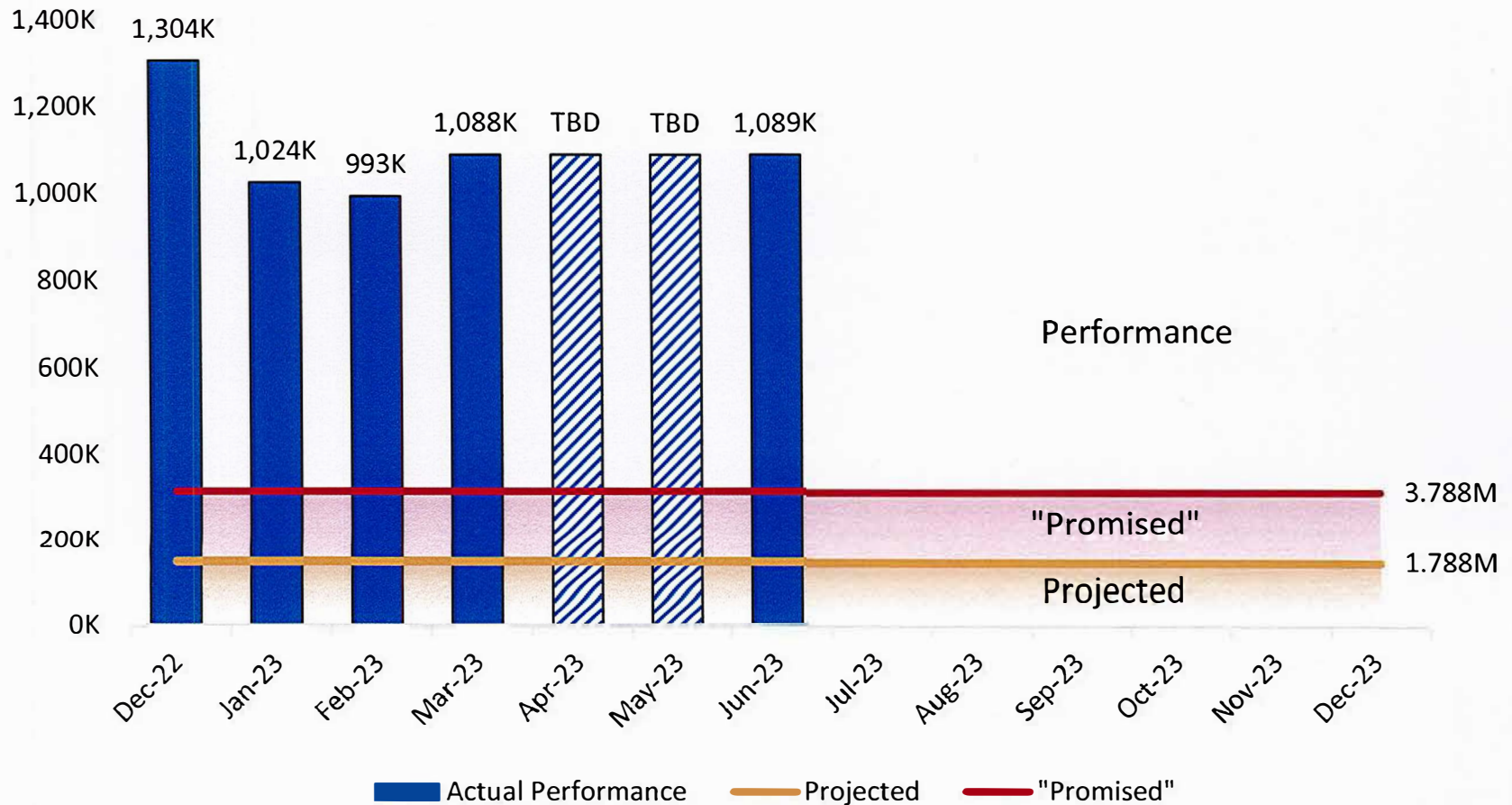
6/30/2023

| ACCOUNT ASSETS | ACTUAL-BOOK VALUE | CURRENT MARKET/BOOK | INTEREST Rec'd in Current Month |
|--|----------------------|------------------------|---------------------------------------|
| FDIC Savings/Checking Accounts | 100,608,267 | 100,608,267 | 319,651 |
| Investments (3) | 211,161,833 | 204,476,464 | 421,484 |
| The Illinois Funds Managed Asset Acct | 77,422,415 | 77,422,415 | 320,991 |
| PFM Illinois Trust Managed Asset Acct | 55,673,311 | 55,673,311 | 233,027 |
| CDARS Program - CIBC Bank | 5,000,000 | 5,000,000 | 19,316 |
| Subtotal Investments | 349,257,559 | 342,572,190 | 994,819 |
| GRAND TOTAL TREASURER | 449,865,826 | 443,180,457 | 1,314,470 |
| GRAND TOTAL COLLECTOR (Next Page) | 61,112,368 | 61,112,368 | 768,023 |
| GRAND TOTAL TRANSACTION (Next Page) | 7,029,565 | 7,029,565 | 867 |
| TOTAL DEMAND AND INVESTMENTS | 518,007,759 | 511,322,389 | 2,083,360 |

THE MONTHLY REPORT OF THE KANE COUNTY ILLINOIS TREASURER
FOR THE PERIOD ENDING JUNE 30, 2023

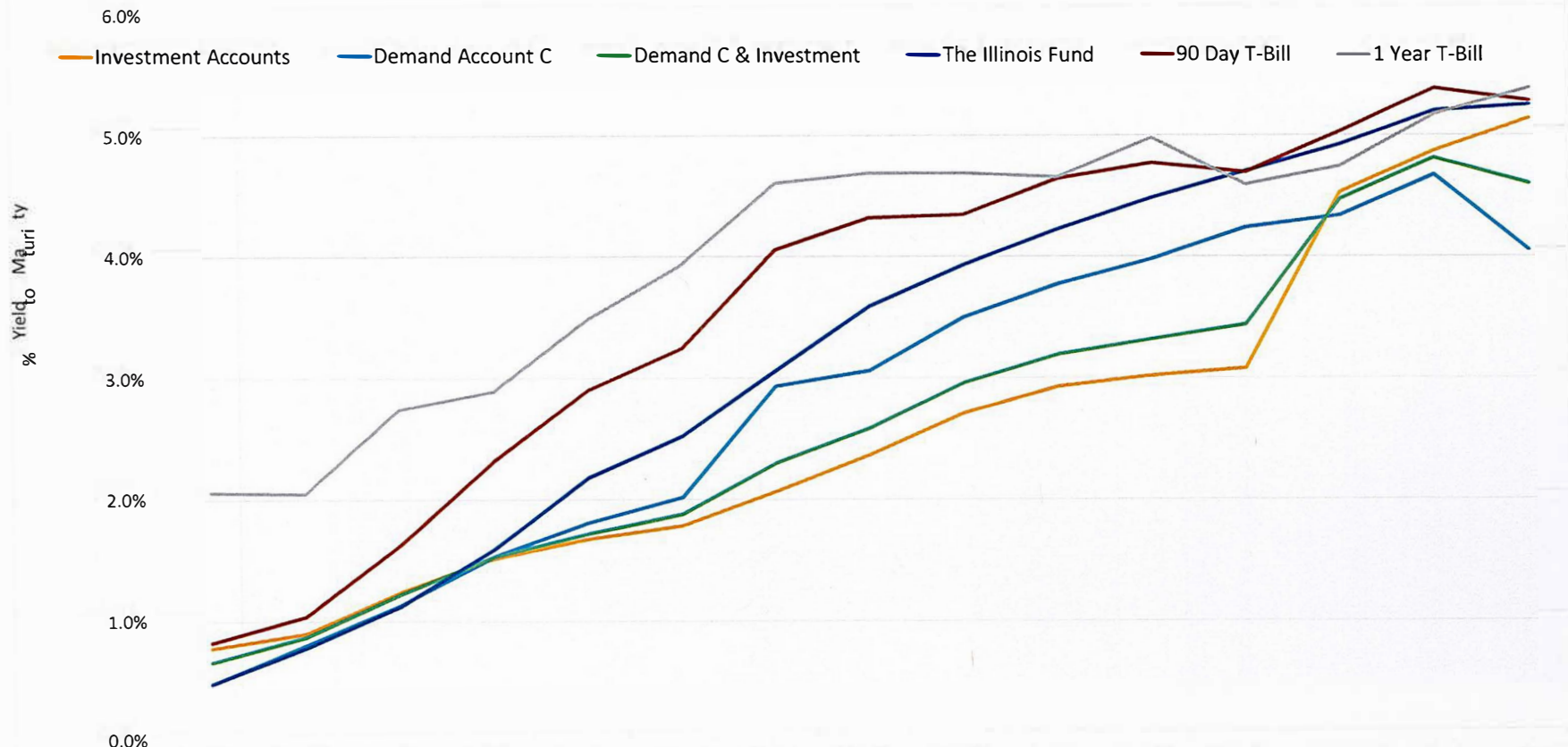
| FUND NAME | DESCRIPTION | ENDING BALANCE 6/30/2023 | INTEREST |
|---|------------------------------------|--------------------------------|------------------|
| American Bank & Trust | Public Fund Checking | 11,126 | - |
| American Eagle Bank | Small Business Account | 13,392 | - |
| Associated Bank | Public Funds Analyzed ECR Checking | 48,894 | - |
| CIBC | Public Funds MM | 1,449,602 | 2,220 |
| Elgin State Bank/St. Chas. | Government Checking | 188,289 | - |
| First American Bank | Collector Disbursement | 953,516 | 289 |
| | Checking Account | 366,937 | 598 |
| First Federal Savings Bank | Small Business Checking | 4,123 | - |
| JP Morgan Chase | Premium Commercial MM | 45,222,063 | 222,276 |
| | Credit Card | 925 | - |
| | Commercial Checking | 12,593,096 | 542,624 |
| | | 10,000 | - |
| KCT Credit Union | Premium Member | 32,110 | 16 |
| Old Second Natl Bank | Checking Account | 199,407 | - |
| Resource Bank | Public Funds NIB | 5,000 | - |
| TBK Bank | Public Funds MM | 13,887 | - |
| TOTAL COLLECTOR ACCOUNTS | | 61,112,368 | 768,023 |
| American Bank & Trust | General Fund MM | 3,565,867 | 14,879 |
| Associated Bank | Public Funds MM Advantage | 23,613,451 | 87,015 |
| CIBC | Public Funds Now MM | 830,518 | 1,703 |
| Elgin State Bank/St. Chas. | Business MM | 7,616,955 | 32,621 |
| First American Bank | General Fund MM | 13,097,952 | 47,570 |
| | Checking | 20,068,923 | 4,772 |
| | Checking | 751,622 | 453 |
| | Wires Clearing Account | 5 | 4 |
| | Longmeadow Tolls | 1 | - |
| Inland Bank | Public MMDA | 11,087,003 | 48,380 |
| Old National Bank | Public Super Ckg Interest | 18,614,752 | 78,715 |
| JP Morgan Chase | Premium Commercial MM | 47,765 | 139 |
| Subtotal | | 99,294,813 | 316,252 |
| Transaction Accounts | | | |
| First American Bank | Unclaimed Funds | 109,050 | 33 |
| FAB Outstanding Checks | Payroll | 39,203 | 105 |
| FAB Outstanding Checks | Accounts Payable | 6,877,606 | 727 |
| FAB Outstanding Checks | Juror | 3,706 | 2 |
| Subtotal Transaction Accounts | | 7,029,565 | 867 |
| TOTAL TREASURER ACCOUNTS | | 106,324,378 | 317,118 |
| FAB Longmeadow | Premium Yield MM | 590,047 | 1,527 |
| FAB Multi Facility | Premium Yield MM | 723,407 | 1,872 |
| TOTAL BOND PROCEEDS ACCOUNTS | | 1,313,454 | 3,399 |
| TOTAL DEMAND BALANCE | | 168,750,200 | 1,088,541 |
| Investments (3) | | 211,161,833 | 421,484 |
| The Illinois Funds Managed Asset Acct | | 77,422,415 | 320,991 |
| PFM Illinois Trust Managed Asset Acct | | 55,673,311 | 233,027 |
| CDARS Program - CIBC Bank | | 5,000,000 | 19,316 |
| TOTAL INVESTMENT & MANAGED ASSET BALANCE | | 349,257,559 | 994,819 |
| TOTAL DEMAND & INVESTMENT BALANCES | | 518,007,759 | 2,083,360 |

Projected vs. "Promised" vs. Actual Performance Interest Earned Fiscal Year 2023



Kane County Weighted Average Demand & Investment Yield

Kane County Treasurer



| | Apr-22 | May-22 | Jun-22 | Jul-22 | Aug-22 | Sep-22 | Oct-22 | Nov-22 | Dec-22 | Jan-23 | Feb-23 | Mar-23 | Apr-23 | May-23 | Jun-23 |
|-----------------------|-----------|-----------|-----------|-----------|-----------|-----------|------------|------------|------------|-----------|-----------|-----------|-----------|-----------|-----------|
| | 4/30/2022 | 5/31/2022 | 6/30/2022 | 7/31/2022 | 8/31/2022 | 9/30/2022 | 10/31/2022 | 11/30/2022 | 12/31/2022 | 1/31/2023 | 2/28/2023 | 3/31/2023 | 4/30/2023 | 5/31/2023 | 6/30/2023 |
| Investment Accounts | 0.78% | 0.90% | 1.24% | 1.52% | 1.68% | 1.79% | 2.07% | 2.37% | 2.71% | 2.93% | 3.02% | 3.08% | 4.53% | 4.87% | 5.14% |
| Demand Account C | 0.48% | 0.80% | 1.13% | 1.53% | 1.81% | 2.02% | 2.93% | 3.06% | 3.50% | 3.77% | 3.98% | 4.24% | 4.33% | 4.67% | 4.05% |
| Demand C & Investment | 0.66% | 0.87% | 1.22% | 1.53% | 1.72% | 1.88% | 2.30% | 2.58% | 2.96% | 3.19% | 3.32% | 3.44% | 4.47% | 4.81% | 4.60% |
| The Illinois Fund | 0.48% | 0.78% | 1.12% | 1.59% | 2.18% | 2.52% | 3.06% | 3.59% | 3.93% | 4.22% | 4.48% | 4.70% | 4.92% | 5.20% | 5.25% |
| 90 Day T-Bill | 0.82% | 1.04% | 1.63% | 2.32% | 2.90% | 3.25% | 4.06% | 4.32% | 4.34% | 4.64% | 4.77% | 4.69% | 5.03% | 5.39% | 5.28% |
| 1 Year T-Bill | 2.06% | 2.05% | 2.74% | 2.89% | 3.48% | 3.93% | 4.60% | 4.69% | 4.69% | 4.65% | 4.98% | 4.59% | 4.74% | 5.17% | 5.39% |

Kane County - Portfolio Analysis - 6-30-23 - Summary

| Report Date | 6/30/2023 | | Kane County | | | | |
|--------------|-------------|--------------------|--------------------|----------------|----------------------|-------------|-------------|
| Sector | Avg. Coupon | Total Cost | Market Value | % Market Value | Unrealized Gain/Loss | Yield | Duration |
| Internal | 1.77 | 56,240,147 | 55,029,913 | 27% | (1,210,234) | 5.16 | 1.23 |
| Vectors | 2.27 | 52,346,967 | 50,072,787 | 25% | (2,274,180) | 5.16 | 1.36 |
| PFMAM | 2.07 | 102,574,719 | 98,322,639 | 48% | (4,252,080) | 5.12 | 1.92 |
| Total | 2.04 | 211,161,833 | 203,425,339 | 100% | (7,736,494) | 5.14 | 1.60 |

| Sector | Avg. Coupon | Total Cost | Market Value | % Market Value | Unrealized Gain/Loss | Yield | Duration |
|--------------------------|-------------|--------------------|--------------------|----------------|----------------------|-------------|-------------|
| Cash | | 91,479 | 91,479 | 0% | - | 5.02 | 0.05 |
| US Treasury | 1.46 | 43,512,094 | 43,051,934 | 21% | (460,160) | 4.82 | 1.93 |
| Commercial Paper | 0.00 | 7,253,591 | 7,283,920 | 4% | 30,329 | 5.72 | 0.50 |
| Corporate | 3.57 | 11,242,655 | 11,116,409 | 5% | (126,246) | 5.35 | 1.95 |
| Agency | 1.99 | 70,355,207 | 67,585,346 | 33% | (2,769,861) | 5.27 | 1.53 |
| Taxable Muni | 2.11 | 62,870,395 | 58,687,478 | 29% | (4,182,917) | 5.34 | 1.53 |
| Tax Free Muni | 2.99 | 10,522,683 | 10,342,637 | 5% | (180,047) | 3.84 | 0.61 |
| Mortgage Backed Security | 4.29 | 5,313,730 | 5,266,137 | 3% | (47,593) | 5.10 | 3.21 |
| Total | 2.04 | 211,161,833 | 203,425,339 | 100% | (7,736,494) | 5.14 | 1.60 |

| Internal | | | | | | | |
|--------------------------|-------------|-------------------|-------------------|----------------|----------------------|-------------|-------------|
| Sector | Avg. Coupon | Total Cost | Market Value | % Market Value | Unrealized Gain/Loss | Yield | Duration |
| Cash | | 82,579 | 82,579 | 0% | - | 5.03 | 0.05 |
| US Treasury | | 13,313,351 | 13,318,499 | 24% | 5,149 | 5.19 | 0.29 |
| Commercial Paper | | - | - | 0% | - | | |
| Corporate | | - | - | 0% | - | | |
| Agency | 2.26 | 34,615,314 | 33,499,326 | 61% | (1,115,988) | 5.18 | 1.83 |
| Taxable Muni | 2.38 | 6,015,832 | 5,918,576 | 11% | (97,256) | 5.48 | 0.35 |
| Tax Free Muni | 3.35 | 2,213,071 | 2,210,933 | 4% | (2,139) | 3.82 | 0.14 |
| Mortgage Backed Security | | - | - | 0% | - | | |
| Total | 1.77 | 56,240,147 | 55,029,913 | 100% | (1,210,234) | 5.16 | 1.23 |

| Vectors | | | | | | | |
|--------------------------|-------------|-------------------|-------------------|----------------|----------------------|-------------|-------------|
| Sector | Avg. Coupon | Total Cost | Market Value | % Market Value | Unrealized Gain/Loss | Yield | Duration |
| Cash | | 8,899 | 8,899 | 0% | - | 4.97 | 0.05 |
| US Treasury | 1.14 | 4,171,888 | 4,169,134 | 8% | (2,754) | 5.29 | 0.37 |
| Commercial Paper | | - | - | 0% | - | | |
| Corporate | | - | - | 0% | - | | |
| Agency | 2.27 | 6,432,963 | 6,357,141 | 13% | (75,822) | 5.55 | 0.45 |
| Taxable Muni | 2.05 | 31,733,936 | 29,626,507 | 59% | (2,107,429) | 5.35 | 1.69 |
| Tax Free Muni | 2.75 | 7,404,371 | 7,328,993 | 15% | (75,378) | 3.88 | 0.75 |
| Mortgage Backed Security | 5.25 | 2,594,911 | 2,582,112 | 5% | (12,799) | 5.45 | 3.17 |
| Total | 2.27 | 52,346,967 | 50,072,787 | 100% | (2,274,180) | 5.16 | 1.36 |

| PFMAM | | | | | | | |
|--------------------------|-------------|--------------------|-------------------|----------------|----------------------|-------------|-------------|
| Sector | Avg. Coupon | Total Cost | Market Value | % Market Value | Unrealized Gain/Loss | Yield | Duration |
| Cash | | - | - | 0% | - | | |
| US Treasury | 2.27 | 26,026,855 | 25,564,300 | 26% | (462,555) | 4.56 | 3.04 |
| Commercial Paper | 0.00 | 7,253,591 | 7,283,920 | 7% | 30,329 | 5.72 | 0.50 |
| Corporate | 3.57 | 11,242,655 | 11,116,409 | 11% | (126,246) | 5.35 | 1.95 |
| Agency | 1.60 | 29,306,931 | 27,728,879 | 28% | (1,578,052) | 5.32 | 1.41 |
| Taxable Muni | 2.12 | 25,120,626 | 23,142,395 | 24% | (1,978,232) | 5.31 | 1.61 |
| Tax Free Muni | 4.15 | 905,241 | 802,712 | 1% | (102,530) | 3.55 | 0.64 |
| Mortgage Backed Security | 3.36 | 2,718,820 | 2,684,025 | 3% | (34,794) | 4.77 | 3.25 |
| Total | 2.07 | 102,574,719 | 98,322,639 | 100% | (4,252,080) | 5.12 | 1.92 |

Kane County - Portfolio Analysis - 6-30-23 - Total

| Cusip | Name | Coupon | Maturity | Principal Cost | Current Face | USB Price - 6/30/2023 | USB - Market Value | Yield To Worst | Eff. Duration | Purchase Date |
|-----------|-----------------------------|--------|------------|----------------|--------------|-----------------------|--------------------|----------------|---------------|---------------|
| 39081HCF7 | GREAT LAKES WTR AUTH | 1.50 | 7/1/2023 | 115,000 | 115,000 | 100.00 | 115,000 | 4.85 | 0.01 | 7/27/2020 |
| 378280UJ8 | GLENDAL | 5.00 | 7/1/2023 | 100,000 | 100,000 | 100.00 | 100,000 | 4.85 | 0.01 | 7/2/2020 |
| 91282CEL1 | US TREASURY FRN | 5.23 | 4/30/2024 | 484,884 | 485,000 | 99.95 | 484,777 | 5.22 | 0.01 | 5/10/2023 |
| 3130ASD48 | FEDERAL HOME LOAN BANK | 2.37 | 7/5/2023 | 24,929 | 25,000 | 99.98 | 24,996 | 4.85 | 0.01 | 8/1/2022 |
| 3411503F5 | FLORIDA ST-A | 5.00 | 7/1/2023 | 113,859 | 100,000 | 100.00 | 100,000 | 4.85 | 0.01 | 4/21/2020 |
| 57986LDD0 | MCCSC 1996 SCH BLDG | 5.00 | 7/15/2023 | 225,099 | 225,000 | 100.04 | 225,099 | 3.85 | 0.04 | 4/9/2020 |
| 003860CG6 | ABSECON | 4.00 | 7/15/2023 | 155,007 | 155,000 | 100.02 | 155,029 | 3.48 | 0.04 | 7/24/2020 |
| 721305CK4 | PIKE TWP MET SD | 3.00 | 7/15/2023 | 150,007 | 150,000 | 99.98 | 149,975 | 3.36 | 0.04 | 6/25/2020 |
| 31607A703 | FIDELITY INV MMTK GOVT-INST | 0.00 | | 82,579 | 82,579 | 1.00 | 82,579 | 5.03 | 0.05 | |
| 31846V567 | FIRST AM GOV OBLIG-Z | 0.00 | | 8,899 | 8,899 | 1.00 | 8,899 | 4.97 | 0.05 | |
| 052430QR9 | AUSTIN ISD-REF-TXBL | 4.00 | 8/1/2023 | 824,873 | 750,000 | 99.87 | 749,010 | 5.45 | 0.09 | 3/13/2020 |
| 03667PFM9 | ANTELOPE VLY CLG-A | 2.83 | 8/1/2023 | 249,704 | 250,000 | 99.78 | 249,460 | 5.28 | 0.09 | 4/9/2020 |
| 60534W8M9 | MS ST DEV BANK-B-TXBL | 2.36 | 8/1/2023 | 262,575 | 250,000 | 99.75 | 249,375 | 5.22 | 0.09 | 9/9/2020 |
| 425200SD0 | HENDERSON-B-REF | 4.00 | 6/1/2024 | 100,000 | 100,000 | 100.06 | 100,055 | 3.28 | 0.09 | 8/14/2020 |
| 3133EL3E2 | FEDERAL FARM CREDIT BANK | 0.32 | 8/10/2023 | 1,000,000 | 1,000,000 | 99.42 | 994,160 | 5.60 | 0.11 | 8/4/2020 |
| 3135G05R0 | FANNIE MAE | 0.30 | 8/10/2023 | 1,049,615 | 1,050,000 | 99.46 | 1,044,330 | 5.18 | 0.11 | 8/12/2020 |
| 20772J3H3 | CONNECTICUT-A-TXBL | 2.15 | 8/15/2023 | 751,952 | 725,000 | 99.63 | 722,281 | 5.13 | 0.12 | 5/12/2020 |
| 283734G70 | EL PASO-A-REF | 5.00 | 8/15/2023 | 255,481 | 255,000 | 100.18 | 255,446 | 3.53 | 0.12 | 4/9/2020 |
| 912797GH4 | TREASURY BILL | 0.00 | 8/22/2023 | 451,778 | 455,000 | 99.28 | 451,738 | 4.99 | 0.14 | 5/10/2023 |
| 3136G42B8 | FANNIE MAE | 0.33 | 8/28/2023 | 1,000,000 | 1,000,000 | 99.21 | 992,110 | 5.26 | 0.16 | 8/24/2020 |
| 116475Z26 | BROWNSVILLE UTILITY | 0.80 | 9/1/2023 | 248,604 | 250,000 | 99.21 | 248,020 | 5.50 | 0.17 | 8/14/2020 |
| 679191J11 | OK AGRICULTURAL-REV-C | 1.89 | 9/1/2023 | 249,312 | 240,000 | 99.41 | 238,584 | 5.37 | 0.17 | 8/19/2020 |
| 982696RR9 | WYANDOTTE USD #500-B | 1.67 | 9/1/2023 | 410,668 | 410,000 | 99.39 | 407,511 | 5.26 | 0.17 | 5/29/2020 |
| 551341CL2 | LYNDHURST TWP BOE-REF | 1.00 | 9/1/2023 | 353,762 | 355,000 | 99.43 | 352,987 | 4.36 | 0.17 | 8/20/2020 |
| 0331617H7 | ANCHORAGE-B-REF | 5.00 | 9/1/2023 | 501,542 | 500,000 | 100.26 | 501,320 | 3.38 | 0.17 | 4/15/2020 |
| 535392UL6 | LINDEN | 1.00 | 9/15/2023 | 372,445 | 374,000 | 99.35 | 371,580 | 4.12 | 0.21 | 9/16/2020 |
| 912797GT8 | TREASURY BILL | 0.00 | 9/19/2023 | 4,221,110 | 4,270,000 | 98.88 | 4,222,261 | 5.11 | 0.22 | 6/1/2023 |
| 67556PFQ9 | OCOE UTIL DIST | 2.90 | 10/1/2023 | 176,494 | 170,000 | 99.30 | 168,810 | 5.67 | 0.25 | 12/18/2019 |
| 882723A74 | TEXAS ST-C-REF-TXBL | 2.53 | 10/1/2023 | 706,036 | 655,000 | 99.24 | 650,042 | 5.53 | 0.25 | 8/3/2020 |
| 64966QEF3 | NEW YORK-B-2 | 1.74 | 10/1/2023 | 1,021,667 | 1,000,000 | 99.08 | 990,780 | 5.41 | 0.25 | 5/20/2020 |
| 547473EE4 | LOVINGTON SD #1 | 2.00 | 10/1/2023 | 99,729 | 100,000 | 99.50 | 99,496 | 3.99 | 0.25 | 10/22/2020 |
| 968717SF6 | WILL CO SD#30C-C-REF | 3.00 | 10/1/2023 | 100,019 | 100,000 | 99.80 | 99,801 | 3.77 | 0.25 | 6/17/2020 |
| 912797FA0 | TREASURY BILL | 0.00 | 10/12/2023 | 4,230,854 | 4,295,000 | 98.55 | 4,232,508 | 5.20 | 0.28 | 6/1/2023 |
| 46467TAG0 | ISLESBORO-TXBL | 4.00 | 10/15/2023 | 164,523 | 165,000 | 99.52 | 164,211 | 5.62 | 0.28 | 1/3/2020 |
| 405540DZ5 | HALEDON | 2.00 | 10/15/2023 | 179,206 | 180,000 | 99.32 | 178,774 | 4.35 | 0.29 | 7/2/2020 |
| 48542REP5 | KS DEV FIN AUTH-G-REF | 2.10 | 11/1/2023 | 591,174 | 590,000 | 98.79 | 582,855 | 5.75 | 0.33 | 8/15/2019 |
| 64971WXB1 | NYC TRANS FIN AUTH-B2 | 2.80 | 11/1/2023 | 469,978 | 445,000 | 99.11 | 441,035 | 5.48 | 0.33 | 5/7/2020 |
| 64971XMC9 | NYC TRANSITIONAL FIN | 2.03 | 11/1/2023 | 502,146 | 500,000 | 98.87 | 494,340 | 5.44 | 0.33 | 5/27/2020 |
| 3133EMFB3 | FEDERAL FARM CREDIT BANK | 0.29 | 11/2/2023 | 30,000 | 30,000 | 98.24 | 29,471 | 5.59 | 0.33 | 11/4/2020 |
| 912797FJ1 | TREASURY BILL | 0.00 | 11/9/2023 | 4,232,504 | 4,315,000 | 98.14 | 4,234,784 | 5.25 | 0.35 | 6/1/2023 |
| 912797FJ1 | TREASURY BILL | 0.00 | 11/9/2023 | 858,531 | 875,000 | 98.14 | 858,734 | 5.25 | 0.35 | 6/1/2023 |
| 63873KYA9 | NATIXIS COMMERCIAL PAPER | 0.00 | 11/10/2023 | 1,948,281 | 2,000,000 | 97.96 | 1,959,200 | 5.60 | 0.36 | 5/15/2023 |
| 052414RP6 | AUSTIN TX ELEC UTIL-A | 2.52 | 11/15/2023 | 591,771 | 595,000 | 98.90 | 588,425 | 5.51 | 0.37 | 11/27/2019 |
| 663903JB9 | NORTHEAST OH REGL SWR | 1.78 | 11/15/2023 | 397,271 | 400,000 | 98.65 | 394,600 | 5.44 | 0.37 | 5/26/2020 |
| 3130ARZ95 | FEDERAL HOME LOAN BANK | 2.70 | 11/24/2023 | 2,000,000 | 2,000,000 | 98.87 | 1,977,460 | 5.57 | 0.39 | 5/3/2022 |
| 3133EMHL9 | FEDERAL FARM CREDIT BANK | 0.31 | 11/30/2023 | 235,000 | 235,000 | 97.86 | 229,959 | 5.58 | 0.41 | 11/30/2020 |
| 871089GX0 | SWITZERLAND OF OHIO | 2.11 | 12/1/2023 | 329,749 | 330,000 | 98.56 | 325,251 | 5.61 | 0.41 | 11/6/2019 |
| 613478KH8 | MONTGOMERY-B-REF-TXBL | 3.50 | 12/1/2023 | 498,237 | 500,000 | 99.18 | 495,905 | 5.48 | 0.41 | 4/22/2020 |
| 276482AC0 | EASTERN GATEWAY CMNTY | 3.00 | 12/1/2023 | 200,078 | 200,000 | 99.81 | 199,626 | 3.44 | 0.41 | 6/26/2020 |
| 860605CU6 | STICKNEY-REF | 4.00 | 12/1/2023 | 150,471 | 150,000 | 100.23 | 150,348 | 3.43 | 0.41 | 5/21/2020 |
| 769142JE1 | RIVERSIDE VLG-A | 5.00 | 12/1/2023 | 171,055 | 170,000 | 100.65 | 171,107 | 3.41 | 0.41 | 4/16/2020 |
| 498260GY8 | KITTITAS CO SD #401 | 5.00 | 12/1/2023 | 202,824 | 175,000 | 100.74 | 176,302 | 3.19 | 0.42 | 4/24/2020 |
| 59157UYV6 | METLIFE COMMERCIAL PAPER | 0.00 | 11/29/2023 | 1,944,074 | 2,000,000 | 97.66 | 1,953,240 | 5.61 | 0.42 | 5/15/2023 |
| 912797FT9 | TREASURY BILL | 0.00 | 12/7/2023 | 762,220 | 780,000 | 97.73 | 762,286 | 5.32 | 0.43 | 6/8/2023 |
| 3130AKK21 | FEDERAL HOME LOAN BANK | 0.25 | 12/8/2023 | 601,319 | 600,000 | 97.81 | 586,860 | 5.36 | 0.43 | 12/15/2020 |
| 912797FV4 | TREASURY BILL | 0.00 | 12/21/2023 | 628,882 | 645,000 | 97.51 | 628,946 | 5.37 | 0.46 | 6/27/2023 |
| 912797FV4 | TREASURY BILL | 0.00 | 12/21/2023 | 716,433 | 735,000 | 97.51 | 716,706 | 5.37 | 0.46 | 6/27/2023 |
| 3130ASKE8 | FEDERAL HOME LOAN BANK | 3.30 | 12/28/2023 | 1,432,963 | 1,450,000 | 98.90 | 1,434,021 | 5.59 | 0.48 | 6/28/2022 |
| 67910HPN4 | OK MUNI PWR AUTH-B | 5.00 | 1/1/2024 | 252,007 | 250,000 | 100.76 | 251,895 | 3.47 | 0.49 | 7/31/2020 |
| 181108YH8 | CLARK UTL DIST#1-REF | 5.00 | 1/1/2024 | 178,026 | 150,000 | 100.83 | 151,239 | 3.33 | 0.49 | 5/21/2020 |
| 877792ED9 | PEKIN CMTY HSD #303 | 4.00 | 1/1/2024 | 155,610 | 155,000 | 100.24 | 155,370 | 3.52 | 0.49 | 9/8/2020 |
| 070372NC7 | BATAVIA-REF | 3.00 | 1/1/2024 | 125,028 | 125,000 | 99.72 | 124,653 | 3.56 | 0.49 | 5/26/2020 |
| 128534FX7 | CALCASIEU SD #34-REF | 3.00 | 1/15/2024 | 500,726 | 500,000 | 99.81 | 499,030 | 3.36 | 0.53 | 4/6/2020 |
| 27649EFU8 | EASTERN HANCOCK | 2.00 | 1/15/2024 | 268,615 | 270,000 | 98.86 | 266,919 | 4.15 | 0.53 | 10/22/2020 |
| 9128285Z9 | US TREASURY N/B | 2.50 | 1/31/2024 | 898,042 | 910,000 | 98.34 | 894,894 | 5.41 | 0.57 | 5/11/2023 |
| 465468DG8 | ITASCA ISD #318-A-REF | 2.65 | 2/1/2024 | 526,944 | 500,000 | 98.31 | 491,565 | 5.61 | 0.57 | 3/9/2020 |
| 483782MQ8 | KANE ETC SD #302-REF | 5.00 | 2/1/2024 | 661,473 | 655,000 | 100.86 | 660,600 | 3.51 | 0.57 | 4/24/2020 |
| 652233ML8 | NEWPORT NEWS-B-REF | 0.49 | 2/1/2024 | 587,770 | 600,000 | 97.09 | 582,534 | 5.61 | 0.57 | 6/23/2021 |
| 519357PD3 | LAVACA SCH DT #3-REF | 0.75 | 2/1/2024 | 152,889 | 155,000 | 97.83 | 151,633 | 4.55 | 0.58 | 8/6/2020 |
| 24405RDA6 | DEER MOUNT JUDEA SD | 1.00 | 2/1/2024 | 98,699 | 100,000 | 98.23 | 98,227 | 4.09 | 0.58 | 7/30/2020 |
| 62479LB20 | MUFG COMMERCIAL PAPER | 0.00 | 2/2/2024 | 1,922,876 | 2,000,000 | 96.52 | 1,930,460 | 5.85 | 0.59 | 5/9/2023 |
| 729042JK8 | PLEASANTVILLE BOE-REF | 5.00 | 2/15/2024 | 101,100 | 100,000 | 100.91 | 100,910 | 3.51 | 0.61 | 8/25/2020 |
| 756843B56 | RED OAK ISD-A-REF | 5.00 | 2/15/2024 | 207,015 | 175,000 | 101.13 | 176,985 | 3.15 | 0.61 | 6/26/2020 |
| 486063Z52 | KATY TX INDEP SCH DIS | 2.02 | 2/15/2024 | 473,544 | 470,000 | 97.97 | 460,464 | 5.36 | 0.61 | 1/9/2020 |
| 767142QJ4 | RIO HONDO ISD-REF | 3.00 | 2/15/2024 | 240,282 | 240,000 | 99.66 | 239,177 | 3.56 | 0.61 | 6/18/2020 |
| 265435CR6 | DUNELLEN BORO BOE | 2.00 | 2/15/2024 | 198,542 | 200,000 | 98.60 | 197,202 | 4.29 | 0.61 | 10/15/2020 |
| 3130ARYU9 | FEDERAL HOME LOAN BANK | 3.00 | 2/23/2024 | 1,600,000 | 1,600,000 | 98.33 | 1,573,264 | 5.66 | 0.63 | 5/23/2022 |
| 3130AT2N6 | FEDERAL HOME LOAN BANK | 3.70 | 2/28/2024 | 1,000,000 | 1,000,000 | 98.74 | 987,390 | 5.66 | 0.64 | 8/23/2022 |

Kane County - Portfolio Analysis - 6-30-23 - Total

| Cusip | Name | Coupon | Maturity | Principal Cost | Current Face | USB Price - 6/30/2023 | USB - Market Value | Yield To Worst | Eff. Duration | Purchase Date |
|-----------|----------------------------|--------|------------|----------------|--------------|-----------------------|--------------------|----------------|---------------|---------------|
| 3136G4Z97 | FANNIE MAE | 0.38 | 2/28/2024 | 1,000,000 | 1,000,000 | 96.62 | 966,160 | 5.66 | 0.65 | 8/25/2020 |
| 968767MF7 | WILL SD #86 REF-A-REF | 4.00 | 3/1/2024 | 115,746 | 115,000 | 100.33 | 115,380 | 3.49 | 0.65 | 8/13/2020 |
| 18458PAU7 | CLEAR LATW WTR AUTH | 4.00 | 3/1/2024 | 246,775 | 245,000 | 100.41 | 246,014 | 3.36 | 0.65 | 6/29/2020 |
| 869315C66 | SUSSEX VLG -A | 2.00 | 3/1/2024 | 139,108 | 140,000 | 98.70 | 138,180 | 3.98 | 0.65 | 6/29/2020 |
| 17327AC13 | CITIGROUP COMMERCIAL PAPER | 0.00 | 3/1/2024 | 1,438,360 | 1,500,000 | 96.07 | 1,441,020 | 5.86 | 0.67 | 6/7/2023 |
| 3130ATNX1 | FEDERAL HOME LOAN BANK | 5.00 | 4/26/2024 | 2,500,000 | 2,500,000 | 99.42 | 2,485,475 | 5.72 | 0.70 | 10/13/2022 |
| 3130ASKC2 | FEDERAL HOME LOAN BANK | 3.45 | 3/28/2024 | 2,000,000 | 2,000,000 | 98.42 | 1,968,400 | 5.64 | 0.72 | 6/24/2022 |
| 3130ARFB2 | FEDERAL HOME LOAN BANK | 2.55 | 3/28/2024 | 600,000 | 600,000 | 97.82 | 586,896 | 5.58 | 0.72 | 3/18/2022 |
| 882830AC6 | TX ST TRANS COMM | 5.00 | 4/1/2024 | 500,607 | 500,000 | 99.58 | 497,910 | 5.56 | 0.72 | 12/2/2020 |
| 974730EA7 | WINNECONNE WI CMNTY S | 2.50 | 4/1/2024 | 99,875 | 100,000 | 99.21 | 99,208 | 3.57 | 0.74 | 7/2/2020 |
| 3133EMVD1 | FEDERAL FARM CREDIT BANK | 0.33 | 4/5/2024 | 500,000 | 500,000 | 96.09 | 480,455 | 5.63 | 0.74 | 4/5/2021 |
| 485429Y73 | KANSAS ST DEV FIN AUT | 3.64 | 4/15/2024 | 1,179,370 | 1,065,000 | 98.29 | 1,046,831 | 5.87 | 0.76 | 9/17/2020 |
| 20772KGN3 | CONNECTICUT ST-A-TXBL | 3.04 | 4/15/2024 | 545,257 | 500,000 | 98.08 | 490,415 | 5.54 | 0.77 | 3/5/2020 |
| 06051GK57 | BANK OF AMERICA CORP | 3.84 | 4/25/2025 | 1,000,814 | 1,020,000 | 98.02 | 999,794 | 6.35 | 0.79 | 6/28/2023 |
| 491836TY8 | KEOKUK-REF | 3.00 | 5/1/2024 | 200,392 | 200,000 | 99.68 | 199,368 | 3.38 | 0.82 | 6/25/2020 |
| 416848XR5 | HARTLAND CONSOL SD-I | 2.25 | 5/1/2024 | 265,660 | 250,000 | 98.77 | 246,925 | 3.76 | 0.82 | 10/15/2020 |
| 88213ALU7 | TX ST BRD RGTS A&M-D | 2.76 | 5/15/2024 | 1,752,393 | 1,720,000 | 97.69 | 1,680,234 | 5.50 | 0.85 | 7/7/2020 |
| 912828WJ5 | US TREASURY N/B | 2.50 | 5/15/2024 | 2,436,426 | 2,500,000 | 97.49 | 2,437,300 | 5.47 | 0.85 | 5/31/2023 |
| 079235DC8 | BELLEVUE CITY MUNI | 1.57 | 9/15/2024 | 771,717 | 770,000 | 97.38 | 749,841 | 5.45 | 0.88 | 4/1/2020 |
| 938650SC3 | WASHINGTON CO-C | 2.45 | 6/1/2024 | 245,983 | 250,000 | 97.26 | 243,140 | 5.55 | 0.89 | 9/2/2020 |
| 604146EH9 | MINNESOTA ST GEN FUND | 2.00 | 6/1/2024 | 703,333 | 670,000 | 96.71 | 647,930 | 5.73 | 0.89 | 11/5/2020 |
| 120525HS2 | BUNCOMBE CO -REV- B | 1.80 | 6/1/2024 | 446,375 | 405,000 | 96.73 | 391,769 | 5.49 | 0.89 | 4/7/2020 |
| 864784GR8 | SUFFOLK CO WTR AUTH - | 0.75 | 6/1/2024 | 710,836 | 700,000 | 95.79 | 670,509 | 5.51 | 0.90 | 12/15/2020 |
| 70917TBK6 | PA HGR EDUCNTL-AY-REF | 0.88 | 6/15/2024 | 503,100 | 500,000 | 95.69 | 478,440 | 5.56 | 0.93 | 10/1/2020 |
| 3130ATCD7 | FEDERAL HOME LOAN BANK | 4.00 | 6/28/2024 | 1,500,000 | 1,500,000 | 98.46 | 1,476,915 | 5.61 | 0.93 | 9/8/2022 |
| 586354BW1 | MENANDS UN FSD | 2.00 | 6/15/2024 | 569,974 | 575,000 | 98.07 | 563,885 | 4.08 | 0.94 | 6/26/2020 |
| 109409GE6 | BRIGHTON CSD | 2.13 | 6/15/2024 | 99,518 | 100,000 | 98.56 | 98,556 | 3.67 | 0.94 | 10/2/2020 |
| 3133EMAB8 | FEDERAL FARM CREDIT BANK | 0.39 | 6/17/2024 | 674,992 | 675,000 | 95.27 | 643,073 | 5.50 | 0.94 | 10/6/2020 |
| 3130ASEN5 | FEDERAL HOME LOAN BANK | 3.02 | 6/28/2024 | 1,496,350 | 1,500,000 | 97.35 | 1,460,205 | 5.80 | 0.96 | 6/27/2022 |
| 64972H5D0 | NYC TRANSITIONAL FIN | 0.64 | 7/15/2024 | 1,450,653 | 1,500,000 | 94.85 | 1,422,795 | 5.80 | 1.01 | 4/25/2022 |
| 079581EF7 | BELLMAWR BORO | 0.50 | 7/15/2024 | 395,185 | 410,000 | 95.56 | 391,804 | 4.92 | 1.01 | 8/10/2020 |
| 3130ASQN2 | FEDERAL HOME LOAN BANK | 3.55 | 7/26/2024 | 2,000,000 | 2,000,000 | 97.96 | 1,959,140 | 5.54 | 1.02 | 7/14/2022 |
| 880541QU4 | TENNESSEE ST-C-TXBL | 3.73 | 8/1/2024 | 478,204 | 475,000 | 98.24 | 466,659 | 5.41 | 1.03 | 9/12/2022 |
| 64971X5E4 | NYC TRANSIT-A3-PREREF | 2.85 | 8/1/2024 | 55,000 | 55,000 | 97.14 | 53,424 | 5.60 | 1.04 | 8/11/2020 |
| 64971X5F1 | NYC TRANSIT-A3-UNREFD | 2.85 | 8/1/2024 | 945,000 | 945,000 | 97.14 | 918,011 | 5.59 | 1.04 | 8/11/2020 |
| 64966MEF2 | NEW YORK | 2.11 | 8/1/2024 | 1,056,886 | 1,000,000 | 96.37 | 963,650 | 5.60 | 1.04 | 8/28/2020 |
| 9281726K6 | VA ST PUB BLDG AUTH-C | 1.91 | 8/1/2024 | 1,011,210 | 1,000,000 | 96.08 | 960,840 | 5.68 | 1.05 | 5/29/2020 |
| 576051VX1 | MA WTR RESOURCES AUTH | 1.86 | 8/1/2024 | 210,950 | 200,000 | 96.30 | 192,602 | 5.41 | 1.05 | 10/21/2020 |
| 291065GW4 | EMERSON | 1.00 | 8/15/2024 | 311,769 | 320,000 | 96.18 | 307,773 | 4.52 | 1.10 | 8/7/2020 |
| 3133EL4J0 | FEDERAL FARM CREDIT BANK | 0.47 | 8/19/2024 | 1,985,026 | 1,985,000 | 94.20 | 1,869,910 | 5.82 | 1.10 | 8/13/2020 |
| 73474TAB6 | MORROW PORT TRANS FAC | 3.22 | 9/1/2024 | 245,736 | 250,000 | 97.34 | 243,360 | 5.59 | 1.12 | 12/7/2020 |
| 708612BC9 | PENNSVILLE BOE | 2.50 | 9/1/2024 | 98,959 | 100,000 | 97.86 | 97,858 | 4.40 | 1.13 | 9/16/2020 |
| 3130ATBJ5 | FEDERAL HOME LOAN BANK | 4.05 | 9/30/2024 | 182,410 | 185,000 | 98.18 | 181,627 | 5.57 | 1.14 | 10/17/2022 |
| 551341CM0 | LYNDHURST TWP BOE-REF | 1.00 | 9/1/2024 | 247,700 | 255,000 | 95.91 | 244,560 | 4.64 | 1.14 | 8/20/2020 |
| 3133EL6V1 | FEDERAL FARM CREDIT BANK | 0.43 | 9/10/2024 | 1,000,007 | 1,000,000 | 93.88 | 938,830 | 5.80 | 1.16 | 9/10/2020 |
| 675136AK1 | OCEAN TWP NJ MONMOUTH | 3.00 | 11/1/2024 | 75,086 | 75,000 | 99.42 | 74,563 | 3.45 | 1.18 | 7/9/2020 |
| 4140185L1 | HARRIS CO FLOOD-B-REF | 3.21 | 10/1/2024 | 1,105,413 | 1,000,000 | 97.40 | 974,000 | 5.38 | 1.20 | 12/11/2020 |
| 882723PS2 | TEXAS ST-TXBL-REF-B | 3.09 | 10/1/2024 | 343,778 | 350,000 | 97.31 | 340,575 | 5.34 | 1.20 | 3/16/2020 |
| 3133EMBD3 | FEDERAL FARM CREDIT BANK | 0.36 | 9/24/2024 | 35,002 | 35,000 | 93.92 | 32,872 | 5.53 | 1.20 | 10/1/2020 |
| 3134GWXX0 | FREDDIE MAC | 0.40 | 9/30/2024 | 1,000,000 | 1,000,000 | 93.90 | 939,020 | 5.51 | 1.22 | 9/28/2020 |
| 3130ATLB1 | FEDERAL HOME LOAN BANK | 5.00 | 10/14/2025 | 1,393,420 | 1,400,000 | 98.88 | 1,384,376 | 5.52 | 1.23 | 10/14/2022 |
| 379874HQ6 | GLOVERSVILLE CITY SD | 2.00 | 10/15/2024 | 822,903 | 835,000 | 97.42 | 813,465 | 4.07 | 1.25 | 10/14/2020 |
| 3130ATJP3 | FEDERAL HOME LOAN BANK | 5.05 | 10/24/2025 | 1,750,000 | 1,750,000 | 98.91 | 1,730,978 | 5.55 | 1.27 | 10/4/2022 |
| 97705MBK0 | WISCONSIN ST-1-REF | 5.00 | 11/1/2024 | 115,884 | 100,000 | 102.50 | 102,500 | 3.07 | 1.29 | 4/29/2020 |
| 3133EMFP2 | FEDERAL FARM CREDIT BANK | 0.44 | 11/4/2024 | 2,339,897 | 2,340,000 | 93.55 | 2,189,117 | 5.48 | 1.31 | 10/30/2020 |
| 3130APU45 | FEDERAL HOME LOAN BANK | 0.85 | 11/22/2024 | 363,840 | 385,000 | 93.90 | 361,523 | 5.45 | 1.35 | 12/22/2021 |
| 510281GE2 | LAKE LOC SD-A-TXBL | 4.00 | 12/1/2024 | 816,205 | 635,000 | 98.03 | 622,478 | 5.46 | 1.36 | 4/22/2020 |
| 3134GXH98 | FREDDIE MAC | 3.75 | 1/27/2025 | 491,880 | 500,000 | 97.54 | 487,685 | 5.40 | 1.38 | 7/27/2022 |
| 880558AN1 | TN BOND AUTH-B-TXBL | 3.13 | 5/1/2025 | 347,023 | 355,000 | 96.79 | 343,619 | 5.32 | 1.47 | 9/16/2022 |
| 3130ASZU6 | FEDERAL HOME LOAN BANK | 4.00 | 4/30/2025 | 246,535 | 250,000 | 97.70 | 244,243 | 5.34 | 1.49 | 8/30/2022 |
| 92778VEU8 | VIRGINIA ST CLG BLDG | 2.72 | 2/1/2025 | 465,962 | 450,000 | 96.08 | 432,365 | 5.33 | 1.51 | 1/25/2021 |
| 3130ASQJ1 | FEDERAL HOME LOAN BANK | 4.13 | 7/28/2025 | 1,500,000 | 1,500,000 | 97.81 | 1,467,180 | 5.25 | 1.52 | 7/14/2022 |
| 3134GX2F0 | FREDDIE MAC | 4.00 | 3/28/2025 | 108,273 | 110,000 | 97.32 | 107,050 | 5.63 | 1.52 | 11/1/2022 |
| 5978516S8 | MIDLOTHIAN TX INDEP S | 5.00 | 2/15/2025 | 887,903 | 750,000 | 99.52 | 746,370 | 5.31 | 1.52 | 10/15/2020 |
| 3130ANEJ5 | FEDERAL HOME LOAN BANK | 0.52 | 1/28/2025 | 1,000,000 | 1,000,000 | 92.84 | 928,400 | 5.31 | 1.53 | 7/26/2021 |
| 3136G4E74 | FANNIE MAE | 0.57 | 1/29/2025 | 887,557 | 950,000 | 92.91 | 882,607 | 5.31 | 1.53 | 7/29/2020 |
| 95000U2K8 | WELLS FARGO & COMPANY | 2.16 | 2/11/2026 | 499,398 | 530,000 | 94.17 | 499,085 | 6.01 | 1.53 | 6/28/2023 |
| 519357PE1 | LAVACA SCH DT #3-REF | 0.75 | 2/1/2025 | 147,551 | 150,000 | 94.54 | 141,812 | 4.35 | 1.55 | 8/6/2020 |
| 649791PQ7 | NEW YORK ST | 2.12 | 2/15/2025 | 531,232 | 500,000 | 95.01 | 475,030 | 5.37 | 1.56 | 5/20/2021 |
| 46647PCV6 | JPMORGAN CHASE & CO | 2.60 | 2/24/2026 | 987,678 | 1,040,000 | 94.82 | 986,170 | 5.93 | 1.56 | 6/28/2023 |
| 882806HG0 | TEXAS ST TECH UNIV RE | 0.94 | 2/15/2025 | 507,535 | 500,000 | 93.24 | 466,180 | 5.34 | 1.57 | 6/2/2021 |
| 3130AL6W9 | FEDERAL HOME LOAN BANK | 0.40 | 2/18/2025 | 500,000 | 500,000 | 91.94 | 459,705 | 5.63 | 1.59 | 2/8/2021 |
| 4423315U4 | HOUSTON TX-B-TXBL-REF | 2.11 | 3/1/2025 | 1,498,656 | 1,415,000 | 94.76 | 1,340,797 | 5.44 | 1.59 | 10/21/2020 |
| 3130ASGN3 | FEDERAL HOME LOAN BANK | 4.00 | 6/30/2025 | 2,338,134 | 2,350,000 | 97.65 | 2,294,681 | 5.26 | 1.61 | 6/14/2022 |
| 678553BT4 | OKLAHOMA CITY OK ECON | 0.92 | 3/1/2025 | 472,124 | 500,000 | 92.88 | 464,400 | 5.44 | 1.61 | 9/10/2021 |
| 3130AMMG4 | FEDERAL HOME LOAN BANK | 0.63 | 2/27/2025 | 40,000 | 40,000 | 92.68 | 37,072 | 5.29 | 1.61 | 5/28/2021 |
| 649791LU2 | NEW YORK ST-TXBL-B | 2.80 | 3/15/2025 | 233,674 | 220,000 | 95.88 | 210,945 | 5.35 | 1.62 | 11/16/2021 |
| 3133EMSC7 | FEDERAL FARM CREDIT BANK | 0.48 | 3/3/2025 | 1,263,780 | 1,270,000 | 92.50 | 1,174,687 | 5.22 | 1.62 | 2/26/2021 |

Kane County - Portfolio Analysis - 6-30-23 - Total

| Cusip | Name | Coupon | Maturity | Principal Cost | Current Face | USB Price - 6/30/2023 | USB - Market Value | Yield To Worst | Eff. Duration | Purchase Date |
|-----------|--------------------------|--------|------------|----------------|--------------|-----------------------|--------------------|----------------|---------------|---------------|
| 3133EMJP8 | FEDERAL FARM CREDIT BANK | 0.49 | 3/10/2025 | 400,000 | 400,000 | 92.44 | 369,776 | 5.21 | 1.64 | 12/11/2020 |
| 649791RA0 | NY ST-B-TXBL GROUP 1 | 0.91 | 3/15/2025 | 1,011,782 | 1,000,000 | 92.86 | 928,640 | 5.34 | 1.65 | 3/25/2021 |
| 91282CGU9 | US TREASURY N/B | 3.88 | 3/31/2025 | 2,466,602 | 2,500,000 | 98.04 | 2,450,875 | 5.06 | 1.65 | 5/26/2023 |
| 3130ARA35 | FEDERAL HOME LOAN BANK | 2.00 | 3/24/2025 | 1,148,544 | 1,200,000 | 94.40 | 1,132,836 | 5.42 | 1.65 | 3/24/2022 |
| 115637AS9 | BROWN-FORMAN CORP | 3.50 | 4/15/2025 | 491,470 | 500,000 | 96.90 | 484,500 | 5.33 | 1.66 | 5/12/2023 |
| 914455UC2 | UNIV OF MICHIGAN MI | 1.00 | 4/1/2025 | 761,766 | 750,000 | 92.89 | 696,690 | 5.30 | 1.69 | 6/29/2020 |
| 3130ARU58 | FEDERAL HOME LOAN BANK | 4.00 | 4/28/2025 | 1,125,000 | 1,125,000 | 98.13 | 1,103,985 | 5.08 | 1.72 | 4/25/2022 |
| 91282CGX3 | US TREASURY N/B | 3.88 | 4/30/2025 | 2,476,660 | 2,500,000 | 98.06 | 2,451,375 | 4.99 | 1.73 | 5/23/2023 |
| 3134GX2M5 | FREDDIE MAC | 4.13 | 9/29/2025 | 172,666 | 175,000 | 97.34 | 170,343 | 5.39 | 1.74 | 9/29/2022 |
| 857477CB7 | STATE STREET CORP | 5.10 | 5/18/2026 | 750,000 | 750,000 | 99.24 | 744,293 | 5.53 | 1.75 | 5/15/2023 |
| 06405LAD3 | BANK OF NEW YORK MELLON | 5.15 | 5/22/2026 | 1,180,000 | 1,180,000 | 99.37 | 1,172,578 | 5.50 | 1.76 | 5/17/2023 |
| 64971XLQ9 | NYC TRANS FIN AUTH-A4 | 2.01 | 5/1/2025 | 938,116 | 970,000 | 94.27 | 914,409 | 5.33 | 1.76 | 6/2/2022 |
| 3133EMXS6 | FEDERAL FARM CREDIT BANK | 0.72 | 4/28/2025 | 1,550,000 | 1,550,000 | 91.87 | 1,423,954 | 5.45 | 1.77 | 5/3/2021 |
| 64971X6G8 | NYC TRANS-C-2-UNREFD | 1.00 | 5/1/2025 | 692,231 | 690,000 | 92.54 | 638,519 | 5.32 | 1.77 | 10/1/2020 |
| 64971X5Y0 | NYC TRANS-C-2-PRERFD | 1.00 | 5/1/2025 | 30,097 | 30,000 | 92.64 | 27,793 | 5.26 | 1.77 | 10/1/2020 |
| 3130ARNN7 | FEDERAL HOME LOAN BANK | 3.00 | 7/28/2025 | 1,554,464 | 1,600,000 | 96.00 | 1,536,032 | 5.05 | 1.82 | 4/28/2022 |
| 3133ELC28 | FEDERAL FARM CREDIT BANK | 0.73 | 5/27/2025 | 356,754 | 355,000 | 91.65 | 325,361 | 5.39 | 1.84 | 5/27/2020 |
| 09088RP34 | BIRMINGHAM-C-TXBL | 0.88 | 6/1/2025 | 398,946 | 395,000 | 92.12 | 363,874 | 5.25 | 1.86 | 1/28/2021 |
| 864784G56 | SUFFOLK CO WTR AUTH - | 0.91 | 6/1/2025 | 697,336 | 700,000 | 92.27 | 645,883 | 5.19 | 1.86 | 12/7/2020 |
| 127145LF5 | CACHE CO-REF | 3.00 | 6/15/2025 | 546,680 | 500,000 | 95.69 | 478,460 | 5.35 | 1.86 | 5/19/2021 |
| 60416TQY7 | MN HSG FIN AGY-E-TXBL | 3.19 | 7/1/2025 | 490,000 | 490,000 | 95.02 | 465,598 | 5.86 | 1.87 | 5/12/2022 |
| 91412GU94 | UNIV CA-AX-TXBL | 3.06 | 7/1/2025 | 942,719 | 900,000 | 96.25 | 866,259 | 5.06 | 1.87 | 8/24/2020 |
| 3133ELK37 | FEDERAL FARM CREDIT BANK | 0.78 | 6/16/2025 | 260,011 | 260,000 | 92.11 | 239,476 | 5.06 | 1.90 | 6/11/2020 |
| 39081HCH3 | GREAT LAKES WTR AUTH | 1.65 | 7/1/2025 | 499,311 | 500,000 | 92.83 | 464,160 | 5.48 | 1.90 | 10/28/2021 |
| 341271AD6 | FLORIDA ST BRD OF ADM | 1.26 | 7/1/2025 | 3,719,129 | 3,715,000 | 92.33 | 3,429,911 | 5.35 | 1.92 | 9/11/2020 |
| 898797HT5 | TUCSON WTR SYS REV | 0.85 | 7/1/2025 | 811,000 | 800,000 | 91.68 | 733,456 | 5.28 | 1.93 | 12/11/2020 |
| 592112UB0 | NASHVILLE DAVIDSON CO | 0.61 | 7/1/2025 | 575,545 | 600,000 | 91.22 | 547,344 | 5.29 | 1.93 | 6/23/2021 |
| 3130AMX31 | FEDERAL HOME LOAN BANK | 0.75 | 6/30/2025 | 520,000 | 520,000 | 91.95 | 478,114 | 5.03 | 1.94 | 6/28/2021 |
| 3130AJRP6 | FEDERAL HOME LOAN BANK | 0.68 | 6/30/2025 | 911,127 | 990,000 | 91.81 | 908,959 | 5.03 | 1.94 | 6/30/2020 |
| 220245K52 | CORPUS CHRISTI UTL-B | 1.14 | 7/15/2025 | 272,937 | 290,000 | 92.01 | 266,832 | 5.32 | 1.96 | 5/25/2021 |
| 3130ARRQ6 | FEDERAL HOME LOAN BANK | 3.25 | 10/29/2025 | 1,000,000 | 1,000,000 | 96.21 | 962,120 | 4.99 | 1.96 | 4/25/2022 |
| 3133ENU21 | FEDERAL FARM CREDIT BANK | 3.09 | 10/20/2025 | 500,000 | 500,000 | 95.94 | 479,720 | 4.97 | 1.97 | 4/27/2022 |
| 64966QC84 | NEW YORK-A-2 | 2.28 | 8/1/2025 | 1,052,250 | 1,000,000 | 94.09 | 940,890 | 5.31 | 1.97 | 3/18/2021 |
| 3133EMMP4 | FEDERAL FARM CREDIT BANK | 0.39 | 7/14/2025 | 813,731 | 884,000 | 91.19 | 806,075 | 4.99 | 1.98 | 1/14/2021 |
| 64966WF11 | NYC HSG DEV CORP -D | 1.30 | 8/1/2025 | 302,703 | 300,000 | 91.93 | 275,784 | 5.45 | 2.00 | 12/11/2020 |
| 20772J3K6 | CONNECTICUT-A-TXBL | 2.52 | 8/15/2025 | 2,309,050 | 2,315,000 | 94.69 | 2,192,120 | 5.19 | 2.01 | 4/1/2022 |
| 64966QWV8 | NEW YORK -A-2-TXBL | 0.84 | 8/1/2025 | 685,238 | 735,000 | 91.30 | 671,055 | 5.30 | 2.01 | 5/3/2022 |
| 033162CT3 | ANCHORAGE AK | 0.71 | 8/1/2025 | 1,005,210 | 1,000,000 | 91.02 | 910,190 | 5.32 | 2.01 | 12/11/2020 |
| 419792YQ3 | HAWAII ST-FZ | 0.67 | 8/1/2025 | 497,789 | 495,000 | 91.30 | 451,935 | 5.12 | 2.01 | 11/12/2020 |
| 053015AE3 | AUTOMATIC DATA PROCESSNG | 3.38 | 9/15/2025 | 987,839 | 1,015,000 | 96.69 | 981,353 | 4.98 | 2.02 | 5/24/2023 |
| 437076BK7 | HOME DEPOT INC | 3.35 | 9/15/2025 | 367,849 | 375,000 | 96.49 | 361,845 | 5.05 | 2.02 | 5/12/2023 |
| 544351KU2 | LOS ANGELES-A-REF-TXB | 3.05 | 9/1/2025 | 561,953 | 500,000 | 95.35 | 476,740 | 5.35 | 2.04 | 12/10/2020 |
| 3134GWND4 | FREDDIE MAC | 0.60 | 8/12/2025 | 1,000,058 | 1,000,000 | 91.32 | 913,180 | 4.97 | 2.05 | 8/6/2020 |
| 798135E88 | SAN JOSE-B-TXBL | 2.45 | 9/1/2025 | 499,354 | 515,000 | 94.51 | 486,737 | 5.15 | 2.05 | 6/8/2022 |
| 69371RS23 | PACCAR FINANCIAL CORP | 4.95 | 10/3/2025 | 507,365 | 500,000 | 99.36 | 496,790 | 5.25 | 2.08 | 5/11/2023 |
| 02665WDN8 | AMERICAN HONDA FINANCE | 1.00 | 9/10/2025 | 463,665 | 500,000 | 91.21 | 456,050 | 5.29 | 2.11 | 5/11/2023 |
| 64971Q7K3 | NYC TRANSTNL FIN-TXBL | 3.75 | 11/1/2025 | 1,044,417 | 1,000,000 | 96.85 | 968,500 | 5.20 | 2.13 | 1/11/2021 |
| 3130APZ32 | FEDERAL HOME LOAN BANK | 1.25 | 9/16/2025 | 505,000 | 505,000 | 92.38 | 466,504 | 4.93 | 2.13 | 12/7/2021 |
| 7342606W7 | PORT HOUSTON AUTH-B | 2.25 | 10/1/2025 | 525,168 | 560,000 | 93.61 | 524,210 | 5.30 | 2.14 | 10/3/2022 |
| 3130ALJ47 | FEDERAL HOME LOAN BANK | 0.70 | 9/24/2025 | 922,010 | 1,000,000 | 91.18 | 911,790 | 4.92 | 2.16 | 3/24/2021 |
| 637432NG6 | NATIONAL RURAL UTIL COOP | 3.25 | 11/1/2025 | 486,445 | 500,000 | 95.11 | 475,535 | 5.51 | 2.16 | 5/11/2023 |
| 3130AMUW0 | FEDERAL HOME LOAN BANK | 0.75 | 9/30/2025 | 499,750 | 500,000 | 91.24 | 456,185 | 4.91 | 2.17 | 6/30/2021 |
| 655867J34 | NORFOLK-C-TXBL-REF | 0.70 | 10/1/2025 | 463,159 | 500,000 | 91.20 | 455,975 | 4.87 | 2.18 | 8/4/2021 |
| 3133EMYD8 | FEDERAL FARM CREDIT BANK | 0.85 | 11/3/2025 | 923,630 | 1,000,000 | 90.78 | 907,780 | 5.08 | 2.26 | 5/3/2021 |
| 44244CXP7 | HOUSTON TX UTL SYS-C | 1.95 | 11/15/2025 | 410,397 | 430,000 | 92.80 | 399,023 | 5.21 | 2.26 | 5/5/2021 |
| 92826CAD4 | VISA INC | 3.15 | 12/14/2025 | 733,838 | 750,000 | 95.85 | 718,898 | 4.96 | 2.26 | 5/11/2023 |
| 3130ANL46 | FEDERAL HOME LOAN BANK | 0.75 | 11/26/2025 | 1,195,727 | 1,300,000 | 90.97 | 1,182,662 | 4.77 | 2.33 | 8/26/2021 |
| 3134GXFA7 | FREDDIE MAC | 0.65 | 11/26/2025 | 996,594 | 1,000,000 | 90.75 | 907,500 | 4.77 | 2.33 | 3/25/2021 |
| 172311RL8 | CINCINNATI WTR SYS | 1.00 | 12/1/2025 | 561,395 | 590,000 | 91.23 | 538,228 | 4.89 | 2.33 | 11/1/2021 |
| 419791YT9 | HI ST-TXB-DX-BABS | 5.33 | 2/1/2026 | 1,116,342 | 1,045,000 | 100.83 | 1,053,674 | 4.98 | 2.34 | 7/27/2022 |
| 484062LY8 | KANE CO ETC CMNTY CLG | 1.00 | 12/15/2025 | 875,460 | 945,000 | 90.15 | 851,889 | 5.33 | 2.36 | 2/3/2021 |
| 742718FY0 | PROCTER & GAMBLE CO/THE | 4.10 | 1/26/2026 | 755,415 | 750,000 | 98.78 | 740,880 | 4.61 | 2.37 | 5/11/2023 |
| 483854HU2 | KANE COOK & DU PAGE C | 0.70 | 12/15/2025 | 808,918 | 875,000 | 90.03 | 787,771 | 5.06 | 2.37 | 1/25/2021 |
| 824178ZK6 | SHERMAN ISD -A-TXBL | 4.00 | 2/15/2026 | 572,905 | 500,000 | 97.67 | 488,365 | 4.95 | 2.42 | 7/20/2021 |
| 3135G06Q1 | FANNIE MAE | 0.64 | 12/30/2025 | 1,904,524 | 1,900,000 | 90.29 | 1,715,491 | 4.81 | 2.42 | 12/23/2020 |
| 3130AKN85 | FEDERAL HOME LOAN BANK | 0.55 | 1/20/2026 | 200,000 | 200,000 | 89.86 | 179,718 | 4.81 | 2.47 | 1/19/2021 |
| 09088RU20 | BIRMINGHAM -TXBL -REF | 2.00 | 3/1/2026 | 377,453 | 400,000 | 92.55 | 370,188 | 5.02 | 2.52 | 1/6/2022 |
| 3130AKXQ4 | FEDERAL HOME LOAN BANK | 0.60 | 2/12/2026 | 1,000,000 | 1,000,000 | 89.73 | 897,340 | 4.82 | 2.53 | 2/8/2021 |
| 160357XE4 | CHARLESTON -TXBL | 1.25 | 3/1/2026 | 714,686 | 770,000 | 90.97 | 700,446 | 4.90 | 2.55 | 5/21/2021 |
| 3133EMSK9 | FEDERAL FARM CREDIT BANK | 0.84 | 3/2/2026 | 1,455,925 | 1,500,000 | 90.17 | 1,352,565 | 4.80 | 2.57 | 2/24/2021 |
| 3133EMUK6 | FEDERAL FARM CREDIT BANK | 1.05 | 3/25/2026 | 1,200,000 | 1,200,000 | 90.53 | 1,086,408 | 4.78 | 2.62 | 3/25/2021 |
| 396041AE5 | GREENVILLE CO SC-A | 1.36 | 4/1/2026 | 499,140 | 500,000 | 90.30 | 451,510 | 5.19 | 2.62 | |
| 3130ALTT1 | FEDERAL HOME LOAN BANK | 1.01 | 3/30/2026 | 640,367 | 700,000 | 90.40 | 632,821 | 4.77 | 2.63 | 3/30/2021 |
| 3130ALMV3 | FEDERAL HOME LOAN BANK | 1.00 | 3/30/2026 | 500,000 | 500,000 | 90.38 | 451,890 | 4.77 | 2.63 | 3/25/2021 |
| 14913UAA8 | CATERPILLAR FINL SERVICE | 4.35 | 5/15/2026 | 459,784 | 460,000 | 98.44 | 452,838 | 4.94 | 2.64 | 5/8/2023 |
| 89236TKT1 | TOYOTA MOTOR CREDIT CORP | 4.45 | 5/18/2026 | 634,632 | 635,000 | 98.52 | 625,602 | 5.01 | 2.64 | 5/15/2023 |
| 771196BK7 | ROCHE HOLDINGS INC | 2.63 | 5/15/2026 | 479,575 | 500,000 | 94.14 | 470,685 | 4.83 | 2.66 | 5/12/2023 |
| 59163PKJ1 | METRO OR-TXBL | 3.25 | 6/1/2026 | 757,352 | 550,000 | 94.53 | 519,888 | 5.30 | 2.71 | 6/9/2021 |

Kane County - Portfolio Analysis - 6-30-23 - Total

| Cusip | Name | Coupon | Maturity | Principal Cost | Current Face | USB Price - 6/30/2023 | USB - Market Value | Yield To Worst | Eff. Duration | Purchase Date |
|-----------|--------------------------|--------|------------|----------------|--------------|-----------------------|--------------------|----------------|---------------|---------------|
| 544445ZN2 | LOS ANGELES ARPT-F | 2.04 | 5/15/2026 | 249,895 | 250,000 | 92.14 | 230,353 | 5.01 | 2.72 | 3/1/2022 |
| 36179X5H5 | G2 MA8948 | 5.50 | 6/20/2053 | 1,305,000 | 1,305,000 | 99.57 | 1,299,402 | 5.59 | 2.72 | 6/26/2023 |
| 023135BX3 | AMAZON.COM INC | 1.00 | 5/12/2026 | 456,890 | 500,000 | 89.90 | 449,515 | 4.81 | 2.75 | 5/12/2023 |
| 20772KNX3 | CONNECTICUT -TXBL -A | 1.12 | 6/1/2026 | 224,475 | 250,000 | 89.79 | 224,475 | 4.92 | 2.79 | 6/15/2022 |
| 20772KJY6 | CONNECTICUT ST-A-TXBL | 2.35 | 7/1/2026 | 939,206 | 925,000 | 92.96 | 859,908 | 4.90 | 2.79 | 2/9/2022 |
| 158855EW2 | CHANDLER-REV-REF-TXBL | 1.39 | 7/1/2026 | 237,000 | 240,000 | 90.30 | 216,718 | 4.90 | 2.84 | 2/1/2022 |
| 3130AMZN5 | FEDERAL HOME LOAN BANK | 0.75 | 6/30/2026 | 912,600 | 1,000,000 | 90.29 | 902,910 | 4.74 | 2.85 | 6/30/2021 |
| 68583RDA7 | OR CMNTY CLG DT-TXBL | 1.15 | 6/30/2026 | 90,951 | 90,000 | 89.38 | 80,438 | 5.00 | 2.87 | 9/21/2021 |
| 79730CJK1 | SAN DIEGO PUB FACS-B | 1.90 | 8/1/2026 | 563,646 | 595,000 | 91.77 | 546,043 | 4.80 | 2.90 | 2/23/2022 |
| 64966QRK8 | NYC -TXBL -REF -D | 1.22 | 8/1/2026 | 909,511 | 1,000,000 | 89.20 | 892,030 | 5.04 | 2.93 | 6/3/2022 |
| 54438CYL0 | LOS ANGELES CCD-REF | 1.17 | 8/1/2026 | 601,778 | 600,000 | 88.79 | 532,752 | 5.15 | 2.93 | 11/2/2021 |
| 9128282A7 | US TREASURY N/B | 1.50 | 8/15/2026 | 2,346,387 | 2,500,000 | 91.40 | 2,285,050 | 4.48 | 2.96 | 5/11/2023 |
| 3133EMZ88 | FEDERAL FARM CREDIT BANK | 0.83 | 8/10/2026 | 991,375 | 1,100,000 | 89.02 | 979,187 | 4.66 | 2.98 | 8/10/2021 |
| 010268CN8 | ALABAMA FEDERAL AID | 1.27 | 9/1/2026 | 500,890 | 500,000 | 89.53 | 447,655 | 4.87 | 3.01 | 10/28/2021 |
| 3133EM3T7 | FEDERAL FARM CREDIT BANK | 0.87 | 9/1/2026 | 1,250,423 | 1,250,000 | 89.02 | 1,112,775 | 4.63 | 3.04 | 9/1/2021 |
| 3130AQYQ2 | FEDERAL HOME LOAN BANK | 2.50 | 2/25/2027 | 575,000 | 575,000 | 92.94 | 534,382 | 4.62 | 3.13 | 3/4/2022 |
| 3133ENBK5 | FEDERAL FARM CREDIT BANK | 1.14 | 10/20/2026 | 499,000 | 500,000 | 89.67 | 448,325 | 4.54 | 3.15 | 10/20/2021 |
| 3137BVZ82 | FHMS K063 A2 | 3.43 | 1/25/2027 | 1,707,874 | 1,760,000 | 95.56 | 1,681,786 | 4.81 | 3.15 | 5/18/2023 |
| 91282CDG3 | US TREASURY N/B | 1.13 | 10/31/2026 | 2,284,082 | 2,500,000 | 89.92 | 2,248,050 | 4.41 | 3.19 | 5/19/2023 |
| 3130APWE1 | FEDERAL HOME LOAN BANK | 1.50 | 11/25/2026 | 1,000,000 | 1,000,000 | 90.55 | 905,470 | 4.53 | 3.20 | 11/19/2021 |
| 3133ENLZ1 | FEDERAL FARM CREDIT BANK | 1.78 | 1/26/2027 | 1,200,000 | 1,200,000 | 90.95 | 1,091,412 | 4.55 | 3.27 | 1/26/2022 |
| 912828YX2 | US TREASURY N/B | 1.75 | 12/31/2026 | 2,354,980 | 2,500,000 | 91.59 | 2,289,750 | 4.37 | 3.32 | 5/11/2023 |
| 64966MWN5 | NEW YORK-E-2-TXBL | 3.55 | 3/1/2027 | 353,005 | 345,000 | 95.36 | 328,985 | 4.95 | 3.32 | 8/1/2022 |
| 3137F1G44 | FHMS K065 A2 | 3.24 | 4/25/2027 | 1,010,946 | 1,055,000 | 95.00 | 1,002,239 | 4.69 | 3.43 | 6/8/2023 |
| 91282CEF4 | US TREASURY N/B | 2.50 | 3/31/2027 | 2,416,211 | 2,500,000 | 93.72 | 2,342,875 | 4.33 | 3.48 | 5/11/2023 |
| 36179X5G7 | G2 MA8947 | 5.00 | 6/20/2053 | 1,289,911 | 1,305,000 | 98.29 | 1,282,711 | 5.31 | 3.62 | 6/26/2023 |
| 91282CAD3 | US TREASURY N/B | 0.38 | 7/31/2027 | 2,192,285 | 2,500,000 | 85.55 | 2,138,675 | 4.27 | 3.94 | 5/15/2023 |
| 91282CGH8 | US TREASURY N/B | 3.50 | 1/31/2028 | 2,467,676 | 2,500,000 | 97.11 | 2,427,650 | 4.20 | 4.10 | 5/19/2023 |
| 91282CAU5 | US TREASURY N/B | 0.50 | 10/31/2027 | 2,189,551 | 2,500,000 | 85.35 | 2,133,800 | 4.23 | 4.17 | 5/15/2023 |
| 9128284N7 | US TREASURY N/B | 2.88 | 5/15/2028 | 2,395,996 | 2,500,000 | 94.36 | 2,358,900 | 4.17 | 4.43 | 5/19/2023 |
| Total | | 2.04 | | 211,161,833 | 213,264,479 | | 203,425,339 | 5.14 | 1.60 | |

Kane County - Portfolio Analysis - 6-30-23 - Internal

| Cusip | Name | Coupon | Maturity | Principal Cost | Current Face | USB Price - 6/30/2023 | USB - Market Value | Yield To Worst | Eff. Duration | Purchase Date |
|-----------|-----------------------------|--------|------------|----------------|--------------|-----------------------|--------------------|----------------|---------------|---------------|
| 39081HCF7 | GREAT LAKES WTR AUTH | 1.50 | 7/1/2023 | 115,000 | 115,000 | 100.00 | 115,000 | 4.85 | 0.01 | 7/27/2020 |
| 378280UJ8 | GLENDAL | 5.00 | 7/1/2023 | 100,000 | 100,000 | 100.00 | 100,000 | 4.85 | 0.01 | 7/2/2020 |
| 57986LDD0 | MCCSC 1996 SCH BLDG | 5.00 | 7/15/2023 | 225,099 | 225,000 | 100.04 | 225,099 | 3.85 | 0.04 | 4/9/2020 |
| 003860CG6 | ABSECON | 4.00 | 7/15/2023 | 155,007 | 155,000 | 100.02 | 155,029 | 3.48 | 0.04 | 7/24/2020 |
| 721305CK4 | PIKE TWP MET SD | 3.00 | 7/15/2023 | 150,007 | 150,000 | 99.98 | 149,975 | 3.36 | 0.04 | 6/25/2020 |
| 31607A703 | FIDELITY INV MMKT GOVT-INST | 0.00 | | 82,579 | 82,579 | 1.00 | 82,579 | 5.03 | 0.05 | |
| 03667PFM9 | ANTELOPE VLY CLG-A | 2.83 | 8/1/2023 | 249,704 | 250,000 | 99.78 | 249,460 | 5.28 | 0.09 | 4/9/2020 |
| 60534WBM9 | MS ST DEV BANK-B-TXBL | 2.36 | 8/1/2023 | 262,575 | 250,000 | 99.75 | 249,375 | 5.22 | 0.09 | 9/9/2020 |
| 283734G70 | EL PASO-A-REF | 5.00 | 8/15/2023 | 255,481 | 255,000 | 100.18 | 255,446 | 3.53 | 0.12 | 4/9/2020 |
| 1164752Z6 | BROWNSVILLE UTILITY | 0.80 | 9/1/2023 | 248,604 | 250,000 | 99.21 | 248,020 | 5.50 | 0.17 | 8/14/2020 |
| 679191JL1 | OK AGRICULTURAL-REV-C | 1.89 | 9/1/2023 | 249,312 | 240,000 | 99.41 | 238,584 | 5.37 | 0.17 | 8/19/2020 |
| 982696RR9 | WYANDOTTE USD #500-B | 1.67 | 9/1/2023 | 410,668 | 410,000 | 99.39 | 407,511 | 5.26 | 0.17 | 5/29/2020 |
| 551341CL2 | LYNDHURST TWP BOE-REF | 1.00 | 9/1/2023 | 353,762 | 355,000 | 99.43 | 352,987 | 4.36 | 0.17 | 8/20/2020 |
| 0331617H7 | ANCHORAGE-B-REF | 5.00 | 9/1/2023 | 501,542 | 500,000 | 100.26 | 501,320 | 3.38 | 0.17 | 4/15/2020 |
| 535392UL6 | LINDEN | 1.00 | 9/15/2023 | 372,445 | 374,000 | 99.35 | 371,580 | 4.12 | 0.21 | 9/16/2020 |
| 912797GT8 | TREASURY BILL | 0.00 | 9/19/2023 | 4,221,110 | 4,270,000 | 98.88 | 4,222,261 | 5.11 | 0.22 | 6/1/2023 |
| 67556PFQ9 | OCOE UTIL DIST | 2.90 | 10/1/2023 | 176,494 | 170,000 | 99.30 | 168,810 | 5.67 | 0.25 | 12/18/2019 |
| 547473EE4 | LOVINGTON SD #1 | 2.00 | 10/1/2023 | 99,729 | 100,000 | 99.50 | 99,496 | 3.99 | 0.25 | 10/22/2020 |
| 912797FA0 | TREASURY BILL | 0.00 | 10/12/2023 | 4,230,854 | 4,295,000 | 98.55 | 4,232,508 | 5.20 | 0.28 | 6/1/2023 |
| 46467TAG0 | ISLESBORO-TXBL | 4.00 | 10/15/2023 | 164,523 | 165,000 | 99.52 | 164,211 | 5.62 | 0.28 | 1/3/2020 |
| 48542REP5 | KS DEV FIN AUTH-G-REF | 2.10 | 11/1/2023 | 591,174 | 590,000 | 98.79 | 582,855 | 5.75 | 0.33 | 8/15/2019 |
| 64971WXB1 | NYC TRANS FIN AUTH-B2 | 2.80 | 11/1/2023 | 469,978 | 445,000 | 99.11 | 441,035 | 5.48 | 0.33 | 5/7/2020 |
| 64971XMC9 | NYC TRANSITIONAL FIN | 2.03 | 11/1/2023 | 502,146 | 500,000 | 98.87 | 494,340 | 5.44 | 0.33 | 5/27/2020 |
| 912797FJ1 | TREASURY BILL | 0.00 | 11/9/2023 | 4,232,504 | 4,315,000 | 98.14 | 4,234,784 | 5.25 | 0.35 | 6/1/2023 |
| 052414RP6 | AUSTIN TX ELEC UTIL-A | 2.52 | 11/15/2023 | 591,771 | 595,000 | 98.90 | 588,425 | 5.51 | 0.37 | 11/27/2019 |
| 663903J89 | NORTHEAST OH REGL SWR | 1.78 | 11/15/2023 | 397,271 | 400,000 | 98.65 | 394,600 | 5.44 | 0.37 | 5/26/2020 |
| 613478KH8 | MONTGOMERY-B-REF-TXBL | 3.50 | 12/1/2023 | 498,237 | 500,000 | 99.18 | 495,905 | 5.48 | 0.41 | 4/22/2020 |
| 912797FV4 | TREASURY BILL | 0.00 | 12/21/2023 | 628,882 | 645,000 | 97.51 | 628,946 | 5.37 | 0.46 | 6/27/2023 |
| 652233ML8 | NEWPORT NEWS-B-REF | 0.49 | 2/1/2024 | 587,770 | 600,000 | 97.09 | 582,534 | 5.61 | 0.57 | 6/23/2021 |
| 882830AC6 | TX ST TRANS COMM | 5.00 | 4/1/2024 | 500,607 | 500,000 | 99.58 | 497,910 | 5.56 | 0.72 | 12/2/2020 |
| 3130ATCD7 | FEDERAL HOME LOAN BANK | 4.00 | 6/28/2024 | 1,500,000 | 1,500,000 | 98.46 | 1,476,915 | 5.61 | 0.93 | 9/8/2022 |
| 3130ASEN5 | FEDERAL HOME LOAN BANK | 3.02 | 6/28/2024 | 1,496,350 | 1,500,000 | 97.35 | 1,460,205 | 5.80 | 0.96 | 6/27/2022 |
| 3130ATBJ5 | FEDERAL HOME LOAN BANK | 4.05 | 9/30/2024 | 182,410 | 185,000 | 98.18 | 181,627 | 5.57 | 1.14 | 10/17/2022 |
| 3134GWXX0 | FREDDIE MAC | 0.40 | 9/30/2024 | 1,000,000 | 1,000,000 | 93.90 | 939,020 | 5.51 | 1.22 | 9/28/2020 |
| 3130ATLB1 | FEDERAL HOME LOAN BANK | 5.00 | 10/14/2025 | 1,393,420 | 1,400,000 | 98.88 | 1,384,376 | 5.52 | 1.23 | 10/14/2022 |
| 3130ATJP3 | FEDERAL HOME LOAN BANK | 5.05 | 10/24/2025 | 1,750,000 | 1,750,000 | 98.91 | 1,730,978 | 5.55 | 1.27 | 10/4/2022 |
| 3130APU45 | FEDERAL HOME LOAN BANK | 0.85 | 11/22/2024 | 363,840 | 385,000 | 93.90 | 361,523 | 5.45 | 1.35 | 12/22/2021 |
| 3134GXH98 | FREDDIE MAC | 3.75 | 1/27/2025 | 491,880 | 500,000 | 97.54 | 487,685 | 5.40 | 1.38 | 7/27/2022 |
| 3130ASZU6 | FEDERAL HOME LOAN BANK | 4.00 | 4/30/2025 | 246,535 | 250,000 | 97.70 | 244,243 | 5.34 | 1.49 | 8/30/2022 |
| 3130ASQJ1 | FEDERAL HOME LOAN BANK | 4.13 | 7/28/2025 | 1,500,000 | 1,500,000 | 97.81 | 1,467,180 | 5.25 | 1.52 | 7/14/2022 |
| 3134GX2F0 | FREDDIE MAC | 4.00 | 3/28/2025 | 108,273 | 110,000 | 97.32 | 107,050 | 5.63 | 1.52 | 11/1/2022 |
| 3130ANEJ5 | FEDERAL HOME LOAN BANK | 0.52 | 1/28/2025 | 1,000,000 | 1,000,000 | 92.84 | 928,400 | 5.31 | 1.53 | 7/26/2021 |
| 3136G4E74 | FANNIE MAE | 0.57 | 1/29/2025 | 887,557 | 950,000 | 92.91 | 882,607 | 5.31 | 1.53 | 7/29/2020 |
| 3130AL6W9 | FEDERAL HOME LOAN BANK | 0.40 | 2/18/2025 | 500,000 | 500,000 | 91.94 | 459,705 | 5.63 | 1.59 | 2/8/2021 |
| 3130ASGN3 | FEDERAL HOME LOAN BANK | 4.00 | 6/30/2025 | 2,338,134 | 2,350,000 | 97.65 | 2,294,681 | 5.26 | 1.61 | 6/14/2022 |
| 3130AMMG4 | FEDERAL HOME LOAN BANK | 0.63 | 2/27/2025 | 40,000 | 40,000 | 92.68 | 37,072 | 5.29 | 1.61 | 5/28/2021 |
| 3133EMJP8 | FEDERAL FARM CREDIT BANK | 0.49 | 3/10/2025 | 400,000 | 400,000 | 92.44 | 369,776 | 5.21 | 1.64 | 12/11/2020 |
| 3130ARA35 | FEDERAL HOME LOAN BANK | 2.00 | 3/24/2025 | 1,148,544 | 1,200,000 | 94.40 | 1,132,836 | 5.42 | 1.65 | 3/24/2022 |
| 3130ARU58 | FEDERAL HOME LOAN BANK | 4.00 | 4/28/2025 | 1,125,000 | 1,125,000 | 98.13 | 1,103,985 | 5.08 | 1.72 | 4/25/2022 |
| 3134GX2M5 | FREDDIE MAC | 4.13 | 9/29/2025 | 172,666 | 175,000 | 97.34 | 170,343 | 5.39 | 1.74 | 9/29/2022 |
| 3133EMX56 | FEDERAL FARM CREDIT BANK | 0.72 | 4/28/2025 | 1,550,000 | 1,550,000 | 91.87 | 1,423,954 | 5.45 | 1.77 | 5/3/2021 |
| 3130ARNN7 | FEDERAL HOME LOAN BANK | 3.00 | 7/28/2025 | 1,554,464 | 1,600,000 | 96.00 | 1,536,032 | 5.05 | 1.82 | 4/28/2022 |
| 3130AMX31 | FEDERAL HOME LOAN BANK | 0.75 | 6/30/2025 | 520,000 | 520,000 | 91.95 | 478,114 | 5.03 | 1.94 | 6/28/2021 |
| 3130AJRP6 | FEDERAL HOME LOAN BANK | 0.68 | 6/30/2025 | 911,127 | 990,000 | 91.81 | 908,959 | 5.03 | 1.94 | 6/30/2020 |
| 3130ARRQ6 | FEDERAL HOME LOAN BANK | 3.25 | 10/29/2025 | 1,000,000 | 1,000,000 | 96.21 | 962,120 | 4.99 | 1.96 | 4/25/2022 |
| 3133ENUZ1 | FEDERAL FARM CREDIT BANK | 3.09 | 10/20/2025 | 500,000 | 500,000 | 95.94 | 479,720 | 4.97 | 1.97 | 4/27/2022 |
| 3133EMMP4 | FEDERAL FARM CREDIT BANK | 0.39 | 7/14/2025 | 813,731 | 884,000 | 91.19 | 806,075 | 4.99 | 1.98 | 1/14/2021 |
| 3130AP232 | FEDERAL HOME LOAN BANK | 1.25 | 9/16/2025 | 505,000 | 505,000 | 92.38 | 466,504 | 4.93 | 2.13 | 12/7/2021 |
| 3130ALJ47 | FEDERAL HOME LOAN BANK | 0.70 | 9/24/2025 | 922,010 | 1,000,000 | 91.18 | 911,790 | 4.92 | 2.16 | 3/24/2021 |
| 3130AMUW0 | FEDERAL HOME LOAN BANK | 0.75 | 9/30/2025 | 499,750 | 500,000 | 91.24 | 456,185 | 4.91 | 2.17 | 6/30/2021 |
| 3133EMYD8 | FEDERAL FARM CREDIT BANK | 0.85 | 11/3/2025 | 923,630 | 1,000,000 | 90.78 | 907,780 | 5.08 | 2.26 | 5/3/2021 |
| 3130ANLA6 | FEDERAL HOME LOAN BANK | 0.75 | 11/26/2025 | 1,195,727 | 1,300,000 | 90.97 | 1,182,662 | 4.77 | 2.33 | 8/26/2021 |
| 3133EMSK9 | FEDERAL FARM CREDIT BANK | 0.84 | 3/2/2026 | 1,455,925 | 1,500,000 | 90.17 | 1,352,565 | 4.80 | 2.57 | 2/24/2021 |
| 3130ALTT1 | FEDERAL HOME LOAN BANK | 1.01 | 3/30/2026 | 640,367 | 700,000 | 90.40 | 632,821 | 4.77 | 2.63 | 3/30/2021 |
| 3130ALMV3 | FEDERAL HOME LOAN BANK | 1.00 | 3/30/2026 | 500,000 | 500,000 | 90.38 | 451,890 | 4.77 | 2.63 | 3/25/2021 |
| 3130AMZN5 | FEDERAL HOME LOAN BANK | 0.75 | 6/30/2026 | 912,600 | 1,000,000 | 90.29 | 902,910 | 4.74 | 2.85 | 6/30/2021 |
| 3133EMZ88 | FEDERAL FARM CREDIT BANK | 0.83 | 8/10/2026 | 991,375 | 1,100,000 | 89.02 | 979,187 | 4.66 | 2.98 | 8/10/2021 |
| 3130AQYG2 | FEDERAL HOME LOAN BANK | 2.50 | 2/25/2027 | 575,000 | 575,000 | 92.94 | 534,382 | 4.62 | 3.13 | 3/4/2022 |
| 3130APWE1 | FEDERAL HOME LOAN BANK | 1.50 | 11/25/2026 | 1,000,000 | 1,000,000 | 90.55 | 905,470 | 4.53 | 3.20 | 11/19/2021 |
| Total | | 1.77 | | 56,240,147 | 57,345,579 | | 55,029,913 | 5.16 | 1.23 | |

Kane County - Portfolio Analysis - 6-30-23 - Vectors

| Cusip | Name | Coupon | Maturity | Principal Cost | Current Face | USB Price - 6/30/2023 | USB - Market Value | Yield To Worst | Eff. Duration | Purchase Date |
|-----------|------------------------|--------|------------|----------------|--------------|-----------------------|--------------------|----------------|---------------|---------------|
| 91282CEL1 | US TREASURY FBN | 5.23 | 4/30/2024 | 484,884 | 485,000 | 99.95 | 484,777 | 5.22 | 0.01 | 5/10/2023 |
| 31846V567 | FIRST AM GOV OBLIG-Z | 0.00 | | 8,899 | 8,899 | 1.00 | 8,899 | 4.97 | 0.05 | |
| 4252005D0 | HENDERSON-B-REF | 4.00 | 6/1/2024 | 100,000 | 100,000 | 100.06 | 100,055 | 3.28 | 0.09 | 8/14/2020 |
| 912797GH4 | TREASURY BILL | 0.00 | 8/22/2023 | 451,778 | 455,000 | 99.28 | 451,738 | 4.99 | 0.14 | 5/10/2023 |
| 3136G42B8 | FANNIE MAE | 0.33 | 8/28/2023 | 1,000,000 | 1,000,000 | 99.21 | 992,110 | 5.26 | 0.16 | 8/24/2020 |
| 968717SF6 | WILL CO SD#30C-C-REF | 3.00 | 10/1/2023 | 100,019 | 100,000 | 99.80 | 99,801 | 3.77 | 0.25 | 6/17/2020 |
| 405540DZ5 | HALEDON | 2.00 | 10/15/2023 | 179,206 | 180,000 | 99.32 | 178,774 | 4.35 | 0.29 | 7/2/2020 |
| 912797FJ1 | TREASURY BILL | 0.00 | 11/9/2023 | 858,531 | 875,000 | 98.14 | 858,734 | 5.25 | 0.35 | 6/1/2023 |
| 3130ARZ95 | FEDERAL HOME LOAN BANK | 2.70 | 11/24/2023 | 2,000,000 | 2,000,000 | 98.87 | 1,977,460 | 5.57 | 0.39 | 5/3/2022 |
| 276482AC0 | EASTERN GATEWAY CMNTY | 3.00 | 12/1/2023 | 200,078 | 200,000 | 99.81 | 199,626 | 3.44 | 0.41 | 6/26/2020 |
| 860605CU6 | STICKNEY-REF | 4.00 | 12/1/2023 | 150,471 | 150,000 | 100.23 | 150,348 | 3.43 | 0.41 | 5/21/2020 |
| 769142JE1 | RIVERSIDE VLG-A | 5.00 | 12/1/2023 | 171,055 | 170,000 | 100.65 | 171,107 | 3.41 | 0.41 | 4/16/2020 |
| 912797FT9 | TREASURY BILL | 0.00 | 12/7/2023 | 762,220 | 780,000 | 97.73 | 762,286 | 5.32 | 0.43 | 6/8/2023 |
| 912797FV4 | TREASURY BILL | 0.00 | 12/21/2023 | 716,433 | 735,000 | 97.51 | 716,706 | 5.37 | 0.46 | 6/27/2023 |
| 3130ASKE8 | FEDERAL HOME LOAN BANK | 3.30 | 12/28/2023 | 1,432,963 | 1,450,000 | 98.90 | 1,434,021 | 5.59 | 0.48 | 6/28/2022 |
| 67910HPN4 | OK MUNI PWR AUTH-B | 5.00 | 1/1/2024 | 252,007 | 250,000 | 100.76 | 251,895 | 3.47 | 0.49 | 7/31/2020 |
| 181108YH8 | CLARK UTL DIST#1-REF | 5.00 | 1/1/2024 | 178,026 | 150,000 | 100.83 | 151,239 | 3.33 | 0.49 | 5/23/2020 |
| 877792ED9 | PEKIN CMTY HSD #303 | 4.00 | 1/1/2024 | 155,610 | 155,000 | 100.24 | 155,370 | 3.52 | 0.49 | 9/8/2020 |
| 070372NC7 | BATAVIA-REF | 3.00 | 1/1/2024 | 125,028 | 125,000 | 99.72 | 124,653 | 3.56 | 0.49 | 5/26/2020 |
| 128534FX7 | CALCASIEU SD #34-REF | 3.00 | 1/15/2024 | 500,726 | 500,000 | 99.81 | 499,030 | 3.36 | 0.53 | 4/6/2020 |
| 27649EFU8 | EASTERN HANCOCK | 2.00 | 1/15/2024 | 268,615 | 270,000 | 98.86 | 266,919 | 4.15 | 0.53 | 10/22/2020 |
| 9128285Z9 | US TREASURY N/B | 2.50 | 1/31/2024 | 898,042 | 910,000 | 98.34 | 894,894 | 5.41 | 0.57 | 5/11/2023 |
| 483782MQ8 | KANE ETC SD #302-REF | 5.00 | 2/1/2024 | 661,473 | 655,000 | 100.86 | 660,600 | 3.51 | 0.57 | 4/24/2020 |
| 519357PD3 | LAVACA SCH DT #3-REF | 0.75 | 2/1/2024 | 152,889 | 155,000 | 97.83 | 151,633 | 4.55 | 0.58 | 8/6/2020 |
| 24405RDA6 | DEER MOUNT JUDEA SD | 1.00 | 2/1/2024 | 98,699 | 100,000 | 98.23 | 98,227 | 4.09 | 0.58 | 7/30/2020 |
| 729042JK8 | PLEASANTVILLE BOE-REF | 5.00 | 2/15/2024 | 101,100 | 100,000 | 100.91 | 100,910 | 3.51 | 0.61 | 8/25/2020 |
| 767142QJ4 | RIO HONDO ISD-REF | 3.00 | 2/15/2024 | 240,282 | 240,000 | 99.66 | 239,177 | 3.56 | 0.61 | 6/18/2020 |
| 265435CR6 | DUNELLEN BORO BOE | 2.00 | 2/15/2024 | 198,542 | 200,000 | 98.60 | 197,202 | 4.29 | 0.61 | 10/15/2020 |
| 3130AT2N6 | FEDERAL HOME LOAN BANK | 3.70 | 2/28/2024 | 1,000,000 | 1,000,000 | 98.74 | 987,390 | 5.66 | 0.64 | 8/23/2022 |
| 3136G4Z97 | FANNIE MAE | 0.38 | 2/28/2024 | 1,000,000 | 1,000,000 | 96.62 | 966,160 | 5.66 | 0.65 | 8/25/2020 |
| 968767MF7 | WILL SD #86 REF-A-REF | 4.00 | 3/1/2024 | 115,746 | 115,000 | 100.33 | 115,380 | 3.49 | 0.65 | 8/13/2020 |
| 18458PAU7 | CLEAR LATW WTR AUTH | 4.00 | 3/1/2024 | 246,775 | 245,000 | 100.41 | 246,014 | 3.36 | 0.65 | 6/29/2020 |
| 869315C66 | SUSSEX VLG -A | 2.00 | 3/1/2024 | 139,108 | 140,000 | 98.70 | 138,180 | 3.98 | 0.65 | 6/29/2020 |
| 974730EA7 | WINNECONNE WI CMNTY S | 2.50 | 4/1/2024 | 99,875 | 100,000 | 99.21 | 99,208 | 3.57 | 0.74 | 7/2/2020 |
| 485429Y73 | KANSAS ST DEV FIN AUT | 3.64 | 4/15/2024 | 1,179,370 | 1,065,000 | 98.29 | 1,046,831 | 5.87 | 0.76 | 9/17/2020 |
| 491836TY8 | KEOKUK-REF | 3.00 | 5/1/2024 | 200,392 | 200,000 | 99.68 | 199,368 | 3.38 | 0.82 | 6/25/2020 |
| 88213ALU7 | TX ST BRD RGTS A&M-D | 2.76 | 5/15/2024 | 1,752,393 | 1,720,000 | 97.69 | 1,680,234 | 5.50 | 0.85 | 7/7/2020 |
| 079235DC8 | BELLEVEUE CITY MUNI | 1.57 | 9/15/2024 | 771,717 | 770,000 | 97.38 | 749,841 | 5.45 | 0.88 | 4/1/2020 |
| 938650SC3 | WASHINGTON CO-C | 2.45 | 6/1/2024 | 245,983 | 250,000 | 97.26 | 243,140 | 5.55 | 0.89 | 9/2/2020 |
| 604146EH9 | MINNESOTA ST GEN FUND | 2.00 | 6/1/2024 | 703,333 | 670,000 | 96.71 | 647,930 | 5.73 | 0.89 | 11/5/2020 |
| 120525HS2 | BUNCOMBE CO -REV- B | 1.80 | 6/1/2024 | 446,375 | 405,000 | 96.73 | 391,769 | 5.49 | 0.89 | 4/7/2020 |
| 864784GR8 | SUFFOLK CO WTR AUTH - | 0.75 | 6/1/2024 | 710,836 | 700,000 | 95.79 | 670,509 | 5.51 | 0.90 | 12/15/2020 |
| 70917TBK6 | PA HGR EDUCNTL-A-REF | 0.88 | 6/15/2024 | 503,100 | 500,000 | 95.69 | 478,440 | 5.56 | 0.93 | 10/1/2020 |
| 586354BW1 | MENANDS UN FSD | 2.00 | 6/15/2024 | 569,974 | 575,000 | 98.07 | 563,885 | 4.08 | 0.94 | 6/26/2020 |
| 109409GE6 | BRIGHTON CSD | 2.13 | 6/15/2024 | 99,518 | 100,000 | 98.56 | 98,556 | 3.67 | 0.94 | 10/2/2020 |
| 64972H5D0 | NYC TRANSITIONAL FIN | 0.64 | 7/15/2024 | 1,450,653 | 1,500,000 | 94.85 | 1,422,795 | 5.80 | 1.01 | 4/25/2022 |
| 079581EF7 | BELLMAWR BORO | 0.50 | 7/15/2024 | 395,185 | 410,000 | 95.56 | 391,804 | 4.92 | 1.01 | 8/10/2020 |
| 64971X5E4 | NYC TRANSIT-A3-PREREF | 2.85 | 8/1/2024 | 55,000 | 55,000 | 97.14 | 53,424 | 5.60 | 1.04 | 8/11/2020 |
| 64971X5F1 | NYC TRANSIT-A3-UNREFD | 2.85 | 8/1/2024 | 945,000 | 945,000 | 97.14 | 918,011 | 5.59 | 1.04 | 8/11/2020 |
| 9281726K6 | VA ST PUB BLDG AUTH-C | 1.91 | 8/1/2024 | 1,011,210 | 1,000,000 | 96.08 | 960,840 | 5.68 | 1.05 | 5/29/2020 |
| 576051VX1 | MA WTR RESOURCES AUTH | 1.86 | 8/1/2024 | 210,950 | 200,000 | 96.30 | 192,602 | 5.41 | 1.05 | 10/21/2020 |
| 291065GW4 | EMERSON | 1.00 | 8/15/2024 | 311,769 | 320,000 | 96.18 | 307,773 | 4.52 | 1.10 | 8/7/2020 |
| 73474TAB6 | MORROW PORT TRANS FAC | 3.22 | 9/1/2024 | 245,736 | 250,000 | 97.34 | 243,360 | 5.59 | 1.12 | 12/7/2020 |
| 708612BC9 | PENNSVILLE BOE | 2.50 | 9/1/2024 | 98,959 | 100,000 | 97.86 | 97,858 | 4.40 | 1.13 | 9/16/2020 |
| 551341CM0 | LYNDHURST TWP BOE-REF | 1.00 | 9/1/2024 | 247,700 | 255,000 | 95.91 | 244,560 | 4.64 | 1.14 | 8/20/2020 |
| 675136AK1 | OCEAN TWP NJ MONMOUTH | 3.00 | 11/1/2024 | 75,086 | 75,000 | 99.42 | 74,563 | 3.45 | 1.18 | 7/9/2020 |
| 4140185L1 | HARRIS CO FLOOD-B-REF | 3.21 | 10/1/2024 | 1,105,413 | 1,000,000 | 97.40 | 974,000 | 5.38 | 1.20 | 12/11/2020 |
| 882723PS2 | TEXAS ST-TXBL-REF-B | 3.09 | 10/1/2024 | 343,778 | 350,000 | 97.31 | 340,575 | 5.34 | 1.20 | 3/16/2020 |
| 379874HQ6 | GLOVERSVILLE CITY SD | 2.00 | 10/15/2024 | 822,903 | 835,000 | 97.42 | 813,465 | 4.07 | 1.25 | 10/14/2020 |
| 510281GE2 | LAKE LOC SD-A-TXBL | 4.00 | 12/1/2024 | 816,205 | 635,000 | 98.03 | 622,478 | 5.46 | 1.36 | 4/22/2020 |
| 880558AN1 | TN BOND AUTH-B-TXBL | 3.13 | 5/1/2025 | 347,023 | 355,000 | 96.79 | 343,619 | 5.32 | 1.47 | 9/16/2022 |
| 92778VEU8 | VIRGINIA ST CLG BLDG | 2.72 | 2/1/2025 | 465,962 | 450,000 | 96.08 | 432,365 | 5.33 | 1.51 | 1/25/2021 |
| 519357PE1 | LAVACA SCH DT #3-REF | 0.75 | 2/1/2025 | 147,551 | 150,000 | 94.54 | 141,812 | 4.35 | 1.55 | 8/6/2020 |
| 678553BT4 | OKLAHOMA CITY OK ECON | 0.92 | 3/1/2025 | 472,124 | 500,000 | 92.88 | 464,400 | 5.44 | 1.61 | 9/10/2021 |
| 64971XLQ9 | NYC TRANS FIN AUTH-A4 | 2.01 | 5/1/2025 | 938,116 | 970,000 | 94.27 | 914,409 | 5.33 | 1.76 | 6/2/2022 |
| 64971X6G8 | NYC TRANS-C-2-UNREFD | 1.00 | 5/1/2025 | 692,231 | 690,000 | 92.54 | 638,519 | 5.32 | 1.77 | 10/1/2020 |
| 64971X5Y0 | NYC TRANS-C-2-PREREFD | 1.00 | 5/1/2025 | 30,097 | 30,000 | 92.64 | 27,793 | 5.26 | 1.77 | 10/1/2020 |
| 09088RP34 | BIRMINGHAM-C-TXBL | 0.88 | 6/1/2025 | 398,946 | 395,000 | 92.12 | 363,874 | 5.25 | 1.86 | 1/28/2021 |
| 864784GS6 | SUFFOLK CO WTR AUTH - | 0.91 | 6/1/2025 | 697,336 | 700,000 | 92.27 | 645,883 | 5.19 | 1.86 | 12/7/2020 |
| 60416TQY7 | MN HSG FIN AGY-E-TXBL | 3.19 | 7/1/2025 | 490,000 | 490,000 | 95.02 | 465,598 | 5.86 | 1.87 | 5/12/2022 |
| 91412GU94 | UNIV CA-AX-TXBL | 3.06 | 7/1/2025 | 942,719 | 900,000 | 96.25 | 866,259 | 5.06 | 1.87 | 8/24/2020 |
| 39081HCH3 | GREAT LAKES WTR AUTH | 1.65 | 7/1/2025 | 499,311 | 500,000 | 92.83 | 464,160 | 5.48 | 1.90 | 10/28/2021 |
| 898797HT5 | TUCSON WTR SYS REV | 0.85 | 7/1/2025 | 811,000 | 800,000 | 91.68 | 733,456 | 5.28 | 1.93 | 12/11/2020 |
| 592112UB0 | NASHVILLE DAVIDSON CO | 0.61 | 7/1/2025 | 575,545 | 600,000 | 91.22 | 547,344 | 5.29 | 1.93 | 6/23/2021 |
| 220245K52 | CORPUS CHRISTI UTL-B | 1.14 | 7/15/2025 | 272,937 | 290,000 | 92.01 | 266,832 | 5.32 | 1.96 | 5/25/2021 |
| 64966WFJ1 | NYC HSG DEV CORP -D | 1.30 | 8/1/2025 | 302,703 | 300,000 | 91.93 | 275,784 | 5.45 | 2.00 | 12/11/2020 |
| 033162CT3 | ANCHORAGE AK | 0.71 | 8/1/2025 | 1,005,210 | 1,000,000 | 91.02 | 910,190 | 5.32 | 2.01 | 12/11/2020 |
| 798135E88 | SAN JOSE-B-TXBL | 2.45 | 9/1/2025 | 499,354 | 515,000 | 94.51 | 486,737 | 5.15 | 2.05 | 6/8/2022 |

Kane County - Portfolio Analysis - 6-30-23 - Vectors

| Cusip | Name | Coupon | Maturity | Principal Cost | Current Face | USB Price - 6/30/2023 | USB - Market Value | Yield To Worst | Eff. Duration | Purchase Date |
|--------------|-----------------------|-------------|------------|-------------------|-------------------|-----------------------|--------------------|----------------|---------------|---------------|
| 64971Q7K3 | NYC TRANSTNL FIN-TXBL | 3.75 | 11/1/2025 | 1,044,417 | 1,000,000 | 96.85 | 968,500 | 5.20 | 2.13 | 1/11/2021 |
| 7342606W7 | PORT HOUSTON AUTH-B | 2.25 | 10/1/2025 | 525,168 | 560,000 | 93.61 | 524,210 | 5.30 | 2.14 | 10/3/2022 |
| 655867J34 | NORFOLK-C-TXBL-REF | 0.70 | 10/1/2025 | 463,159 | 500,000 | 91.20 | 455,975 | 4.87 | 2.18 | 8/4/2021 |
| 44244CXP7 | HOUSTON TX UTL SYS-C | 1.95 | 11/15/2025 | 410,397 | 430,000 | 92.80 | 399,023 | 5.21 | 2.26 | 5/5/2021 |
| 172311RL8 | CINCINNATI WTR SYS | 1.00 | 12/1/2025 | 561,395 | 590,000 | 91.23 | 538,228 | 4.89 | 2.33 | 11/1/2021 |
| 419791YT9 | HI ST-TXB-DX-BABS | 5.33 | 2/1/2026 | 1,116,342 | 1,045,000 | 100.83 | 1,053,674 | 4.98 | 2.34 | 7/27/2022 |
| 484062LY8 | KANE CO ETC CMNTY CLG | 1.00 | 12/15/2025 | 875,460 | 945,000 | 90.15 | 851,889 | 5.33 | 2.36 | 2/3/2021 |
| 483854HU2 | KANE COOK & DU PAGE C | 0.70 | 12/15/2025 | 808,918 | 875,000 | 90.03 | 787,771 | 5.06 | 2.37 | 1/25/2021 |
| 09088RU20 | BIRMINGHAM -TXBL -REF | 2.00 | 3/1/2026 | 377,453 | 400,000 | 92.55 | 370,188 | 5.02 | 2.52 | 1/6/2022 |
| 160357XE4 | CHARLESTON -TXBL | 1.25 | 3/1/2026 | 714,686 | 770,000 | 90.97 | 700,446 | 4.90 | 2.55 | 5/21/2021 |
| 396041AE5 | GREENVILLE CO SC-A | 1.36 | 4/1/2026 | 499,140 | 500,000 | 90.30 | 451,510 | 5.19 | 2.62 | |
| 59163PKJ1 | METRO OR-TXBL | 3.25 | 6/1/2026 | 757,352 | 550,000 | 94.53 | 519,888 | 5.30 | 2.71 | 6/9/2021 |
| 544445ZN2 | LOS ANGELES ARPT-F | 2.04 | 5/15/2026 | 249,895 | 250,000 | 92.14 | 230,353 | 5.01 | 2.72 | 3/1/2022 |
| 36179X5H5 | G2 MA8948 | 5.50 | 6/20/2053 | 1,305,000 | 1,305,000 | 99.57 | 1,299,402 | 5.59 | 2.72 | 6/26/2023 |
| 158855EW2 | CHANDLER-REV-REF-TXBL | 1.39 | 7/1/2026 | 237,000 | 240,000 | 90.30 | 216,718 | 4.90 | 2.84 | 2/1/2022 |
| 68583RDA7 | OR CMNTY CLG DT-TXBL | 1.15 | 6/30/2026 | 90,951 | 90,000 | 89.38 | 80,438 | 5.00 | 2.87 | 9/21/2021 |
| 79730CJK1 | SAN DIEGO PUB FACS-B | 1.90 | 8/1/2026 | 563,646 | 595,000 | 91.77 | 546,043 | 4.80 | 2.90 | 2/23/2022 |
| 010268CN8 | ALABAMA FEDERAL AID | 1.27 | 9/1/2026 | 500,890 | 500,000 | 89.53 | 447,655 | 4.87 | 3.01 | 10/28/2021 |
| 36179X5G7 | G2 MA8947 | 5.00 | 6/20/2053 | 1,289,911 | 1,305,000 | 98.29 | 1,282,711 | 5.31 | 3.62 | 6/26/2023 |
| Total | | 2.27 | | 52,346,967 | 52,068,899 | | 50,072,787 | 5.16 | 1.36 | |

Kane County - Portfolio Analysis - 6-30-23 - PFMAM

| Cusip | Name | Coupon | Maturity | Principal Cost | Current Face | USB Price - 6/30/2023 | USB - Market Value | Yield To Worst | Eff. Duration | Purchase Date |
|-----------|----------------------------|--------|------------|----------------|--------------|-----------------------|--------------------|----------------|---------------|---------------|
| 3130ASD48 | FEDERAL HOME LOAN BANK | 2.37 | 7/5/2023 | 24,929 | 25,000 | 99.98 | 24,996 | 4.85 | 0.01 | 8/1/2022 |
| 3411503F5 | FLORIDA ST-A | 5.00 | 7/1/2023 | 113,859 | 100,000 | 100.00 | 100,000 | 4.85 | 0.01 | 4/21/2020 |
| 052430QR9 | AUSTIN ISD-REF-TXBL | 4.00 | 8/1/2023 | 824,873 | 750,000 | 99.87 | 749,010 | 5.45 | 0.09 | 3/13/2020 |
| 3133EL3E2 | FEDERAL FARM CREDIT BANK | 0.32 | 8/10/2023 | 1,000,000 | 1,000,000 | 99.42 | 994,160 | 5.60 | 0.11 | 8/4/2020 |
| 3135G05R0 | FANNIE MAE | 0.30 | 8/10/2023 | 1,049,615 | 1,050,000 | 99.46 | 1,044,330 | 5.18 | 0.11 | 8/12/2020 |
| 20772J3H3 | CONNECTICUT-A-TXBL | 2.15 | 8/15/2023 | 751,952 | 725,000 | 99.63 | 722,281 | 5.13 | 0.12 | 5/12/2020 |
| 882723A74 | TEXAS ST-C-REF-TXBL | 2.53 | 10/1/2023 | 706,036 | 655,000 | 99.24 | 650,042 | 5.53 | 0.25 | 8/3/2020 |
| 64966QEF3 | NEW YORK-B-2 | 1.74 | 10/1/2023 | 1,021,667 | 1,000,000 | 99.08 | 990,780 | 5.41 | 0.25 | 5/20/2020 |
| 3133EMFB3 | FEDERAL FARM CREDIT BANK | 0.29 | 11/2/2023 | 30,000 | 30,000 | 98.24 | 29,471 | 5.59 | 0.33 | 11/4/2020 |
| 63873KYA9 | NATIXIS COMMERCIAL PAPER | 0.00 | 11/10/2023 | 1,948,281 | 2,000,000 | 97.96 | 1,959,200 | 5.60 | 0.36 | 5/15/2023 |
| 3133EMHL9 | FEDERAL FARM CREDIT BANK | 0.31 | 11/30/2023 | 235,000 | 235,000 | 97.86 | 229,959 | 5.58 | 0.41 | 11/30/2020 |
| 871089GX0 | SWITZERLAND OF OHIO | 2.11 | 12/1/2023 | 329,749 | 330,000 | 98.56 | 325,251 | 5.61 | 0.41 | 11/6/2019 |
| 498260GY8 | KITTITAS CO SD #401 | 5.00 | 12/1/2023 | 202,824 | 175,000 | 100.74 | 176,302 | 3.19 | 0.42 | 4/24/2020 |
| 59157UYV6 | METLIFE COMMERCIAL PAPER | 0.00 | 11/29/2023 | 1,944,074 | 2,000,000 | 97.66 | 1,953,240 | 5.61 | 0.42 | 5/15/2023 |
| 3130AKK21 | FEDERAL HOME LOAN BANK | 0.25 | 12/8/2023 | 601,319 | 600,000 | 97.81 | 586,860 | 5.36 | 0.43 | 12/15/2020 |
| 465468DG8 | ITASCA ISD #318-A-REF | 2.65 | 2/1/2024 | 526,944 | 500,000 | 98.31 | 491,565 | 5.61 | 0.57 | 3/9/2020 |
| 62479LB20 | MUFG COMMERCIAL PAPER | 0.00 | 2/2/2024 | 1,922,876 | 2,000,000 | 96.52 | 1,930,460 | 5.85 | 0.59 | 5/9/2023 |
| 756843B56 | RED OAK ISD-A-REF | 5.00 | 2/15/2024 | 207,015 | 175,000 | 101.13 | 176,985 | 3.15 | 0.61 | 6/26/2020 |
| 486063Z52 | KATY TX INDEP SCH DIS | 2.02 | 2/15/2024 | 473,544 | 470,000 | 97.97 | 460,464 | 5.36 | 0.61 | 1/9/2020 |
| 3130ARYU9 | FEDERAL HOME LOAN BANK | 3.00 | 2/23/2024 | 1,600,000 | 1,600,000 | 98.33 | 1,573,264 | 5.66 | 0.63 | 5/23/2022 |
| 17327AC13 | CITIGROUP COMMERCIAL PAPER | 0.00 | 3/1/2024 | 1,438,360 | 1,500,000 | 96.07 | 1,441,020 | 5.86 | 0.67 | 6/7/2023 |
| 3130ATNX1 | FEDERAL HOME LOAN BANK | 5.00 | 4/26/2024 | 2,500,000 | 2,500,000 | 99.42 | 2,485,475 | 5.72 | 0.70 | 10/13/2022 |
| 3130ASKC2 | FEDERAL HOME LOAN BANK | 3.45 | 3/28/2024 | 2,000,000 | 2,000,000 | 98.42 | 1,968,400 | 5.64 | 0.72 | 6/24/2022 |
| 3130ARFB2 | FEDERAL HOME LOAN BANK | 2.55 | 3/28/2024 | 600,000 | 600,000 | 97.82 | 586,896 | 5.58 | 0.72 | 3/18/2022 |
| 3133EMVD1 | FEDERAL FARM CREDIT BANK | 0.33 | 4/5/2024 | 500,000 | 500,000 | 96.09 | 480,455 | 5.63 | 0.74 | 4/5/2021 |
| 20772KGN3 | CONNECTICUT ST-A-TXBL | 3.04 | 4/15/2024 | 545,257 | 500,000 | 98.08 | 490,415 | 5.54 | 0.77 | 3/5/2020 |
| 06051GK57 | BANK OF AMERICA CORP | 3.84 | 4/25/2025 | 1,000,814 | 1,020,000 | 98.02 | 999,794 | 6.35 | 0.79 | 6/28/2023 |
| 416848XR5 | HARTLAND CONSOL SD-I | 2.25 | 5/1/2024 | 265,660 | 250,000 | 98.77 | 246,925 | 3.76 | 0.82 | 10/15/2020 |
| 912828WJ5 | US TREASURY N/B | 2.50 | 5/15/2024 | 2,436,426 | 2,500,000 | 97.49 | 2,437,300 | 5.47 | 0.85 | 5/31/2023 |
| 3133EMAB8 | FEDERAL FARM CREDIT BANK | 0.39 | 6/17/2024 | 674,992 | 675,000 | 95.27 | 643,073 | 5.50 | 0.94 | 10/6/2020 |
| 3130ASQN2 | FEDERAL HOME LOAN BANK | 3.55 | 7/26/2024 | 2,000,000 | 2,000,000 | 97.96 | 1,959,140 | 5.54 | 1.02 | 7/14/2022 |
| 880541QU4 | TENNESSEE ST-C-TXBL | 3.73 | 8/1/2024 | 478,204 | 475,000 | 98.24 | 466,659 | 5.41 | 1.03 | 9/12/2022 |
| 64966MEF2 | NEW YORK | 2.11 | 8/1/2024 | 1,056,886 | 1,000,000 | 96.37 | 963,650 | 5.60 | 1.04 | 8/28/2020 |
| 3133EL4J0 | FEDERAL FARM CREDIT BANK | 0.47 | 8/19/2024 | 1,985,026 | 1,985,000 | 94.20 | 1,869,910 | 5.82 | 1.10 | 8/13/2020 |
| 3133EL6V1 | FEDERAL FARM CREDIT BANK | 0.43 | 9/10/2024 | 1,000,007 | 1,000,000 | 93.88 | 938,830 | 5.80 | 1.16 | 9/10/2020 |
| 3133EMBD3 | FEDERAL FARM CREDIT BANK | 0.36 | 9/24/2024 | 35,002 | 35,000 | 93.92 | 32,872 | 5.53 | 1.20 | 10/1/2020 |
| 97705MBK0 | WISCONSIN ST-1-REF | 5.00 | 11/1/2024 | 115,884 | 100,000 | 102.50 | 102,500 | 3.07 | 1.29 | 4/29/2020 |
| 3133EMFP2 | FEDERAL FARM CREDIT BANK | 0.44 | 11/4/2024 | 2,339,897 | 2,340,000 | 93.55 | 2,189,117 | 5.48 | 1.31 | 10/30/2020 |
| 5978516S8 | MIDLOTHIAN TX INDEP S | 5.00 | 2/15/2025 | 887,903 | 750,000 | 99.52 | 746,370 | 5.31 | 1.52 | 10/15/2020 |
| 95000U2K8 | WELLS FARGO & COMPANY | 2.16 | 2/11/2026 | 499,398 | 530,000 | 94.17 | 499,085 | 6.01 | 1.53 | 6/28/2023 |
| 649791PQ7 | NEW YORK ST | 2.12 | 2/15/2025 | 531,232 | 500,000 | 95.01 | 475,030 | 5.37 | 1.56 | 5/20/2021 |
| 46647PCV6 | JPMORGAN CHASE & CO | 2.60 | 2/24/2026 | 987,678 | 1,040,000 | 94.82 | 986,170 | 5.93 | 1.56 | 6/28/2023 |
| 882806HG0 | TEXAS ST TECH UNIV RE | 0.94 | 2/15/2025 | 507,535 | 500,000 | 93.24 | 466,180 | 5.34 | 1.57 | 6/2/2021 |
| 4423315U4 | HOUSTON TX-B-TXBL-REF | 2.11 | 3/1/2025 | 1,498,656 | 1,415,000 | 94.76 | 1,340,797 | 5.44 | 1.59 | 10/21/2020 |
| 649791LU2 | NEW YORK ST-TXBL-B | 2.80 | 3/15/2025 | 233,674 | 220,000 | 95.88 | 210,945 | 5.35 | 1.62 | 11/16/2021 |
| 3133EMSC7 | FEDERAL FARM CREDIT BANK | 0.48 | 3/3/2025 | 1,263,780 | 1,270,000 | 92.50 | 1,174,687 | 5.22 | 1.62 | 2/26/2021 |
| 649791RA0 | NY ST-B-TXBL GROUP 1 | 0.91 | 3/15/2025 | 1,011,782 | 1,000,000 | 92.86 | 928,640 | 5.34 | 1.65 | 3/25/2021 |
| 91282CGU9 | US TREASURY N/B | 3.88 | 3/31/2025 | 2,466,602 | 2,500,000 | 98.04 | 2,450,875 | 5.06 | 1.65 | 5/26/2023 |
| 115637A59 | BROWN-FORMAN CORP | 3.50 | 4/15/2025 | 491,470 | 500,000 | 96.90 | 484,500 | 5.33 | 1.66 | 5/12/2023 |
| 914455UC2 | UNIV OF MICHIGAN MI | 1.00 | 4/1/2025 | 761,766 | 750,000 | 92.89 | 696,690 | 5.30 | 1.69 | 6/29/2020 |
| 91282CGX3 | US TREASURY N/B | 3.88 | 4/30/2025 | 2,476,660 | 2,500,000 | 98.06 | 2,451,375 | 4.99 | 1.73 | 5/23/2023 |
| 857477CB7 | STATE STREET CORP | 5.10 | 5/18/2026 | 750,000 | 750,000 | 99.24 | 744,293 | 5.53 | 1.75 | 5/15/2023 |
| 06405LAD3 | BANK OF NEW YORK MELLON | 5.15 | 5/22/2026 | 1,180,000 | 1,180,000 | 99.37 | 1,172,578 | 5.50 | 1.76 | 5/17/2023 |
| 3133ELC28 | FEDERAL FARM CREDIT BANK | 0.73 | 5/27/2025 | 356,754 | 355,000 | 91.65 | 325,361 | 5.39 | 1.84 | 5/27/2020 |
| 127145LF5 | CACHE CO-REF | 3.00 | 6/15/2025 | 546,680 | 500,000 | 95.69 | 478,460 | 5.35 | 1.86 | 5/19/2021 |
| 3133ELK37 | FEDERAL FARM CREDIT BANK | 0.78 | 6/16/2025 | 260,011 | 260,000 | 92.11 | 239,476 | 5.06 | 1.90 | 6/11/2020 |
| 341271AD6 | FLORIDA ST BRD OF ADM | 1.26 | 7/1/2025 | 3,719,129 | 3,715,000 | 92.33 | 3,429,911 | 5.35 | 1.92 | 9/11/2020 |
| 64966QCB4 | NEW YORK-A-2 | 2.28 | 8/1/2025 | 1,052,250 | 1,000,000 | 94.09 | 940,890 | 5.31 | 1.97 | 3/18/2021 |
| 20772J3K6 | CONNECTICUT-A-TXBL | 2.52 | 8/15/2025 | 2,309,050 | 2,315,000 | 94.69 | 2,192,120 | 5.19 | 2.01 | 4/1/2022 |
| 64966QWV8 | NEW YORK -A-2-TXBL | 0.84 | 8/1/2025 | 685,238 | 735,000 | 91.30 | 671,055 | 5.30 | 2.01 | 5/3/2022 |
| 419792YQ3 | HAWAII ST-FZ | 0.67 | 8/1/2025 | 497,789 | 495,000 | 91.30 | 451,935 | 5.12 | 2.01 | 11/12/2020 |
| 053015AE3 | AUTOMATIC DATA PROCESSNG | 3.38 | 9/15/2025 | 987,839 | 1,015,000 | 96.69 | 981,353 | 4.98 | 2.02 | 5/24/2023 |
| 437076BK7 | HOME DEPOT INC | 3.35 | 9/15/2025 | 367,849 | 375,000 | 96.49 | 361,845 | 5.05 | 2.02 | 5/12/2023 |
| 544351KU2 | LOS ANGELES-A-REF-TXB | 3.05 | 9/1/2025 | 561,953 | 500,000 | 95.35 | 476,740 | 5.35 | 2.04 | 12/10/2020 |
| 3134GWND4 | FREDDIE MAC | 0.60 | 8/12/2025 | 1,000,058 | 1,000,000 | 91.32 | 913,180 | 4.97 | 2.05 | 8/6/2020 |
| 69371RS23 | PACCAR FINANCIAL CORP | 4.95 | 10/3/2025 | 507,365 | 500,000 | 99.36 | 496,790 | 5.25 | 2.08 | 5/11/2023 |
| 02665WDN8 | AMERICAN HONDA FINANCE | 1.00 | 9/10/2025 | 463,665 | 500,000 | 91.21 | 456,050 | 5.29 | 2.11 | 5/11/2023 |
| 637432NG6 | NATIONAL RURAL UTIL COOP | 3.25 | 11/1/2025 | 486,445 | 500,000 | 95.11 | 475,535 | 5.51 | 2.16 | 5/11/2023 |
| 92826CAD4 | VISA INC | 3.15 | 12/14/2025 | 733,838 | 750,000 | 95.85 | 718,898 | 4.96 | 2.26 | 5/11/2023 |
| 3134GXFA7 | FREDDIE MAC | 0.65 | 11/26/2025 | 996,594 | 1,000,000 | 90.75 | 907,500 | 4.77 | 2.33 | 3/25/2021 |
| 742718FY0 | PROCTER & GAMBLE CO/THE | 4.10 | 1/26/2026 | 755,415 | 750,000 | 98.78 | 740,880 | 4.61 | 2.37 | 5/11/2023 |
| 824178ZK6 | SHERMAN ISD -A-TXBL | 4.00 | 2/15/2026 | 572,905 | 500,000 | 97.67 | 488,365 | 4.95 | 2.42 | 7/20/2021 |
| 3135G0GQ1 | FANNIE MAE | 0.64 | 12/30/2025 | 1,904,524 | 1,900,000 | 90.29 | 1,715,491 | 4.81 | 2.42 | 12/23/2020 |
| 3130AKN85 | FEDERAL HOME LOAN BANK | 0.55 | 1/20/2026 | 200,000 | 200,000 | 89.86 | 179,718 | 4.81 | 2.47 | 1/19/2021 |
| 3130AKXQ4 | FEDERAL HOME LOAN BANK | 0.60 | 2/12/2026 | 1,000,000 | 1,000,000 | 89.73 | 897,340 | 4.82 | 2.53 | 2/8/2021 |
| 3133EMUK6 | FEDERAL FARM CREDIT BANK | 1.05 | 3/25/2026 | 1,200,000 | 1,200,000 | 90.53 | 1,086,408 | 4.78 | 2.62 | 3/25/2021 |
| 14913UAA8 | CATERPILLAR FINL SERVICE | 4.35 | 5/15/2026 | 459,784 | 460,000 | 98.44 | 452,838 | 4.94 | 2.64 | 5/8/2023 |
| 89236TKT1 | TOYOTA MOTOR CREDIT CORP | 4.45 | 5/18/2026 | 634,632 | 635,000 | 98.52 | 625,602 | 5.01 | 2.64 | 5/15/2023 |

Kane County - Portfolio Analysis - 6-30-23 - PFMAM

| Cusip | Name | Coupon | Maturity | Principal Cost | Current Face | USB Price - 6/30/2023 | USB - Market Value | Yield To Worst | Eff. Duration | Purchase Date |
|--------------|--------------------------|-------------|------------|--------------------|--------------------|-----------------------|--------------------|----------------|---------------|---------------|
| 771196BK7 | ROCHE HOLDINGS INC | 2.63 | 5/15/2026 | 479,575 | 500,000 | 94.14 | 470,685 | 4.83 | 2.66 | 5/12/2023 |
| 023135BK3 | AMAZON.COM INC | 1.00 | 5/12/2026 | 456,890 | 500,000 | 89.90 | 449,515 | 4.81 | 2.75 | 5/12/2023 |
| 20772KNX3 | CONNECTICUT -TXBL -A | 1.12 | 6/1/2026 | 224,475 | 250,000 | 89.79 | 224,475 | 4.92 | 2.79 | 6/15/2022 |
| 20772KJY6 | CONNECTICUT ST-A-TXBL | 2.35 | 7/1/2026 | 939,206 | 925,000 | 92.96 | 859,908 | 4.90 | 2.79 | 2/9/2022 |
| 64966QRK8 | NYC -TXBL -REF -D | 1.22 | 8/1/2026 | 909,511 | 1,000,000 | 89.20 | 892,030 | 5.04 | 2.93 | 6/3/2022 |
| 54438CYL0 | LOS ANGELES CCD-REF | 1.17 | 8/1/2026 | 601,778 | 600,000 | 88.79 | 532,752 | 5.15 | 2.93 | 11/2/2021 |
| 9128282A7 | US TREASURY N/B | 1.50 | 8/15/2026 | 2,346,387 | 2,500,000 | 91.40 | 2,285,050 | 4.48 | 2.96 | 5/11/2023 |
| 3133EM3T7 | FEDERAL FARM CREDIT BANK | 0.87 | 9/1/2026 | 1,250,423 | 1,250,000 | 89.02 | 1,112,775 | 4.63 | 3.04 | 9/1/2021 |
| 3133ENBK5 | FEDERAL FARM CREDIT BANK | 1.14 | 10/20/2026 | 499,000 | 500,000 | 89.67 | 448,325 | 4.54 | 3.15 | 10/20/2021 |
| 3137BVZ82 | FHMS K063 A2 | 3.43 | 1/25/2027 | 1,707,874 | 1,760,000 | 95.56 | 1,681,786 | 4.81 | 3.15 | 5/18/2023 |
| 91282CDG3 | US TREASURY N/B | 1.13 | 10/31/2026 | 2,284,082 | 2,500,000 | 89.92 | 2,248,050 | 4.41 | 3.19 | 5/19/2023 |
| 3133ENLZ1 | FEDERAL FARM CREDIT BANK | 1.78 | 1/26/2027 | 1,200,000 | 1,200,000 | 90.95 | 1,091,412 | 4.55 | 3.27 | 1/26/2022 |
| 912828YX2 | US TREASURY N/B | 1.75 | 12/31/2026 | 2,354,980 | 2,500,000 | 91.59 | 2,289,750 | 4.37 | 3.32 | 5/11/2023 |
| 64966MWN5 | NEW YORK-E-2-TXBL | 3.55 | 3/1/2027 | 353,005 | 345,000 | 95.36 | 328,985 | 4.95 | 3.32 | 8/1/2022 |
| 3137F1G44 | FHMS K065 A2 | 3.24 | 4/25/2027 | 1,010,946 | 1,055,000 | 95.00 | 1,002,239 | 4.69 | 3.43 | 6/8/2023 |
| 91282CEF4 | US TREASURY N/B | 2.50 | 3/31/2027 | 2,416,211 | 2,500,000 | 93.72 | 2,342,875 | 4.33 | 3.48 | 5/11/2023 |
| 91282CAD3 | US TREASURY N/B | 0.38 | 7/31/2027 | 2,192,285 | 2,500,000 | 85.55 | 2,138,675 | 4.27 | 3.94 | 5/15/2023 |
| 91282CGH8 | US TREASURY N/B | 3.50 | 1/31/2028 | 2,467,676 | 2,500,000 | 97.11 | 2,427,650 | 4.20 | 4.10 | 5/19/2023 |
| 91282CAU5 | US TREASURY N/B | 0.50 | 10/31/2027 | 2,189,551 | 2,500,000 | 85.35 | 2,133,800 | 4.23 | 4.17 | 5/15/2023 |
| 9128284N7 | US TREASURY N/B | 2.88 | 5/15/2028 | 2,395,996 | 2,500,000 | 94.36 | 2,358,900 | 4.17 | 4.43 | 5/19/2023 |
| Total | | 2.07 | | 102,574,719 | 103,850,000 | | 98,322,639 | 5.12 | 1.92 | |

STATE OF ILLINOIS)

SS.

COUNTY OF KANE)

FINANCE REPORT NO. TMP-23-1026

MONTHLY FINANCE REPORTS (ATTACHED)

To: Finance Committee
 From: Kathy Hopkinson, Executive Director - Finance
 Date: July 26, 2023
 Re: Monthly Report

Finance and Budget Reports for FY23

Total County Budget, Finance Committee P-Card & Accounts Payable reports are included in the agenda packet for May 2023.

General Fund Projected Contingency Balance

- **\$784,688** of the General Fund Contingency for FY23 remains available for general need.
- **\$ 50,000** of the General Fund Contingency for FY23 remains reserved for Adult Prisoner Room & Board

Available Operational Reserve Balances

- Property Tax Freeze Protection Fund: **\$5,634,862** (Cash balance)
- Emergency Reserve: **\$5,295,832** (Cash balance)

Shared and Direct State Tax Revenue Update for General Fund

The following table compares the current YTD shared and direct state tax revenues collected through June 20, 2023 to the previous year's YTD revenue collections and to the YTD budgets. Overall, we are **\$710,380 ahead** of budget, and **\$304,068 behind** in collections from YTD last year.

| Shared and Direct State Taxes Collection | | | | | |
|--|----------------------|------------------------|----------------------|----------------------|----------------------|
| YTD July 2023 | | | | | |
| | Prior Year YTD | Change from Prior Year | Current Year | Variance from Budget | Budget |
| Sales Tax | \$ 11,167,466 | \$ 503,262 | \$ 11,670,728 | \$ (679,272) | \$ 12,350,000 |
| Local Use Tax | \$ 1,224,276 | \$ 62,788 | \$ 1,287,064 | \$ 68,064 | \$ 1,219,000 |
| RTA Sales Tax | \$ 1,152,567 | \$ 27,117 | \$ 1,179,684 | \$ (62,316) | \$ 1,242,000 |
| State Income Tax | \$ 6,692,776 | \$ (473,195) | \$ 6,219,581 | \$ 112,081 | \$ 6,107,500 |
| Personal Property Replacement Tax | \$ 4,166,696 | \$ (424,039) | \$ 3,742,657 | \$ 1,271,824 | \$ 2,470,833 |
| Total | \$ 24,403,781 | \$ (304,068) | \$ 24,099,713 | \$ 710,380 | \$ 23,389,333 |

Finance Activities

- 2022 Annual Audit - Annual audits are required to be filed within six months of the end of the fiscal year end. Due to staffing vacancies, the FY 2022 annual audit, Annual Comprehensive Financial Report, has not yet been completed. We have a target completion date of August 31, 2023
- Payroll – Plans are underway to automate the Payroll Action Form (PAF) for salary adjustments. Testing will occur in August and September, with full roll-out expected to accommodate year end cost of living adjustment processing.

Purchasing Report

Purchasing Staff began working on Solicitations for the following products and services in June:

- 23-038: Wall Finishing and Painting Services
- 23-039: Non-OEM Auto Parts
- 23-040: Vehicle Fleet
- 23-041: Concrete Services Project
- 23-042: Deed Reading Software
- 23-043: Fire Protection Service Plan
- 23-044: Hydrologic Engineering Services
- 23-045: Digital forensic Lab Equipment
- 23-046: Generator Maintenance Services

Currently, seven (7) Bids and two (2) Requests for Proposals are at various stages in the procurement process.

Quotation Savings: \$ 2,473.00

The FYTD Cost Savings Total: \$237,733.09

Monthly Statistics for May 2023:

| | | | |
|---------------------------------|-----|---------------------------------|---|
| Quotations Solicited | 9 | FOIA Requests | 3 |
| Purchase Orders Issued | 133 | Contractor Disclosures Reviewed | 5 |
| Insurance Certificates Reviewed | 39 | Familial Relationship | 5 |
| Contracts Renewed | 5 | Contracts Prepared | 5 |

Planned Activities

Purchasing staff are going to conduct a Procurement 101 training in August for anyone interested in attending.

Purchasing staff has been working with the IT department to create a solution for vendors to submit pre-qualification documentation for construction projects to satisfy the upcoming RBO requirement.

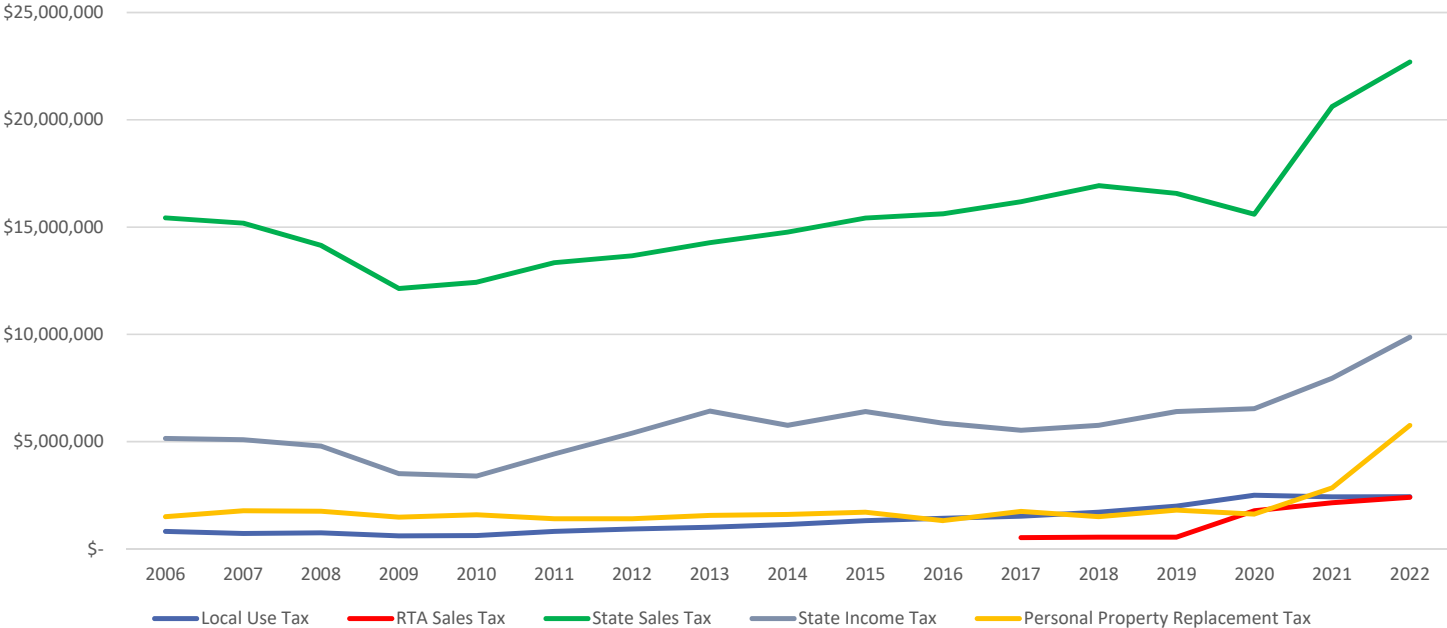
Finance Report

FINANCE COMMITTEE

JULY 26, 2023

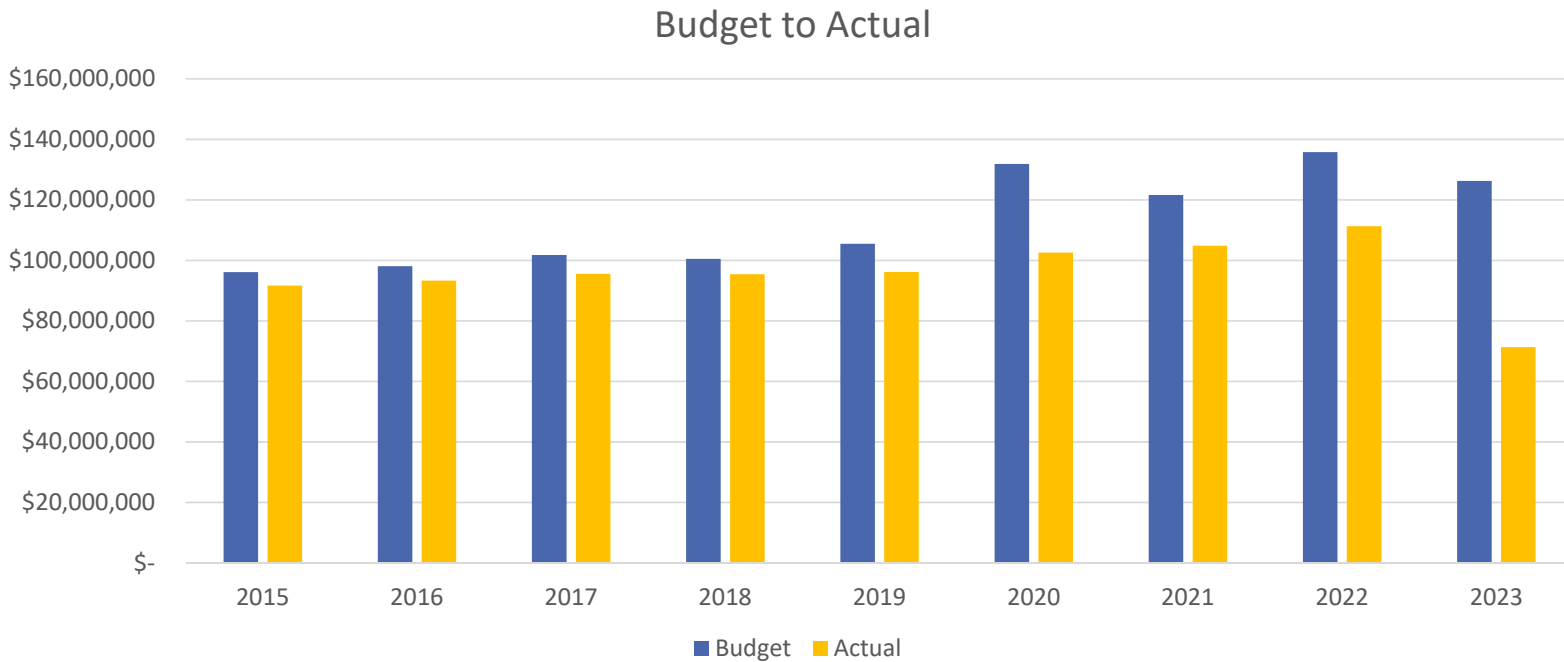
Kane County – General Fund

General Fund - Key Tax Revenues



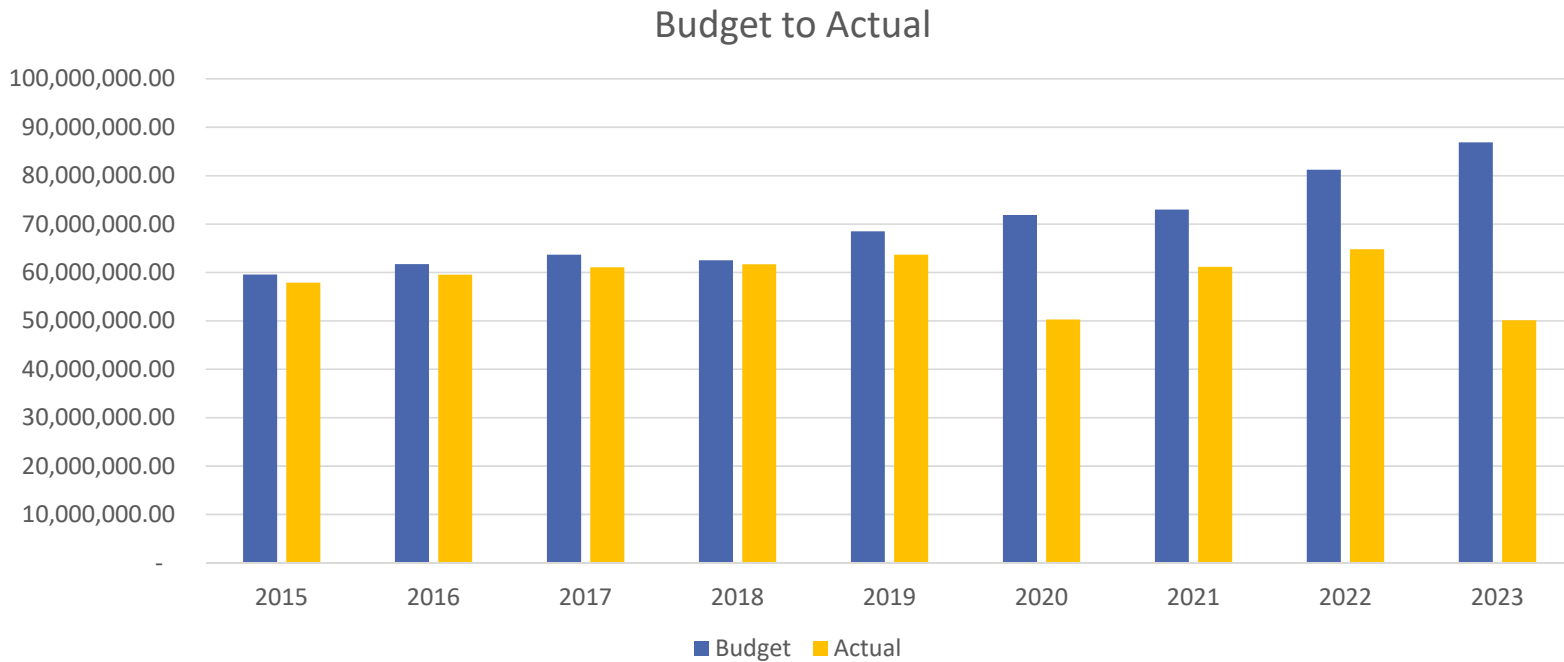
Kane County – All Funds

Personnel Services – Salaries and Benefits



Kane County – General Fund

Personnel Services – Salaries and Benefits



Kane County Revenue Report - Summary
Through June 30, 2023 (58.3% YTD)

| | Current Month Transactions | Total Amended Budget | Total Amended Budget excluding Cash on Hand | YTD Actual Transactions | Total % Received |
|---------------------------------------|-------------------------------|-------------------------|---|----------------------------|------------------|
| 000 General Government Revenue | \$ 21,033,712 | \$ 102,798,724 | \$ 102,753,911 | \$ 57,237,596 | 55.70% |
| 001 General Fund | \$ 18,126,832 | \$ 96,050,057 | \$ 96,050,057 | \$ 54,111,045 | 56.34% |
| 010 Insurance Liability | \$ 2,906,880 | \$ 6,725,982 | \$ 6,703,854 | \$ 3,126,551 | 46.64% |
| 354 Mass Vaccination Fund | \$ - | \$ 22,685 | \$ - | \$ - | N/A |
| 010 County Board | \$ 5,025 | \$ 11,831,374 | \$ 8,868,576 | \$ 5,741,743 | 64.74% |
| 001 General Fund | \$ 5,025 | \$ 92,500 | \$ 92,500 | \$ 111,700 | 120.76% |
| 120 Grand Victoria Casino Elgin | \$ - | \$ 5,465,673 | \$ 5,414,028 | \$ 4,960,280 | 91.62% |
| 430 Farmland Preservation | \$ - | \$ 6,273,201 | \$ 3,362,048 | \$ 669,763 | 19.92% |
| 040 Finance | \$ - | \$ 5,000 | \$ 5,000 | \$ 8,251 | 165.02% |
| 001 General Fund | \$ - | \$ 5,000 | \$ 5,000 | \$ 8,251 | 165.02% |
| 060 Information Technologies | \$ 104,995 | \$ 3,474,573 | \$ 3,031,913 | \$ 1,684,924 | 55.57% |
| 001 General Fund | \$ 21,512 | \$ 1,251,913 | \$ 1,251,913 | \$ 904,018 | 72.21% |
| 101 Geographic Information Systems | \$ 83,483 | \$ 1,921,160 | \$ 1,478,500 | \$ 483,014 | 32.67% |
| 385 IL Counties Information Mgmt | \$ - | \$ 4,000 | \$ 4,000 | \$ 4 | 0.09% |
| 390 Web Technical Services | \$ - | \$ 297,500 | \$ 297,500 | \$ 297,888 | 100.13% |
| 080 Building Management | \$ - | \$ 50,659 | \$ 50,659 | \$ 15,263 | 30.13% |
| 001 General Fund | \$ - | \$ 50,659 | \$ 50,659 | \$ 15,263 | 30.13% |
| 120 Human Resource Management | \$ - | \$ 984 | \$ 984 | \$ 301 | 30.61% |
| 246 Employee Events Fund | \$ - | \$ 984 | \$ 984 | \$ 301 | 30.61% |
| 150 Treasurer/Collector | \$ - | \$ 1,694,574 | \$ 1,619,000 | \$ 2,903 | 0.18% |
| 001 General Fund | \$ - | \$ 1,521,000 | \$ 1,521,000 | \$ - | 0.00% |
| 150 Tax Sale Automation | \$ - | \$ 152,574 | \$ 77,000 | \$ 2,156 | 2.80% |
| 268 Sale & Error | \$ - | \$ 21,000 | \$ 21,000 | \$ 747 | 3.56% |

Kane County Revenue Report - Summary
Through June 30, 2023 (58.3% YTD)

| | Current Month Transactions | Total Amended Budget | Total Amended Budget excluding Cash on Hand | YTD Actual Transactions | Total % Received |
|--------------------------------------|-------------------------------|-------------------------|---|----------------------------|------------------|
| 170 Supervisor of Assessments | \$ 6,036 | \$ 72,653 | \$ 72,653 | \$ 36,559 | 50.32% |
| 001 General Fund | \$ 6,036 | \$ 72,653 | \$ 72,653 | \$ 36,559 | 50.32% |
| 190 County Clerk | \$ 117,897 | \$ 2,231,767 | \$ 1,309,543 | \$ 1,404,191 | 107.23% |
| 001 General Fund | \$ 102,058 | \$ 1,134,543 | \$ 1,134,543 | \$ 643,965 | 56.76% |
| 160 Vital Records Automation | \$ 15,839 | \$ 247,224 | \$ 174,900 | \$ 109,141 | 62.40% |
| 161 Election Equipment Fund | \$ - | \$ 850,000 | \$ 100 | \$ 651,085 | 651,084.90% |
| 210 Recorder | \$ 358,767 | \$ 5,605,326 | \$ 5,245,060 | \$ 1,915,322 | 36.52% |
| 001 General Fund | \$ 308,177 | \$ 4,380,550 | \$ 4,380,550 | \$ 1,622,019 | 37.03% |
| 170 Recorder's Automation | \$ 50,591 | \$ 1,224,776 | \$ 864,510 | \$ 293,302 | 33.93% |
| 240 Judiciary and Courts | \$ 141,449 | \$ 909,868 | \$ 899,955 | \$ 637,073 | 70.79% |
| 001 General Fund | \$ 117,537 | \$ 688,030 | \$ 688,030 | \$ 450,759 | 65.51% |
| 195 Children's Waiting Room | \$ 23,677 | \$ 144,755 | \$ 137,755 | \$ 162,152 | 117.71% |
| 196 D.U.I. | \$ 235 | \$ 12,580 | \$ 12,580 | \$ 4,187 | 33.28% |
| 197 Foreclosure Mediation Fund | \$ - | \$ 61,503 | \$ 58,590 | \$ 19,971 | 34.09% |
| 492 Marriage Fees | \$ - | \$ 3,000 | \$ 3,000 | \$ 5 | 0.15% |
| 250 Circuit Clerk | \$ 500,461 | \$ 6,350,496 | \$ 5,992,128 | \$ 3,449,404 | 57.57% |
| 001 General Fund | \$ 313,305 | \$ 3,588,100 | \$ 3,588,100 | \$ 2,187,949 | 60.98% |
| 200 Court Automation | \$ 67,383 | \$ 1,028,542 | \$ 800,500 | \$ 445,238 | 55.62% |
| 201 Court Document Storage | \$ 67,179 | \$ 825,050 | \$ 800,500 | \$ 441,730 | 55.18% |
| 202 Child Support | \$ 4,479 | \$ 182,195 | \$ 138,028 | \$ 44,541 | 32.27% |
| 203 Circuit Clerk Admin Services | \$ 21,949 | \$ 406,825 | \$ 401,000 | \$ 173,366 | 43.23% |
| 204 Circuit Clk Electronic Citation | \$ 17,057 | \$ 244,284 | \$ 188,500 | \$ 109,494 | 58.09% |
| 205 Circuit Ct Clerk Op and Admin | \$ 9,109 | \$ 75,500 | \$ 75,500 | \$ 47,085 | 62.36% |
| 300 State's Attorney | \$ 318,333 | \$ 5,645,853 | \$ 5,234,603 | \$ 3,500,792 | 66.88% |
| 001 General Fund | \$ 147,808 | \$ 1,879,422 | \$ 1,879,422 | \$ 997,907 | 53.10% |
| 220 Title IV-D | \$ 54,532 | \$ 898,804 | \$ 879,447 | \$ 477,521 | 54.30% |
| 221 Drug Prosecution | \$ 10,877 | \$ 379,897 | \$ 348,325 | \$ 292,518 | 83.98% |
| 222 Victim Coordinator Services | \$ 13,750 | \$ 161,246 | \$ 155,960 | \$ 124,398 | 79.76% |
| 223 Domestic Violence | \$ - | \$ 356,726 | \$ 350,000 | \$ 350,087 | 100.02% |
| 225 Auto Theft Task Force | \$ - | \$ - | \$ - | \$ 50 | N/A |
| 230 Child Advocacy Center | \$ 80,914 | \$ 1,764,414 | \$ 1,507,439 | \$ 1,172,329 | 77.77% |
| 231 Equitable Sharing Program | \$ - | \$ 25,000 | \$ 25,000 | \$ 54 | 0.22% |
| 232 State's Atty Records Automation | \$ 1,691 | \$ 75,334 | \$ 30,000 | \$ 11,772 | 39.24% |
| 233 Bad Check Restitution | \$ - | \$ - | \$ - | \$ 60 | N/A |
| 234 Drug Asset Forfeiture | \$ 4,564 | \$ 50,000 | \$ 50,000 | \$ 36,230 | 72.46% |
| 235 State's Attorney Employee Events | \$ - | \$ 10 | \$ 10 | \$ 2 | 20.40% |
| 236 Child Advocacy Advisory Board | \$ - | \$ - | \$ - | \$ 37 | N/A |
| 237 Money Laundering - State's Atty | \$ - | \$ 5,000 | \$ 5,000 | \$ 9,522 | 190.43% |
| 490 Kane County Law Enforcement | \$ 4,197 | \$ 50,000 | \$ 4,000 | \$ 28,305 | 707.61% |
| 360 Public Defender | \$ 11,979 | \$ 139,252 | \$ 139,252 | \$ 74,471 | 53.48% |
| 001 General Fund | \$ 11,127 | \$ 138,252 | \$ 138,252 | \$ 68,539 | 49.58% |
| 244 Public Defender Rec Automation | \$ 852 | \$ 1,000 | \$ 1,000 | \$ 5,931 | 593.14% |

Kane County Revenue Report - Summary
Through June 30, 2023 (58.3% YTD)

| | Current Month Transactions | Total Amended Budget | Total Amended Budget excluding Cash on Hand | YTD Actual Transactions | Total % Received |
|--------------------------------------|-------------------------------|-------------------------|---|----------------------------|------------------|
| 370 Law Library | \$ 23,813 | \$ 291,071 | \$ 287,951 | \$ 164,467 | 57.12% |
| 250 Law Library | \$ 23,813 | \$ 291,071 | \$ 287,951 | \$ 164,467 | 57.12% |
| 380 Sheriff | \$ 243,199 | \$ 5,509,528 | \$ 4,583,386 | \$ 1,967,796 | 42.93% |
| 001 General Fund | \$ 231,268 | \$ 3,146,056 | \$ 3,146,056 | \$ 1,326,418 | 42.16% |
| 128 Sheriff's Vehicle & Equipment | \$ - | \$ 1,364,142 | \$ 438,000 | \$ 435,638 | 99.46% |
| 247 EMA Volunteer Fund | \$ - | \$ - | \$ - | \$ 47 | N/A |
| 248 KC Emergency Planning | \$ - | \$ - | \$ - | \$ 35 | N/A |
| 249 Bomb Squad SWAT | \$ - | \$ 5,000 | \$ 5,000 | \$ - | 0.00% |
| 251 Canteen Commission | \$ - | \$ 650,000 | \$ 650,000 | \$ - | 0.00% |
| 252 Sheriff DEF Federal - DOJ | \$ - | \$ 10,000 | \$ 10,000 | \$ 31,368 | 313.68% |
| 253 County Sheriff DEF Local | \$ - | \$ 20,000 | \$ 20,000 | \$ - | 0.00% |
| 254 FATS | \$ - | \$ 6,000 | \$ 6,000 | \$ - | 0.00% |
| 255 K-9 Unit | \$ - | \$ 30,000 | \$ 30,000 | \$ - | 0.00% |
| 256 Vehicle Maintenance/Purchase | \$ - | \$ 1,200 | \$ 1,200 | \$ 4,038 | 336.51% |
| 257 Sheriff DUI Fund | \$ - | \$ 32,000 | \$ 32,000 | \$ - | 0.00% |
| 258 Sheriffs Office Money Laundering | \$ - | \$ 5,000 | \$ 5,000 | \$ 38,455 | 769.10% |
| 259 Transportation Safety Highway HB | \$ - | \$ 20,000 | \$ 20,000 | \$ 5 | 0.03% |
| 262 AJF Medical Cost | \$ 2,272 | \$ 25,040 | \$ 25,040 | \$ 15,684 | 62.63% |
| 263 Sheriff Civil Operations | \$ - | \$ 20,000 | \$ 20,000 | \$ - | 0.00% |
| 264 Cannabis Regulation - Local | \$ 7,459 | \$ 90,090 | \$ 90,090 | \$ 46,325 | 51.42% |
| 265 Sheriff DEF Federal - Treasury | \$ - | \$ 50,000 | \$ 50,000 | \$ 55,208 | 110.42% |
| 702 Sheriff's Detail Escrow | \$ 2,200 | \$ 35,000 | \$ 35,000 | \$ 14,575 | 41.64% |
| 425 Kane Comm | \$ 152,748 | \$ 2,512,716 | \$ 2,370,712 | \$ 1,419,002 | 59.86% |
| 269 Kane Comm | \$ 152,748 | \$ 2,512,716 | \$ 2,370,712 | \$ 1,419,002 | 59.86% |
| 430 Court Services | \$ 1,221,797 | \$ 9,358,889 | \$ 8,862,789 | \$ 3,704,303 | 41.80% |
| 001 General Fund | \$ 1,152,493 | \$ 7,038,472 | \$ 7,038,472 | \$ 2,837,414 | 40.31% |
| 270 Probation Services | \$ 60,877 | \$ 1,607,100 | \$ 1,111,000 | \$ 426,272 | 38.37% |
| 271 Substance Abuse Screening | \$ 992 | \$ 80,000 | \$ 80,000 | \$ 8,042 | 10.05% |
| 273 Drug Court Special Resources | \$ 6,734 | \$ 622,517 | \$ 622,517 | \$ 417,268 | 67.03% |
| 276 Probation Victim Services | \$ 700 | \$ 10,000 | \$ 10,000 | \$ 7,490 | 74.90% |
| 277 Victim Impact Panel | \$ - | \$ - | \$ - | \$ 7,609 | N/A |
| 278 Juvenile Justice Donation Fund | \$ - | \$ 700 | \$ 700 | \$ 207 | 29.57% |
| 759 Court Svcs Employee Education | \$ - | \$ 100 | \$ 100 | \$ - | 0.00% |
| 490 Coroner | \$ 11,711 | \$ 204,818 | \$ 181,780 | \$ 81,920 | 45.07% |
| 289 Coroner Administration | \$ 11,711 | \$ 204,808 | \$ 181,770 | \$ 81,915 | 45.07% |
| 701 Elder Fatality Review Team | \$ - | \$ 10 | \$ 10 | \$ 5 | 49.70% |

Kane County Revenue Report - Summary
Through June 30, 2023 (58.3% YTD)

| | Current Month Transactions | | Total Amended Budget | | Total Amended Budget excluding Cash on Hand | | YTD Actual Transactions | Total % Received |
|--|-------------------------------|-----------|-------------------------|-----------|---|-----------|----------------------------|------------------|
| 500 Animal Control | \$ 96,073 | \$ | 1,029,940 | \$ | 1,014,157 | \$ | 638,360 | 62.94% |
| 290 Animal Control | \$ 96,073 | \$ | 1,029,940 | \$ | 1,014,157 | \$ | 638,360 | 62.94% |
| 510 Emergency Management Services | \$ - | \$ | 97,200 | \$ | 97,200 | \$ | 5,350 | 5.50% |
| 001 General Fund | \$ - | \$ | 90,000 | \$ | 90,000 | \$ | - | 0.00% |
| 247 EMA Volunteer Fund | \$ - | \$ | 3,200 | \$ | 3,200 | \$ | - | 0.00% |
| 248 KC Emergency Planning | \$ - | \$ | 4,000 | \$ | 4,000 | \$ | 5,350 | 133.75% |
| 520 Transportation | \$ 6,606,882 | \$ | 136,604,243 | \$ | 67,426,059 | \$ | 23,348,701 | 34.63% |
| 300 County Highway | \$ 2,311,303 | \$ | 9,817,609 | \$ | 6,113,929 | \$ | 2,733,746 | 44.71% |
| 301 County Bridge | \$ 140,945 | \$ | 331,195 | \$ | 331,195 | \$ | 141,898 | 42.84% |
| 302 Motor Fuel Tax | \$ 970,704 | \$ | 38,280,439 | \$ | 13,061,385 | \$ | 4,752,058 | 36.38% |
| 303 County Highway Matching | \$ 29,389 | \$ | 88,248 | \$ | 68,125 | \$ | 29,973 | 44.00% |
| 304 Motor Fuel Local Option | \$ 980,587 | \$ | 13,180,000 | \$ | 9,436,000 | \$ | 4,104,444 | 43.50% |
| 305 Transportation Sales Tax | \$ 1,665,350 | \$ | 45,400,565 | \$ | 17,815,000 | \$ | 7,861,925 | 44.13% |
| 515 Longmeadow Bond Construction | \$ - | \$ | 18,302,263 | \$ | 17,508,000 | \$ | - | 0.00% |
| 540 Transportation Capital | \$ - | \$ | 209,000 | \$ | 750 | \$ | 286 | 38.17% |
| 550 Aurora Area Impact Fees | \$ - | \$ | 250 | \$ | 250 | \$ | 874 | 349.79% |
| 551 Campton Hills Impact Fees | \$ - | \$ | 250 | \$ | 250 | \$ | 5,348 | 2,139.22% |
| 552 Greater Elgin Impact Fees | \$ - | \$ | 427,117 | \$ | 4,500 | \$ | 591 | 13.13% |
| 553 Northwest Impact Fees | \$ - | \$ | 345,000 | \$ | 1,200 | \$ | 447 | 37.27% |
| 554 Southwest Impact Fees | \$ - | \$ | 113,270 | \$ | 400 | \$ | 1 | 0.31% |
| 555 Tri-Cities Impact Fees | \$ - | \$ | 4,600 | \$ | 25 | \$ | 0 | 1.72% |
| 556 Upper Fox Impact Fees | \$ - | \$ | 251,000 | \$ | 900 | \$ | 433 | 48.16% |
| 557 West Central Impact Fees | \$ - | \$ | 41,400 | \$ | 150 | \$ | 47 | 31.32% |
| 558 North Impact Fees | \$ 148,770 | \$ | 3,060,000 | \$ | 2,048,000 | \$ | 1,759,355 | 85.91% |
| 559 Central Impact Fees | \$ 85,701 | \$ | 2,381,000 | \$ | 313,000 | \$ | 590,822 | 188.76% |
| 560 South Impact Fees | \$ 274,133 | \$ | 4,371,037 | \$ | 723,000 | \$ | 1,366,452 | 189.00% |
| 580 Health | \$ 1,185,490 | \$ | 11,479,430 | \$ | 9,471,570 | \$ | 6,242,924 | 65.91% |
| 349 Opioid Settlement Fund | \$ - | \$ | - | \$ | - | \$ | 657,293 | N/A |
| 350 County Health | \$ 1,160,269 | \$ | 10,893,346 | \$ | 8,935,372 | \$ | 5,187,746 | 58.06% |
| 351 Kane Kares | \$ 25,221 | \$ | 586,084 | \$ | 536,198 | \$ | 397,886 | 74.20% |

Kane County Revenue Report - Summary
Through June 30, 2023 (58.3% YTD)

| | Current Month Transactions | | Total Amended Budget | | Total Amended Budget excluding Cash on Hand | | YTD Actual Transactions | Total % Received |
|---------------------------------------|-------------------------------|-----------|-------------------------|-----------|---|-----------|----------------------------|------------------|
| 660 Veterans' Commission | \$ 207,616 | \$ | 573,999 | \$ | 464,810 | \$ | 209,578 | 45.09% |
| 380 Veterans' Commission | \$ 207,616 | \$ | 573,999 | \$ | 464,810 | \$ | 209,578 | 45.09% |
| 670 Environmental Management | \$ 2,425 | \$ | 779,861 | \$ | 532,484 | \$ | 308,311 | 57.90% |
| 001 General Fund | \$ 2,425 | \$ | 64,089 | \$ | 64,089 | \$ | 55,847 | 87.14% |
| 420 Stormwater Management | \$ - | \$ | 236,661 | \$ | 4,751 | \$ | 4,323 | 91.00% |
| 421 Elec Agg Civic Contribution | \$ - | \$ | 254,648 | \$ | 254,648 | \$ | 131,831 | 51.77% |
| 650 Enterprise Surcharge | \$ - | \$ | 223,463 | \$ | 207,996 | \$ | 116,292 | 55.91% |
| 751 Subdivision Review Escrow | \$ - | \$ | 1,000 | \$ | 1,000 | \$ | 18 | 1.81% |
| 690 Development | \$ 5,700,639 | \$ | 18,158,122 | \$ | 14,295,873 | \$ | 15,708,161 | 109.88% |
| 001 General Fund | \$ 192,252 | \$ | 1,998,350 | \$ | 1,998,350 | \$ | 1,061,233 | 53.11% |
| 400 Economic Development | \$ - | \$ | 357,084 | \$ | 224,893 | \$ | 74,798 | 33.26% |
| 401 Community Dev Block Program | \$ 328,539 | \$ | 2,022,761 | \$ | 2,016,296 | \$ | 1,088,323 | 53.98% |
| 402 HOME Program | \$ 30,150 | \$ | 1,264,538 | \$ | 1,261,616 | \$ | 1,456,173 | 115.42% |
| 403 Unincorporated Stormwater Mgmt | \$ - | \$ | 55,000 | \$ | 4,040 | \$ | 223 | 5.53% |
| 404 Homeless Management Info Systems | \$ 18,026 | \$ | 227,366 | \$ | 143,485 | \$ | 80,126 | 55.84% |
| 405 Cost Share Drainage | \$ - | \$ | 189,403 | \$ | 74,617 | \$ | 97,192 | 130.25% |
| 406 OCR & Recovery Act Programs | \$ - | \$ | 55,552 | \$ | 55,444 | \$ | - | 0.00% |
| 407 Quality of Kane Grants | \$ - | \$ | 30,110 | \$ | 10,110 | \$ | 54 | 0.54% |
| 408 Neighborhood Stabilization Progr | \$ - | \$ | - | \$ | - | \$ | 34,680 | N/A |
| 409 Continuum of Care Planning Grant | \$ 6,058 | \$ | 87,429 | \$ | 85,091 | \$ | 24,765 | 29.10% |
| 410 Elgin CDBG | \$ 33,706 | \$ | 959,568 | \$ | 955,581 | \$ | 325,088 | 34.02% |
| 411 Emergency Rental Assistance | \$ - | \$ | - | \$ | - | \$ | 651,437 | N/A |
| 412 Emergency Rental Assistance #2 | \$ 4,659,946 | \$ | 7,935,693 | \$ | 4,659,947 | \$ | 9,494,999 | 203.76% |
| 413 CDBG-CV | \$ 1,345 | \$ | 551,800 | \$ | 550,770 | \$ | 482,566 | 87.62% |
| 414 Home - ARP | \$ 12,666 | \$ | 853,213 | \$ | 849,756 | \$ | 18,149 | 2.14% |
| 415 Homeless Prevention Program | \$ - | \$ | 246,230 | \$ | 246,230 | \$ | 228,814 | 92.93% |
| 425 Blighted Structure Demolition | \$ - | \$ | 120,000 | \$ | 120,000 | \$ | 12,734 | 10.61% |
| 435 Growing for Kane | \$ - | \$ | 177,140 | \$ | 140,140 | \$ | 126,042 | 89.94% |
| 520 Mill Creek Special Service Area | \$ 412,549 | \$ | 1,009,409 | \$ | 884,603 | \$ | 444,753 | 50.28% |
| 521 Bowes Creek Special Service Area | \$ - | \$ | 5 | \$ | 5 | \$ | 2 | 32.00% |
| 5300 Sunvale SBA SW 37 | \$ - | \$ | - | \$ | - | \$ | 3 | N/A |
| 5301 Middle Creek SBA SW38 | \$ - | \$ | - | \$ | - | \$ | 3 | N/A |
| 5302 Shirewood Farm SSA SW39 | \$ 55 | \$ | 110 | \$ | 110 | \$ | 55 | 50.33% |
| 5303 Ogden Gardens SBA SW40 | \$ - | \$ | - | \$ | - | \$ | 8 | N/A |
| 5304 Wildwood West SBA SW41 | \$ 238 | \$ | 665 | \$ | 665 | \$ | 354 | 53.24% |
| 5306 Cheval DeSelle Venetian SBA SW43 | \$ 980 | \$ | 2,200 | \$ | 2,200 | \$ | 1,056 | 48.02% |
| 5308 Plank Road Estates SBA SW45 | \$ 788 | \$ | 1,575 | \$ | 1,575 | \$ | 790 | 50.14% |
| 5310 Exposition View SBA SW47 | \$ 260 | \$ | 500 | \$ | 500 | \$ | 278 | 55.69% |
| 5311 Pasadena Drive SBA SW48 | \$ 475 | \$ | 3,872 | \$ | 1,300 | \$ | 854 | 65.72% |
| 5312 Tamara Dittman SBA SW 50 | \$ 607 | \$ | 1,215 | \$ | 1,215 | \$ | 607 | 49.98% |
| 5313 Church Molitor SSA SA 52 | \$ 2,000 | \$ | 3,334 | \$ | 3,334 | \$ | 2,000 | 60.00% |
| 5314 45W185 Plank Road SSA SW 54 | \$ - | \$ | 4,000 | \$ | 4,000 | \$ | 0 | 0.00% |

Kane County Revenue Report - Summary
Through June 30, 2023 (58.3% YTD)

| | Current Month Transactions | | Total Amended Budget | | Total Amended Budget excluding Cash on Hand | | YTD Actual Transactions | Total % Received |
|---------------------------------------|-------------------------------|-----------|-------------------------|-----------|---|-----------|----------------------------|------------------|
| 760 Debt Service | \$ 15,666 | \$ | 23,302,637 | \$ | 23,049,807 | \$ | 4,815,086 | 20.89% |
| 601 Public Building Commission | - | \$ | 11,240 | \$ | 11,240 | \$ | 1,396 | 12.42% |
| 610 Capital Improvement Debt Service | - | \$ | 202,202 | \$ | 3,540 | \$ | - | 0.00% |
| 620 Motor Fuel Tax Debt Service | - | \$ | 3,000 | \$ | 3,000 | \$ | 4 | 0.14% |
| 621 Transit Sales Tax Debt Service | - | \$ | 1,750 | \$ | 1,750 | \$ | 2 | 0.11% |
| 622 Recovery Zone Bond Debt Service | 15,666 | \$ | 135,187 | \$ | 135,187 | \$ | 54,141 | 40.05% |
| 623 JJC/AJC Refunding Debt Service | - | \$ | 3,076,121 | \$ | 3,076,121 | \$ | 3,042,454 | 98.91% |
| 624 Longmeadow Debt Service | - | \$ | 19,818,969 | \$ | 19,818,969 | \$ | 1,718,880 | 8.67% |
| 625 Longmeadow Debt Srv - Cap Int | - | \$ | 54,168 | \$ | - | \$ | (1,791) | N/A |
| 800 Other- Countywide Expenses | \$ 6,649,127 | \$ | 93,961,262 | \$ | 41,415,993 | \$ | 101,756,316 | 245.69% |
| 100 County Automation | 881 | \$ | 7,475 | \$ | 7,475 | \$ | 2,127 | 28.46% |
| 110 Illinois Municipal Retirement | 2,227,334 | \$ | 5,479,925 | \$ | 4,986,586 | \$ | 2,250,451 | 45.13% |
| 111 FICA/Social Security | 2,288,857 | \$ | 5,212,071 | \$ | 5,091,966 | \$ | 2,300,873 | 45.19% |
| 112 Special Reserve | - | \$ | 296,508 | \$ | 262,600 | \$ | 260,050 | 99.03% |
| 113 Emergency Reserve | - | \$ | 52,770 | \$ | 52,770 | \$ | 6,554 | 12.42% |
| 114 Property Tax Freeze Protection | - | \$ | 5,049,890 | \$ | 49,890 | \$ | 6,188 | 12.40% |
| 125 Public Safety Sales Tax | 177,553 | \$ | 2,042,600 | \$ | 2,042,600 | \$ | 885,632 | 43.36% |
| 127 Judicial Technology Sales Tax | 118,369 | \$ | 1,520,289 | \$ | 1,496,600 | \$ | 590,421 | 39.45% |
| 355 American Rescue Plan | - | \$ | 26,793,023 | \$ | - | \$ | 69,405,858 | N/A |
| 356 ARP Recoupment of Lost Revenue | - | \$ | 10 | \$ | 10 | \$ | 7,165,438 | 71,654,382.80% |
| 357 COVID Payroll Reimbursement | - | \$ | 11,228,467 | \$ | 100,000 | \$ | 20,512 | 20.51% |
| 358 FEMA PA Administration | - | \$ | 250,000 | \$ | - | \$ | 310 | N/A |
| 500 Capital Projects | 22,857 | \$ | 10,329,091 | \$ | 1,979,540 | \$ | 3,957,339 | 199.91% |
| 501 Judicial Facility Construction | 65,924 | \$ | 905,000 | \$ | 605,000 | \$ | 3,737,565 | 617.78% |
| 510 Capital Improvement Bond Const | - | \$ | 840 | \$ | 840 | \$ | - | 0.00% |
| 652 Health Insurance Fund | 1,747,352 | \$ | 24,793,303 | \$ | 24,740,116 | \$ | 11,166,997 | 45.14% |
| 900 Contingency | \$ - | \$ | 33,800 | \$ | 33,800 | \$ | 4,198 | 12.42% |
| 660 Working Cash | - | \$ | 33,800 | \$ | 33,800 | \$ | 4,198 | 12.42% |
| Grand Total | \$ 44,715,839 | \$ | 444,708,619 | \$ | 309,311,608 | \$ | 236,083,265 | 76.33% |

Kane County Expenditure Report - Summary
Through June 30, 2023 (58.3% YTD, 57.69% Payroll Expense through Pay Period Ending 06/24/2023)

| | Current Month Transactions | Total Amended Budget | Total Amended Budget | | YTD Actual Transactions | YTD Encumbrances | Total % Used |
|--------------------------------------|-------------------------------|-------------------------|-------------------------|---------------------|----------------------------|---------------------|--------------|
| | | | excluding Net Income | | | | |
| 010 County Board | \$ 120,039 | \$ 13,189,631 | \$ 12,208,906 | \$ 4,288,759 | \$ 13,190 | 35.13% | |
| 001 General Fund | \$ 107,532 | \$ 1,450,757 | \$ 1,450,757 | \$ 802,933 | \$ - | 55.35% | |
| 120 Grand Victoria Casino Elgin | \$ 2,742 | \$ 5,465,673 | \$ 4,484,948 | \$ 3,386,594 | \$ 49 | 75.51% | |
| 430 Farmland Preservation | \$ 9,764 | \$ 6,273,201 | \$ 6,273,201 | \$ 99,232 | \$ 13,141 | 1.58% | |
| 040 Finance | \$ 96,295 | \$ 1,570,239 | \$ 1,570,239 | \$ 784,114 | \$ 48,665 | 49.94% | |
| 001 General Fund | \$ 96,295 | \$ 1,570,239 | \$ 1,570,239 | \$ 784,114 | \$ 48,665 | 49.94% | |
| 060 Information Technologies | \$ 370,343 | \$ 7,339,264 | \$ 7,339,264 | \$ 3,382,550 | \$ 196,652 | 46.09% | |
| 001 General Fund | \$ 291,041 | \$ 5,114,094 | \$ 5,114,094 | \$ 2,216,794 | \$ 37,622 | 43.35% | |
| 101 Geographic Information Systems | \$ 77,427 | \$ 1,921,160 | \$ 1,921,160 | \$ 1,022,741 | \$ 109,988 | 53.24% | |
| 354 Mass Vaccination Fund | \$ - | \$ 2,510 | \$ 2,510 | \$ - | \$ - | 0.00% | |
| 385 IL Counties Information Mgmt | \$ 451 | \$ 4,000 | \$ 4,000 | \$ 603 | \$ - | 15.07% | |
| 390 Web Technical Services | \$ 1,424 | \$ 297,500 | \$ 297,500 | \$ 142,413 | \$ 49,042 | 47.87% | |
| 080 Building Management | \$ 600,045 | \$ 9,056,947 | \$ 9,056,947 | \$ 3,945,728 | \$ 348,022 | 43.57% | |
| 001 General Fund | \$ 600,045 | \$ 9,036,772 | \$ 9,036,772 | \$ 3,941,888 | \$ 348,022 | 43.62% | |
| 354 Mass Vaccination Fund | \$ - | \$ 20,175 | \$ 20,175 | \$ 3,840 | \$ - | 19.03% | |
| 120 Human Resource Management | \$ 173,952 | \$ 4,682,060 | \$ 4,682,060 | \$ 3,755,034 | \$ 22,659 | 80.20% | |
| 001 General Fund | \$ 22,231 | \$ 356,263 | \$ 356,263 | \$ 152,277 | \$ - | 42.74% | |
| 010 Insurance Liability | \$ 151,721 | \$ 4,324,813 | \$ 4,324,813 | \$ 3,602,757 | \$ 22,659 | 83.30% | |
| 246 Employee Events Fund | \$ - | \$ 984 | \$ 984 | \$ - | \$ - | 0.00% | |
| 140 County Auditor | \$ 21,304 | \$ 302,548 | \$ 302,548 | \$ 156,075 | \$ - | 51.59% | |
| 001 General Fund | \$ 21,304 | \$ 302,548 | \$ 302,548 | \$ 156,075 | \$ - | 51.59% | |

Kane County Expenditure Report - Summary
Through June 30, 2023 (58.3% YTD, 57.69% Payroll Expense through Pay Period Ending 06/24/2023)

| | Current Month | Total Amended | Total Amended | YTD Actual | YTD | Total % Used |
|---|---------------------|----------------------|----------------------|---------------------|------------------|---------------|
| | Transactions | Budget | Budget | Transactions | Encumbrances | |
| | | | excluding Net | | | |
| | | | Income | | | |
| 150 Treasurer/Collector | \$ 71,099 | \$ 1,064,403 | \$ 1,064,403 | \$ 534,311 | \$ 1,455 | 50.20% |
| 001 General Fund | \$ 61,601 | \$ 890,829 | \$ 890,829 | \$ 511,414 | \$ 1,455 | 57.41% |
| 150 Tax Sale Automation | \$ 9,498 | \$ 152,574 | \$ 152,574 | \$ 22,898 | \$ - | 15.01% |
| 268 Sale & Error | \$ - | \$ 21,000 | \$ 21,000 | \$ - | \$ - | 0.00% |
| 170 Supervisor of Assessments | \$ 115,548 | \$ 1,426,886 | \$ 1,426,886 | \$ 683,544 | \$ 4,291 | 47.90% |
| 001 General Fund | \$ 115,548 | \$ 1,426,886 | \$ 1,426,886 | \$ 683,544 | \$ 4,291 | 47.90% |
| 190 County Clerk | \$ 179,021 | \$ 5,691,699 | \$ 5,543,366 | \$ 2,089,818 | \$ 20,832 | 37.70% |
| 001 General Fund | \$ 175,472 | \$ 4,594,475 | \$ 4,594,475 | \$ 2,024,982 | \$ 20,832 | 44.07% |
| 160 Vital Records Automation | \$ 3,549 | \$ 247,224 | \$ 98,891 | \$ 64,836 | \$ - | 65.56% |
| 161 Election Equipment Fund | \$ - | \$ 850,000 | \$ 850,000 | \$ - | \$ - | 0.00% |
| 210 Recorder | \$ 67,454 | \$ 2,117,814 | \$ 2,117,814 | \$ 892,463 | \$ - | 42.14% |
| 001 General Fund | \$ 56,048 | \$ 893,038 | \$ 893,038 | \$ 414,423 | \$ - | 46.41% |
| 170 Recorder's Automation | \$ 11,407 | \$ 1,224,776 | \$ 1,224,776 | \$ 478,040 | \$ - | 39.03% |
| 230 Regional Office of Education | \$ 31,853 | \$ 471,354 | \$ 471,354 | \$ 254,923 | \$ - | 54.08% |
| 001 General Fund | \$ 31,853 | \$ 471,354 | \$ 471,354 | \$ 254,923 | \$ - | 54.08% |
| 240 Judiciary and Courts | \$ 307,853 | \$ 4,433,992 | \$ 4,426,642 | \$ 2,210,205 | \$ - | 49.93% |
| 001 General Fund | \$ 296,567 | \$ 4,212,154 | \$ 4,212,154 | \$ 2,113,004 | \$ - | 50.16% |
| 195 Children's Waiting Room | \$ 11,286 | \$ 144,755 | \$ 144,755 | \$ 94,287 | \$ - | 65.14% |
| 196 D.U.I. | \$ - | \$ 12,580 | \$ 5,230 | \$ - | \$ - | 0.00% |
| 197 Foreclosure Mediation Fund | \$ - | \$ 61,503 | \$ 61,503 | \$ 2,913 | \$ - | 4.74% |
| 492 Marriage Fees | \$ - | \$ 3,000 | \$ 3,000 | \$ - | \$ - | 0.00% |
| 250 Circuit Clerk | \$ 464,767 | \$ 8,935,036 | \$ 8,733,185 | \$ 3,365,537 | \$ - | 38.54% |
| 001 General Fund | \$ 346,636 | \$ 6,172,640 | \$ 6,172,640 | \$ 2,489,059 | \$ - | 40.32% |
| 200 Court Automation | \$ 34,498 | \$ 1,028,542 | \$ 1,028,542 | \$ 256,942 | \$ - | 24.98% |
| 201 Court Document Storage | \$ 41,111 | \$ 825,050 | \$ 721,711 | \$ 280,097 | \$ - | 38.81% |
| 202 Child Support | \$ 8,484 | \$ 182,195 | \$ 182,195 | \$ 69,379 | \$ - | 38.08% |
| 203 Circuit Clerk Admin Services | \$ 17,790 | \$ 406,825 | \$ 373,813 | \$ 139,514 | \$ - | 37.32% |
| 204 Circuit Clk Electronic Citation | \$ 16,249 | \$ 244,284 | \$ 244,284 | \$ 130,546 | \$ - | 53.44% |
| 205 Circuit Ct Clerk Op and Admin | \$ - | \$ 75,500 | \$ 10,000 | \$ - | \$ - | 0.00% |
| 300 State's Attorney | \$ 1,198,295 | \$ 16,700,177 | \$ 16,501,084 | \$ 8,148,081 | \$ 1,539 | 49.38% |
| 001 General Fund | \$ 710,696 | \$ 10,532,577 | \$ 10,532,577 | \$ 5,302,521 | \$ 759 | 50.34% |
| 010 Insurance Liability | \$ 172,640 | \$ 2,401,169 | \$ 2,401,169 | \$ 1,063,486 | \$ - | 44.29% |
| 220 Title IV-D | \$ 45,209 | \$ 898,804 | \$ 898,804 | \$ 390,235 | \$ - | 43.42% |
| 221 Drug Prosecution | \$ 38,776 | \$ 379,897 | \$ 379,897 | \$ 229,229 | \$ - | 60.34% |
| 222 Victim Coordinator Services | \$ 21,039 | \$ 161,246 | \$ 161,246 | \$ 133,679 | \$ - | 82.90% |
| 223 Domestic Violence | \$ 23,791 | \$ 356,726 | \$ 356,000 | \$ 136,141 | \$ - | 38.24% |
| 230 Child Advocacy Center | \$ 126,087 | \$ 1,764,414 | \$ 1,566,047 | \$ 796,180 | \$ - | 50.84% |
| 231 Equitable Sharing Program | \$ - | \$ 25,000 | \$ 25,000 | \$ - | \$ 780 | 0.00% |
| 232 State's Atty Records Automation | \$ 3,752 | \$ 75,334 | \$ 75,334 | \$ 27,760 | \$ - | 36.85% |
| 234 Drug Asset Forfeiture | \$ - | \$ 50,000 | \$ 50,000 | \$ - | \$ - | 0.00% |
| 235 State's Attorney Employee Events | \$ - | \$ 10 | \$ 10 | \$ - | \$ - | 0.00% |
| 237 Money Laundering - State's Atty | \$ - | \$ 5,000 | \$ 5,000 | \$ - | \$ - | 0.00% |
| 490 Kane County Law Enforcement | \$ 56,304 | \$ 50,000 | \$ 50,000 | \$ 68,850 | \$ - | 137.70% |
| 360 Public Defender | \$ 340,953 | \$ 4,821,580 | \$ 4,821,580 | \$ 2,555,403 | \$ - | 53.00% |
| 001 General Fund | \$ 340,953 | \$ 4,820,580 | \$ 4,820,580 | \$ 2,555,403 | \$ - | 53.01% |
| 244 Public Defender Rec Automation | \$ - | \$ 1,000 | \$ 1,000 | \$ - | \$ - | 0.00% |
| 370 Law Library | \$ 20,214 | \$ 291,071 | \$ 228,629 | \$ 123,468 | \$ - | 54.00% |
| 250 Law Library | \$ 20,214 | \$ 291,071 | \$ 228,629 | \$ 123,468 | \$ - | 54.00% |

Kane County Expenditure Report - Summary
Through June 30, 2023 (58.3% YTD, 57.69% Payroll Expense through Pay Period Ending 06/24/2023)

| | Current Month Transactions | Total Amended Budget | Total Amended Budget | | YTD Actual Transactions | YTD Encumbrances | Total % Used |
|---------------------------------------|-------------------------------|-------------------------|-------------------------|----------------------|----------------------------|---------------------|---------------|
| | | | excl. Net Income | excl. Net Income | | | |
| 380 Sheriff | \$ 3,381,197 | \$ 41,699,570 | \$ 41,679,570 | \$ 41,679,570 | \$ 22,923,550 | \$ 1,443,338 | 55.00% |
| 001 General Fund | \$ 3,046,544 | \$ 39,336,098 | \$ 39,336,098 | \$ 39,336,098 | \$ 21,834,243 | \$ 292,537 | 55.51% |
| 128 Sheriff's Vehicle & Equipment | \$ 311,023 | \$ 1,364,142 | \$ 1,364,142 | \$ 1,364,142 | \$ 837,167 | \$ 1,108,853 | 61.37% |
| 247 EMA Volunteer Fund | \$ - | \$ - | \$ - | \$ - | \$ 1,134 | \$ - | N/A |
| 249 Bomb Squad SWAT | \$ - | \$ 5,000 | \$ 5,000 | \$ 5,000 | \$ - | \$ - | 0.00% |
| 251 Canteen Commission | \$ - | \$ 650,000 | \$ 650,000 | \$ 650,000 | \$ - | \$ - | 0.00% |
| 252 Sheriff DEF Federal - DOJ | \$ - | \$ 10,000 | \$ 10,000 | \$ 10,000 | \$ 26,925 | \$ - | 269.25% |
| 253 County Sheriff DEF Local | \$ - | \$ 20,000 | \$ 20,000 | \$ 20,000 | \$ - | \$ - | 0.00% |
| 254 FATS | \$ - | \$ 6,000 | \$ 6,000 | \$ 6,000 | \$ - | \$ - | 0.00% |
| 255 K-9 Unit | \$ - | \$ 30,000 | \$ 30,000 | \$ 30,000 | \$ - | \$ - | 0.00% |
| 256 Vehicle Maintenance/Purchase | \$ - | \$ 1,200 | \$ 1,200 | \$ 1,200 | \$ - | \$ - | 0.00% |
| 257 Sheriff DUI Fund | \$ - | \$ 32,000 | \$ 32,000 | \$ 32,000 | \$ - | \$ - | 0.00% |
| 258 Sheriff's Office Money Laundering | \$ - | \$ 5,000 | \$ 5,000 | \$ 5,000 | \$ - | \$ - | 0.00% |
| 259 Transportation Safety Highway HB | \$ - | \$ 20,000 | \$ - | \$ - | \$ - | \$ - | N/A |
| 262 AJF Medical Cost | \$ - | \$ 25,040 | \$ 25,040 | \$ 25,040 | \$ - | \$ - | 0.00% |
| 263 Sheriff Civil Operations | \$ - | \$ 20,000 | \$ 20,000 | \$ 20,000 | \$ - | \$ - | 0.00% |
| 264 Cannabis Regulation - Local | \$ 8,929 | \$ 90,090 | \$ 90,090 | \$ 90,090 | \$ 66,479 | \$ - | 73.79% |
| 265 Sheriff DEF Federal - Treasury | \$ 67 | \$ 50,000 | \$ 50,000 | \$ 50,000 | \$ 55,500 | \$ 41,948 | 111.00% |
| 702 Sheriff's Detail Escrow | \$ 14,634 | \$ 35,000 | \$ 35,000 | \$ 35,000 | \$ 102,102 | \$ - | 291.72% |
| 420 Merit Commission | \$ 5,471 | \$ 102,957 | \$ 102,957 | \$ 102,957 | \$ 46,784 | \$ - | 45.44% |
| 001 General Fund | \$ 5,471 | \$ 102,957 | \$ 102,957 | \$ 102,957 | \$ 46,784 | \$ - | 45.44% |
| 425 Kane Comm | \$ 281,136 | \$ 2,512,716 | \$ 2,510,997 | \$ 2,510,997 | \$ 1,490,141 | \$ 19,812 | 59.34% |
| 269 Kane Comm | \$ 281,136 | \$ 2,512,716 | \$ 2,510,997 | \$ 2,510,997 | \$ 1,490,141 | \$ 19,812 | 59.34% |

Kane County Expenditure Report - Summary
Through June 30, 2023 (58.3% YTD, 57.69% Payroll Expense through Pay Period Ending 06/24/2023)

| | Current Month Transactions | Total Amended Budget | Total Amended Budget | | YTD Actual Transactions | YTD Encumbrances | Total % Used |
|--|-------------------------------|-------------------------|-------------------------|----------------------|----------------------------|---------------------|--------------|
| | | | excl. Net Income | YTD Actual Income | | | |
| 430 Court Services | \$ 1,254,728 | \$ 16,715,310 | \$ 16,715,210 | \$ 9,001,052 | \$ (2,258) | 53.85% | |
| 001 General Fund | \$ 1,143,762 | \$ 14,394,893 | \$ 14,394,893 | \$ 8,010,432 | \$ (2,626) | 55.65% | |
| 270 Probation Services | \$ 89,003 | \$ 1,607,100 | \$ 1,607,100 | \$ 792,860 | \$ - | 49.33% | |
| 271 Substance Abuse Screening | \$ 4,990 | \$ 80,000 | \$ 80,000 | \$ 21,946 | \$ 316 | 27.43% | |
| 273 Drug Court Special Resources | \$ 16,973 | \$ 622,517 | \$ 622,517 | \$ 175,577 | \$ 53 | 28.20% | |
| 276 Probation Victim Services | \$ - | \$ 10,000 | \$ 10,000 | \$ - | \$ - | 0.00% | |
| 278 Juvenile Justice Donation Fund | \$ - | \$ 700 | \$ 700 | \$ 239 | \$ - | 34.11% | |
| 759 Court Svcs Employee Education | \$ - | \$ 100 | \$ - | \$ - | \$ - | N/A | |
| 490 Coroner | \$ 145,829 | \$ 1,720,223 | \$ 1,720,213 | \$ 959,736 | \$ 48,164 | 55.79% | |
| 001 General Fund | \$ 132,369 | \$ 1,515,405 | \$ 1,515,405 | \$ 894,538 | \$ - | 59.03% | |
| 289 Coroner Administration | \$ 13,461 | \$ 204,808 | \$ 204,808 | \$ 65,198 | \$ 48,164 | 31.83% | |
| 701 Elder Fatality Review Team | \$ - | \$ 10 | \$ - | \$ - | \$ - | N/A | |
| 500 Animal Control | \$ 84,955 | \$ 1,029,940 | \$ 1,029,940 | \$ 596,858 | \$ 10,846 | 57.95% | |
| 290 Animal Control | \$ 84,955 | \$ 1,029,940 | \$ 1,029,940 | \$ 596,858 | \$ 10,846 | 57.95% | |
| 510 Emergency Management Services | \$ 24,961 | \$ 742,805 | \$ 742,255 | \$ 226,442 | \$ - | 30.51% | |
| 001 General Fund | \$ 24,961 | \$ 735,605 | \$ 735,605 | \$ 225,264 | \$ - | 30.62% | |
| 247 EMA Volunteer Fund | \$ - | \$ 3,200 | \$ 2,800 | \$ 98 | \$ - | 3.52% | |
| 248 KC Emergency Planning | \$ - | \$ 4,000 | \$ 3,850 | \$ 1,080 | \$ - | 28.04% | |
| 520 Transportation | \$ 6,730,728 | \$ 136,604,243 | \$ 136,604,243 | \$ 19,361,861 | \$ 121,996,677 | 14.17% | |
| 300 County Highway | \$ 674,555 | \$ 9,817,609 | \$ 9,817,609 | \$ 3,749,127 | \$ 3,275,742 | 38.19% | |
| 301 County Bridge | \$ 129,295 | \$ 331,195 | \$ 331,195 | \$ 241,272 | \$ 243,040 | 72.85% | |
| 302 Motor Fuel Tax | \$ 2,647,601 | \$ 38,280,439 | \$ 38,280,439 | \$ 5,955,218 | \$ 32,174,122 | 15.56% | |
| 303 County Highway Matching | \$ - | \$ 88,248 | \$ 88,248 | \$ 81,850 | \$ - | 92.75% | |
| 304 Motor Fuel Local Option | \$ 1,366,870 | \$ 13,180,000 | \$ 13,180,000 | \$ 2,504,026 | \$ 14,107,393 | 19.00% | |
| 305 Transportation Sales Tax | \$ 1,031,203 | \$ 45,400,565 | \$ 45,400,565 | \$ 5,010,579 | \$ 64,136,700 | 11.04% | |
| 515 Longmeadow Bond Construction | \$ - | \$ 18,302,263 | \$ 18,302,263 | \$ - | \$ - | 0.00% | |
| 540 Transportation Capital | \$ 5,249 | \$ 209,000 | \$ 209,000 | \$ 8,310 | \$ 243,052 | 3.98% | |
| 550 Aurora Area Impact Fees | \$ - | \$ 250 | \$ 250 | \$ - | \$ - | 0.00% | |
| 551 Campton Hills Impact Fees | \$ - | \$ 250 | \$ 250 | \$ - | \$ - | 0.00% | |
| 552 Greater Elgin Impact Fees | \$ - | \$ 427,117 | \$ 427,117 | \$ 130,016 | \$ 88,539 | 30.44% | |
| 553 Northwest Impact Fees | \$ - | \$ 345,000 | \$ 345,000 | \$ - | \$ - | 0.00% | |
| 554 Southwest Impact Fees | \$ - | \$ 113,270 | \$ 113,270 | \$ - | \$ - | 0.00% | |
| 555 Tri-Cities Impact Fees | \$ - | \$ 4,600 | \$ 4,600 | \$ - | \$ - | 0.00% | |
| 556 Upper Fox Impact Fees | \$ - | \$ 251,000 | \$ 251,000 | \$ - | \$ 133,282 | 0.00% | |
| 557 West Central Impact Fees | \$ - | \$ 41,400 | \$ 41,400 | \$ - | \$ - | 0.00% | |
| 558 North Impact Fees | \$ 866,443 | \$ 3,060,000 | \$ 3,060,000 | \$ 1,655,043 | \$ 2,516,963 | 54.09% | |
| 559 Central Impact Fees | \$ - | \$ 2,381,000 | \$ 2,381,000 | \$ 8,777 | \$ 5,110 | 0.37% | |
| 560 South Impact Fees | \$ 9,512 | \$ 4,371,037 | \$ 4,371,037 | \$ 17,644 | \$ 5,072,735 | 0.40% | |

Kane County Expenditure Report - Summary
Through June 30, 2023 (58.3% YTD, 57.69% Payroll Expense through Pay Period Ending 06/24/2023)

| | | | Total Amended Budget | | | | YTD Encumbrances | Total % Used |
|---------------------------------------|-------------------------------|-------------------------|-------------------------|----------------------------|------------|--|---------------------|--------------|
| | Current Month Transactions | Total Amended Budget | excluding Net Income | YTD Actual Transactions | | | | |
| 580 Health | \$ 830,648 | \$ 11,479,430 | \$ 11,479,430 | \$ 4,807,784 | \$ 445,591 | | 41.88% | |
| 350 County Health | \$ 823,007 | \$ 10,893,346 | \$ 10,893,346 | \$ 4,722,604 | \$ 444,478 | | 43.35% | |
| 351 Kane Kares | \$ 7,641 | \$ 586,084 | \$ 586,084 | \$ 85,180 | \$ 1,113 | | 14.53% | |
| 660 Veterans' Commission | \$ 39,204 | \$ 573,999 | \$ 573,999 | \$ 249,294 | \$ - | | 43.43% | |
| 380 Veterans' Commission | \$ 39,204 | \$ 573,999 | \$ 573,999 | \$ 249,294 | \$ - | | 43.43% | |
| 670 Environmental Management | \$ 133,816 | \$ 1,334,582 | \$ 1,182,023 | \$ 578,303 | \$ 13,498 | | 48.92% | |
| 001 General Fund | \$ 45,949 | \$ 618,810 | \$ 618,810 | \$ 342,696 | \$ 64 | | 55.38% | |
| 420 Stormwater Management | \$ 65,936 | \$ 236,661 | \$ 236,661 | \$ 72,260 | \$ - | | 30.53% | |
| 421 Elec Agg Civic Contribution | \$ - | \$ 254,648 | \$ 102,089 | \$ 48,451 | \$ - | | 47.46% | |
| 650 Enterprise Surcharge | \$ 21,930 | \$ 223,463 | \$ 223,463 | \$ 114,896 | \$ 13,434 | | 51.42% | |
| 751 Subdivision Review Escrow | \$ - | \$ 1,000 | \$ 1,000 | \$ - | \$ - | | 0.00% | |
| 690 Development | \$ 575,032 | \$ 17,499,200 | \$ 12,839,248 | \$ 7,226,000 | \$ 217,817 | | 56.28% | |
| 001 General Fund | \$ 94,529 | \$ 1,339,428 | \$ 1,339,428 | \$ 719,947 | \$ - | | 53.75% | |
| 400 Economic Development | \$ 11,593 | \$ 357,084 | \$ 357,084 | \$ 61,160 | \$ - | | 17.13% | |
| 401 Community Dev Block Program | \$ 326,866 | \$ 2,022,761 | \$ 2,022,761 | \$ 1,097,718 | \$ 102 | | 54.27% | |
| 402 HOME Program | \$ 8,700 | \$ 1,264,538 | \$ 1,264,538 | \$ 1,441,302 | \$ 60 | | 113.98% | |
| 403 Unincorporated Stormwater Mgmt | \$ - | \$ 55,000 | \$ 55,000 | \$ - | \$ - | | 0.00% | |
| 404 Homeless Management Info Systems | \$ 10,940 | \$ 227,366 | \$ 227,366 | \$ 115,793 | \$ 42 | | 50.93% | |
| 405 Cost Share Drainage | \$ 5,240 | \$ 189,403 | \$ 189,403 | \$ 33,347 | \$ 70,606 | | 17.61% | |
| 406 OCR & Recovery Act Programs | \$ 460 | \$ 55,552 | \$ 55,552 | \$ 717 | \$ - | | 1.29% | |
| 407 Quality of Kane Grants | \$ - | \$ 30,110 | \$ 30,110 | \$ - | \$ - | | 0.00% | |
| 409 Continuum of Care Planning Grant | \$ 4,026 | \$ 87,429 | \$ 87,429 | \$ 42,092 | \$ 32 | | 48.14% | |
| 410 Elgin CDBG | \$ 5,473 | \$ 959,568 | \$ 959,568 | \$ 360,168 | \$ 28 | | 37.53% | |
| 412 Emergency Rental Assistance #2 | \$ 12,333 | \$ 7,935,693 | \$ 3,275,746 | \$ 2,398,776 | \$ 28 | | 73.23% | |
| 413 CDBG-CV | \$ 483 | \$ 551,800 | \$ 551,800 | \$ 482,888 | \$ 7 | | 87.51% | |
| 414 Home - ARP | \$ 13,617 | \$ 853,213 | \$ 853,213 | \$ 20,773 | \$ 4 | | 2.43% | |
| 415 Homeless Prevention Program | \$ 15,858 | \$ 246,230 | \$ 246,230 | \$ 180,055 | \$ - | | 73.12% | |
| 425 Blighted Structure Demolition | \$ - | \$ 120,000 | \$ 120,000 | \$ 3,114 | \$ - | | 2.60% | |
| 435 Growing for Kane | \$ 1,440 | \$ 177,140 | \$ 177,140 | \$ 8,593 | \$ - | | 4.85% | |
| 520 Mill Creek Special Service Area | \$ 63,476 | \$ 1,009,409 | \$ 1,009,409 | \$ 259,556 | \$ 146,908 | | 25.71% | |
| 521 Bowes Creek Special Service Area | \$ - | \$ 5 | \$ - | \$ - | \$ - | | N/A | |
| 5302 Shirewood Farm SSA SW39 | \$ - | \$ 110 | \$ 110 | \$ - | \$ - | | 0.00% | |
| 5304 Wildwood West SBA SW41 | \$ - | \$ 665 | \$ 665 | \$ - | \$ - | | 0.00% | |
| 5306 Cheval DeSelle Venetian SBA SW43 | \$ - | \$ 2,200 | \$ 2,200 | \$ - | \$ - | | 0.00% | |
| 5308 Plank Road Estates SBA SW45 | \$ - | \$ 1,575 | \$ 1,575 | \$ - | \$ - | | 0.00% | |
| 5310 Exposition View SBA SW47 | \$ - | \$ 500 | \$ 500 | \$ - | \$ - | | 0.00% | |
| 5311 Pasadena Drive SBA SW48 | \$ - | \$ 3,872 | \$ 3,872 | \$ - | \$ - | | 0.00% | |
| 5312 Tamara Dittman SBA SW 50 | \$ - | \$ 1,215 | \$ 1,215 | \$ - | \$ - | | 0.00% | |
| 5313 Church Molitor SSA SA 52 | \$ - | \$ 3,334 | \$ 3,334 | \$ - | \$ - | | 0.00% | |
| 5314 45W185 Plank Road SSA SW 54 | \$ - | \$ 4,000 | \$ 4,000 | \$ - | \$ - | | 0.00% | |

Kane County Expenditure Report - Summary
Through June 30, 2023 (58.3% YTD, 57.69% Payroll Expense through Pay Period Ending 06/24/2023)

| | Current Month Transactions | Total Amended Budget | Total Amended Budget | | YTD Actual Transactions | YTD Encumbrances | Total % Used |
|---------------------------------------|-------------------------------|-------------------------|-------------------------|-----------------------|----------------------------|---------------------|---------------|
| | | | excl. Net Income | excl. Net Income | | | |
| 760 Debt Service | \$ 137,250 | \$ 23,302,637 | \$ 23,274,694 | \$ 23,274,694 | \$ 3,257,282 | \$ - | 13.99% |
| 601 Public Building Commission | \$ - | \$ 11,240 | \$ - | \$ - | \$ - | \$ - | N/A |
| 610 Capital Improvement Debt Service | \$ 101,101 | \$ 202,202 | \$ 202,202 | \$ 202,202 | \$ 202,202 | \$ - | 100.00% |
| 620 Motor Fuel Tax Debt Service | \$ - | \$ 3,000 | \$ - | \$ - | \$ - | \$ - | N/A |
| 621 Transit Sales Tax Debt Service | \$ - | \$ 1,750 | \$ - | \$ - | \$ - | \$ - | N/A |
| 622 Recovery Zone Bond Debt Service | \$ 22,764 | \$ 135,187 | \$ 123,234 | \$ 123,234 | \$ 123,234 | \$ - | 100.00% |
| 623 JJC/AJC Refunding Debt Service | \$ 13,386 | \$ 3,076,121 | \$ 3,076,121 | \$ 2,931,846 | \$ - | \$ - | 95.31% |
| 624 Longmeadow Debt Service | \$ - | \$ 19,818,969 | \$ 19,818,969 | \$ - | \$ - | \$ - | 0.00% |
| 625 Longmeadow Debt Srv - Cap Int | \$ - | \$ 54,168 | \$ 54,168 | \$ - | \$ - | \$ - | 0.00% |
| 800 Other- Countywide Expenses | \$ 3,636,791 | \$ 102,791,337 | \$ 101,805,950 | \$ 101,805,950 | \$ 56,816,483 | \$ 5,077,946 | 55.81% |
| 001 General Fund | \$ 304,634 | \$ 8,830,075 | \$ 8,830,075 | \$ 7,467,741 | \$ 306,175 | \$ - | 84.57% |
| 100 County Automation | \$ - | \$ 7,475 | \$ 7,475 | \$ - | \$ - | \$ - | 0.00% |
| 110 Illinois Municipal Retirement | \$ 452,040 | \$ 5,479,925 | \$ 5,479,925 | \$ 3,161,881 | \$ - | \$ - | 57.70% |
| 111 FICA/Social Security | \$ 379,775 | \$ 5,212,071 | \$ 5,212,071 | \$ 2,846,511 | \$ - | \$ - | 54.61% |
| 112 Special Reserve | \$ - | \$ 296,508 | \$ 33,908 | \$ 33,908 | \$ - | \$ - | 100.00% |
| 113 Emergency Reserve | \$ - | \$ 52,770 | \$ - | \$ - | \$ - | \$ - | N/A |
| 114 Property Tax Freeze Protection | \$ 9,776 | \$ 5,049,890 | \$ 5,009,776 | \$ 5,009,776 | \$ - | \$ - | 100.00% |
| 125 Public Safety Sales Tax | \$ 170,677 | \$ 2,042,600 | \$ 2,042,600 | \$ 1,120,149 | \$ 415,666 | \$ - | 54.84% |
| 127 Judicial Technology Sales Tax | \$ 62,822 | \$ 1,520,289 | \$ 1,496,236 | \$ 937,500 | \$ - | \$ - | 62.66% |
| 355 American Rescue Plan | \$ 244,827 | \$ 26,793,023 | \$ 26,793,023 | \$ 9,359,533 | \$ - | \$ - | 34.93% |
| 356 ARP Recoupment of Lost Revenue | \$ - | \$ 10 | \$ - | \$ 2,907,342 | \$ - | \$ - | N/A |
| 357 COVID Payroll Reimbursement | \$ - | \$ 11,228,467 | \$ 11,228,467 | \$ 11,228,467 | \$ - | \$ - | 100.00% |
| 358 FEMA PA Administration | \$ 101,332 | \$ 250,000 | \$ 250,000 | \$ 101,332 | \$ - | \$ - | 40.53% |
| 500 Capital Projects | \$ 347,796 | \$ 10,329,091 | \$ 10,329,091 | \$ 3,083,036 | \$ 4,356,105 | \$ - | 29.85% |
| 501 Judicial Facility Construction | \$ - | \$ 905,000 | \$ 300,000 | \$ 68,054 | \$ - | \$ - | 22.68% |
| 510 Capital Improvement Bond Const | \$ - | \$ 840 | \$ - | \$ - | \$ - | \$ - | N/A |
| 652 Health Insurance Fund | \$ 1,563,112 | \$ 24,793,303 | \$ 24,793,303 | \$ 9,491,253 | \$ - | \$ - | 38.28% |
| 900 Contingency | \$ - | \$ 4,504,969 | \$ 4,471,169 | \$ - | \$ - | \$ - | 0.00% |
| 001 General Fund | \$ - | \$ 4,471,169 | \$ 4,471,169 | \$ - | \$ - | \$ - | 0.00% |
| 660 Working Cash | \$ - | \$ 33,800 | \$ - | \$ - | \$ - | \$ - | N/A |
| Grand Total | \$ 21,440,781 | \$ 444,708,619 | \$ 437,226,805 | \$ 164,711,583 | \$ 129,928,735 | \$ - | 37.67% |

Kane County Expenditure Report - Detail
Through June 30, 2023 (58.3% YTD, 57.69% Payroll Expense through Pay Period Ending 06/24/2023)

| | Current Month | Total Amended | Total Amended | YTD Actual | YTD | Total % Used |
|--|---------------|---------------|---------------|--------------|--------------|--------------|
| | Transactions | Budget | excluding Net | Transactions | Encumbrances | |
| | | | Income | | | |
| 010 County Board | \$ 120,039 | \$ 13,189,631 | \$ 12,208,906 | \$ 4,288,759 | \$ 13,190 | 35.13% |
| 001 General Fund | \$ 107,532 | \$ 1,450,757 | \$ 1,450,757 | \$ 802,933 | \$ - | 55.35% |
| Personnel Services- Salaries & Wages | \$ 77,214 | \$ 1,002,558 | \$ 1,002,558 | \$ 579,342 | \$ - | 57.79% |
| Personnel Services- Employee Benefits | \$ 28,384 | \$ 261,524 | \$ 261,524 | \$ 199,601 | \$ - | 76.32% |
| Contractual Services | \$ 1,499 | \$ 175,575 | \$ 175,575 | \$ 14,558 | \$ - | 8.29% |
| Commodities | \$ 434 | \$ 11,100 | \$ 11,100 | \$ 9,433 | \$ - | 84.98% |
| 120 Grand Victoria Casino Elgin | \$ 2,742 | \$ 5,465,673 | \$ 4,484,948 | \$ 3,386,594 | \$ 49 | 75.51% |
| Personnel Services- Salaries & Wages | \$ 1,719 | \$ 47,647 | \$ 47,647 | \$ 31,111 | \$ - | 65.29% |
| Personnel Services- Employee Benefits | \$ 700 | \$ 64,766 | \$ 64,766 | \$ 21,093 | \$ - | 32.57% |
| Contractual Services | \$ 224 | \$ 1,689,107 | \$ 1,689,107 | \$ 652,666 | \$ 49 | 38.64% |
| Commodities | \$ 42 | \$ 6,814 | \$ 6,814 | \$ 6,521 | \$ - | 95.69% |
| Contingency and Other | \$ - | \$ 980,725 | \$ - | \$ - | \$ - | N/A |
| Transfers Out | \$ 59 | \$ 2,676,614 | \$ 2,676,614 | \$ 2,675,204 | \$ - | 99.95% |
| 430 Farmland Preservation | \$ 9,764 | \$ 6,273,201 | \$ 6,273,201 | \$ 99,232 | \$ 13,141 | 1.58% |
| Personnel Services- Salaries & Wages | \$ 1,110 | \$ 92,079 | \$ 92,079 | \$ 19,376 | \$ - | 21.04% |
| Personnel Services- Employee Benefits | \$ 290 | \$ 13,614 | \$ 13,614 | \$ 2,948 | \$ - | 21.65% |
| Contractual Services | \$ 8,364 | \$ 400,771 | \$ 400,771 | \$ 23,267 | \$ 13,141 | 5.81% |
| Capital | \$ - | \$ 5,713,096 | \$ 5,713,096 | \$ - | \$ - | 0.00% |
| Transfers Out | \$ - | \$ 53,641 | \$ 53,641 | \$ 53,641 | \$ - | 100.00% |
| 040 Finance | \$ 96,295 | \$ 1,570,239 | \$ 1,570,239 | \$ 784,114 | \$ 48,665 | 49.94% |
| 001 General Fund | \$ 96,295 | \$ 1,570,239 | \$ 1,570,239 | \$ 784,114 | \$ 48,665 | 49.94% |
| Personnel Services- Salaries & Wages | \$ 66,497 | \$ 1,093,215 | \$ 1,093,215 | \$ 539,613 | \$ - | 49.36% |
| Personnel Services- Employee Benefits | \$ 15,585 | \$ 293,573 | \$ 293,573 | \$ 116,819 | \$ - | 39.79% |
| Contractual Services | \$ 14,177 | \$ 177,907 | \$ 177,907 | \$ 124,295 | \$ 48,665 | 69.87% |
| Commodities | \$ 36 | \$ 5,544 | \$ 5,544 | \$ 3,386 | \$ - | 61.08% |

Kane County Expenditure Report - Detail
Through June 30, 2023 (58.3% YTD, 57.69% Payroll Expense through Pay Period Ending 06/24/2023)

| | Current Month Transactions | Total Amended Budget | Total Amended Budget excluding Net Income | YTD Actual Transactions | YTD Encumbrances | Total % Used |
|---|-------------------------------|-------------------------|--|----------------------------|---------------------|--------------|
| 060 Information Technologies | \$ 370,343 | \$ 7,339,264 | \$ 7,339,264 | \$ 3,382,550 | \$ 196,652 | 46.09% |
| 001 General Fund | \$ 291,041 | \$ 5,114,094 | \$ 5,114,094 | \$ 2,216,794 | \$ 37,622 | 43.35% |
| Personnel Services- Salaries & Wages | \$ 229,184 | \$ 3,252,646 | \$ 3,252,646 | \$ 1,704,671 | \$ - | 52.41% |
| Personnel Services- Employee Benefits | \$ 50,767 | \$ 740,409 | \$ 740,409 | \$ 337,892 | \$ - | 45.64% |
| Contractual Services | \$ 3,330 | \$ 1,000,089 | \$ 1,000,089 | \$ 128,796 | \$ 18,821 | 12.88% |
| Commodities | \$ 7,760 | \$ 120,950 | \$ 120,950 | \$ 45,434 | \$ 18,801 | 37.56% |
| 101 Geographic Information Systems | \$ 77,427 | \$ 1,921,160 | \$ 1,921,160 | \$ 1,022,741 | \$ 109,988 | 53.24% |
| Personnel Services- Salaries & Wages | \$ 55,143 | \$ 800,756 | \$ 800,756 | \$ 412,800 | \$ - | 51.55% |
| Personnel Services- Employee Benefits | \$ 18,615 | \$ 262,802 | \$ 262,802 | \$ 133,809 | \$ - | 50.92% |
| Contractual Services | \$ - | \$ 685,514 | \$ 685,514 | \$ 429,079 | \$ 103,284 | 62.59% |
| Commodities | \$ 3,669 | \$ 39,200 | \$ 39,200 | \$ 7,242 | \$ - | 18.47% |
| Capital | \$ - | \$ 99,272 | \$ 99,272 | \$ 6,195 | \$ 6,704 | 6.24% |
| Transfers Out | \$ - | \$ 33,616 | \$ 33,616 | \$ 33,616 | \$ - | 100.00% |
| 354 Mass Vaccination Fund | \$ - | \$ 2,510 | \$ 2,510 | \$ - | \$ - | 0.00% |
| Contractual Services | \$ - | \$ 1,770 | \$ 1,770 | \$ - | \$ - | 0.00% |
| Commodities | \$ - | \$ 740 | \$ 740 | \$ - | \$ - | 0.00% |
| 385 IL Counties Information Mgmt | \$ 451 | \$ 4,000 | \$ 4,000 | \$ 603 | \$ - | 15.07% |
| Contractual Services | \$ 451 | \$ 4,000 | \$ 4,000 | \$ 603 | \$ - | 15.07% |
| 390 Web Technical Services | \$ 1,424 | \$ 297,500 | \$ 297,500 | \$ 142,413 | \$ 49,042 | 47.87% |
| Contractual Services | \$ 1,424 | \$ 297,500 | \$ 297,500 | \$ 142,413 | \$ 49,042 | 47.87% |

Kane County Expenditure Report - Detail
Through June 30, 2023 (58.3% YTD, 57.69% Payroll Expense through Pay Period Ending 06/24/2023)

| | Current Month | Total Amended | Total Amended | YTD Actual | YTD | Total % Used |
|---------------------------------------|---------------|---------------|---------------|--------------|--------------|--------------|
| | Transactions | Budget | excluding Net | Transactions | Encumbrances | |
| | | | Income | | | |
| 080 Building Management | \$ 600,045 | \$ 9,056,947 | \$ 9,056,947 | \$ 3,945,728 | \$ 348,022 | 43.57% |
| 001 General Fund | \$ 600,045 | \$ 9,036,772 | \$ 9,036,772 | \$ 3,941,888 | \$ 348,022 | 43.62% |
| Personnel Services- Salaries & Wages | \$ 147,740 | \$ 2,022,712 | \$ 2,022,712 | \$ 959,555 | \$ - | 47.44% |
| Personnel Services- Employee Benefits | \$ 34,165 | \$ 542,085 | \$ 542,085 | \$ 190,014 | \$ - | 35.05% |
| Contractual Services | \$ 244,744 | \$ 2,848,097 | \$ 2,848,097 | \$ 1,865,610 | \$ 348,022 | 65.50% |
| Commodities | \$ 173,396 | \$ 3,623,878 | \$ 3,623,878 | \$ 926,709 | \$ 0 | 25.57% |
| 354 Mass Vaccination Fund | \$ - | \$ 20,175 | \$ 20,175 | \$ 3,840 | \$ - | 19.03% |
| Contractual Services | \$ - | \$ 11,842 | \$ 11,842 | \$ 3,840 | \$ - | 32.43% |
| Commodities | \$ - | \$ 8,333 | \$ 8,333 | \$ - | \$ - | 0.00% |
| 120 Human Resource Management | \$ 173,952 | \$ 4,682,060 | \$ 4,682,060 | \$ 3,755,034 | \$ 22,659 | 80.20% |
| 001 General Fund | \$ 22,231 | \$ 356,263 | \$ 356,263 | \$ 152,277 | \$ - | 42.74% |
| Personnel Services- Salaries & Wages | \$ 15,611 | \$ 219,656 | \$ 219,656 | \$ 113,531 | \$ - | 51.69% |
| Personnel Services- Employee Benefits | \$ 4,646 | \$ 50,057 | \$ 50,057 | \$ 28,823 | \$ - | 57.58% |
| Contractual Services | \$ 1,541 | \$ 79,050 | \$ 79,050 | \$ 8,482 | \$ - | 10.73% |
| Commodities | \$ 434 | \$ 7,500 | \$ 7,500 | \$ 1,441 | \$ - | 19.21% |
| 010 Insurance Liability | \$ 151,721 | \$ 4,324,813 | \$ 4,324,813 | \$ 3,602,757 | \$ 22,659 | 83.30% |
| Personnel Services- Salaries & Wages | \$ 11,878 | \$ 143,005 | \$ 143,005 | \$ 89,081 | \$ - | 62.29% |
| Personnel Services- Employee Benefits | \$ 3,377 | \$ 34,718 | \$ 34,718 | \$ 23,380 | \$ - | 67.34% |
| Contractual Services | \$ 136,467 | \$ 4,143,012 | \$ 4,143,012 | \$ 3,486,218 | \$ - | 84.15% |
| Capital | \$ - | \$ - | \$ - | \$ - | \$ 22,659 | N/A |
| Transfers Out | \$ - | \$ 4,078 | \$ 4,078 | \$ 4,078 | \$ - | 100.00% |
| 246 Employee Events Fund | \$ - | \$ 984 | \$ 984 | \$ - | \$ - | 0.00% |
| Commodities | \$ - | \$ 984 | \$ 984 | \$ - | \$ - | 0.00% |
| 140 County Auditor | \$ 21,304 | \$ 302,548 | \$ 302,548 | \$ 156,075 | \$ - | 51.59% |
| 001 General Fund | \$ 21,304 | \$ 302,548 | \$ 302,548 | \$ 156,075 | \$ - | 51.59% |
| Personnel Services- Salaries & Wages | \$ 19,365 | \$ 247,841 | \$ 247,841 | \$ 139,522 | \$ - | 56.29% |
| Personnel Services- Employee Benefits | \$ 1,906 | \$ 29,635 | \$ 29,635 | \$ 11,897 | \$ - | 40.15% |
| Contractual Services | \$ 7 | \$ 23,822 | \$ 23,822 | \$ 4,460 | \$ - | 18.72% |
| Commodities | \$ 27 | \$ 1,250 | \$ 1,250 | \$ 195 | \$ - | 15.63% |

Kane County Expenditure Report - Detail
Through June 30, 2023 (58.3% YTD, 57.69% Payroll Expense through Pay Period Ending 06/24/2023)

| | Current Month Transactions | Total Amended Budget | Total Amended Budget excluding Net Income | YTD Actual Transactions | YTD Encumbrances | Total % Used |
|---------------------------------------|-------------------------------|-------------------------|--|----------------------------|---------------------|---------------|
| 150 Treasurer/Collector | \$ 71,099 | \$ 1,064,403 | \$ 1,064,403 | \$ 534,311 | \$ 1,455 | 50.20% |
| 001 General Fund | \$ 61,601 | \$ 890,829 | \$ 890,829 | \$ 511,414 | \$ 1,455 | 57.41% |
| Personnel Services- Salaries & Wages | \$ 52,992 | \$ 681,681 | \$ 681,681 | \$ 432,483 | \$ - | 63.44% |
| Personnel Services- Employee Benefits | \$ 7,947 | \$ 146,668 | \$ 146,668 | \$ 64,327 | \$ - | 43.86% |
| Contractual Services | \$ 275 | \$ 53,780 | \$ 53,780 | \$ 9,143 | \$ - | 17.00% |
| Commodities | \$ 386 | \$ 8,700 | \$ 8,700 | \$ 5,460 | \$ 1,455 | 62.75% |
| 150 Tax Sale Automation | \$ 9,498 | \$ 152,574 | \$ 152,574 | \$ 22,898 | \$ - | 15.01% |
| Personnel Services- Salaries & Wages | \$ 8,823 | \$ 35,009 | \$ 35,009 | \$ 16,482 | \$ - | 47.08% |
| Personnel Services- Employee Benefits | \$ 675 | \$ 2,680 | \$ 2,680 | \$ 1,261 | \$ - | 47.05% |
| Contractual Services | \$ - | \$ 67,015 | \$ 67,015 | \$ 785 | \$ - | 1.17% |
| Commodities | \$ - | \$ 10,000 | \$ 10,000 | \$ - | \$ - | 0.00% |
| Capital | \$ - | \$ 33,500 | \$ 33,500 | \$ - | \$ - | 0.00% |
| Transfers Out | \$ - | \$ 4,370 | \$ 4,370 | \$ 4,370 | \$ - | 100.00% |
| 268 Sale & Error | \$ - | \$ 21,000 | \$ 21,000 | \$ - | \$ - | 0.00% |
| Transfers Out | \$ - | \$ 21,000 | \$ 21,000 | \$ - | \$ - | 0.00% |
| 170 Supervisor of Assessments | \$ 115,548 | \$ 1,426,886 | \$ 1,426,886 | \$ 683,544 | \$ 4,291 | 47.90% |
| 001 General Fund | \$ 115,548 | \$ 1,426,886 | \$ 1,426,886 | \$ 683,544 | \$ 4,291 | 47.90% |
| Personnel Services- Salaries & Wages | \$ 66,201 | \$ 917,817 | \$ 917,817 | \$ 484,906 | \$ - | 52.83% |
| Personnel Services- Employee Benefits | \$ 21,239 | \$ 260,969 | \$ 260,969 | \$ 135,302 | \$ - | 51.85% |
| Contractual Services | \$ 28,041 | \$ 227,700 | \$ 227,700 | \$ 51,257 | \$ 2,511 | 22.51% |
| Commodities | \$ 67 | \$ 20,400 | \$ 20,400 | \$ 12,079 | \$ 1,780 | 59.21% |

Kane County Expenditure Report - Detail
Through June 30, 2023 (58.3% YTD, 57.69% Payroll Expense through Pay Period Ending 06/24/2023)

| | Current Month Transactions | Total Amended Budget | Total Amended Budget excluding Net Income | YTD Actual Transactions | YTD Encumbrances | Total % Used |
|---|-------------------------------|-------------------------|--|----------------------------|---------------------|---------------|
| 190 County Clerk | \$ 179,021 | \$ 5,691,699 | \$ 5,543,366 | \$ 2,089,818 | \$ 20,832 | 37.70% |
| 001 General Fund | \$ 175,472 | \$ 4,594,475 | \$ 4,594,475 | \$ 2,024,982 | \$ 20,832 | 44.07% |
| Personnel Services- Salaries & Wages | \$ 142,868 | \$ 2,582,762 | \$ 2,582,762 | \$ 1,419,641 | \$ - | 54.97% |
| Personnel Services- Employee Benefits | \$ 24,736 | \$ 310,597 | \$ 310,597 | \$ 178,420 | \$ - | 57.44% |
| Contractual Services | \$ 3,269 | \$ 1,100,116 | \$ 1,100,116 | \$ 339,218 | \$ - | 30.83% |
| Commodities | \$ 4,598 | \$ 601,000 | \$ 601,000 | \$ 87,703 | \$ 20,832 | 14.59% |
| 160 Vital Records Automation | \$ 3,549 | \$ 247,224 | \$ 98,891 | \$ 64,836 | \$ - | 65.56% |
| Personnel Services- Salaries & Wages | \$ 3,144 | \$ 15,267 | \$ 15,267 | \$ 24,666 | \$ - | 161.56% |
| Personnel Services- Employee Benefits | \$ 405 | \$ 6,345 | \$ 6,345 | \$ 3,868 | \$ - | 60.96% |
| Contractual Services | \$ - | \$ 30,792 | \$ 30,792 | \$ 11,593 | \$ - | 37.65% |
| Commodities | \$ - | \$ 6,045 | \$ 6,045 | \$ - | \$ - | 0.00% |
| Contingency and Other | \$ - | \$ 148,333 | \$ - | \$ - | \$ - | N/A |
| Capital | \$ - | \$ 38,927 | \$ 38,927 | \$ 23,195 | \$ - | 59.59% |
| Transfers Out | \$ - | \$ 1,515 | \$ 1,515 | \$ 1,515 | \$ - | 100.00% |
| 161 Election Equipment Fund | \$ - | \$ 850,000 | \$ 850,000 | \$ - | \$ - | 0.00% |
| Commodities | \$ - | \$ 850,000 | \$ 850,000 | \$ - | \$ - | 0.00% |
| 210 Recorder | \$ 67,454 | \$ 2,117,814 | \$ 2,117,814 | \$ 892,463 | \$ - | 42.14% |
| 001 General Fund | \$ 56,048 | \$ 893,038 | \$ 893,038 | \$ 414,423 | \$ - | 46.41% |
| Personnel Services- Salaries & Wages | \$ 45,261 | \$ 714,953 | \$ 714,953 | \$ 339,323 | \$ - | 47.46% |
| Personnel Services- Employee Benefits | \$ 10,702 | \$ 173,965 | \$ 173,965 | \$ 74,538 | \$ - | 42.85% |
| Contractual Services | \$ 40 | \$ 2,050 | \$ 2,050 | \$ 321 | \$ - | 15.66% |
| Commodities | \$ 44 | \$ 2,070 | \$ 2,070 | \$ 242 | \$ - | 11.69% |
| 170 Recorder's Automation | \$ 11,407 | \$ 1,224,776 | \$ 1,224,776 | \$ 478,040 | \$ - | 39.03% |
| Personnel Services- Salaries & Wages | \$ 8,533 | \$ 234,212 | \$ 234,212 | \$ 63,960 | \$ - | 27.31% |
| Personnel Services- Employee Benefits | \$ 2,148 | \$ 88,549 | \$ 88,549 | \$ 15,606 | \$ - | 17.62% |
| Contractual Services | \$ 16 | \$ 522,783 | \$ 522,783 | \$ 385,895 | \$ - | 73.82% |
| Commodities | \$ 709 | \$ 204,232 | \$ 204,232 | \$ 12,579 | \$ - | 6.16% |
| Capital | \$ - | \$ 175,000 | \$ 175,000 | \$ - | \$ - | 0.00% |
| 230 Regional Office of Education | \$ 31,853 | \$ 471,354 | \$ 471,354 | \$ 254,923 | \$ - | 54.08% |
| 001 General Fund | \$ 31,853 | \$ 471,354 | \$ 471,354 | \$ 254,923 | \$ - | 54.08% |
| Personnel Services- Salaries & Wages | \$ 25,300 | \$ 327,763 | \$ 327,763 | \$ 209,250 | \$ - | 63.84% |
| Personnel Services- Employee Benefits | \$ 6,553 | \$ 139,016 | \$ 139,016 | \$ 45,673 | \$ - | 32.85% |
| Contractual Services | \$ - | \$ 4,575 | \$ 4,575 | \$ - | \$ - | 0.00% |

Kane County Expenditure Report - Detail
Through June 30, 2023 (58.3% YTD, 57.69% Payroll Expense through Pay Period Ending 06/24/2023)

| | Current Month Transactions | Total Amended Budget | Total Amended Budget excluding Net Income | YTD Actual Transactions | YTD Encumbrances | Total % Used |
|---------------------------------------|-------------------------------|-------------------------|--|----------------------------|---------------------|---------------|
| 240 Judiciary and Courts | \$ 307,853 | \$ 4,433,992 | \$ 4,426,642 | \$ 2,210,205 | \$ - | 49.93% |
| 001 General Fund | \$ 296,567 | \$ 4,212,154 | \$ 4,212,154 | \$ 2,113,004 | \$ - | 50.16% |
| Personnel Services- Salaries & Wages | \$ 128,895 | \$ 1,890,808 | \$ 1,890,808 | \$ 1,025,656 | \$ - | 54.24% |
| Personnel Services- Employee Benefits | \$ 29,877 | \$ 555,096 | \$ 555,096 | \$ 236,528 | \$ - | 42.61% |
| Contractual Services | \$ 136,750 | \$ 1,689,000 | \$ 1,689,000 | \$ 782,551 | \$ - | 46.33% |
| Commodities | \$ 1,044 | \$ 77,250 | \$ 77,250 | \$ 68,270 | \$ - | 88.38% |
| 195 Children's Waiting Room | \$ 11,286 | \$ 144,755 | \$ 144,755 | \$ 94,287 | \$ - | 65.14% |
| Contractual Services | \$ 11,286 | \$ 132,755 | \$ 132,755 | \$ 82,287 | \$ - | 61.98% |
| Transfers Out | \$ - | \$ 12,000 | \$ 12,000 | \$ 12,000 | \$ - | 100.00% |
| 196 D.U.I. | \$ - | \$ 12,580 | \$ 5,230 | \$ - | \$ - | 0.00% |
| Contractual Services | \$ - | \$ 5,230 | \$ 5,230 | \$ - | \$ - | 0.00% |
| Contingency and Other | \$ - | \$ 7,350 | \$ - | \$ - | \$ - | N/A |
| 197 Foreclosure Mediation Fund | \$ - | \$ 61,503 | \$ 61,503 | \$ 2,913 | \$ - | 4.74% |
| Contractual Services | \$ - | \$ 56,590 | \$ 56,590 | \$ - | \$ - | 0.00% |
| Commodities | \$ - | \$ 2,000 | \$ 2,000 | \$ - | \$ - | 0.00% |
| Transfers Out | \$ - | \$ 2,913 | \$ 2,913 | \$ 2,913 | \$ - | 100.00% |
| 492 Marriage Fees | \$ - | \$ 3,000 | \$ 3,000 | \$ - | \$ - | 0.00% |
| Commodities | \$ - | \$ 3,000 | \$ 3,000 | \$ - | \$ - | 0.00% |
| 250 Circuit Clerk | \$ 464,767 | \$ 8,935,036 | \$ 8,733,185 | \$ 3,365,537 | \$ - | 38.54% |
| 001 General Fund | \$ 346,636 | \$ 6,172,640 | \$ 6,172,640 | \$ 2,489,059 | \$ - | 40.32% |
| Personnel Services- Salaries & Wages | \$ 267,936 | \$ 4,116,435 | \$ 4,116,435 | \$ 1,948,171 | \$ - | 47.33% |
| Personnel Services- Employee Benefits | \$ 72,976 | \$ 1,349,326 | \$ 1,349,326 | \$ 493,154 | \$ - | 36.55% |
| Contractual Services | \$ 3,472 | \$ 470,565 | \$ 470,565 | \$ 26,572 | \$ - | 5.65% |
| Commodities | \$ 2,252 | \$ 154,084 | \$ 154,084 | \$ 21,162 | \$ - | 13.73% |
| Capital | \$ - | \$ 82,230 | \$ 82,230 | \$ - | \$ - | 0.00% |

Kane County Expenditure Report - Detail
Through June 30, 2023 (58.3% YTD, 57.69% Payroll Expense through Pay Period Ending 06/24/2023)

| | Current Month Transactions | Total Amended Budget | Total Amended Budget excluding Net Income | YTD Actual Transactions | YTD Encumbrances | Total % Used |
|---|-------------------------------|-------------------------|--|----------------------------|---------------------|---------------|
| 200 Court Automation | \$ 34,498 | \$ 1,028,542 | \$ 1,028,542 | \$ 256,942 | \$ - | 24.98% |
| Personnel Services- Salaries & Wages | \$ 20,094 | \$ 469,794 | \$ 469,794 | \$ 160,949 | \$ - | 34.26% |
| Personnel Services- Employee Benefits | \$ 8,276 | \$ 270,021 | \$ 270,021 | \$ 66,684 | \$ - | 24.70% |
| Contractual Services | \$ 4,205 | \$ 161,673 | \$ 161,673 | \$ 27,386 | \$ - | 16.94% |
| Commodities | \$ 1,923 | \$ 3,750 | \$ 3,750 | \$ 1,923 | \$ - | 51.28% |
| Capital | \$ - | \$ 100,000 | \$ 100,000 | \$ - | \$ - | 0.00% |
| Transfers Out | \$ - | \$ 23,304 | \$ 23,304 | \$ - | \$ - | 0.00% |
| 201 Court Document Storage | \$ 41,111 | \$ 825,050 | \$ 721,711 | \$ 280,097 | \$ - | 38.81% |
| Personnel Services- Salaries & Wages | \$ 28,058 | \$ 317,369 | \$ 317,369 | \$ 186,792 | \$ - | 58.86% |
| Personnel Services- Employee Benefits | \$ 12,286 | \$ 130,713 | \$ 130,713 | \$ 76,744 | \$ - | 58.71% |
| Contractual Services | \$ 716 | \$ 222,260 | \$ 222,260 | \$ 9,010 | \$ - | 4.05% |
| Commodities | \$ 51 | \$ 6,000 | \$ 6,000 | \$ 51 | \$ - | 0.85% |
| Contingency and Other | \$ - | \$ 103,339 | \$ - | \$ - | \$ - | N/A |
| Capital | \$ - | \$ 7,500 | \$ 7,500 | \$ 7,500 | \$ - | 100.00% |
| Transfers Out | \$ - | \$ 37,869 | \$ 37,869 | \$ - | \$ - | 0.00% |
| 202 Child Support | \$ 8,484 | \$ 182,195 | \$ 182,195 | \$ 69,379 | \$ - | 38.08% |
| Personnel Services- Salaries & Wages | \$ 6,990 | \$ 113,045 | \$ 113,045 | \$ 56,856 | \$ - | 50.30% |
| Personnel Services- Employee Benefits | \$ 1,493 | \$ 44,819 | \$ 44,819 | \$ 12,523 | \$ - | 27.94% |
| Contractual Services | \$ - | \$ 12,379 | \$ 12,379 | \$ - | \$ - | 0.00% |
| Commodities | \$ - | \$ 300 | \$ 300 | \$ - | \$ - | 0.00% |
| Transfers Out | \$ - | \$ 11,652 | \$ 11,652 | \$ - | \$ - | 0.00% |
| 203 Circuit Clerk Admin Services | \$ 17,790 | \$ 406,825 | \$ 373,813 | \$ 139,514 | \$ - | 37.32% |
| Personnel Services- Salaries & Wages | \$ 15,095 | \$ 236,292 | \$ 236,292 | \$ 116,541 | \$ - | 49.32% |
| Personnel Services- Employee Benefits | \$ 2,520 | \$ 59,194 | \$ 59,194 | \$ 18,834 | \$ - | 31.82% |
| Contractual Services | \$ 30 | \$ 33,312 | \$ 33,312 | \$ 3,257 | \$ - | 9.78% |
| Commodities | \$ 145 | \$ 30,450 | \$ 30,450 | \$ 882 | \$ - | 2.90% |
| Contingency and Other | \$ - | \$ 33,012 | \$ - | \$ - | \$ - | N/A |
| Transfers Out | \$ - | \$ 14,565 | \$ 14,565 | \$ - | \$ - | 0.00% |

Kane County Expenditure Report - Detail
Through June 30, 2023 (58.3% YTD, 57.69% Payroll Expense through Pay Period Ending 06/24/2023)

| | Current Month Transactions | Total Amended Budget | Total Amended Budget excluding Net Income | YTD Actual Transactions | YTD Encumbrances | Total % Used |
|--|-------------------------------|-------------------------|--|----------------------------|---------------------|--------------|
| 204 Circuit Clk Electronic Citation | \$ 16,249 | \$ 244,284 | \$ 244,284 | \$ 130,546 | \$ - | 53.44% |
| Personnel Services- Salaries & Wages | \$ 9,531 | \$ 147,706 | \$ 147,706 | \$ 84,019 | \$ - | 56.88% |
| Personnel Services- Employee Benefits | \$ 4,463 | \$ 63,635 | \$ 63,635 | \$ 41,352 | \$ - | 64.98% |
| Contractual Services | \$ 1,823 | \$ 21,789 | \$ 21,789 | \$ 4,743 | \$ - | 21.77% |
| Commodities | \$ 432 | \$ 2,415 | \$ 2,415 | \$ 432 | \$ - | 17.89% |
| Transfers Out | \$ - | \$ 8,739 | \$ 8,739 | \$ - | \$ - | 0.00% |
| 205 Circuit Ct Clerk Op and Admin | \$ - | \$ 75,500 | \$ 10,000 | \$ - | \$ - | 0.00% |
| Commodities | \$ - | \$ 10,000 | \$ 10,000 | \$ - | \$ - | 0.00% |
| Contingency and Other | \$ - | \$ 65,500 | \$ - | \$ - | \$ - | N/A |
| 300 State's Attorney | \$ 1,198,295 | \$ 16,700,177 | \$ 16,501,084 | \$ 8,148,081 | \$ 1,539 | 49.38% |
| 001 General Fund | \$ 710,696 | \$ 10,532,577 | \$ 10,532,577 | \$ 5,302,521 | \$ 759 | 50.34% |
| Personnel Services- Salaries & Wages | \$ 550,844 | \$ 7,703,204 | \$ 7,703,204 | \$ 4,173,943 | \$ - | 54.18% |
| Personnel Services- Employee Benefits | \$ 113,227 | \$ 1,599,258 | \$ 1,599,258 | \$ 796,224 | \$ - | 49.79% |
| Contractual Services | \$ 22,488 | \$ 529,186 | \$ 529,186 | \$ 188,882 | \$ - | 35.69% |
| Commodities | \$ 24,137 | \$ 442,307 | \$ 442,307 | \$ 131,820 | \$ 759 | 29.80% |
| Transfers Out | \$ - | \$ 258,622 | \$ 258,622 | \$ 11,652 | \$ - | 4.51% |
| 010 Insurance Liability | \$ 172,640 | \$ 2,401,169 | \$ 2,401,169 | \$ 1,063,486 | \$ - | 44.29% |
| Personnel Services- Salaries & Wages | \$ 96,867 | \$ 1,298,543 | \$ 1,298,543 | \$ 676,326 | \$ - | 52.08% |
| Personnel Services- Employee Benefits | \$ 30,714 | \$ 473,131 | \$ 473,131 | \$ 210,235 | \$ - | 44.43% |
| Contractual Services | \$ 43,504 | \$ 620,695 | \$ 620,695 | \$ 173,950 | \$ - | 28.03% |
| Commodities | \$ 1,555 | \$ 8,800 | \$ 8,800 | \$ 2,975 | \$ - | 33.81% |
| 220 Title IV-D | \$ 45,209 | \$ 898,804 | \$ 898,804 | \$ 390,235 | \$ - | 43.42% |
| Personnel Services- Salaries & Wages | \$ 33,449 | \$ 514,596 | \$ 514,596 | \$ 290,511 | \$ - | 56.45% |
| Personnel Services- Employee Benefits | \$ 11,760 | \$ 177,350 | \$ 177,350 | \$ 98,087 | \$ - | 55.31% |
| Contractual Services | \$ - | \$ 198,657 | \$ 198,657 | \$ - | \$ - | 0.00% |
| Commodities | \$ - | \$ 8,201 | \$ 8,201 | \$ 1,637 | \$ - | 19.96% |

Kane County Expenditure Report - Detail
Through June 30, 2023 (58.3% YTD, 57.69% Payroll Expense through Pay Period Ending 06/24/2023)

| | Current Month Transactions | Total Amended Budget | Total Amended Budget excluding Net Income | YTD Actual Transactions | YTD Encumbrances | Total % Used |
|--|-------------------------------|-------------------------|--|----------------------------|---------------------|---------------|
| 221 Drug Prosecution | \$ 38,776 | \$ 379,897 | \$ 379,897 | \$ 229,229 | \$ - | 60.34% |
| Personnel Services- Salaries & Wages | \$ 27,066 | \$ 265,534 | \$ 265,534 | \$ 165,328 | \$ - | 62.26% |
| Personnel Services- Employee Benefits | \$ 9,338 | \$ 94,160 | \$ 94,160 | \$ 56,343 | \$ - | 59.84% |
| Contractual Services | \$ 2,372 | \$ 19,356 | \$ 19,356 | \$ 7,558 | \$ - | 39.05% |
| Commodities | \$ - | \$ 847 | \$ 847 | \$ - | \$ - | 0.00% |
| 222 Victim Coordinator Services | \$ 21,039 | \$ 161,246 | \$ 161,246 | \$ 133,679 | \$ - | 82.90% |
| Personnel Services- Salaries & Wages | \$ 14,974 | \$ 111,080 | \$ 111,080 | \$ 97,441 | \$ - | 87.72% |
| Personnel Services- Employee Benefits | \$ 5,786 | \$ 42,423 | \$ 42,423 | \$ 35,959 | \$ - | 84.76% |
| Contractual Services | \$ 279 | \$ 7,743 | \$ 7,743 | \$ 279 | \$ - | 3.60% |
| 223 Domestic Violence | \$ 23,791 | \$ 356,726 | \$ 356,000 | \$ 136,141 | \$ - | 38.24% |
| Personnel Services- Salaries & Wages | \$ 15,832 | \$ 196,101 | \$ 196,101 | \$ 87,375 | \$ - | 44.56% |
| Personnel Services- Employee Benefits | \$ 7,583 | \$ 109,994 | \$ 109,994 | \$ 47,653 | \$ - | 43.32% |
| Contractual Services | \$ 376 | \$ 48,549 | \$ 48,549 | \$ 1,113 | \$ - | 2.29% |
| Commodities | \$ - | \$ 1,356 | \$ 1,356 | \$ - | \$ - | 0.00% |
| Contingency and Other | \$ - | \$ 726 | \$ - | \$ - | \$ - | N/A |

Kane County Expenditure Report - Detail
Through June 30, 2023 (58.3% YTD, 57.69% Payroll Expense through Pay Period Ending 06/24/2023)

| | Current Month Transactions | Total Amended Budget | Total Amended Budget excluding Net Income | YTD Actual Transactions | YTD Encumbrances | Total % Used |
|---|-------------------------------|-------------------------|--|----------------------------|---------------------|--------------|
| 230 Child Advocacy Center | \$ 126,087 | \$ 1,764,414 | \$ 1,566,047 | \$ 796,180 | \$ - | 50.84% |
| Personnel Services- Salaries & Wages | \$ 80,974 | \$ 1,009,323 | \$ 1,009,323 | \$ 530,905 | \$ - | 52.60% |
| Personnel Services- Employee Benefits | \$ 28,874 | \$ 366,997 | \$ 366,997 | \$ 178,560 | \$ - | 48.65% |
| Contractual Services | \$ 4,835 | \$ 150,227 | \$ 150,227 | \$ 47,517 | \$ - | 31.63% |
| Commodities | \$ 11,404 | \$ 39,500 | \$ 39,500 | \$ 39,198 | \$ - | 99.23% |
| Contingency and Other | \$ - | \$ 198,367 | \$ - | \$ - | \$ - | N/A |
| 231 Equitable Sharing Program | \$ - | \$ 25,000 | \$ 25,000 | \$ - | \$ 780 | 0.00% |
| Contractual Services | \$ - | \$ 25,000 | \$ 25,000 | \$ - | \$ - | 0.00% |
| Commodities | \$ - | \$ - | \$ - | \$ - | \$ 780 | N/A |
| 232 State's Atty Records Automation | \$ 3,752 | \$ 75,334 | \$ 75,334 | \$ 27,760 | \$ - | 36.85% |
| Personnel Services- Salaries & Wages | \$ 2,704 | \$ 35,273 | \$ 35,273 | \$ 20,269 | \$ - | 57.46% |
| Personnel Services- Employee Benefits | \$ 1,048 | \$ 13,233 | \$ 13,233 | \$ 7,491 | \$ - | 56.61% |
| Contractual Services | \$ - | \$ 1,828 | \$ 1,828 | \$ - | \$ - | 0.00% |
| Commodities | \$ - | \$ 25,000 | \$ 25,000 | \$ - | \$ - | 0.00% |
| 234 Drug Asset Forfeiture | \$ - | \$ 50,000 | \$ 50,000 | \$ - | \$ - | 0.00% |
| Contractual Services | \$ - | \$ 50,000 | \$ 50,000 | \$ - | \$ - | 0.00% |
| 235 State's Attorney Employee Events | \$ - | \$ 10 | \$ 10 | \$ - | \$ - | 0.00% |
| Commodities | \$ - | \$ 10 | \$ 10 | \$ - | \$ - | 0.00% |
| 237 Money Laundering - State's Atty | \$ - | \$ 5,000 | \$ 5,000 | \$ - | \$ - | 0.00% |
| Contractual Services | \$ - | \$ 5,000 | \$ 5,000 | \$ - | \$ - | 0.00% |
| 490 Kane County Law Enforcement | \$ 56,304 | \$ 50,000 | \$ 50,000 | \$ 68,850 | \$ - | 137.70% |
| Personnel Services- Salaries & Wages | \$ - | \$ - | \$ - | \$ 3,000 | \$ - | N/A |
| Personnel Services- Employee Benefits | \$ - | \$ - | \$ - | \$ 227 | \$ - | N/A |
| Contractual Services | \$ 56,304 | \$ 50,000 | \$ 50,000 | \$ 65,623 | \$ - | 131.25% |
| 360 Public Defender | \$ 340,953 | \$ 4,821,580 | \$ 4,821,580 | \$ 2,555,403 | \$ - | 53.00% |
| 001 General Fund | \$ 340,953 | \$ 4,820,580 | \$ 4,820,580 | \$ 2,555,403 | \$ - | 53.01% |
| Personnel Services- Salaries & Wages | \$ 269,059 | \$ 3,811,004 | \$ 3,811,004 | \$ 2,078,788 | \$ - | 54.55% |
| Personnel Services- Employee Benefits | \$ 60,349 | \$ 824,385 | \$ 824,385 | \$ 423,913 | \$ - | 51.42% |
| Contractual Services | \$ 5,635 | \$ 106,737 | \$ 106,737 | \$ 16,509 | \$ - | 15.47% |
| Commodities | \$ 5,910 | \$ 78,454 | \$ 78,454 | \$ 36,192 | \$ - | 46.13% |

Kane County Expenditure Report - Detail
Through June 30, 2023 (58.3% YTD, 57.69% Payroll Expense through Pay Period Ending 06/24/2023)

| | Current Month Transactions | Total Amended Budget | Total Amended Budget excluding Net Income | YTD Actual Transactions | YTD Encumbrances | Total % Used |
|--|-------------------------------|-------------------------|--|----------------------------|---------------------|--------------|
| 244 Public Defender Rec Automation | \$ - | \$ 1,000 | \$ 1,000 | \$ - | \$ - | 0.00% |
| Contractual Services | \$ - | \$ 1,000 | \$ 1,000 | \$ - | \$ - | 0.00% |
| 370 Law Library | \$ 20,214 | \$ 291,071 | \$ 228,629 | \$ 123,468 | \$ - | 54.00% |
| 250 Law Library | \$ 20,214 | \$ 291,071 | \$ 228,629 | \$ 123,468 | \$ - | 54.00% |
| Personnel Services- Salaries & Wages | \$ 6,944 | \$ 90,551 | \$ 90,551 | \$ 52,078 | \$ - | 57.51% |
| Personnel Services- Employee Benefits | \$ 1,801 | \$ 30,016 | \$ 30,016 | \$ 13,086 | \$ - | 43.60% |
| Contractual Services | \$ 7,066 | \$ 24,433 | \$ 24,433 | \$ 9,133 | \$ - | 37.38% |
| Commodities | \$ 4,403 | \$ 77,803 | \$ 77,803 | \$ 43,203 | \$ - | 55.53% |
| Contingency and Other | \$ - | \$ 62,442 | \$ - | \$ - | \$ - | N/A |
| Capital | \$ - | \$ - | \$ - | \$ 141 | \$ - | N/A |
| Transfers Out | \$ - | \$ 5,826 | \$ 5,826 | \$ 5,826 | \$ - | 100.00% |
| 380 Sheriff | \$ 3,381,197 | \$ 41,699,570 | \$ 41,679,570 | \$ 22,923,550 | \$ 1,443,338 | 55.00% |
| 001 General Fund | \$ 3,046,544 | \$ 39,336,098 | \$ 39,336,098 | \$ 21,834,243 | \$ 292,537 | 55.51% |
| Personnel Services- Salaries & Wages | \$ 2,086,741 | \$ 27,059,093 | \$ 27,059,093 | \$ 15,455,028 | \$ - | 57.12% |
| Personnel Services- Employee Benefits | \$ 371,122 | \$ 5,250,741 | \$ 5,250,741 | \$ 2,720,193 | \$ - | 51.81% |
| Contractual Services | \$ 404,011 | \$ 5,088,910 | \$ 5,088,910 | \$ 2,567,629 | \$ 113,384 | 50.46% |
| Commodities | \$ 184,670 | \$ 1,931,528 | \$ 1,931,528 | \$ 1,085,568 | \$ 15,603 | 56.20% |
| Capital | \$ - | \$ - | \$ - | \$ - | \$ 163,550 | N/A |
| Transfers Out | \$ - | \$ 5,826 | \$ 5,826 | \$ 5,826 | \$ - | 100.00% |
| 128 Sheriff's Vehicle & Equipment | \$ 311,023 | \$ 1,364,142 | \$ 1,364,142 | \$ 837,167 | \$ 1,108,853 | 61.37% |
| Contractual Services | \$ 148,221 | \$ 148,222 | \$ 148,222 | \$ 181,177 | \$ - | 122.23% |
| Capital | \$ 162,802 | \$ 1,215,920 | \$ 1,215,920 | \$ 655,990 | \$ 1,108,853 | 53.95% |
| 247 EMA Volunteer Fund | \$ - | \$ - | \$ - | \$ 1,134 | \$ - | N/A |
| Contractual Services | \$ - | \$ - | \$ - | \$ 1,134 | \$ - | N/A |

Kane County Expenditure Report - Detail
Through June 30, 2023 (58.3% YTD, 57.69% Payroll Expense through Pay Period Ending 06/24/2023)

| | Current Month | Total Amended | Total Amended | YTD Actual | YTD | Total % Used |
|--------------------------------------|---------------|---------------|---------------|--------------|--------------|--------------|
| | Transactions | Budget | Budget | Transactions | Encumbrances | |
| | | | excluding Net | | | |
| | | | Income | | | |
| 249 Bomb Squad SWAT | \$ - | \$ 5,000 | \$ 5,000 | \$ - | \$ - | 0.00% |
| Contractual Services | \$ - | \$ 2,500 | \$ 2,500 | \$ - | \$ - | 0.00% |
| Commodities | \$ - | \$ 2,500 | \$ 2,500 | \$ - | \$ - | 0.00% |
| 251 Canteen Commission | \$ - | \$ 650,000 | \$ 650,000 | \$ - | \$ - | 0.00% |
| Contractual Services | \$ - | \$ 325,000 | \$ 325,000 | \$ - | \$ - | 0.00% |
| Commodities | \$ - | \$ 325,000 | \$ 325,000 | \$ - | \$ - | 0.00% |
| 252 Sheriff DEF Federal - DOJ | \$ - | \$ 10,000 | \$ 10,000 | \$ 26,925 | \$ - | 269.25% |
| Contractual Services | \$ - | \$ 10,000 | \$ 10,000 | \$ - | \$ - | 0.00% |
| Commodities | \$ - | \$ - | \$ - | \$ 26,925 | \$ - | N/A |
| 253 County Sheriff DEF Local | \$ - | \$ 20,000 | \$ 20,000 | \$ - | \$ - | 0.00% |
| Contractual Services | \$ - | \$ 20,000 | \$ 20,000 | \$ - | \$ - | 0.00% |
| 254 FATS | \$ - | \$ 6,000 | \$ 6,000 | \$ - | \$ - | 0.00% |
| Contractual Services | \$ - | \$ 6,000 | \$ 6,000 | \$ - | \$ - | 0.00% |
| 255 K-9 Unit | \$ - | \$ 30,000 | \$ 30,000 | \$ - | \$ - | 0.00% |
| Contractual Services | \$ - | \$ 15,000 | \$ 15,000 | \$ - | \$ - | 0.00% |
| Commodities | \$ - | \$ 15,000 | \$ 15,000 | \$ - | \$ - | 0.00% |

Kane County Expenditure Report - Detail
Through June 30, 2023 (58.3% YTD, 57.69% Payroll Expense through Pay Period Ending 06/24/2023)

| | Current Month Transactions | Total Amended Budget | Total Amended Budget excluding Net Income | YTD Actual Transactions | YTD Encumbrances | Total % Used |
|---|----------------------------|----------------------|---|-------------------------|------------------|--------------|
| 256 Vehicle Maintenance/Purchase | \$ - | \$ 1,200 | \$ 1,200 | \$ - | \$ - | 0.00% |
| Commodities | \$ - | \$ 1,200 | \$ 1,200 | \$ - | \$ - | 0.00% |
| 257 Sheriff DUI Fund | \$ - | \$ 32,000 | \$ 32,000 | \$ - | \$ - | 0.00% |
| Contractual Services | \$ - | \$ 22,000 | \$ 22,000 | \$ - | \$ - | 0.00% |
| Commodities | \$ - | \$ 10,000 | \$ 10,000 | \$ - | \$ - | 0.00% |
| 258 Sheriffs Office Money Laundering | \$ - | \$ 5,000 | \$ 5,000 | \$ - | \$ - | 0.00% |
| Contractual Services | \$ - | \$ 5,000 | \$ 5,000 | \$ - | \$ - | 0.00% |
| 259 Transportation Safety Highway HB | \$ - | \$ 20,000 | \$ - | \$ - | \$ - | N/A |
| Contingency and Other | \$ - | \$ 20,000 | \$ - | \$ - | \$ - | N/A |
| 262 AJF Medical Cost | \$ - | \$ 25,040 | \$ 25,040 | \$ - | \$ - | 0.00% |
| Contractual Services | \$ - | \$ 25,040 | \$ 25,040 | \$ - | \$ - | 0.00% |
| 263 Sheriff Civil Operations | \$ - | \$ 20,000 | \$ 20,000 | \$ - | \$ - | 0.00% |
| Contractual Services | \$ - | \$ 20,000 | \$ 20,000 | \$ - | \$ - | 0.00% |
| 264 Cannabis Regulation - Local | \$ 8,929 | \$ 90,090 | \$ 90,090 | \$ 66,479 | \$ - | 73.79% |
| Contractual Services | \$ 5,500 | \$ 45,000 | \$ 45,000 | \$ 20,999 | \$ - | 46.66% |
| Commodities | \$ 3,429 | \$ 45,090 | \$ 45,090 | \$ 45,480 | \$ - | 100.87% |
| 265 Sheriff DEF Federal - Treasury | \$ 67 | \$ 50,000 | \$ 50,000 | \$ 55,500 | \$ 41,948 | 111.00% |
| Commodities | \$ 67 | \$ 50,000 | \$ 50,000 | \$ 55,500 | \$ 41,948 | 111.00% |
| 702 Sheriff's Detail Escrow | \$ 14,634 | \$ 35,000 | \$ 35,000 | \$ 102,102 | \$ - | 291.72% |
| Contractual Services | \$ 14,634 | \$ 35,000 | \$ 35,000 | \$ 102,102 | \$ - | 291.72% |

Kane County Expenditure Report - Detail
Through June 30, 2023 (58.3% YTD, 57.69% Payroll Expense through Pay Period Ending 06/24/2023)

| | Current Month Transactions | Total Amended Budget | Total Amended Budget excluding Net Income | YTD Actual Transactions | YTD Encumbrances | Total % Used |
|---------------------------------------|-------------------------------|-------------------------|--|----------------------------|---------------------|--------------|
| 420 Merit Commission | \$ 5,471 | \$ 102,957 | \$ 102,957 | \$ 46,784 | \$ - | 45.44% |
| 001 General Fund | \$ 5,471 | \$ 102,957 | \$ 102,957 | \$ 46,784 | \$ - | 45.44% |
| Personnel Services- Salaries & Wages | \$ 4,862 | \$ 78,597 | \$ 78,597 | \$ 37,050 | \$ - | 47.14% |
| Personnel Services- Employee Benefits | \$ 609 | \$ 7,310 | \$ 7,310 | \$ 4,231 | \$ - | 57.88% |
| Contractual Services | \$ - | \$ 16,550 | \$ 16,550 | \$ 4,648 | \$ - | 28.08% |
| Commodities | \$ - | \$ 500 | \$ 500 | \$ 855 | \$ - | 171.03% |
| 425 Kane Comm | \$ 281,136 | \$ 2,512,716 | \$ 2,510,997 | \$ 1,490,141 | \$ 19,812 | 59.34% |
| 269 Kane Comm | \$ 281,136 | \$ 2,512,716 | \$ 2,510,997 | \$ 1,490,141 | \$ 19,812 | 59.34% |
| Personnel Services- Salaries & Wages | \$ 119,333 | \$ 1,653,995 | \$ 1,653,995 | \$ 882,027 | \$ - | 53.33% |
| Personnel Services- Employee Benefits | \$ 35,280 | \$ 535,793 | \$ 535,793 | \$ 256,078 | \$ - | 47.79% |
| Contractual Services | \$ 126,290 | \$ 202,436 | \$ 202,436 | \$ 236,360 | \$ 0 | 116.76% |
| Commodities | \$ 233 | \$ 7,800 | \$ 7,800 | \$ 4,703 | \$ 5,312 | 60.29% |
| Contingency and Other | \$ - | \$ 1,719 | \$ - | \$ - | \$ - | N/A |
| Capital | \$ - | \$ - | \$ - | \$ - | \$ 14,500 | N/A |
| Transfers Out | \$ - | \$ 110,973 | \$ 110,973 | \$ 110,973 | \$ - | 100.00% |
| 430 Court Services | \$ 1,254,728 | \$ 16,715,310 | \$ 16,715,210 | \$ 9,001,052 | \$ (2,258) | 53.85% |
| 001 General Fund | \$ 1,143,762 | \$ 14,394,893 | \$ 14,394,893 | \$ 8,010,432 | \$ (2,626) | 55.65% |
| Personnel Services- Salaries & Wages | \$ 821,232 | \$ 10,499,247 | \$ 10,499,247 | \$ 6,022,210 | \$ - | 57.36% |
| Personnel Services- Employee Benefits | \$ 180,414 | \$ 2,316,886 | \$ 2,316,886 | \$ 1,222,715 | \$ - | 52.77% |
| Contractual Services | \$ 106,487 | \$ 1,313,472 | \$ 1,313,472 | \$ 566,496 | \$ (849) | 43.13% |
| Commodities | \$ 35,629 | \$ 246,380 | \$ 246,380 | \$ 180,103 | \$ (1,778) | 73.10% |
| Capital | \$ - | \$ 18,908 | \$ 18,908 | \$ 18,908 | \$ - | 100.00% |

Kane County Expenditure Report - Detail
Through June 30, 2023 (58.3% YTD, 57.69% Payroll Expense through Pay Period Ending 06/24/2023)

| | Current Month Transactions | Total Amended Budget | Total Amended Budget excluding Net Income | YTD Actual Transactions | YTD Encumbrances | Total % Used |
|---|-------------------------------|-------------------------|--|----------------------------|---------------------|--------------|
| 270 Probation Services | \$ 89,003 | \$ 1,607,100 | \$ 1,607,100 | \$ 792,860 | \$ - | 49.33% |
| Contractual Services | \$ 88,788 | \$ 1,210,000 | \$ 1,210,000 | \$ 411,583 | \$ - | 34.02% |
| Commodities | \$ 215 | \$ 23,750 | \$ 23,750 | \$ 7,927 | \$ - | 33.38% |
| Transfers Out | \$ - | \$ 373,350 | \$ 373,350 | \$ 373,350 | \$ - | 100.00% |
| 271 Substance Abuse Screening | \$ 4,990 | \$ 80,000 | \$ 80,000 | \$ 21,946 | \$ 316 | 27.43% |
| Contractual Services | \$ 4,990 | \$ 75,000 | \$ 75,000 | \$ 21,520 | \$ - | 28.69% |
| Commodities | \$ - | \$ 5,000 | \$ 5,000 | \$ 426 | \$ 316 | 8.52% |
| 273 Drug Court Special Resources | \$ 16,973 | \$ 622,517 | \$ 622,517 | \$ 175,577 | \$ 53 | 28.20% |
| Contractual Services | \$ 16,662 | \$ 602,817 | \$ 602,817 | \$ 168,751 | \$ - | 27.99% |
| Commodities | \$ 311 | \$ 19,700 | \$ 19,700 | \$ 6,826 | \$ 53 | 34.65% |
| 276 Probation Victim Services | \$ - | \$ 10,000 | \$ 10,000 | \$ - | \$ - | 0.00% |
| Contractual Services | \$ - | \$ 10,000 | \$ 10,000 | \$ - | \$ - | 0.00% |
| 278 Juvenile Justice Donation Fund | \$ - | \$ 700 | \$ 700 | \$ 239 | \$ - | 34.11% |
| Commodities | \$ - | \$ 700 | \$ 700 | \$ 239 | \$ - | 34.11% |
| 759 Court Srvcs Employee Education | \$ - | \$ 100 | \$ - | \$ - | \$ - | N/A |
| Contingency and Other | \$ - | \$ 100 | \$ - | \$ - | \$ - | N/A |
| 490 Coroner | \$ 145,829 | \$ 1,720,223 | \$ 1,720,213 | \$ 959,736 | \$ 48,164 | 55.79% |
| 001 General Fund | \$ 132,369 | \$ 1,515,405 | \$ 1,515,405 | \$ 894,538 | \$ - | 59.03% |
| Personnel Services- Salaries & Wages | \$ 63,578 | \$ 780,566 | \$ 780,566 | \$ 485,072 | \$ - | 62.14% |
| Personnel Services- Employee Benefits | \$ 16,277 | \$ 197,259 | \$ 197,259 | \$ 117,523 | \$ - | 59.58% |
| Contractual Services | \$ 51,448 | \$ 522,080 | \$ 522,080 | \$ 287,505 | \$ - | 55.07% |
| Commodities | \$ 1,065 | \$ 15,500 | \$ 15,500 | \$ 4,438 | \$ - | 28.63% |

Kane County Expenditure Report - Detail
Through June 30, 2023 (58.3% YTD, 57.69% Payroll Expense through Pay Period Ending 06/24/2023)

| | Current Month Transactions | Total Amended Budget | Total Amended Budget excluding Net Income | YTD Actual Transactions | YTD Encumbrances | Total % Used |
|--|----------------------------|----------------------|---|-------------------------|------------------|--------------|
| 289 Coroner Administration | \$ 13,461 | \$ 204,808 | \$ 204,808 | \$ 65,198 | \$ 48,164 | 31.83% |
| Contractual Services | \$ 5,553 | \$ 51,308 | \$ 51,308 | \$ 21,251 | \$ - | 41.42% |
| Commodities | \$ 7,907 | \$ 88,500 | \$ 88,500 | \$ 43,947 | \$ 950 | 49.66% |
| Capital | \$ - | \$ 65,000 | \$ 65,000 | \$ - | \$ 47,214 | 0.00% |
| 701 Elder Fatality Review Team | \$ - | \$ 10 | \$ - | \$ - | \$ - | N/A |
| Contingency and Other | \$ - | \$ 10 | \$ - | \$ - | \$ - | N/A |
| 500 Animal Control | \$ 84,955 | \$ 1,029,940 | \$ 1,029,940 | \$ 596,858 | \$ 10,846 | 57.95% |
| 290 Animal Control | \$ 84,955 | \$ 1,029,940 | \$ 1,029,940 | \$ 596,858 | \$ 10,846 | 57.95% |
| Personnel Services- Salaries & Wages | \$ 56,013 | \$ 617,285 | \$ 617,285 | \$ 379,978 | \$ - | 61.56% |
| Personnel Services- Employee Benefits | \$ 13,825 | \$ 134,454 | \$ 134,454 | \$ 85,484 | \$ - | 63.58% |
| Contractual Services | \$ 5,332 | \$ 149,477 | \$ 149,477 | \$ 84,872 | \$ 67 | 56.78% |
| Commodities | \$ 9,785 | \$ 75,500 | \$ 75,500 | \$ 36,923 | \$ 10,779 | 48.91% |
| Capital | \$ - | \$ 15,355 | \$ 15,355 | \$ 9,600 | \$ - | 62.52% |
| Transfers Out | \$ - | \$ 37,869 | \$ 37,869 | \$ - | \$ - | 0.00% |
| 510 Emergency Management Services | \$ 24,961 | \$ 742,805 | \$ 742,255 | \$ 226,442 | \$ - | 30.51% |
| 001 General Fund | \$ 24,961 | \$ 735,605 | \$ 735,605 | \$ 225,264 | \$ - | 30.62% |
| Personnel Services- Salaries & Wages | \$ 21,259 | \$ 499,116 | \$ 499,116 | \$ 200,311 | \$ - | 40.13% |
| Personnel Services- Employee Benefits | \$ 1,711 | \$ 110,115 | \$ 110,115 | \$ 16,110 | \$ - | 14.63% |
| Contractual Services | \$ 850 | \$ 40,860 | \$ 40,860 | \$ 3,484 | \$ - | 8.53% |
| Commodities | \$ 1,141 | \$ 85,514 | \$ 85,514 | \$ 5,359 | \$ - | 6.27% |
| 247 EMA Volunteer Fund | \$ - | \$ 3,200 | \$ 2,800 | \$ 98 | \$ - | 3.52% |
| Contractual Services | \$ - | \$ 2,200 | \$ 2,200 | \$ - | \$ - | 0.00% |
| Commodities | \$ - | \$ 600 | \$ 600 | \$ 98 | \$ - | 16.40% |
| Contingency and Other | \$ - | \$ 400 | \$ - | \$ - | \$ - | N/A |
| 248 KC Emergency Planning | \$ - | \$ 4,000 | \$ 3,850 | \$ 1,080 | \$ - | 28.04% |
| Contractual Services | \$ - | \$ 3,000 | \$ 3,000 | \$ 871 | \$ - | 29.02% |
| Commodities | \$ - | \$ 850 | \$ 850 | \$ 209 | \$ - | 24.59% |
| Contingency and Other | \$ - | \$ 150 | \$ - | \$ - | \$ - | N/A |

Kane County Expenditure Report - Detail
Through June 30, 2023 (58.3% YTD, 57.69% Payroll Expense through Pay Period Ending 06/24/2023)

| | Current Month Transactions | Total Amended Budget | Total Amended Budget excluding Net Income | YTD Actual Transactions | YTD Encumbrances | Total % Used |
|---------------------------------------|-------------------------------|-------------------------|--|----------------------------|-----------------------|---------------|
| 520 Transportation | \$ 6,730,728 | \$ 136,604,243 | \$ 136,604,243 | \$ 19,361,861 | \$ 121,996,677 | 14.17% |
| 300 County Highway | \$ 674,555 | \$ 9,817,609 | \$ 9,817,609 | \$ 3,749,127 | \$ 3,275,742 | 38.19% |
| Personnel Services- Salaries & Wages | \$ 221,624 | \$ 3,380,747 | \$ 3,380,747 | \$ 1,656,665 | \$ - | 49.00% |
| Personnel Services- Employee Benefits | \$ 72,309 | \$ 1,127,458 | \$ 1,127,458 | \$ 533,625 | \$ - | 47.33% |
| Contractual Services | \$ 263,263 | \$ 2,037,685 | \$ 2,037,685 | \$ 655,458 | \$ 2,454,308 | 32.17% |
| Commodities | \$ 45,881 | \$ 1,018,200 | \$ 1,018,200 | \$ 344,642 | \$ 154,734 | 33.85% |
| Capital | \$ 71,478 | \$ 2,069,408 | \$ 2,069,408 | \$ 374,626 | \$ 666,700 | 18.10% |
| Transfers Out | \$ - | \$ 184,111 | \$ 184,111 | \$ 184,111 | \$ - | 100.00% |
| 301 County Bridge | \$ 129,295 | \$ 331,195 | \$ 331,195 | \$ 241,272 | \$ 243,040 | 72.85% |
| Contractual Services | \$ 129,295 | \$ 331,195 | \$ 331,195 | \$ 241,272 | \$ 243,040 | 72.85% |
| 302 Motor Fuel Tax | \$ 2,647,601 | \$ 38,280,439 | \$ 38,280,439 | \$ 5,955,218 | \$ 32,174,122 | 15.56% |
| Personnel Services- Salaries & Wages | \$ 191,037 | \$ 2,989,343 | \$ 2,989,343 | \$ 1,558,019 | \$ - | 52.12% |
| Personnel Services- Employee Benefits | \$ 34,091 | \$ 1,171,835 | \$ 1,171,835 | \$ 512,450 | \$ - | 43.73% |
| Contractual Services | \$ 1,312,026 | \$ 10,685,891 | \$ 10,685,891 | \$ 1,587,253 | \$ 6,583,818 | 15% |
| Capital | \$ 1,110,448 | \$ 23,328,502 | \$ 23,328,502 | \$ 2,192,626 | \$ 25,590,304 | 9.40% |
| Transfers Out | \$ - | \$ 104,868 | \$ 104,868 | \$ 104,868 | \$ - | 100.00% |
| 303 County Highway Matching | \$ - | \$ 88,248 | \$ 88,248 | \$ 81,850 | \$ - | 92.75% |
| Commodities | \$ - | \$ 88,248 | \$ 88,248 | \$ 81,850 | \$ - | 92.75% |
| 304 Motor Fuel Local Option | \$ 1,366,870 | \$ 13,180,000 | \$ 13,180,000 | \$ 2,504,026 | \$ 14,107,393 | 19.00% |
| Contractual Services | \$ 853,747 | \$ 9,585,500 | \$ 9,585,500 | \$ 930,574 | \$ 8,736,376 | 9.71% |
| Commodities | \$ 457,575 | \$ 3,324,500 | \$ 3,324,500 | \$ 1,515,803 | \$ 4,423,841 | 45.59% |
| Capital | \$ 55,549 | \$ 270,000 | \$ 270,000 | \$ 57,649 | \$ 947,175 | 21.35% |
| 305 Transportation Sales Tax | \$ 1,031,203 | \$ 45,400,565 | \$ 45,400,565 | \$ 5,010,579 | \$ 64,136,700 | 11.04% |
| Contractual Services | \$ 660,428 | \$ 9,009,415 | \$ 9,009,415 | \$ 1,901,191 | \$ 23,785,957 | 21.10% |
| Capital | \$ 368,689 | \$ 34,579,981 | \$ 34,579,981 | \$ 1,388,422 | \$ 40,350,743 | 4.02% |
| Transfers Out | \$ 2,085 | \$ 1,811,169 | \$ 1,811,169 | \$ 1,720,965 | \$ - | 95.02% |

Kane County Expenditure Report - Detail
Through June 30, 2023 (58.3% YTD, 57.69% Payroll Expense through Pay Period Ending 06/24/2023)

| | Current Month Transactions | Total Amended Budget | Total Amended Budget excluding Net Income | YTD Actual Transactions | YTD Encumbrances | Total % Used |
|---|----------------------------|----------------------|---|-------------------------|------------------|--------------|
| 515 Longmeadow Bond Construction | \$ - | \$ 18,302,263 | \$ 18,302,263 | \$ - | \$ - | 0.00% |
| Capital | \$ - | \$ 220,263 | \$ 220,263 | \$ - | \$ - | 0.00% |
| Transfers Out | \$ - | \$ 18,082,000 | \$ 18,082,000 | \$ - | \$ - | 0.00% |
| 540 Transportation Capital | \$ 5,249 | \$ 209,000 | \$ 209,000 | \$ 8,310 | \$ 243,052 | 3.98% |
| Contractual Services | \$ 5,249 | \$ - | \$ - | \$ 8,310 | \$ 23,013 | N/A |
| Capital | \$ - | \$ 209,000 | \$ 209,000 | \$ - | \$ 220,040 | 0.00% |
| 550 Aurora Area Impact Fees | \$ - | \$ 250 | \$ 250 | \$ - | \$ - | 0.00% |
| Contractual Services | \$ - | \$ 250 | \$ 250 | \$ - | \$ - | 0.00% |
| 551 Campton Hills Impact Fees | \$ - | \$ 250 | \$ 250 | \$ - | \$ - | 0.00% |
| Contractual Services | \$ - | \$ 250 | \$ 250 | \$ - | \$ - | 0.00% |
| 552 Greater Elgin Impact Fees | \$ - | \$ 427,117 | \$ 427,117 | \$ 130,016 | \$ 88,539 | 30.44% |
| Capital | \$ - | \$ 427,117 | \$ 427,117 | \$ 130,016 | \$ 88,539 | 30.44% |
| 553 Northwest Impact Fees | \$ - | \$ 345,000 | \$ 345,000 | \$ - | \$ - | 0.00% |
| Capital | \$ - | \$ 345,000 | \$ 345,000 | \$ - | \$ - | 0.00% |
| 554 Southwest Impact Fees | \$ - | \$ 113,270 | \$ 113,270 | \$ - | \$ - | 0.00% |
| Capital | \$ - | \$ 110,000 | \$ 110,000 | \$ - | \$ - | 0.00% |
| Transfers Out | \$ - | \$ 3,270 | \$ 3,270 | \$ - | \$ - | 0.00% |
| 555 Tri-Cities Impact Fees | \$ - | \$ 4,600 | \$ 4,600 | \$ - | \$ - | 0.00% |
| Transfers Out | \$ - | \$ 4,600 | \$ 4,600 | \$ - | \$ - | 0.00% |
| 556 Upper Fox Impact Fees | \$ - | \$ 251,000 | \$ 251,000 | \$ - | \$ 133,282 | 0.00% |
| Capital | \$ - | \$ 250,000 | \$ 250,000 | \$ - | \$ 133,282 | 0.00% |
| Transfers Out | \$ - | \$ 1,000 | \$ 1,000 | \$ - | \$ - | 0.00% |

Kane County Expenditure Report - Detail
Through June 30, 2023 (58.3% YTD, 57.69% Payroll Expense through Pay Period Ending 06/24/2023)

| | Current Month Transactions | Total Amended Budget | Total Amended Budget excluding Net Income | YTD Actual Transactions | YTD Encumbrances | Total % Used |
|---------------------------------------|-------------------------------|-------------------------|--|----------------------------|---------------------|--------------|
| 557 West Central Impact Fees | \$ - | \$ 41,400 | \$ 41,400 | \$ - | \$ - | 0.00% |
| Capital | \$ - | \$ 39,000 | \$ 39,000 | \$ - | \$ - | 0.00% |
| Transfers Out | \$ - | \$ 2,400 | \$ 2,400 | \$ - | \$ - | 0.00% |
| 558 North Impact Fees | \$ 866,443 | \$ 3,060,000 | \$ 3,060,000 | \$ 1,655,043 | \$ 2,516,963 | 54.09% |
| Contractual Services | \$ - | \$ 500,000 | \$ 500,000 | \$ 20,237 | \$ 1,140 | 4.05% |
| Capital | \$ 866,443 | \$ 2,460,000 | \$ 2,460,000 | \$ 1,634,807 | \$ 2,515,823 | 66.46% |
| Transfers Out | \$ - | \$ 100,000 | \$ 100,000 | \$ - | \$ - | 0.00% |
| 559 Central Impact Fees | \$ - | \$ 2,381,000 | \$ 2,381,000 | \$ 8,777 | \$ 5,110 | 0.37% |
| Contractual Services | \$ - | \$ - | \$ - | \$ 8,777 | \$ 5,110 | N/A |
| Capital | \$ - | \$ 2,366,000 | \$ 2,366,000 | \$ - | \$ - | 0.00% |
| Transfers Out | \$ - | \$ 15,000 | \$ 15,000 | \$ - | \$ - | 0.00% |
| 560 South Impact Fees | \$ 9,512 | \$ 4,371,037 | \$ 4,371,037 | \$ 17,644 | \$ 5,072,735 | 0.40% |
| Contractual Services | \$ 9,512 | \$ - | \$ - | \$ 17,644 | \$ 262,455 | N/A |
| Capital | \$ - | \$ 4,336,037 | \$ 4,336,037 | \$ - | \$ 4,810,279 | 0.00% |
| Transfers Out | \$ - | \$ 35,000 | \$ 35,000 | \$ - | \$ - | 0.00% |
| 580 Health | \$ 830,648 | \$ 11,479,430 | \$ 11,479,430 | \$ 4,807,784 | \$ 445,591 | 41.88% |
| 350 County Health | \$ 823,007 | \$ 10,893,346 | \$ 10,893,346 | \$ 4,722,604 | \$ 444,478 | 43.35% |
| Personnel Services- Salaries & Wages | \$ 279,689 | \$ 4,430,606 | \$ 4,430,606 | \$ 2,080,862 | \$ - | 46.97% |
| Personnel Services- Employee Benefits | \$ 98,542 | \$ 1,449,131 | \$ 1,449,131 | \$ 707,319 | \$ - | 48.81% |
| Contractual Services | \$ 344,804 | \$ 4,426,286 | \$ 4,426,286 | \$ 1,611,353 | \$ 34,704 | 36.40% |
| Commodities | \$ 99,972 | \$ 406,717 | \$ 406,717 | \$ 142,464 | \$ 409,774 | 35.03% |
| Transfers Out | \$ - | \$ 180,606 | \$ 180,606 | \$ 180,606 | \$ - | 100.00% |
| 351 Kane Kares | \$ 7,641 | \$ 586,084 | \$ 586,084 | \$ 85,180 | \$ 1,113 | 14.53% |
| Personnel Services- Salaries & Wages | \$ - | \$ 323,297 | \$ 323,297 | \$ 23,493 | \$ - | 7.27% |
| Personnel Services- Employee Benefits | \$ - | \$ 118,555 | \$ 118,555 | \$ 9,485 | \$ - | 8.00% |
| Contractual Services | \$ 5,904 | \$ 126,420 | \$ 126,420 | \$ 32,677 | \$ 70 | 25.85% |
| Commodities | \$ 1,737 | \$ 334 | \$ 334 | \$ 2,046 | \$ 1,043 | 612.55% |
| Transfers Out | \$ - | \$ 17,478 | \$ 17,478 | \$ 17,478 | \$ - | 100.00% |

Kane County Expenditure Report - Detail
Through June 30, 2023 (58.3% YTD, 57.69% Payroll Expense through Pay Period Ending 06/24/2023)

| | Current Month Transactions | Total Amended Budget | Total Amended Budget excluding Net Income | YTD Actual Transactions | YTD Encumbrances | Total % Used |
|--|-------------------------------|-------------------------|--|----------------------------|---------------------|--------------|
| 660 Veterans' Commission | \$ 39,204 | \$ 573,999 | \$ 573,999 | \$ 249,294 | \$ - | 43.43% |
| 380 Veterans' Commission | \$ 39,204 | \$ 573,999 | \$ 573,999 | \$ 249,294 | \$ - | 43.43% |
| Personnel Services- Salaries & Wages | \$ 26,074 | \$ 327,406 | \$ 327,406 | \$ 170,318 | \$ - | 52.02% |
| Personnel Services- Employee Benefits | \$ 8,069 | \$ 123,215 | \$ 123,215 | \$ 54,864 | \$ - | 44.53% |
| Contractual Services | \$ 4,086 | \$ 104,054 | \$ 104,054 | \$ 10,769 | \$ - | 10.35% |
| Commodities | \$ 974 | \$ 6,956 | \$ 6,956 | \$ 974 | \$ - | 14.01% |
| Transfers Out | \$ - | \$ 12,368 | \$ 12,368 | \$ 12,368 | \$ - | 100.00% |
| 670 Environmental Management | \$ 133,816 | \$ 1,334,582 | \$ 1,182,023 | \$ 578,303 | \$ 13,498 | 48.92% |
| 001 General Fund | \$ 45,949 | \$ 618,810 | \$ 618,810 | \$ 342,696 | \$ 64 | 55.38% |
| Personnel Services- Salaries & Wages | \$ 37,244 | \$ 506,948 | \$ 506,948 | \$ 279,332 | \$ - | 55.10% |
| Personnel Services- Employee Benefits | \$ 8,579 | \$ 106,212 | \$ 106,212 | \$ 59,788 | \$ - | 56.29% |
| Contractual Services | \$ (199) | \$ 4,650 | \$ 4,650 | \$ 2,894 | \$ - | 62.24% |
| Commodities | \$ 325 | \$ 1,000 | \$ 1,000 | \$ 683 | \$ 64 | 68.25% |
| 420 Stormwater Management | \$ 65,936 | \$ 236,661 | \$ 236,661 | \$ 72,260 | \$ - | 30.53% |
| Personnel Services- Salaries & Wages | \$ 608 | \$ 7,928 | \$ 7,928 | \$ 4,559 | \$ - | 57.50% |
| Personnel Services- Employee Benefits | \$ 329 | \$ 4,144 | \$ 4,144 | \$ 2,339 | \$ - | 56.45% |
| Contractual Services | \$ 65,000 | \$ 216,612 | \$ 216,612 | \$ 65,100 | \$ - | 30.05% |
| Commodities | \$ - | \$ 7,715 | \$ 7,715 | \$ - | \$ - | 0.00% |
| Transfers Out | \$ - | \$ 262 | \$ 262 | \$ 262 | \$ - | 100.00% |
| 421 Elec Agg Civic Contribution | \$ - | \$ 254,648 | \$ 102,089 | \$ 48,451 | \$ - | 47.46% |
| Contractual Services | \$ - | \$ 75,000 | \$ 75,000 | \$ 21,362 | \$ - | 28.48% |
| Contingency and Other | \$ - | \$ 152,559 | \$ - | \$ - | \$ - | N/A |
| Transfers Out | \$ - | \$ 27,089 | \$ 27,089 | \$ 27,089 | \$ - | 100.00% |

Kane County Expenditure Report - Detail
Through June 30, 2023 (58.3% YTD, 57.69% Payroll Expense through Pay Period Ending 06/24/2023)

| | Current Month Transactions | Total Amended Budget | Total Amended Budget excluding Net Income | YTD Actual Transactions | YTD Encumbrances | Total % Used |
|--|-------------------------------|-------------------------|--|----------------------------|---------------------|---------------|
| 650 Enterprise Surcharge | \$ 21,930 | \$ 223,463 | \$ 223,463 | \$ 114,896 | \$ 13,434 | 51.42% |
| Personnel Services- Salaries & Wages | \$ 3,399 | \$ 22,845 | \$ 22,845 | \$ 25,493 | \$ - | 111.59% |
| Personnel Services- Employee Benefits | \$ 1,470 | \$ 9,113 | \$ 9,113 | \$ 10,495 | \$ - | 115.16% |
| Contractual Services | \$ 16,605 | \$ 171,716 | \$ 171,716 | \$ 69,863 | \$ 13,434 | 40.68% |
| Commodities | \$ 456 | \$ 17,925 | \$ 17,925 | \$ 7,182 | \$ - | 40.07% |
| Transfers Out | \$ - | \$ 1,864 | \$ 1,864 | \$ 1,864 | \$ - | 100.00% |
| 751 Subdivision Review Escrow | \$ - | \$ 1,000 | \$ 1,000 | \$ - | \$ - | 0.00% |
| Contractual Services | \$ - | \$ 1,000 | \$ 1,000 | \$ - | \$ - | 0.00% |
| 690 Development | \$ 575,032 | \$ 17,499,200 | \$ 12,839,248 | \$ 7,226,000 | \$ 217,817 | 56.28% |
| 001 General Fund | \$ 94,529 | \$ 1,339,428 | \$ 1,339,428 | \$ 719,947 | \$ - | 53.75% |
| Personnel Services- Salaries & Wages | \$ 70,456 | \$ 973,646 | \$ 973,646 | \$ 506,990 | \$ - | 52.07% |
| Personnel Services- Employee Benefits | \$ 20,726 | \$ 270,856 | \$ 270,856 | \$ 136,683 | \$ - | 50.46% |
| Contractual Services | \$ 2,178 | \$ 71,946 | \$ 71,946 | \$ 32,389 | \$ - | 45.02% |
| Commodities | \$ 1,171 | \$ 22,980 | \$ 22,980 | \$ 43,885 | \$ - | 190.97% |
| 400 Economic Development | \$ 11,593 | \$ 357,084 | \$ 357,084 | \$ 61,160 | \$ - | 17.13% |
| Personnel Services- Salaries & Wages | \$ 3,510 | \$ 45,784 | \$ 45,784 | \$ 26,328 | \$ - | 57.51% |
| Personnel Services- Employee Benefits | \$ 1,595 | \$ 20,039 | \$ 20,039 | \$ 11,349 | \$ - | 56.64% |
| Contractual Services | \$ 6,488 | \$ 286,491 | \$ 286,491 | \$ 19,113 | \$ - | 6.67% |
| Commodities | \$ - | \$ 400 | \$ 400 | \$ - | \$ - | 0.00% |
| Transfers Out | \$ - | \$ 4,370 | \$ 4,370 | \$ 4,370 | \$ - | 100.00% |
| 401 Community Dev Block Program | \$ 326,866 | \$ 2,022,761 | \$ 2,022,761 | \$ 1,097,718 | \$ 102 | 54.27% |
| Personnel Services- Salaries & Wages | \$ 10,655 | \$ 187,584 | \$ 187,584 | \$ 82,524 | \$ - | 43.99% |
| Personnel Services- Employee Benefits | \$ 2,670 | \$ 81,898 | \$ 81,898 | \$ 21,187 | \$ - | 25.87% |
| Contractual Services | \$ 312,462 | \$ 1,720,793 | \$ 1,720,793 | \$ 967,254 | \$ 102 | 56.21% |
| Commodities | \$ 688 | \$ 8,356 | \$ 8,356 | \$ 1,944 | \$ - | 23.27% |
| Transfers Out | \$ 391 | \$ 24,130 | \$ 24,130 | \$ 24,809 | \$ - | 102.82% |

Kane County Expenditure Report - Detail
Through June 30, 2023 (58.3% YTD, 57.69% Payroll Expense through Pay Period Ending 06/24/2023)

| | Current Month Transactions | Total Amended Budget | Total Amended Budget excluding Net Income | YTD Actual Transactions | YTD Encumbrances | Total % Used |
|---|----------------------------|----------------------|---|-------------------------|------------------|----------------|
| 402 HOME Program | \$ 8,700 | \$ 1,264,538 | \$ 1,264,538 | \$ 1,441,302 | \$ 60 | 113.98% |
| Personnel Services- Salaries & Wages | \$ 5,232 | \$ 84,740 | \$ 84,740 | \$ 47,591 | \$ - | 56.16% |
| Personnel Services- Employee Benefits | \$ 1,360 | \$ 30,830 | \$ 30,830 | \$ 11,862 | \$ - | 38.48% |
| Contractual Services | \$ 1,829 | \$ 1,145,386 | \$ 1,145,386 | \$ 1,379,562 | \$ 60 | 120.45% |
| Commodities | \$ 64 | \$ 960 | \$ 960 | \$ 547 | \$ - | 56.95% |
| Transfers Out | \$ 215 | \$ 2,622 | \$ 2,622 | \$ 1,739 | \$ - | 66.33% |
| 403 Unincorporated Stormwater Mgmt | \$ - | \$ 55,000 | \$ 55,000 | \$ - | \$ - | 0.00% |
| Contractual Services | \$ - | \$ 55,000 | \$ 55,000 | \$ - | \$ - | 0.00% |
| 404 Homeless Management Info Systems | \$ 10,940 | \$ 227,366 | \$ 227,366 | \$ 115,793 | \$ 42 | 50.93% |
| Personnel Services- Salaries & Wages | \$ 6,194 | \$ 100,434 | \$ 100,434 | \$ 46,959 | \$ - | 46.76% |
| Personnel Services- Employee Benefits | \$ 2,031 | \$ 36,956 | \$ 36,956 | \$ 15,073 | \$ - | 40.79% |
| Contractual Services | \$ 2,333 | \$ 85,758 | \$ 85,758 | \$ 51,080 | \$ 42 | 59.56% |
| Commodities | \$ 89 | \$ 1,596 | \$ 1,596 | \$ 649 | \$ - | 40.65% |
| Transfers Out | \$ 293 | \$ 2,622 | \$ 2,622 | \$ 2,032 | \$ - | 77.51% |
| 405 Cost Share Drainage | \$ 5,240 | \$ 189,403 | \$ 189,403 | \$ 33,347 | \$ 70,606 | 17.61% |
| Contractual Services | \$ 297 | \$ 188,563 | \$ 188,563 | \$ 28,304 | \$ 70,606 | 15.01% |
| Commodities | \$ - | \$ 840 | \$ 840 | \$ 100 | \$ - | 11.90% |
| Capital | \$ 4,943 | \$ - | \$ - | \$ 4,943 | \$ - | N/A |
| 406 OCR & Recovery Act Programs | \$ 460 | \$ 55,552 | \$ 55,552 | \$ 717 | \$ - | 1.29% |
| Personnel Services- Salaries & Wages | \$ 389 | \$ 3,107 | \$ 3,107 | \$ 607 | \$ - | 19.53% |
| Personnel Services- Employee Benefits | \$ 51 | \$ 2,137 | \$ 2,137 | \$ 79 | \$ - | 3.70% |
| Contractual Services | \$ 20 | \$ 50,162 | \$ 50,162 | \$ 31 | \$ - | 0.06% |
| Transfers Out | \$ - | \$ 146 | \$ 146 | \$ - | \$ - | 0.00% |

Kane County Expenditure Report - Detail
Through June 30, 2023 (58.3% YTD, 57.69% Payroll Expense through Pay Period Ending 06/24/2023)

| | Current Month Transactions | Total Amended Budget | Total Amended Budget excluding Net Income | YTD Actual Transactions | YTD Encumbrances | Total % Used |
|---|-------------------------------|-------------------------|--|----------------------------|---------------------|--------------|
| 407 Quality of Kane Grants | \$ - | \$ 30,110 | \$ 30,110 | \$ - | \$ - | 0.00% |
| Contractual Services | \$ - | \$ 30,110 | \$ 30,110 | \$ - | \$ - | 0.00% |
| 409 Continuum of Care Planning Grant | \$ 4,026 | \$ 87,429 | \$ 87,429 | \$ 42,092 | \$ 32 | 48.14% |
| Personnel Services- Salaries & Wages | \$ 2,625 | \$ 36,760 | \$ 36,760 | \$ 23,038 | \$ - | 62.67% |
| Personnel Services- Employee Benefits | \$ 852 | \$ 13,341 | \$ 13,341 | \$ 7,196 | \$ - | 53.94% |
| Contractual Services | \$ 405 | \$ 35,636 | \$ 35,636 | \$ 10,656 | \$ 32 | 29.90% |
| Commodities | \$ 26 | \$ 381 | \$ 381 | \$ 244 | \$ - | 63.93% |
| Transfers Out | \$ 117 | \$ 1,311 | \$ 1,311 | \$ 958 | \$ - | 73.04% |
| 410 Elgin CDBG | \$ 5,473 | \$ 959,568 | \$ 959,568 | \$ 360,168 | \$ 28 | 37.53% |
| Personnel Services- Salaries & Wages | \$ 2,196 | \$ 115,687 | \$ 115,687 | \$ 32,157 | \$ - | 27.80% |
| Personnel Services- Employee Benefits | \$ 529 | \$ 48,916 | \$ 48,916 | \$ 8,088 | \$ - | 16.53% |
| Contractual Services | \$ 2,667 | \$ 790,653 | \$ 790,653 | \$ 318,644 | \$ 28 | 40.30% |
| Commodities | \$ 22 | \$ 1,253 | \$ 1,253 | \$ 360 | \$ - | 28.72% |
| Transfers Out | \$ 59 | \$ 3,059 | \$ 3,059 | \$ 919 | \$ - | 30.03% |
| 412 Emergency Rental Assistance #2 | \$ 12,333 | \$ 7,935,693 | \$ 3,275,746 | \$ 2,398,776 | \$ 28 | 73.23% |
| Personnel Services- Salaries & Wages | \$ 6,606 | \$ 73,046 | \$ 73,046 | \$ 28,569 | \$ - | 39.11% |
| Personnel Services- Employee Benefits | \$ 1,232 | \$ 46,240 | \$ 46,240 | \$ 5,022 | \$ - | 10.86% |
| Contractual Services | \$ 4,246 | \$ 3,148,912 | \$ 3,148,912 | \$ 2,360,899 | \$ 28 | 74.98% |
| Commodities | \$ 73 | \$ 4,452 | \$ 4,452 | \$ 3,564 | \$ - | 80.04% |
| Contingency and Other | \$ - | \$ 4,659,947 | \$ - | \$ - | \$ - | N/A |
| Transfers Out | \$ 176 | \$ 3,096 | \$ 3,096 | \$ 723 | \$ - | 23.35% |
| 413 CDBG-CV | \$ 483 | \$ 551,800 | \$ 551,800 | \$ 482,888 | \$ 7 | 87.51% |
| Personnel Services- Salaries & Wages | \$ 302 | \$ 29,903 | \$ 29,903 | \$ 4,559 | \$ - | 15.25% |
| Personnel Services- Employee Benefits | \$ 95 | \$ 13,307 | \$ 13,307 | \$ 1,876 | \$ - | 14.10% |
| Contractual Services | \$ 61 | \$ 508,168 | \$ 508,168 | \$ 476,244 | \$ 7 | 93.72% |
| Commodities | \$ 6 | \$ 422 | \$ 422 | \$ 53 | \$ - | 12.56% |
| Transfers Out | \$ 20 | \$ - | \$ - | \$ 156 | \$ - | N/A |
| 414 Home - ARP | \$ 13,617 | \$ 853,213 | \$ 853,213 | \$ 20,773 | \$ 4 | 2.43% |
| Personnel Services- Salaries & Wages | \$ 1,921 | \$ 100,247 | \$ 100,247 | \$ 7,166 | \$ - | 7.15% |
| Personnel Services- Employee Benefits | \$ 638 | \$ 40,175 | \$ 40,175 | \$ 1,649 | \$ - | 4.11% |
| Contractual Services | \$ 10,959 | \$ 710,877 | \$ 710,877 | \$ 11,667 | \$ 4 | 1.64% |
| Commodities | \$ 21 | \$ 1,914 | \$ 1,914 | \$ 76 | \$ - | 3.99% |
| Transfers Out | \$ 78 | \$ - | \$ - | \$ 215 | \$ - | N/A |

Kane County Expenditure Report - Detail
Through June 30, 2023 (58.3% YTD, 57.69% Payroll Expense through Pay Period Ending 06/24/2023)

| | Current Month Transactions | Total Amended Budget | Total Amended Budget excluding Net Income | YTD Actual Transactions | YTD Encumbrances | Total % Used |
|---|----------------------------|----------------------|---|-------------------------|-------------------|---------------|
| 415 Homeless Prevention Program | \$ 15,858 | \$ 246,230 | \$ 246,230 | \$ 180,055 | \$ - | 73.12% |
| Personnel Services- Salaries & Wages | \$ 8,978 | \$ - | \$ - | \$ 51,106 | \$ - | N/A |
| Personnel Services- Employee Benefits | \$ 2,223 | \$ - | \$ - | \$ 14,599 | \$ - | N/A |
| Contractual Services | \$ 3,916 | \$ 240,587 | \$ 240,587 | \$ 110,212 | \$ - | 45.81% |
| Commodities | \$ 193 | \$ - | \$ - | \$ 1,423 | \$ - | N/A |
| Transfers Out | \$ 547 | \$ 5,643 | \$ 5,643 | \$ 2,716 | \$ - | 48.14% |
| 425 Blighted Structure Demolition | \$ - | \$ 120,000 | \$ 120,000 | \$ 3,114 | \$ - | 2.60% |
| Contractual Services | \$ - | \$ 120,000 | \$ 120,000 | \$ 3,114 | \$ - | 2.60% |
| 435 Growing for Kane | \$ 1,440 | \$ 177,140 | \$ 177,140 | \$ 8,593 | \$ - | 4.85% |
| Contractual Services | \$ 1,440 | \$ 175,640 | \$ 175,640 | \$ 8,593 | \$ - | 4.89% |
| Commodities | \$ - | \$ 1,500 | \$ 1,500 | \$ - | \$ - | 0.00% |
| 520 Mill Creek Special Service Area | \$ 63,476 | \$ 1,009,409 | \$ 1,009,409 | \$ 259,556 | \$ 146,908 | 25.71% |
| Personnel Services- Salaries & Wages | \$ 5,253 | \$ 69,758 | \$ 69,758 | \$ 39,398 | \$ - | 56.48% |
| Personnel Services- Employee Benefits | \$ 2,209 | \$ 28,041 | \$ 28,041 | \$ 15,708 | \$ - | 56.02% |
| Contractual Services | \$ 53,350 | \$ 858,814 | \$ 858,814 | \$ 169,701 | \$ 146,324 | 19.76% |
| Commodities | \$ 2,663 | \$ 26,900 | \$ 26,900 | \$ 8,853 | \$ 584 | 32.91% |
| Transfers Out | \$ - | \$ 25,896 | \$ 25,896 | \$ 25,896 | \$ - | 100.00% |
| 521 Bowes Creek Special Service Area | \$ - | \$ 5 | \$ - | \$ - | \$ - | N/A |
| Contingency and Other | \$ - | \$ 5 | \$ - | \$ - | \$ - | N/A |

Kane County Expenditure Report - Detail
Through June 30, 2023 (58.3% YTD, 57.69% Payroll Expense through Pay Period Ending 06/24/2023)

| | Current Month Transactions | Total Amended Budget | Total Amended Budget excluding Net Income | YTD Actual Transactions | YTD Encumbrances | Total % Used |
|--|----------------------------|----------------------|---|-------------------------|------------------|--------------|
| 5302 Shirewood Farm SSA SW39 | \$ - | \$ 110 | \$ 110 | \$ - | \$ - | 0.00% |
| Contractual Services | \$ - | \$ 110 | \$ 110 | \$ - | \$ - | 0.00% |
| 5304 Wildwood West SBA SW41 | \$ - | \$ 665 | \$ 665 | \$ - | \$ - | 0.00% |
| Transfers Out | \$ - | \$ 665 | \$ 665 | \$ - | \$ - | 0.00% |
| 5306 Cheval DeSelle Venetian SBA SW43 | \$ - | \$ 2,200 | \$ 2,200 | \$ - | \$ - | 0.00% |
| Contractual Services | \$ - | \$ 2,200 | \$ 2,200 | \$ - | \$ - | 0.00% |
| 5308 Plank Road Estates SBA SW45 | \$ - | \$ 1,575 | \$ 1,575 | \$ - | \$ - | 0.00% |
| Contractual Services | \$ - | \$ 1,575 | \$ 1,575 | \$ - | \$ - | 0.00% |
| 5310 Exposition View SBA SW47 | \$ - | \$ 500 | \$ 500 | \$ - | \$ - | 0.00% |
| Contractual Services | \$ - | \$ 500 | \$ 500 | \$ - | \$ - | 0.00% |
| 5311 Pasadena Drive SBA SW48 | \$ - | \$ 3,872 | \$ 3,872 | \$ - | \$ - | 0.00% |
| Contractual Services | \$ - | \$ 1,300 | \$ 1,300 | \$ - | \$ - | 0.00% |
| Transfers Out | \$ - | \$ 2,572 | \$ 2,572 | \$ - | \$ - | 0.00% |
| 5312 Tamara Dittman SBA SW 50 | \$ - | \$ 1,215 | \$ 1,215 | \$ - | \$ - | 0.00% |
| Transfers Out | \$ - | \$ 1,215 | \$ 1,215 | \$ - | \$ - | 0.00% |
| 5313 Church Molitor SSA SA 52 | \$ - | \$ 3,334 | \$ 3,334 | \$ - | \$ - | 0.00% |
| Transfers Out | \$ - | \$ 3,334 | \$ 3,334 | \$ - | \$ - | 0.00% |
| 5314 45W185 Plank Road SSA SW 54 | \$ - | \$ 4,000 | \$ 4,000 | \$ - | \$ - | 0.00% |
| Transfers Out | \$ - | \$ 4,000 | \$ 4,000 | \$ - | \$ - | 0.00% |

Kane County Expenditure Report - Detail
Through June 30, 2023 (58.3% YTD, 57.69% Payroll Expense through Pay Period Ending 06/24/2023)

| | Current Month Transactions | Total Amended Budget | Total Amended Budget excluding Net Income | YTD Actual Transactions | YTD Encumbrances | Total % Used |
|---|----------------------------|----------------------|---|-------------------------|------------------|--------------|
| 760 Debt Service | \$ 137,250 | \$ 23,302,637 | \$ 23,274,694 | \$ 3,257,282 | \$ - | 13.99% |
| 601 Public Building Commission | \$ - | \$ 11,240 | \$ - | \$ - | \$ - | N/A |
| Contingency and Other | \$ - | \$ 11,240 | \$ - | \$ - | \$ - | N/A |
| 610 Capital Improvement Debt Service | \$ 101,101 | \$ 202,202 | \$ 202,202 | \$ 202,202 | \$ - | 100.00% |
| Debt Service | \$ 101,101 | \$ 202,202 | \$ 202,202 | \$ 202,202 | \$ - | 100.00% |
| 620 Motor Fuel Tax Debt Service | \$ - | \$ 3,000 | \$ - | \$ - | \$ - | N/A |
| Contingency and Other | \$ - | \$ 3,000 | \$ - | \$ - | \$ - | N/A |
| 621 Transit Sales Tax Debt Service | \$ - | \$ 1,750 | \$ - | \$ - | \$ - | N/A |
| Contingency and Other | \$ - | \$ 1,750 | \$ - | \$ - | \$ - | N/A |
| 622 Recovery Zone Bond Debt Service | \$ 22,764 | \$ 135,187 | \$ 123,234 | \$ 123,234 | \$ - | 100.00% |
| Contractual Services | \$ - | \$ 550 | \$ 550 | \$ 550 | \$ - | 100.00% |
| Contingency and Other | \$ - | \$ 11,953 | \$ - | \$ - | \$ - | N/A |
| Debt Service | \$ 22,764 | \$ 122,684 | \$ 122,684 | \$ 122,684 | \$ - | 100.00% |
| 623 JJC/AJC Refunding Debt Service | \$ 13,386 | \$ 3,076,121 | \$ 3,076,121 | \$ 2,931,846 | \$ - | 95.31% |
| Contractual Services | \$ - | \$ 550 | \$ 550 | \$ - | \$ - | 0.00% |
| Debt Service | \$ 13,386 | \$ 3,075,571 | \$ 3,075,571 | \$ 2,931,846 | \$ - | 95.33% |
| 624 Longmeadow Debt Service | \$ - | \$ 19,818,969 | \$ 19,818,969 | \$ - | \$ - | 0.00% |
| Debt Service | \$ - | \$ 19,818,969 | \$ 19,818,969 | \$ - | \$ - | 0.00% |
| 625 Longmeadow Debt Srv - Cap Int | \$ - | \$ 54,168 | \$ 54,168 | \$ - | \$ - | 0.00% |
| Debt Service | \$ - | \$ 54,168 | \$ 54,168 | \$ - | \$ - | 0.00% |

Kane County Expenditure Report - Detail
Through June 30, 2023 (58.3% YTD, 57.69% Payroll Expense through Pay Period Ending 06/24/2023)

| | Current Month Transactions | Total Amended Budget | Total Amended Budget excluding Net Income | YTD Actual Transactions | YTD Encumbrances | Total % Used |
|---|-------------------------------|-------------------------|--|----------------------------|---------------------|----------------|
| 800 Other- Countywide Expenses | \$ 3,636,791 | \$ 102,791,337 | \$ 101,805,950 | \$ 56,816,483 | \$ 5,077,946 | 55.81% |
| 001 General Fund | \$ 304,634 | \$ 8,830,075 | \$ 8,830,075 | \$ 7,467,741 | \$ 306,175 | 84.57% |
| Contractual Services | \$ 200,331 | \$ 1,988,295 | \$ 1,988,295 | \$ 1,436,319 | \$ 306,587 | 72.24% |
| Commodities | \$ 104,304 | \$ 1,618,752 | \$ 1,618,752 | \$ 808,395 | \$ (412) | 49.94% |
| Transfers Out | \$ - | \$ 5,223,028 | \$ 5,223,028 | \$ 5,223,028 | \$ - | 100.00% |
| 100 County Automation | \$ - | \$ 7,475 | \$ 7,475 | \$ - | \$ - | 0.00% |
| Contractual Services | \$ - | \$ 7,475 | \$ 7,475 | \$ - | \$ - | 0.00% |
| 110 Illinois Municipal Retirement | \$ 452,040 | \$ 5,479,925 | \$ 5,479,925 | \$ 3,161,881 | \$ - | 57.70% |
| Personnel Services- Employee Benefits | \$ 452,040 | \$ 5,479,925 | \$ 5,479,925 | \$ 3,161,881 | \$ - | 57.70% |
| 111 FICA/Social Security | \$ 379,775 | \$ 5,212,071 | \$ 5,212,071 | \$ 2,846,511 | \$ - | 54.61% |
| Personnel Services- Employee Benefits | \$ 379,775 | \$ 5,212,071 | \$ 5,212,071 | \$ 2,846,511 | \$ - | 54.61% |
| 112 Special Reserve | \$ - | \$ 296,508 | \$ 33,908 | \$ 33,908 | \$ - | 100.00% |
| Contingency and Other | \$ - | \$ 262,600 | \$ - | \$ - | \$ - | N/A |
| Transfers Out | \$ - | \$ 33,908 | \$ 33,908 | \$ 33,908 | \$ - | 100.00% |
| 113 Emergency Reserve | \$ - | \$ 52,770 | \$ - | \$ - | \$ - | N/A |
| Contingency and Other | \$ - | \$ 52,770 | \$ - | \$ - | \$ - | N/A |
| 114 Property Tax Freeze Protection | \$ 9,776 | \$ 5,049,890 | \$ 5,009,776 | \$ 5,009,776 | \$ - | 100.00% |
| Contingency and Other | \$ - | \$ 40,114 | \$ - | \$ - | \$ - | N/A |
| Transfers Out | \$ 9,776 | \$ 5,009,776 | \$ 5,009,776 | \$ 5,009,776 | \$ - | 100.00% |
| 125 Public Safety Sales Tax | \$ 170,677 | \$ 2,042,600 | \$ 2,042,600 | \$ 1,120,149 | \$ 415,666 | 54.84% |
| Contractual Services | \$ 165,038 | \$ 949,600 | \$ 949,600 | \$ 592,680 | \$ 68,718 | 62.41% |
| Capital | \$ 5,639 | \$ 659,000 | \$ 659,000 | \$ 93,469 | \$ 346,948 | 14.18% |
| Transfers Out | \$ - | \$ 434,000 | \$ 434,000 | \$ 434,000 | \$ - | 100.00% |
| 127 Judicial Technology Sales Tax | \$ 62,822 | \$ 1,520,289 | \$ 1,496,236 | \$ 937,500 | \$ - | 62.66% |
| Personnel Services- Salaries & Wages | \$ 15,546 | \$ 313,675 | \$ 313,675 | \$ 115,829 | \$ - | 36.93% |
| Personnel Services- Employee Benefits | \$ 4,119 | \$ 124,162 | \$ 124,162 | \$ 29,258 | \$ - | 23.56% |
| Contractual Services | \$ 43,157 | \$ 1,023,203 | \$ 1,023,203 | \$ 757,217 | \$ - | 74.00% |
| Contingency and Other | \$ - | \$ 24,053 | \$ - | \$ - | \$ - | N/A |
| Transfers Out | \$ - | \$ 35,196 | \$ 35,196 | \$ 35,196 | \$ - | 100.00% |

Kane County Expenditure Report - Detail
Through June 30, 2023 (58.3% YTD, 57.69% Payroll Expense through Pay Period Ending 06/24/2023)

| | Current Month Transactions | Total Amended Budget | Total Amended Budget excluding Net Income | YTD Actual Transactions | YTD Encumbrances | Total % Used |
|---|----------------------------|----------------------|---|-------------------------|------------------|--------------|
| 355 American Rescue Plan | \$ 244,827 | \$ 26,793,023 | \$ 26,793,023 | \$ 9,359,533 | \$ - | 34.93% |
| Personnel Services- Salaries & Wages | \$ 16,284 | \$ 247,208 | \$ 247,208 | \$ 85,664 | \$ - | 34.65% |
| Personnel Services- Employee Benefits | \$ 1,479 | \$ 118,572 | \$ 118,572 | \$ 21,473 | \$ - | 18.11% |
| Contractual Services | \$ 227,064 | \$ 3,417,515 | \$ 3,417,515 | \$ 726,170 | \$ - | 21.25% |
| Commodities | \$ - | \$ 2,500 | \$ 2,500 | \$ - | \$ - | 0.00% |
| Contingency and Other | \$ - | \$ 18,625,594 | \$ 18,625,594 | \$ - | \$ - | 0.00% |
| Capital | \$ - | \$ 3,058,357 | \$ 3,058,357 | \$ 45,948 | \$ - | 1.50% |
| Transfers Out | \$ - | \$ 1,323,277 | \$ 1,323,277 | \$ 8,480,278 | \$ - | 640.85% |
| 356 ARP Recoupment of Lost Revenue | \$ - | \$ 10 | \$ - | \$ 2,907,342 | \$ - | N/A |
| Contingency and Other | \$ - | \$ 10 | \$ - | \$ - | \$ - | N/A |
| Transfers Out | \$ - | \$ - | \$ - | \$ 2,907,342 | \$ - | N/A |
| 357 COVID Payroll Reimbursement | \$ - | \$ 11,228,467 | \$ 11,228,467 | \$ 11,228,467 | \$ - | 100.00% |
| Transfers Out | \$ - | \$ 11,228,467 | \$ 11,228,467 | \$ 11,228,467 | \$ - | 100.00% |
| 358 FEMA PA Administration | \$ 101,332 | \$ 250,000 | \$ 250,000 | \$ 101,332 | \$ - | 40.53% |
| Contractual Services | \$ 101,332 | \$ 250,000 | \$ 250,000 | \$ 101,332 | \$ - | 40.53% |
| 500 Capital Projects | \$ 347,796 | \$ 10,329,091 | \$ 10,329,091 | \$ 3,083,036 | \$ 4,356,105 | 29.85% |
| Contractual Services | \$ 33,289 | \$ 800,000 | \$ 800,000 | \$ 128,791 | \$ 5,000 | 16.10% |
| Commodities | \$ - | \$ - | \$ - | \$ 30,996 | \$ (0) | N/A |
| Capital | \$ 314,507 | \$ 9,529,091 | \$ 9,529,091 | \$ 2,923,249 | \$ 4,351,105 | 30.68% |
| 501 Judicial Facility Construction | \$ - | \$ 905,000 | \$ 300,000 | \$ 68,054 | \$ - | 22.68% |
| Contingency and Other | \$ - | \$ 605,000 | \$ - | \$ - | \$ - | 0.00% |
| Capital | \$ - | \$ 300,000 | \$ 300,000 | \$ 68,054 | \$ - | 22.68% |
| 510 Capital Improvement Bond Const | \$ - | \$ 840 | \$ - | \$ - | \$ - | N/A |
| Contingency and Other | \$ - | \$ 840 | \$ - | \$ - | \$ - | N/A |
| 652 Health Insurance Fund | \$ 1,563,112 | \$ 24,793,303 | \$ 24,793,303 | \$ 9,491,253 | \$ - | 38.28% |
| Personnel Services- Employee Benefits | \$ 414 | \$ 57,455 | \$ 57,455 | \$ 56,346 | \$ - | 98.07% |
| Contractual Services | \$ 1,562,698 | \$ 24,735,848 | \$ 24,735,848 | \$ 9,434,907 | \$ - | 38.14% |
| 900 Contingency | \$ - | \$ 4,504,969 | \$ 4,471,169 | \$ - | \$ - | 0.00% |
| 001 General Fund | \$ - | \$ 4,471,169 | \$ 4,471,169 | \$ - | \$ - | 0.00% |
| Personnel Services- Salaries & Wages | \$ - | \$ 2,702,146 | \$ 2,702,146 | \$ - | \$ - | 0.00% |
| Personnel Services- Employee Benefits | \$ - | \$ 934,335 | \$ 934,335 | \$ - | \$ - | 0.00% |
| Contingency and Other | \$ - | \$ 834,688 | \$ 834,688 | \$ - | \$ - | 0.00% |
| 660 Working Cash | \$ - | \$ 33,800 | \$ - | \$ - | \$ - | N/A |
| Contingency and Other | \$ - | \$ 33,800 | \$ - | \$ - | \$ - | N/A |
| Grand Total | \$ 21,440,781 | \$ 444,708,619 | \$ 437,226,805 | \$ 164,711,583 | \$ 129,928,735 | 37.67% |

Kane County Revenue Report - Summary
Through November 30, 2022 (100.0% YTD) DRAFT

| | Current Month Transactions | Total Amended Budget | Total Amended Budget excluding Cash on Hand | YTD Actual Transactions | Total % Received |
|---------------------------------------|-------------------------------|-------------------------|---|----------------------------|------------------|
| 000 General Government Revenue | \$ 8,025,444 | \$ 107,926,356 | \$ 84,124,388 | \$ 90,167,452 | 107.18% |
| 001 General Fund | \$ 8,192,684 | \$ 101,095,588 | \$ 78,117,017 | \$ 83,412,413 | 106.78% |
| 010 Insurance Liability | \$ (169,120) | \$ 6,137,731 | \$ 6,007,371 | \$ 5,997,355 | 99.83% |
| 354 Mass Vaccination Fund | \$ 1,880 | \$ 693,037 | \$ - | \$ 757,685 | N/A |
| 010 County Board | \$ (342,575) | \$ 9,297,561 | \$ 5,461,296 | \$ 5,860,829 | 107.32% |
| 001 General Fund | \$ 75 | \$ 66,250 | \$ 66,250 | \$ 77,788 | 117.42% |
| 120 Grand Victoria Casino Elgin | \$ (206,097) | \$ 2,948,689 | \$ 1,970,345 | \$ 5,267,439 | 267.34% |
| 430 Farmland Preservation | \$ (136,553) | \$ 6,219,969 | \$ 3,362,048 | \$ 452,952 | 13.47% |
| 491 Tax Sale Purchase | \$ - | \$ 62,653 | \$ 62,653 | \$ 62,651 | 100.00% |
| 060 Information Technologies | \$ 187,348 | \$ 3,363,956 | \$ 3,064,865 | \$ 2,640,902 | 86.17% |
| 001 General Fund | \$ 155,018 | \$ 1,130,533 | \$ 1,130,533 | \$ 1,151,772 | 101.88% |
| 101 Geographic Information Systems | \$ 39,379 | \$ 1,863,491 | \$ 1,630,500 | \$ 1,190,471 | 73.01% |
| 385 IL Counties Information Mgmt | \$ (73) | \$ 4,001 | \$ 4,001 | \$ 4,341 | 108.49% |
| 390 Web Technical Services | \$ (6,975) | \$ 365,931 | \$ 299,831 | \$ 294,318 | 98.16% |
| 080 Building Management | \$ - | \$ 50,659 | \$ 50,659 | \$ 39,923 | 78.81% |
| 001 General Fund | \$ - | \$ 50,659 | \$ 50,659 | \$ 39,923 | 78.81% |
| 120 Human Resource Management | \$ (477) | \$ 1,084 | \$ 984 | \$ 320 | 32.51% |
| 246 Employee Events Fund | \$ (477) | \$ 1,084 | \$ 984 | \$ 320 | 32.51% |
| 150 Treasurer/Collector | \$ 1,885,757 | \$ 1,841,225 | \$ 1,694,515 | \$ 1,898,894 | 112.06% |
| 001 General Fund | \$ 1,740,387 | \$ 1,596,515 | \$ 1,596,515 | \$ 1,740,387 | 109.01% |
| 150 Tax Sale Automation | \$ 61,894 | \$ 148,195 | \$ 77,000 | \$ 68,919 | 89.51% |
| 268 Sale & Error | \$ 83,476 | \$ 96,515 | \$ 21,000 | \$ 89,588 | 426.61% |
| 170 Supervisor of Assessments | \$ 11,531 | \$ 91,653 | \$ 91,653 | \$ 89,850 | 98.03% |
| 001 General Fund | \$ 11,531 | \$ 91,653 | \$ 91,653 | \$ 89,850 | 98.03% |

Kane County Revenue Report - Summary
Through November 30, 2022 (100.0% YTD) DRAFT

| | Current Month Transactions | Total Amended Budget | Total Amended Budget excluding Cash on Hand | YTD Actual Transactions | Total % Received |
|--------------------------------------|-------------------------------|-------------------------|---|----------------------------|------------------|
| 190 County Clerk | \$ 117,843 | \$ 2,456,452 | \$ 1,460,831 | \$ 1,588,604 | 108.75% |
| 001 General Fund | \$ 128,870 | \$ 1,285,831 | \$ 1,285,831 | \$ 1,401,726 | 109.01% |
| 160 Vital Records Automation | \$ 8,676 | \$ 320,621 | \$ 174,900 | \$ 192,095 | 109.83% |
| 161 Election Equipment Fund | \$ (19,704) | \$ 850,000 | \$ 100 | \$ (5,218) | (5,217.73%) |
| 210 Recorder | \$ 301,136 | \$ 5,118,542 | \$ 4,602,560 | \$ 4,754,672 | 103.30% |
| 001 General Fund | \$ 288,178 | \$ 3,633,550 | \$ 3,633,550 | \$ 4,039,651 | 111.18% |
| 170 Recorder's Automation | \$ 12,957 | \$ 1,484,992 | \$ 969,010 | \$ 715,021 | 73.79% |
| 240 Judiciary and Courts | \$ 151,362 | \$ 946,952 | \$ 946,952 | \$ 1,276,289 | 134.78% |
| 001 General Fund | \$ 138,604 | \$ 727,657 | \$ 727,657 | \$ 955,012 | 131.24% |
| 195 Children's Waiting Room | \$ 14,981 | \$ 137,755 | \$ 137,755 | \$ 259,153 | 188.13% |
| 196 D.U.I. | \$ (3,936) | \$ 12,580 | \$ 12,580 | \$ 5,194 | 41.28% |
| 197 Foreclosure Mediation Fund | \$ 905 | \$ 58,590 | \$ 58,590 | \$ 46,609 | 79.55% |
| 492 Marriage Fees | \$ 808 | \$ 10,370 | \$ 10,370 | \$ 10,321 | 99.53% |
| 250 Circuit Clerk | \$ 423,490 | \$ 8,875,152 | \$ 8,193,528 | \$ 5,875,756 | 71.71% |
| 001 General Fund | \$ 300,846 | \$ 5,058,000 | \$ 5,058,000 | \$ 3,699,797 | 73.15% |
| 200 Court Automation | \$ 46,662 | \$ 1,290,154 | \$ 1,115,000 | \$ 764,272 | 68.54% |
| 201 Court Document Storage | \$ 58,126 | \$ 1,311,614 | \$ 1,102,000 | \$ 745,678 | 67.67% |
| 202 Child Support | \$ 2,213 | \$ 291,012 | \$ 139,028 | \$ 94,412 | 67.91% |
| 203 Circuit Clerk Admin Services | \$ 2,190 | \$ 513,135 | \$ 482,000 | \$ 330,721 | 68.61% |
| 204 Circuit Clk Electronic Citation | \$ 12,694 | \$ 335,737 | \$ 222,000 | \$ 176,415 | 79.47% |
| 205 Circuit Ct Clerk Op and Admin | \$ 760 | \$ 75,500 | \$ 75,500 | \$ 64,461 | 85.38% |
| 300 State's Attorney | \$ 444,026 | \$ 5,779,059 | \$ 4,733,442 | \$ 4,512,463 | 95.33% |
| 001 General Fund | \$ 152,495 | \$ 1,587,900 | \$ 1,587,900 | \$ 1,673,042 | 105.36% |
| 220 Title IV-D | \$ 181,278 | \$ 894,540 | \$ 857,573 | \$ 840,799 | 98.04% |
| 221 Drug Prosecution | \$ 27,138 | \$ 461,696 | \$ 409,263 | \$ 374,395 | 91.48% |
| 222 Victim Coordinator Services | \$ 17,812 | \$ 186,328 | \$ 179,820 | \$ 181,245 | 100.79% |
| 223 Domestic Violence | \$ (1,194) | \$ 336,813 | \$ 147,810 | \$ 148,337 | 100.36% |
| 225 Auto Theft Task Force | \$ (912) | \$ 339 | \$ 339 | \$ (500) | (147.63%) |
| 226 Weed and Seed | \$ - | \$ 129 | \$ 129 | \$ - | 0.00% |
| 230 Child Advocacy Center | \$ 94,606 | \$ 1,747,782 | \$ 1,087,150 | \$ 1,248,438 | 114.84% |
| 231 Equitable Sharing Program | \$ (984) | \$ 55,000 | \$ 55,000 | \$ (540) | (0.98%) |
| 232 State's Atty Records Automation | \$ (788) | \$ 110,522 | \$ 100,448 | \$ 19,024 | 18.94% |
| 233 Bad Check Restitution | \$ (1,084) | \$ 25,000 | \$ 25,000 | \$ (595) | (2.38%) |
| 234 Drug Asset Forfeiture | \$ (6,471) | \$ 85,000 | \$ 85,000 | \$ 30,003 | 35.30% |
| 235 State's Attorney Employee Events | \$ (37) | \$ 10 | \$ 10 | \$ (20) | (202.80%) |
| 236 Child Advocacy Advisory Board | \$ (674) | \$ 26,000 | \$ 26,000 | \$ (370) | (1.42%) |
| 237 Money Laundering - State's Atty | \$ (15,043) | \$ 175,000 | \$ 85,000 | \$ (3,208) | (3.77%) |
| 490 Kane County Law Enforcement | \$ (2,118) | \$ 87,000 | \$ 87,000 | \$ 2,414 | 2.77% |
| 360 Public Defender | \$ 19,208 | \$ 138,061 | \$ 138,061 | \$ 148,298 | 107.41% |
| 001 General Fund | \$ 18,873 | \$ 137,061 | \$ 137,061 | \$ 138,528 | 101.07% |
| 244 Public Defender Rec Automation | \$ 335 | \$ 1,000 | \$ 1,000 | \$ 9,770 | 977.04% |
| 370 Law Library | \$ 18,440 | \$ 331,909 | \$ 313,209 | \$ 281,451 | 89.86% |
| 250 Law Library | \$ 18,440 | \$ 331,909 | \$ 313,209 | \$ 281,451 | 89.86% |

Kane County Revenue Report - Summary
Through November 30, 2022 (100.0% YTD) DRAFT

| | Current Month Transactions | Total Amended Budget | Total Amended Budget excluding Cash on Hand | YTD Actual Transactions | Total % Received |
|--------------------------------------|-------------------------------|-------------------------|---|----------------------------|------------------|
| 380 Sheriff | \$ 1,482,499 | \$ 8,511,543 | \$ 7,945,298 | \$ 7,586,320 | 95.48% |
| 001 General Fund | \$ 945,826 | \$ 4,668,592 | \$ 4,668,592 | \$ 4,172,518 | 89.37% |
| 128 Sheriff's Vehicle & Equipment | \$ 467,495 | \$ 1,821,426 | \$ 1,821,426 | \$ 1,791,409 | 98.35% |
| 247 EMA Volunteer Fund | \$ 10,419 | \$ 7,250 | \$ 3,125 | \$ 15,323 | 490.33% |
| 248 KC Emergency Planning | \$ (630) | \$ 2,000 | \$ 2,000 | \$ (346) | (17.30%) |
| 249 Bomb Squad SWAT | \$ - | \$ 31,592 | \$ 31,592 | \$ 31,591 | 100.00% |
| 251 Canteen Commission | \$ 50,553 | \$ 435,827 | \$ 435,827 | \$ 461,971 | 106.00% |
| 252 Sheriff DEF Federal - DOJ | \$ (1,171) | \$ 45,000 | \$ 45,000 | \$ (1,168) | (2.59%) |
| 253 County Sheriff DEF Local | \$ 568 | \$ 473,300 | \$ 473,300 | \$ 473,290 | 100.00% |
| 254 FATS | \$ - | \$ 3,800 | \$ 3,800 | \$ 3,894 | 102.46% |
| 255 K-9 Unit | \$ 4,500 | \$ 49,300 | \$ 49,300 | \$ 61,164 | 124.06% |
| 256 Vehicle Maintenance/Purchase | \$ (3,910) | \$ 6,000 | \$ 6,000 | \$ 1,464 | 24.39% |
| 257 Sheriff DUI Fund | \$ 5,512 | \$ 62,725 | \$ 32,705 | \$ 32,704 | 100.00% |
| 258 Sheriffs Office Money Laundering | \$ (38,455) | \$ 5,000 | \$ 5,000 | \$ 125 | 2.50% |
| 259 Transportation Safety Highway HB | \$ (92) | \$ 10,000 | \$ 10,000 | \$ (51) | (0.51%) |
| 262 AJF Medical Cost | \$ 1,479 | \$ 25,040 | \$ 25,040 | \$ 32,527 | 129.90% |
| 263 Sheriff Civil Operations | \$ 11,276 | \$ 73,500 | \$ 73,500 | \$ 141,603 | 192.66% |
| 264 Cannabis Regulation - Local | \$ 14,057 | \$ 79,690 | \$ 65,090 | \$ 98,261 | 150.96% |
| 265 Sheriff DEF Federal - Treasury | \$ 13,586 | \$ 260,000 | \$ - | \$ 256,680 | #DIV/0! |
| 351 Kane Kares | \$ - | \$ 180,501 | \$ 180,501 | \$ - | 0.00% |
| 702 Sheriff's Detail Escrow | \$ 1,488 | \$ 271,000 | \$ 13,500 | \$ 13,361 | 98.97% |
| 425 Kane Comm | \$ 193,442 | \$ 2,430,491 | \$ 2,299,600 | \$ 2,601,074 | 113.11% |
| 269 Kane Comm | \$ 193,442 | \$ 2,430,491 | \$ 2,299,600 | \$ 2,601,074 | 113.11% |
| 430 Court Services | \$ 1,154,426 | \$ 9,180,818 | \$ 8,609,718 | \$ 8,600,298 | 99.89% |
| 001 General Fund | \$ 1,141,657 | \$ 6,785,501 | \$ 6,785,501 | \$ 7,314,443 | 107.80% |
| 270 Probation Services | \$ 54,601 | \$ 1,682,100 | \$ 1,111,000 | \$ 827,911 | 74.52% |
| 271 Substance Abuse Screening | \$ (11,545) | \$ 80,000 | \$ 80,000 | \$ 9,279 | 11.60% |
| 273 Drug Court Special Resources | \$ (19,903) | \$ 622,517 | \$ 622,517 | \$ 437,726 | 70.32% |
| 276 Probation Victim Services | \$ (2,493) | \$ 10,000 | \$ 10,000 | \$ 10,233 | 102.33% |
| 277 Victim Impact Panel | \$ (7,762) | \$ - | \$ - | \$ (45) | N/A |
| 278 Juvenile Justice Donation Fund | \$ (129) | \$ 700 | \$ 700 | \$ 748 | 106.84% |
| 759 Court Svcs Employee Education | \$ 0 | \$ - | \$ - | \$ 2 | N/A |

Kane County Revenue Report - Summary
Through November 30, 2022 (100.0% YTD) DRAFT

| | Current Month Transactions | Total Amended Budget | Total Amended Budget excluding Cash on Hand | YTD Actual Transactions | Total % Received |
|-------------------------------------|-------------------------------|-------------------------|---|----------------------------|------------------|
| 490 Coroner | \$ 5,312 | \$ 170,027 | \$ 146,989 | \$ 187,198 | 127.35% |
| 289 Coroner Administration | \$ 5,411 | \$ 170,027 | \$ 146,989 | \$ 187,255 | 127.39% |
| 701 Elder Fatality Review Team | \$ (99) | \$ - | \$ - | \$ (57) | N/A |
| 500 Animal Control | \$ 46,902 | \$ 1,021,387 | \$ 1,000,452 | \$ 1,023,740 | 102.33% |
| 290 Animal Control | \$ 46,902 | \$ 1,021,387 | \$ 1,000,452 | \$ 1,023,740 | 102.33% |
| 520 Transportation | \$ 10,409,304 | \$ 105,552,591 | \$ 55,397,989 | \$ 58,442,048 | 105.49% |
| 300 County Highway | \$ 40,791 | \$ 9,342,233 | \$ 6,449,159 | \$ 6,253,770 | 96.97% |
| 301 County Bridge | \$ (5,908) | \$ 445,000 | \$ 359,295 | \$ 350,225 | 97.48% |
| 302 Motor Fuel Tax | \$ 3,367,502 | \$ 30,911,128 | \$ 17,943,071 | \$ 18,498,850 | 103.10% |
| 303 County Highway Matching | \$ (8,189) | \$ 88,248 | \$ 72,025 | \$ 61,905 | 85.95% |
| 304 Motor Fuel Local Option | \$ 2,220,015 | \$ 14,188,500 | \$ 10,010,000 | \$ 9,198,670 | 91.89% |
| 305 Transportation Sales Tax | \$ 4,288,803 | \$ 38,998,325 | \$ 18,603,715 | \$ 20,019,370 | 107.61% |
| 515 Longmeadow Bond Construction | \$ 925 | \$ 636,842 | \$ - | \$ 4,635 | N/A |
| 540 Transportation Capital | \$ (639) | \$ 897,612 | \$ 4,000 | \$ 120,250 | 3,006.25% |
| 550 Aurora Area Impact Fees | \$ (15,861) | \$ 712,000 | \$ - | \$ (5,598) | N/A |
| 551 Campton Hills Impact Fees | \$ (6,167) | \$ 43,500 | \$ - | \$ 2,051 | N/A |
| 552 Greater Elgin Impact Fees | \$ (10,529) | \$ 579,194 | \$ - | \$ (5,433) | N/A |
| 553 Northwest Impact Fees | \$ (8,122) | \$ 369,500 | \$ - | \$ (3,786) | N/A |
| 554 Southwest Impact Fees | \$ 295 | \$ 176,431 | \$ - | \$ 1,239 | N/A |
| 555 Tri-Cities Impact Fees | \$ 82 | \$ 81,493 | \$ - | \$ 11,638 | N/A |
| 556 Upper Fox Impact Fees | \$ (7,872) | \$ 408,000 | \$ - | \$ (1,342) | N/A |
| 557 West Central Impact Fees | \$ (849) | \$ 42,100 | \$ - | \$ (444) | N/A |
| 558 North Impact Fees | \$ 393,171 | \$ 2,831,248 | \$ 928,500 | \$ 2,139,575 | 230.43% |
| 559 Central Impact Fees | \$ (8,876) | \$ 2,109,000 | \$ 508,793 | \$ 621,012 | 122.06% |
| 560 South Impact Fees | \$ 170,735 | \$ 2,692,237 | \$ 519,431 | \$ 1,175,461 | 226.30% |
| 580 Health | \$ 999,476 | \$ 13,425,500 | \$ 12,659,232 | \$ 13,449,406 | 106.24% |
| 349 Opioid Settlement Fund | \$ 329,147 | \$ 337,438 | \$ 337,438 | \$ 329,147 | 97.54% |
| 350 County Health | \$ 612,726 | \$ 12,517,832 | \$ 11,789,157 | \$ 12,599,400 | 106.87% |
| 351 Kane Kares | \$ 57,604 | \$ 570,230 | \$ 532,637 | \$ 520,860 | 97.79% |
| 660 Veterans' Commission | \$ (14,878) | \$ 349,293 | \$ 309,145 | \$ 296,000 | 95.75% |
| 380 Veterans' Commission | \$ (14,878) | \$ 349,293 | \$ 309,145 | \$ 296,000 | 95.75% |
| 670 Environmental Management | \$ (13,825) | \$ 833,035 | \$ 629,915 | \$ 765,336 | 121.50% |
| 001 General Fund | \$ 11,603 | \$ 71,000 | \$ 71,000 | \$ 76,617 | 107.91% |
| 420 Stormwater Management | \$ (31,168) | \$ 128,614 | \$ 4,751 | \$ 271,874 | 5,722.45% |
| 421 Elec Agg Civic Contribution | \$ 71,831 | \$ 381,868 | \$ 381,868 | \$ 314,939 | 82.47% |
| 650 Enterprise Surcharge | \$ (65,731) | \$ 251,553 | \$ 172,296 | \$ 102,134 | 59.28% |
| 751 Subdivision Review Escrow | \$ (360) | \$ - | \$ - | \$ (228) | N/A |

Kane County Revenue Report - Summary
Through November 30, 2022 (100.0% YTD) DRAFT

| | Current Month Transactions | Total Amended Budget | Total Amended Budget excluding Cash on Hand | YTD Actual Transactions | Total % Received |
|---------------------------------------|-------------------------------|-------------------------|---|----------------------------|------------------|
| 690 Development | \$ (2,552,768) | \$ 25,583,397 | \$ 18,806,839 | \$ 14,289,058 | 75.98% |
| 001 General Fund | \$ 281,364 | \$ 1,813,350 | \$ 1,813,350 | \$ 1,916,910 | 105.71% |
| 400 Economic Development | \$ (2,697) | \$ 199,970 | \$ 58,926 | \$ 57,781 | 98.06% |
| 401 Community Dev Block Program | \$ 281,399 | \$ 1,857,635 | \$ 1,857,635 | \$ 1,770,923 | 95.33% |
| 402 HOME Program | \$ 362,781 | \$ 1,129,110 | \$ 1,129,110 | \$ 1,104,913 | 97.86% |
| 403 Unincorporated Stormwater Mgmt | \$ (4,049) | \$ 55,000 | \$ 4,040 | \$ (2,196) | (54.36%) |
| 404 Homeless Management Info Systems | \$ 29,095 | \$ 166,434 | \$ 166,434 | \$ 175,288 | 105.32% |
| 405 Cost Share Drainage | \$ (6,885) | \$ 186,000 | \$ 154,914 | \$ 155,976 | 100.69% |
| 406 OCR & Recovery Act Programs | \$ 18,308 | \$ 83,003 | \$ 83,000 | \$ 77,685 | 93.60% |
| 407 Quality of Kane Grants | \$ (969) | \$ 30,110 | \$ 10,110 | \$ (473) | (4.68%) |
| 408 Neighborhood Stabilization Progr | \$ (34,680) | \$ 208 | \$ 208 | \$ - | 0.00% |
| 409 Continuum of Care Planning Grant | \$ 39,501 | \$ 86,873 | \$ 81,773 | \$ 81,773 | 100.00% |
| 410 Elgin CDBG | \$ 92,096 | \$ 765,960 | \$ 765,960 | \$ 474,950 | 62.01% |
| 411 Emergency Rental Assistance | \$ 325,492 | \$ 290,503 | \$ 5,000 | \$ 327,508 | 6,550.17% |
| 412 Emergency Rental Assistance #2 | \$ (4,820,744) | \$ 15,545,553 | \$ 9,319,892 | \$ 6,073,599 | 65.17% |
| 413 CDBG-CV | \$ 923,688 | \$ 1,900,916 | \$ 1,900,916 | \$ 925,624 | 48.69% |
| 414 Home - ARP | \$ 1,769 | \$ 3,900 | \$ 3,900 | \$ 4,371 | 112.09% |
| 415 Homeless Prevention Program | \$ - | \$ 416,049 | \$ 416,049 | \$ 244,914 | 58.87% |
| 425 Blighted Structure Demolition | \$ 22,687 | \$ 120,000 | \$ 120,000 | \$ 24,634 | 20.53% |
| 435 Growing for Kane | \$ (23,768) | \$ 10,000 | \$ 5,000 | \$ 547 | 10.94% |
| 520 Mill Creek Special Service Area | \$ (31,266) | \$ 884,603 | \$ 884,603 | \$ 858,192 | 97.01% |
| 521 Bowes Creek Special Service Area | \$ (29) | \$ 5 | \$ 5 | \$ (16) | (319.00%) |
| 5300 Sunvale SBA SW 37 | \$ (62) | \$ - | \$ - | \$ (34) | N/A |
| 5301 Middle Creek SBA SW38 | \$ (49) | \$ - | \$ - | \$ (27) | N/A |
| 5302 Shirewood Farm SSA SW39 | \$ (7) | \$ 110 | \$ 110 | \$ 106 | 95.95% |
| 5303 Ogden Gardens SBA SW40 | \$ (152) | \$ - | \$ - | \$ (84) | N/A |
| 5304 Wildwood West SBA SW41 | \$ (1,070) | \$ 10,000 | \$ 10,000 | \$ 8,936 | 89.36% |
| 5306 Cheval DeSelle Venetian SBA SW43 | \$ (48) | \$ 7,482 | \$ 2,200 | \$ 2,077 | 94.41% |
| 5308 Plank Road Estates SBA SW45 | \$ (36) | \$ 4,856 | \$ 1,775 | \$ 1,781 | 100.32% |
| 5310 Exposition View SBA SW47 | \$ 51 | \$ 4,338 | \$ 500 | \$ 589 | 117.87% |
| 5311 Pasadena Drive SBA SW48 | \$ 33 | \$ 2,880 | \$ 2,880 | \$ 2,736 | 95.00% |
| 5312 Tamara Dittman SBA SW 50 | \$ (1,214) | \$ 1,215 | \$ 1,215 | \$ - | 0.00% |
| 5313 Church Molitor SSA SA 52 | \$ (3,334) | \$ 3,334 | \$ 3,334 | \$ 18 | 0.53% |
| 5314 45W185 Plank Road SSA SW 54 | \$ 27 | \$ 4,000 | \$ 4,000 | \$ 56 | 1.40% |
| 760 Debt Service | \$ (36,851) | \$ 6,059,320 | \$ 4,163,733 | \$ 4,067,393 | 97.69% |
| 601 Public Building Commission | \$ (25,512) | \$ 79,464 | \$ 79,464 | \$ 60,757 | 76.46% |
| 610 Capital Improvement Debt Service | \$ - | \$ 202,202 | \$ 2,224 | \$ - | 0.00% |
| 620 Motor Fuel Tax Debt Service | \$ 554 | \$ 303,875 | \$ 1,176 | \$ 3,090 | 262.73% |
| 621 Transit Sales Tax Debt Service | \$ 327 | \$ 175,415 | \$ 700 | \$ 1,789 | 255.55% |
| 622 Recovery Zone Bond Debt Service | \$ (8,903) | \$ 161,457 | \$ 161,457 | \$ 59,319 | 36.74% |
| 623 JJC/AJC Refunding Debt Service | \$ (6,597) | \$ 2,954,142 | \$ 2,954,142 | \$ 2,970,265 | 100.55% |
| 624 Longmeadow Debt Service | \$ - | \$ 963,995 | \$ 963,995 | \$ 963,995 | 100.00% |
| 625 Longmeadow Debt Srv - Cap Int | \$ 3,279 | \$ 1,218,770 | \$ 575 | \$ 8,179 | 1,422.37% |

Kane County Revenue Report - Summary
Through November 30, 2022 (100.0% YTD) DRAFT

| | Current Month Transactions | Total Amended Budget | Total Amended Budget excluding Cash on Hand | YTD Actual Transactions | Total % Received |
|---------------------------------------|-------------------------------|-------------------------|---|----------------------------|------------------|
| 800 Other- Countywide Expenses | \$ (44,779,344) | \$ 165,859,522 | \$ 91,892,810 | \$ 84,389,488 | 91.83% |
| 100 County Automation | \$ (1,171) | \$ 6,975 | \$ 6,975 | \$ 6,079 | 87.15% |
| 110 Illinois Municipal Retirement | \$ (118,332) | \$ 9,551,965 | \$ 7,184,113 | \$ 7,080,592 | 98.56% |
| 111 FICA/Social Security | \$ (56,084) | \$ 5,713,565 | \$ 4,867,432 | \$ 4,877,248 | 100.20% |
| 112 Special Reserve | \$ 34,002 | \$ 592,982 | \$ 67,508 | \$ 35,276 | 52.25% |
| 113 Emergency Reserve | \$ (119,026) | \$ 20,960 | \$ 20,960 | \$ (65,350) | (311.78%) |
| 114 Property Tax Freeze Protection | \$ 5,532,600 | \$ 7,310,157 | \$ 5,652,407 | \$ 5,583,705 | 98.78% |
| 125 Public Safety Sales Tax | \$ 521,974 | \$ 3,551,850 | \$ 1,721,760 | \$ 2,153,745 | 125.09% |
| 127 Judicial Technology Sales Tax | \$ 346,699 | \$ 1,235,391 | \$ 1,146,600 | \$ 1,429,232 | 124.65% |
| 353 Coronavirus Relief Fund | \$ 229 | \$ 1,600 | \$ - | \$ 1,024 | N/A |
| 355 American Rescue Plan | \$ (69,192,694) | \$ 46,617,827 | \$ - | \$ 18,853,300 | N/A |
| 356 ARP Recoupment of Lost Revenue | \$ (167,384) | \$ 26,593,432 | \$ 23,342,693 | \$ 3,662,416 | 15.69% |
| 357 COVID Payroll Reimbursement | \$ 14,246,539 | \$ 22,630,668 | \$ 14,641,053 | \$ 14,416,735 | 98.47% |
| 358 FEMA PA Administration | \$ (6,150) | \$ 250,000 | \$ 250,000 | \$ 244,321 | 97.73% |
| 500 Capital Projects | \$ 1,998,320 | \$ 18,410,950 | \$ 10,095,809 | \$ 6,646,012 | 65.83% |
| 501 Judicial Facility Construction | \$ 38,433 | \$ 1,198,000 | \$ 730,000 | \$ 850,611 | 116.52% |
| 510 Capital Improvement Bond Const | \$ 1,134 | \$ 840 | \$ 840 | \$ 4,683 | 557.46% |
| 652 Health Insurance Fund | \$ 2,161,568 | \$ 22,172,360 | \$ 22,164,660 | \$ 18,609,860 | 83.96% |
| 900 Contingency | \$ (76,238) | \$ 13,424 | \$ 13,424 | \$ (41,857) | (311.81%) |
| 660 Working Cash | \$ (76,238) | \$ 13,424 | \$ 13,424 | \$ (41,857) | (311.81%) |
| Grand Total | \$ (21,940,010) | \$ 485,208,969 | \$ 318,752,087 | \$ 314,791,205 | 98.76% |

Kane County Expenditure Report - Summary
Through November 30, 2022 (100.0% YTD, 100.00% Payroll Expense through Pay Period Ending 11/26/2022) DRAFT

| | Current Month | Total Amended | Total Amended | YTD Actual | YTD | Total % Used |
|--------------------------------------|---------------------|----------------------|----------------------|---------------------|---------------|---------------|
| | Transactions | Budget | Budget | Transactions | Encumbrances | |
| | | | excluding Net | | | |
| | | | Income | | | |
| 010 County Board | \$ 270,085 | \$ 10,605,917 | \$ 10,605,917 | \$ 4,544,617 | \$ (0) | 42.85% |
| 001 General Fund | \$ 127,839 | \$ 1,374,606 | \$ 1,374,606 | \$ 1,312,602 | \$ - | 95.49% |
| 120 Grand Victoria Casino Elgin | \$ 131,695 | \$ 2,948,689 | \$ 2,948,689 | \$ 2,819,891 | \$ - | 95.63% |
| 430 Farmland Preservation | \$ 10,551 | \$ 6,219,969 | \$ 6,219,969 | \$ 349,473 | \$ (0) | 5.62% |
| 491 Tax Sale Purchase | \$ - | \$ 62,653 | \$ 62,653 | \$ 62,651 | \$ - | 100.00% |
| 040 Finance | \$ 96,951 | \$ 1,488,976 | \$ 1,488,976 | \$ 1,312,326 | \$ 0 | 88.14% |
| 001 General Fund | \$ 96,951 | \$ 1,488,976 | \$ 1,488,976 | \$ 1,312,326 | \$ 0 | 88.14% |
| 060 Information Technologies | \$ 448,575 | \$ 7,004,173 | \$ 7,004,173 | \$ 5,847,864 | \$ 0 | 83.49% |
| 001 General Fund | \$ 327,724 | \$ 4,603,146 | \$ 4,603,146 | \$ 3,944,438 | \$ 0 | 85.69% |
| 101 Geographic Information Systems | \$ 78,563 | \$ 1,863,491 | \$ 1,863,491 | \$ 1,528,759 | \$ 0 | 82.04% |
| 354 Mass Vaccination Fund | \$ - | \$ 167,604 | \$ 167,604 | \$ 5,951 | \$ - | 3.55% |
| 385 IL Counties Information Mgmt | \$ 1,349 | \$ 4,001 | \$ 4,001 | \$ 2,801 | \$ - | 70.02% |
| 390 Web Technical Services | \$ 40,939 | \$ 365,931 | \$ 365,931 | \$ 365,916 | \$ (0) | 100.00% |
| 080 Building Management | \$ 1,008,173 | \$ 6,495,347 | \$ 6,495,347 | \$ 5,582,604 | \$ (0) | 85.95% |
| 001 General Fund | \$ 1,007,752 | \$ 6,253,247 | \$ 6,253,247 | \$ 5,552,935 | \$ (0) | 88.80% |
| 354 Mass Vaccination Fund | \$ 422 | \$ 242,100 | \$ 242,100 | \$ 29,669 | \$ - | 12.25% |
| 120 Human Resource Management | \$ 328,554 | \$ 4,496,573 | \$ 4,496,573 | \$ 3,710,258 | \$ - | 82.51% |
| 001 General Fund | \$ 21,243 | \$ 331,440 | \$ 331,440 | \$ 205,373 | \$ - | 61.96% |
| 010 Insurance Liability | \$ 307,311 | \$ 4,164,049 | \$ 4,164,049 | \$ 3,503,841 | \$ - | 84.15% |
| 246 Employee Events Fund | \$ - | \$ 1,084 | \$ 1,084 | \$ 1,044 | \$ - | 96.30% |
| 140 County Auditor | \$ 21,061 | \$ 298,372 | \$ 298,372 | \$ 256,907 | \$ - | 86.10% |
| 001 General Fund | \$ 21,061 | \$ 298,372 | \$ 298,372 | \$ 256,907 | \$ - | 86.10% |

Kane County Expenditure Report - Summary
Through November 30, 2022 (100.0% YTD, 100.00% Payroll Expense through Pay Period Ending 11/26/2022) DRAFT

| | Current Month Transactions | Total Amended Budget | Total Amended Budget excluding Net Income | YTD Actual Transactions | YTD Encumbrances | Total % Used |
|---|-------------------------------|-------------------------|--|----------------------------|---------------------|--------------|
| 150 Treasurer/Collector | \$ 202,826 | \$ 1,158,218 | \$ 1,134,603 | \$ 985,515 | \$ 0 | 86.86% |
| 001 General Fund | \$ 106,311 | \$ 913,508 | \$ 889,893 | \$ 889,000 | \$ 0 | 99.90% |
| 150 Tax Sale Automation | \$ - | \$ 148,195 | \$ 148,195 | \$ - | \$ (0) | 0.00% |
| 268 Sale & Error | \$ 96,515 | \$ 96,515 | \$ 96,515 | \$ 96,515 | \$ - | 100.00% |
| 170 Supervisor of Assessments | \$ 87,154 | \$ 1,276,263 | \$ 1,276,263 | \$ 1,142,953 | \$ - | 89.55% |
| 001 General Fund | \$ 87,154 | \$ 1,276,263 | \$ 1,276,263 | \$ 1,142,953 | \$ - | 89.55% |
| 190 County Clerk | \$ 641,200 | \$ 5,279,199 | \$ 5,152,954 | \$ 4,747,718 | \$ 0 | 92.14% |
| 001 General Fund | \$ 622,305 | \$ 4,108,578 | \$ 4,108,578 | \$ 4,071,377 | \$ 0 | 99.09% |
| 160 Vital Records Automation | \$ 18,895 | \$ 320,621 | \$ 194,376 | \$ 177,141 | \$ - | 91.13% |
| 161 Election Equipment Fund | \$ - | \$ 850,000 | \$ 850,000 | \$ 499,200 | \$ - | 58.73% |
| 210 Recorder | \$ 150,648 | \$ 2,306,605 | \$ 2,306,605 | \$ 1,826,433 | \$ - | 79.18% |
| 001 General Fund | \$ 64,882 | \$ 821,613 | \$ 821,613 | \$ 665,768 | \$ - | 81.03% |
| 170 Recorder's Automation | \$ 85,765 | \$ 1,484,992 | \$ 1,484,992 | \$ 1,160,665 | \$ - | 78.16% |
| 230 Regional Office of Education | \$ 41,469 | \$ 413,531 | \$ 413,531 | \$ 411,252 | \$ - | 99.45% |
| 001 General Fund | \$ 41,469 | \$ 413,531 | \$ 413,531 | \$ 411,252 | \$ - | 99.45% |
| 240 Judiciary and Courts | \$ 435,567 | \$ 3,845,599 | \$ 3,838,249 | \$ 3,690,043 | \$ - | 96.14% |
| 001 General Fund | \$ 409,373 | \$ 3,626,304 | \$ 3,626,304 | \$ 3,523,837 | \$ - | 97.17% |
| 195 Children's Waiting Room | \$ 25,187 | \$ 137,755 | \$ 137,755 | \$ 135,394 | \$ - | 98.29% |
| 196 D.U.I. | \$ - | \$ 12,580 | \$ 5,230 | \$ - | \$ - | 0.00% |
| 197 Foreclosure Mediation Fund | \$ 650 | \$ 58,590 | \$ 58,590 | \$ 20,900 | \$ - | 35.67% |
| 492 Marriage Fees | \$ 358 | \$ 10,370 | \$ 10,370 | \$ 9,912 | \$ - | 95.58% |
| 250 Circuit Clerk | \$ 569,725 | \$ 7,999,436 | \$ 7,933,936 | \$ 6,031,580 | \$ - | 76.02% |
| 001 General Fund | \$ 321,392 | \$ 4,182,284 | \$ 4,182,284 | \$ 3,668,282 | \$ - | 87.71% |
| 200 Court Automation | \$ 67,152 | \$ 1,290,154 | \$ 1,290,154 | \$ 748,568 | \$ - | 58.02% |
| 201 Court Document Storage | \$ 90,845 | \$ 1,311,614 | \$ 1,311,614 | \$ 891,297 | \$ - | 67.95% |
| 202 Child Support | \$ 26,273 | \$ 291,012 | \$ 291,012 | \$ 159,387 | \$ - | 54.77% |
| 203 Circuit Clerk Admin Services | \$ 54,823 | \$ 513,135 | \$ 513,135 | \$ 378,952 | \$ - | 73.85% |
| 204 Circuit Clk Electronic Citation | \$ 9,240 | \$ 335,737 | \$ 335,737 | \$ 185,095 | \$ - | 55.13% |
| 205 Circuit Ct Clerk Op and Admin | \$ - | \$ 75,500 | \$ 10,000 | \$ - | \$ - | 0.00% |
| 300 State's Attorney | \$ 1,107,454 | \$ 14,891,400 | \$ 14,691,557 | \$ 12,538,468 | \$ 0 | 85.34% |
| 001 General Fund | \$ 746,029 | \$ 8,726,559 | \$ 8,726,559 | \$ 8,261,323 | \$ 0 | 94.67% |
| 010 Insurance Liability | \$ 138,354 | \$ 1,973,682 | \$ 1,973,682 | \$ 1,550,568 | \$ - | 78.56% |
| 220 Title IV-D | \$ 54,296 | \$ 894,540 | \$ 894,540 | \$ 676,579 | \$ - | 75.63% |
| 221 Drug Prosecution | \$ 30,018 | \$ 461,696 | \$ 461,696 | \$ 309,061 | \$ - | 66.94% |
| 222 Victim Coordinator Services | \$ 11,818 | \$ 186,328 | \$ 131,593 | \$ 125,702 | \$ - | 95.52% |
| 223 Domestic Violence | \$ 22,229 | \$ 336,813 | \$ 336,383 | \$ 271,075 | \$ - | 80.59% |
| 225 Auto Theft Task Force | \$ - | \$ 339 | \$ - | \$ - | \$ - | N/A |
| 226 Weed and Seed | \$ - | \$ 129 | \$ - | \$ - | \$ - | N/A |
| 230 Child Advocacy Center | \$ 98,135 | \$ 1,747,782 | \$ 1,620,215 | \$ 1,237,132 | \$ (0) | 76.36% |
| 231 Equitable Sharing Program | \$ - | \$ 55,000 | \$ 55,000 | \$ - | \$ - | 0.00% |
| 232 State's Atty Records Automation | \$ 3,892 | \$ 110,522 | \$ 93,879 | \$ 55,725 | \$ - | 59.36% |
| 233 Bad Check Restitution | \$ - | \$ 25,000 | \$ 25,000 | \$ - | \$ - | 0.00% |
| 234 Drug Asset Forfeiture | \$ - | \$ 85,000 | \$ 85,000 | \$ - | \$ - | 0.00% |
| 235 State's Attorney Employee Events | \$ - | \$ 10 | \$ 10 | \$ - | \$ - | 0.00% |
| 236 Child Advocacy Advisory Board | \$ - | \$ 26,000 | \$ 26,000 | \$ - | \$ - | 0.00% |
| 237 Money Laundering - State's Atty | \$ - | \$ 175,000 | \$ 175,000 | \$ - | \$ - | 0.00% |
| 490 Kane County Law Enforcement | \$ 2,683 | \$ 87,000 | \$ 87,000 | \$ 51,304 | \$ - | 58.97% |
| 360 Public Defender | \$ 358,781 | \$ 4,633,863 | \$ 4,633,863 | \$ 4,277,371 | \$ - | 92.31% |
| 001 General Fund | \$ 358,781 | \$ 4,632,863 | \$ 4,632,863 | \$ 4,277,371 | \$ - | 92.33% |
| 244 Public Defender Rec Automation | \$ - | \$ 1,000 | \$ 1,000 | \$ - | \$ - | 0.00% |

Kane County Expenditure Report - Summary
Through November 30, 2022 (100.0% YTD, 100.00% Payroll Expense through Pay Period Ending 11/26/2022) DRAFT

| | Current Month Transactions | Total Amended Budget | Total Amended Budget excluding Net Income | YTD Actual Transactions | YTD Encumbrances | Total % Used |
|---------------------------------------|-------------------------------|-------------------------|--|----------------------------|---------------------|---------------|
| 370 Law Library | \$ 42,012 | \$ 331,909 | \$ 331,909 | \$ 331,129 | \$ - | 99.76% |
| 250 Law Library | \$ 42,012 | \$ 331,909 | \$ 331,909 | \$ 331,129 | \$ - | 99.76% |
| 380 Sheriff | \$ (7,042,104) | \$ 41,276,703 | \$ 39,529,207 | \$ 26,851,767 | \$ 0 | 67.93% |
| 001 General Fund | \$ (7,235,112) | \$ 37,233,752 | \$ 37,233,752 | \$ 25,285,501 | \$ 0 | 67.91% |
| 128 Sheriff's Vehicle & Equipment | \$ 73,817 | \$ 1,821,426 | \$ 74,000 | \$ 73,817 | \$ - | 99.75% |
| 247 EMA Volunteer Fund | \$ 157 | \$ 7,250 | \$ 7,250 | \$ 5,260 | \$ - | 72.55% |
| 248 KC Emergency Planning | \$ - | \$ 2,000 | \$ 1,930 | \$ - | \$ - | 0.00% |
| 249 Bomb Squad SWAT | \$ 1,514 | \$ 31,592 | \$ 31,592 | \$ 23,165 | \$ - | 73.33% |
| 251 Canteen Commission | \$ 26,945 | \$ 440,376 | \$ 440,376 | \$ 615,279 | \$ - | 139.72% |
| 252 Sheriff DEF Federal - DOJ | \$ - | \$ 45,000 | \$ 45,000 | \$ - | \$ - | 0.00% |
| 253 County Sheriff DEF Local | \$ 962 | \$ 473,300 | \$ 473,300 | \$ 30,939 | \$ - | 6.54% |
| 254 FATS | \$ 47 | \$ 3,800 | \$ 3,800 | \$ 2,577 | \$ - | 67.83% |
| 255 K-9 Unit | \$ 1,907 | \$ 49,300 | \$ 49,300 | \$ 48,271 | \$ - | 97.91% |
| 256 Vehicle Maintenance/Purchase | \$ 57 | \$ 6,000 | \$ 6,000 | \$ 981 | \$ - | 16.35% |
| 257 Sheriff DUI Fund | \$ 23,910 | \$ 62,725 | \$ 62,725 | \$ 62,724 | \$ - | 100.00% |
| 258 Sheriff's Office Money Laundering | \$ - | \$ 5,000 | \$ 5,000 | \$ 125 | \$ - | 2.50% |
| 259 Transportation Safety Highway HB | \$ - | \$ 10,000 | \$ 10,000 | \$ - | \$ - | 0.00% |
| 262 AJF Medical Cost | \$ 8,968 | \$ 25,040 | \$ 25,040 | \$ 25,040 | \$ - | 100.00% |
| 263 Sheriff Civil Operations | \$ 3,213 | \$ 73,500 | \$ 73,500 | \$ 72,408 | \$ - | 98.51% |
| 264 Cannabis Regulation - Local | \$ 9,248 | \$ 79,690 | \$ 79,690 | \$ 79,523 | \$ - | 99.79% |
| 265 Sheriff DEF Federal - Treasury | \$ 13,802 | \$ 260,000 | \$ 260,000 | \$ 257,234 | \$ - | 98.94% |
| 351 Kane Kares | \$ - | \$ 175,952 | \$ 175,952 | \$ - | \$ - | 0.00% |
| 354 Mass Vaccination Fund | \$ - | \$ 200,000 | \$ 200,000 | \$ - | \$ - | 0.00% |
| 702 Sheriff's Detail Escrow | \$ 28,463 | \$ 271,000 | \$ 271,000 | \$ 268,922 | \$ - | 99.23% |

Kane County Expenditure Report - Summary
Through November 30, 2022 (100.0% YTD, 100.00% Payroll Expense through Pay Period Ending 11/26/2022) DRAFT

| | Current Month Transactions | Total Amended Budget | Total Amended Budget excluding Net Income | | YTD Actual Transactions | YTD Encumbrances | Total % Used |
|------------------------------------|-------------------------------|-------------------------|--|-----------------------|----------------------------|---------------------|---------------|
| | | | | | | | |
| 420 Merit Commission | \$ 7,290 | \$ 100,568 | \$ 100,568 | \$ 100,568 | \$ 85,117 | \$ - | 84.64% |
| 001 General Fund | \$ 7,290 | \$ 100,568 | \$ 100,568 | \$ 100,568 | \$ 85,117 | \$ - | 84.64% |
| 425 Kane Comm | \$ 238,535 | \$ 2,430,491 | \$ 2,423,804 | \$ 2,423,804 | \$ 2,381,391 | \$ 0 | 98.25% |
| 269 Kane Comm | \$ 238,535 | \$ 2,430,491 | \$ 2,423,804 | \$ 2,423,804 | \$ 2,381,391 | \$ 0 | 98.25% |
| 430 Court Services | \$ 1,495,093 | \$ 16,061,474 | \$ 16,061,474 | \$ 16,061,474 | \$ 14,703,171 | \$ - | 91.54% |
| 001 General Fund | \$ 1,309,504 | \$ 13,666,157 | \$ 13,666,157 | \$ 13,666,157 | \$ 13,185,913 | \$ - | 96.49% |
| 270 Probation Services | \$ 125,762 | \$ 1,682,100 | \$ 1,682,100 | \$ 1,682,100 | \$ 1,197,471 | \$ - | 71.19% |
| 271 Substance Abuse Screening | \$ 1,316 | \$ 80,000 | \$ 80,000 | \$ 80,000 | \$ 30,226 | \$ - | 37.78% |
| 273 Drug Court Special Resources | \$ 58,413 | \$ 622,517 | \$ 622,517 | \$ 622,517 | \$ 289,300 | \$ - | 46.47% |
| 276 Probation Victim Services | \$ - | \$ 10,000 | \$ 10,000 | \$ 10,000 | \$ - | \$ - | 0.00% |
| 278 Juvenile Justice Donation Fund | \$ 97 | \$ 700 | \$ 700 | \$ 700 | \$ 262 | \$ - | 37.36% |
| 490 Coroner | \$ 315,712 | \$ 1,750,170 | \$ 1,750,170 | \$ 1,750,170 | \$ 1,713,340 | \$ - | 97.90% |
| 001 General Fund | \$ 291,309 | \$ 1,580,143 | \$ 1,580,143 | \$ 1,580,143 | \$ 1,580,012 | \$ - | 99.99% |
| 289 Coroner Administration | \$ 24,404 | \$ 170,027 | \$ 170,027 | \$ 170,027 | \$ 133,328 | \$ - | 78.42% |
| 500 Animal Control | \$ 131,138 | \$ 1,021,387 | \$ 1,021,387 | \$ 1,021,387 | \$ 974,490 | \$ 0 | 95.41% |
| 290 Animal Control | \$ 131,138 | \$ 1,021,387 | \$ 1,021,387 | \$ 1,021,387 | \$ 974,490 | \$ 0 | 95.41% |
| 520 Transportation | \$ 11,066,997 | \$ 105,552,591 | \$ 105,526,410 | \$ 105,526,410 | \$ 36,164,414 | \$ - | 34.27% |
| 300 County Highway | \$ 998,564 | \$ 9,342,233 | \$ 9,342,233 | \$ 9,342,233 | \$ 6,628,603 | \$ (0) | 70.95% |
| 301 County Bridge | \$ 134,618 | \$ 445,000 | \$ 445,000 | \$ 445,000 | \$ 444,359 | \$ - | 99.86% |
| 302 Motor Fuel Tax | \$ 959,409 | \$ 30,911,128 | \$ 30,911,128 | \$ 30,911,128 | \$ 6,324,076 | \$ (0) | 20.46% |
| 303 County Highway Matching | \$ - | \$ 88,248 | \$ 88,248 | \$ 88,248 | \$ 81,146 | \$ (0) | 91.95% |
| 304 Motor Fuel Local Option | \$ 3,741,116 | \$ 14,188,500 | \$ 14,188,500 | \$ 14,188,500 | \$ 11,208,752 | \$ 0 | 79.00% |
| 305 Transportation Sales Tax | \$ 3,386,724 | \$ 38,998,325 | \$ 38,998,325 | \$ 38,998,325 | \$ 8,909,177 | \$ - | 22.85% |
| 515 Longmeadow Bond Construction | \$ - | \$ 636,842 | \$ 636,842 | \$ 636,842 | \$ 115,263 | \$ - | 18.10% |
| 540 Transportation Capital | \$ 3,134 | \$ 897,612 | \$ 897,612 | \$ 897,612 | \$ 201,374 | \$ (0) | 22.43% |
| 550 Aurora Area Impact Fees | \$ 10,000 | \$ 712,000 | \$ 712,000 | \$ 712,000 | \$ 10,000 | \$ - | 1.40% |
| 551 Campton Hills Impact Fees | \$ 2,500 | \$ 43,500 | \$ 43,500 | \$ 43,500 | \$ 2,500 | \$ - | 5.75% |
| 552 Greater Elgin Impact Fees | \$ 288,000 | \$ 579,194 | \$ 579,194 | \$ 579,194 | \$ 384,077 | \$ - | 66.31% |
| 553 Northwest Impact Fees | \$ 345,000 | \$ 369,500 | \$ 369,500 | \$ 369,500 | \$ 345,000 | \$ - | 93.37% |
| 554 Southwest Impact Fees | \$ 43,165 | \$ 176,431 | \$ 176,431 | \$ 176,431 | \$ 153,165 | \$ - | 86.81% |
| 555 Tri-Cities Impact Fees | \$ 17,340 | \$ 81,493 | \$ 81,493 | \$ 81,493 | \$ 43,426 | \$ - | 53.29% |
| 556 Upper Fox Impact Fees | \$ 308,000 | \$ 408,000 | \$ 408,000 | \$ 408,000 | \$ 308,000 | \$ - | 75.49% |
| 557 West Central Impact Fees | \$ 2,000 | \$ 42,100 | \$ 42,100 | \$ 42,100 | \$ 2,000 | \$ - | 4.75% |
| 558 North Impact Fees | \$ 754,982 | \$ 2,831,248 | \$ 2,831,248 | \$ 2,831,248 | \$ 781,133 | \$ - | 27.59% |
| 559 Central Impact Fees | \$ 36,914 | \$ 2,109,000 | \$ 2,109,000 | \$ 2,109,000 | \$ 42,086 | \$ 0 | 2.00% |
| 560 South Impact Fees | \$ 35,529 | \$ 2,692,237 | \$ 2,666,056 | \$ 2,666,056 | \$ 180,279 | \$ - | 6.76% |

Kane County Expenditure Report - Summary
Through November 30, 2022 (100.0% YTD, 100.00% Payroll Expense through Pay Period Ending 11/26/2022) DRAFT

| | Current Month Transactions | Total Amended Budget | Total Amended Budget excluding Net Income | YTD Actual Transactions | YTD Encumbrances | Total % Used |
|---------------------------------------|-------------------------------|-------------------------|--|----------------------------|---------------------|--------------|
| 580 Health | \$ 1,212,984 | \$ 13,483,833 | \$ 13,146,395 | \$ 10,947,939 | \$ (0) | 83.28% |
| 349 Opioid Settlement Fund | \$ - | \$ 337,438 | \$ - | \$ - | \$ - | N/A |
| 350 County Health | \$ 1,166,056 | \$ 12,517,832 | \$ 12,517,832 | \$ 10,388,609 | \$ (0) | 82.99% |
| 351 Kane Kares | \$ 46,434 | \$ 570,230 | \$ 570,230 | \$ 501,636 | \$ (0) | 87.97% |
| 354 Mass Vaccination Fund | \$ 493 | \$ 58,333 | \$ 58,333 | \$ 57,694 | \$ 0 | 98.90% |
| 660 Veterans' Commission | \$ 25,016 | \$ 349,293 | \$ 349,293 | \$ 309,930 | \$ - | 88.73% |
| 380 Veterans' Commission | \$ 25,016 | \$ 349,293 | \$ 349,293 | \$ 309,930 | \$ - | 88.73% |
| 670 Environmental Management | \$ 107,922 | \$ 1,318,033 | \$ 1,037,955 | \$ 804,366 | \$ - | 77.50% |
| 001 General Fund | \$ 45,928 | \$ 555,998 | \$ 555,998 | \$ 549,659 | \$ - | 98.86% |
| 420 Stormwater Management | \$ 944 | \$ 128,614 | \$ 128,614 | \$ 24,154 | \$ - | 18.78% |
| 421 Elec Agg Civic Contribution | \$ 3,896 | \$ 381,868 | \$ 101,790 | \$ 30,896 | \$ - | 30.35% |
| 650 Enterprise Surcharge | \$ 57,154 | \$ 251,553 | \$ 251,553 | \$ 199,658 | \$ - | 79.37% |
| 690 Development | \$ 2,634,953 | \$ 24,954,162 | \$ 24,832,535 | \$ 13,471,096 | \$ (0) | 54.25% |
| 001 General Fund | \$ 94,298 | \$ 1,184,115 | \$ 1,184,115 | \$ 1,125,284 | \$ - | 95.03% |
| 400 Economic Development | \$ 5,305 | \$ 199,970 | \$ 199,970 | \$ 111,664 | \$ - | 55.84% |
| 401 Community Dev Block Program | \$ 547,210 | \$ 1,857,635 | \$ 1,857,635 | \$ 1,770,923 | \$ - | 95.33% |
| 402 HOME Program | \$ 427,290 | \$ 1,129,110 | \$ 1,129,110 | \$ 1,104,913 | \$ - | 97.86% |
| 403 Unincorporated Stormwater Mgmt | \$ - | \$ 55,000 | \$ 55,000 | \$ 2,920 | \$ - | 5.31% |
| 404 Homeless Management Info Systems | \$ 10,905 | \$ 166,434 | \$ 166,434 | \$ 139,290 | \$ - | 83.69% |
| 405 Cost Share Drainage | \$ 99 | \$ 186,000 | \$ 186,000 | \$ 103,401 | \$ - | 55.59% |
| 406 OCR & Recovery Act Programs | \$ 32,426 | \$ 83,003 | \$ 83,003 | \$ 75,054 | \$ - | 90.42% |
| 407 Quality of Kane Grants | \$ - | \$ 30,110 | \$ 30,110 | \$ 7,200 | \$ - | 23.91% |
| 408 Neighborhood Stabilization Progr | \$ - | \$ 208 | \$ - | \$ - | \$ - | N/A |
| 409 Continuum of Care Planning Grant | \$ 7,205 | \$ 86,873 | \$ 86,873 | \$ 86,817 | \$ - | 99.94% |
| 410 Elgin CDBG | \$ 53,465 | \$ 765,960 | \$ 765,960 | \$ 475,720 | \$ - | 62.11% |
| 411 Emergency Rental Assistance | \$ 323,874 | \$ 290,503 | \$ 290,503 | \$ 366,666 | \$ (0) | 126.22% |
| 412 Emergency Rental Assistance #2 | \$ 4,682 | \$ 15,545,553 | \$ 15,545,553 | \$ 6,038,155 | \$ - | 38.84% |
| 413 CDBG-CV | \$ 923,688 | \$ 1,900,916 | \$ 1,900,916 | \$ 925,624 | \$ - | 48.69% |
| 414 Home - ARP | \$ 517 | \$ 3,900 | \$ 3,900 | \$ 3,746 | \$ - | 96.05% |
| 415 Homeless Prevention Program | \$ 26,483 | \$ 416,049 | \$ 416,049 | \$ 335,995 | \$ - | 80.76% |
| 425 Blighted Structure Demolition | \$ - | \$ 120,000 | \$ 120,000 | \$ 19,140 | \$ - | 15.95% |
| 435 Growing for Kane | \$ - | \$ 10,000 | \$ 10,000 | \$ 720 | \$ - | 7.20% |
| 520 Mill Creek Special Service Area | \$ 162,572 | \$ 884,603 | \$ 763,189 | \$ 761,480 | \$ - | 99.78% |
| 521 Bowes Creek Special Service Area | \$ - | \$ 5 | \$ - | \$ - | \$ - | N/A |
| 5302 Shirewood Farm SSA SW39 | \$ - | \$ 110 | \$ 110 | \$ - | \$ - | 0.00% |
| 5304 Wildwood West SBA SW41 | \$ - | \$ 10,000 | \$ 10,000 | \$ 1,450 | \$ - | 14.50% |
| 5306 Cheval DeSelle Venetian SBA SW43 | \$ 5,282 | \$ 7,482 | \$ 7,482 | \$ 5,282 | \$ - | 70.60% |
| 5308 Plank Road Estates SBA SW45 | \$ 3,281 | \$ 4,856 | \$ 4,856 | \$ 3,281 | \$ - | 67.57% |
| 5310 Exposition View SBA SW47 | \$ 3,838 | \$ 4,338 | \$ 4,338 | \$ 3,838 | \$ - | 88.47% |
| 5311 Pasadena Drive SBA SW48 | \$ 2,532 | \$ 2,880 | \$ 2,880 | \$ 2,532 | \$ - | 87.92% |
| 5312 Tamara Dittman SBA SW 50 | \$ - | \$ 1,215 | \$ 1,215 | \$ - | \$ - | 0.00% |
| 5313 Church Molitor SSA SA 52 | \$ - | \$ 3,334 | \$ 3,334 | \$ - | \$ - | 0.00% |
| 5314 45W185 Plank Road SSA SW 54 | \$ - | \$ 4,000 | \$ 4,000 | \$ - | \$ - | 0.00% |
| 760 Debt Service | \$ - | \$ 6,059,320 | \$ 5,938,926 | \$ 4,838,293 | \$ - | 81.47% |
| 601 Public Building Commission | \$ - | \$ 79,464 | \$ - | \$ - | \$ - | N/A |
| 610 Capital Improvement Debt Service | \$ - | \$ 202,202 | \$ 202,202 | \$ 202,202 | \$ - | 100.00% |
| 620 Motor Fuel Tax Debt Service | \$ - | \$ 303,875 | \$ 302,699 | \$ 302,699 | \$ - | 100.00% |
| 621 Transit Sales Tax Debt Service | \$ - | \$ 175,415 | \$ 174,715 | \$ 174,715 | \$ - | 100.00% |
| 622 Recovery Zone Bond Debt Service | \$ - | \$ 161,457 | \$ 122,403 | \$ 122,403 | \$ - | 100.00% |
| 623 JJC/AJC Refunding Debt Service | \$ - | \$ 2,954,142 | \$ 2,954,142 | \$ 2,817,506 | \$ - | 95.37% |
| 624 Longmeadow Debt Service | \$ - | \$ 963,995 | \$ 963,995 | \$ - | \$ - | 0.00% |
| 625 Longmeadow Debt Srv - Cap Int | \$ - | \$ 1,218,770 | \$ 1,218,770 | \$ 1,218,769 | \$ - | 100.00% |

Kane County Expenditure Report - Summary
Through November 30, 2022 (100.0% YTD, 100.00% Payroll Expense through Pay Period Ending 11/26/2022) DRAFT

| | Current Month Transactions | Total Amended Budget | Total Amended Budget excluding Net Income | YTD Actual Transactions | YTD Encumbrances | Total % Used |
|---------------------------------------|-------------------------------|-------------------------|--|----------------------------|---------------------|---------------|
| 800 Other- Countywide Expenses | \$ 42,342,624 | \$ 196,891,652 | \$ 158,228,691 | \$ 104,298,228 | \$ (0) | 65.92% |
| 001 General Fund | \$ 23,114,152 | \$ 31,007,130 | \$ 31,007,130 | \$ 30,588,146 | \$ - | 98.65% |
| 100 County Automation | \$ - | \$ 6,975 | \$ 6,975 | \$ - | \$ - | 0.00% |
| 110 Illinois Municipal Retirement | \$ 586,133 | \$ 9,551,965 | \$ 9,551,965 | \$ 6,963,855 | \$ - | 72.90% |
| 111 FICA/Social Security | \$ 521,039 | \$ 5,713,565 | \$ 5,713,565 | \$ 4,775,471 | \$ - | 83.58% |
| 112 Special Reserve | \$ - | \$ 592,982 | \$ 525,474 | \$ 525,474 | \$ - | 100.00% |
| 113 Emergency Reserve | \$ - | \$ 20,960 | \$ - | \$ - | \$ - | N/A |
| 114 Property Tax Freeze Protection | \$ - | \$ 7,310,157 | \$ 1,657,750 | \$ 1,657,750 | \$ - | 100.00% |
| 125 Public Safety Sales Tax | \$ 308,429 | \$ 3,551,850 | \$ 3,551,850 | \$ 2,690,072 | \$ - | 75.74% |
| 127 Judicial Technology Sales Tax | \$ 41,687 | \$ 1,235,391 | \$ 1,235,391 | \$ 1,028,525 | \$ - | 83.26% |
| 353 Coronavirus Relief Fund | \$ - | \$ 1,600 | \$ 1,600 | \$ 1,564 | \$ (0) | 97.73% |
| 354 Mass Vaccination Fund | \$ (456) | \$ 25,000 | \$ 25,000 | \$ 24,365 | \$ - | 97.46% |
| 355 American Rescue Plan | \$ 15,718,130 | \$ 46,617,827 | \$ 46,617,827 | \$ 24,183,587 | \$ (0) | 51.88% |
| 356 ARP Recoupment of Lost Revenue | \$ (2,907,342) | \$ 26,593,432 | \$ 13,425,739 | \$ 922,423 | \$ - | 6.87% |
| 357 COVID Payroll Reimbursement | \$ 18,529 | \$ 22,630,668 | \$ 7,989,615 | \$ 7,989,615 | \$ - | 100.00% |
| 358 FEMA PA Administration | \$ - | \$ 250,000 | \$ 250,000 | \$ - | \$ - | 0.00% |
| 500 Capital Projects | \$ 2,074,536 | \$ 18,410,950 | \$ 13,298,450 | \$ 4,674,061 | \$ (0) | 35.15% |
| 501 Judicial Facility Construction | \$ - | \$ 1,198,000 | \$ 1,198,000 | \$ 832,475 | \$ - | 69.49% |
| 510 Capital Improvement Bond Const | \$ - | \$ 840 | \$ - | \$ - | \$ - | N/A |
| 652 Health Insurance Fund | \$ 2,867,788 | \$ 22,172,360 | \$ 22,172,360 | \$ 17,440,846 | \$ - | 78.66% |
| 900 Contingency | \$ - | \$ 1,433,911 | \$ 1,420,487 | \$ - | \$ - | 0.00% |
| 001 General Fund | \$ - | \$ 1,420,487 | \$ 1,420,487 | \$ - | \$ - | 0.00% |
| 660 Working Cash | \$ - | \$ 13,424 | \$ - | \$ - | \$ - | N/A |
| Grand Total | \$ 58,346,394 | \$ 485,208,969 | \$ 443,470,130 | \$ 274,780,580 | \$ (0) | 61.96% |

Kane County Expenditure Report - Detail
Through November 30, 2022 (100.0% YTD, 100.00% Payroll Expense through Pay Period Ending 11/26/2022)
DRAFT

| | Current Month | Total Amended | Total Amended | YTD Actual | YTD | Total % Used |
|--|-------------------|----------------------|----------------------|---------------------|---------------|----------------|
| | Transactions | Budget | excluding Net | Transactions | Encumbrances | |
| | | | Income | | | |
| 010 County Board | \$ 270,085 | \$ 10,605,917 | \$ 10,605,917 | \$ 4,544,617 | \$ (0) | 42.85% |
| 001 General Fund | \$ 127,839 | \$ 1,374,606 | \$ 1,374,606 | \$ 1,312,602 | \$ - | 95.49% |
| Personnel Services- Salaries & Wages | \$ 80,179 | \$ 995,712 | \$ 995,712 | \$ 995,867 | \$ - | 100.02% |
| Personnel Services- Employee Benefits | \$ 22,311 | \$ 293,319 | \$ 293,319 | \$ 247,481 | \$ - | 84.37% |
| Contractual Services | \$ 8,066 | \$ 61,075 | \$ 61,075 | \$ 46,078 | \$ - | 75.44% |
| Commodities | \$ 2,284 | \$ 9,500 | \$ 9,500 | \$ 8,175 | \$ - | 86.06% |
| Transfers Out | \$ 15,000 | \$ 15,000 | \$ 15,000 | \$ 15,000 | \$ - | 100.00% |
| 120 Grand Victoria Casino Elgin | \$ 131,695 | \$ 2,948,689 | \$ 2,948,689 | \$ 2,819,891 | \$ - | 95.63% |
| Personnel Services- Salaries & Wages | \$ 4,146 | \$ 49,402 | \$ 49,402 | \$ 52,572 | \$ - | 106.42% |
| Personnel Services- Employee Benefits | \$ 7,240 | \$ 66,990 | \$ 66,990 | \$ 43,286 | \$ - | 64.62% |
| Contractual Services | \$ 120,230 | \$ 611,467 | \$ 611,467 | \$ 501,284 | \$ - | 81.98% |
| Commodities | \$ 78 | \$ 5,053 | \$ 5,053 | \$ 6,972 | \$ - | 137.98% |
| Transfers Out | \$ - | \$ 2,215,777 | \$ 2,215,777 | \$ 2,215,777 | \$ - | 100.00% |
| 430 Farmland Preservation | \$ 10,551 | \$ 6,219,969 | \$ 6,219,969 | \$ 349,473 | \$ (0) | 5.62% |
| Personnel Services- Salaries & Wages | \$ 6,328 | \$ 73,277 | \$ 73,277 | \$ 75,035 | \$ - | 102.40% |
| Personnel Services- Employee Benefits | \$ 757 | \$ 10,630 | \$ 10,630 | \$ 8,797 | \$ - | 82.75% |
| Contractual Services | \$ 3,467 | \$ 421,570 | \$ 421,570 | \$ 28,449 | \$ (0) | 6.75% |
| Capital | \$ - | \$ 5,713,096 | \$ 5,713,096 | \$ 235,796 | \$ - | 4.13% |
| Transfers Out | \$ - | \$ 1,396 | \$ 1,396 | \$ 1,396 | \$ - | 100.00% |
| 491 Tax Sale Purchase | \$ - | \$ 62,653 | \$ 62,653 | \$ 62,651 | \$ - | 100.00% |
| Contractual Services | \$ - | \$ 17,723 | \$ 17,723 | \$ 17,722 | \$ - | 99.99% |
| Contingency and Other | \$ - | \$ 44,930 | \$ 44,930 | \$ 44,929 | \$ - | 100.00% |

Kane County Expenditure Report - Detail
Through November 30, 2022 (100.0% YTD, 100.00% Payroll Expense through Pay Period Ending 11/26/2022)
DRAFT

| | Current Month Transactions | Total Amended Budget | Total Amended Budget excluding Net Income | YTD Actual Transactions | YTD Encumbrances | Total % Used |
|---|-------------------------------|-------------------------|--|----------------------------|---------------------|----------------|
| 040 Finance | \$ 96,951 | \$ 1,488,976 | \$ 1,488,976 | \$ 1,312,326 | \$ 0 | 88.14% |
| 001 General Fund | \$ 96,951 | \$ 1,488,976 | \$ 1,488,976 | \$ 1,312,326 | \$ 0 | 88.14% |
| Personnel Services- Salaries & Wages | \$ 78,349 | \$ 1,013,171 | \$ 1,013,171 | \$ 943,884 | \$ - | 93.16% |
| Personnel Services- Employee Benefits | \$ 17,723 | \$ 318,817 | \$ 318,817 | \$ 231,516 | \$ - | 72.62% |
| Contractual Services | \$ 421 | \$ 152,138 | \$ 152,138 | \$ 132,195 | \$ - | 86.89% |
| Commodities | \$ 458 | \$ 4,850 | \$ 4,850 | \$ 4,731 | \$ 0 | 97.54% |
| 060 Information Technologies | \$ 448,575 | \$ 7,004,173 | \$ 7,004,173 | \$ 5,847,864 | \$ 0 | 83.49% |
| 001 General Fund | \$ 327,724 | \$ 4,603,146 | \$ 4,603,146 | \$ 3,944,438 | \$ 0 | 85.69% |
| Personnel Services- Salaries & Wages | \$ 164,299 | \$ 3,082,414 | \$ 3,082,414 | \$ 2,899,576 | \$ - | 94.07% |
| Personnel Services- Employee Benefits | \$ 30,423 | \$ 695,283 | \$ 695,283 | \$ 510,979 | \$ - | 73.49% |
| Contractual Services | \$ 92,087 | \$ 715,299 | \$ 715,299 | \$ 441,969 | \$ 0 | 61.79% |
| Commodities | \$ 40,916 | \$ 110,150 | \$ 110,150 | \$ 91,913 | \$ - | 83.44% |
| 101 Geographic Information Systems | \$ 78,563 | \$ 1,863,491 | \$ 1,863,491 | \$ 1,528,759 | \$ 0 | 82.04% |
| Personnel Services- Salaries & Wages | \$ 55,825 | \$ 775,535 | \$ 775,535 | \$ 749,172 | \$ - | 96.60% |
| Personnel Services- Employee Benefits | \$ 18,697 | \$ 262,583 | \$ 262,583 | \$ 247,435 | \$ - | 94.23% |
| Contractual Services | \$ 285 | \$ 656,619 | \$ 656,619 | \$ 459,369 | \$ - | 69.96% |
| Commodities | \$ 3,756 | \$ 38,200 | \$ 38,200 | \$ 19,955 | \$ (0) | 52.24% |
| Capital | \$ - | \$ 99,272 | \$ 99,272 | \$ 21,545 | \$ - | 21.70% |
| Transfers Out | \$ - | \$ 31,282 | \$ 31,282 | \$ 31,282 | \$ - | 100.00% |
| 354 Mass Vaccination Fund | \$ - | \$ 167,604 | \$ 167,604 | \$ 5,951 | \$ - | 3.55% |
| Contractual Services | \$ - | \$ 44,000 | \$ 44,000 | \$ 2,256 | \$ - | 5.13% |
| Commodities | \$ - | \$ 113,604 | \$ 113,604 | \$ 3,695 | \$ - | 3.25% |
| Capital | \$ - | \$ 10,000 | \$ 10,000 | \$ - | \$ - | 0.00% |
| 385 IL Counties Information Mgmt | \$ 1,349 | \$ 4,001 | \$ 4,001 | \$ 2,801 | \$ - | 70.02% |
| Contractual Services | \$ 1,349 | \$ 4,001 | \$ 4,001 | \$ 2,801 | \$ - | 70.02% |
| 390 Web Technical Services | \$ 40,939 | \$ 365,931 | \$ 365,931 | \$ 365,916 | \$ (0) | 100.00% |
| Contractual Services | \$ 40,939 | \$ 365,931 | \$ 365,931 | \$ 365,916 | \$ (0) | 100.00% |

Kane County Expenditure Report - Detail
Through November 30, 2022 (100.0% YTD, 100.00% Payroll Expense through Pay Period Ending 11/26/2022)
DRAFT

| | Current Month Transactions | Total Amended Budget | Total Amended Budget excluding Net Income | YTD Actual Transactions | YTD Encumbrances | Total % Used |
|---------------------------------------|-------------------------------|-------------------------|--|----------------------------|---------------------|--------------|
| 080 Building Management | \$ 1,008,173 | \$ 6,495,347 | \$ 6,495,347 | \$ 5,582,604 | \$ (0) | 85.95% |
| 001 General Fund | \$ 1,007,752 | \$ 6,253,247 | \$ 6,253,247 | \$ 5,552,935 | \$ (0) | 88.80% |
| Personnel Services- Salaries & Wages | \$ 111,855 | \$ 1,432,990 | \$ 1,432,990 | \$ 1,259,674 | \$ - | 87.91% |
| Personnel Services- Employee Benefits | \$ 18,754 | \$ 408,369 | \$ 408,369 | \$ 212,401 | \$ - | 52.01% |
| Contractual Services | \$ 641,601 | \$ 2,258,326 | \$ 2,258,326 | \$ 2,458,862 | \$ (0) | 108.88% |
| Commodities | \$ 235,542 | \$ 2,153,562 | \$ 2,153,562 | \$ 1,621,997 | \$ (0) | 75.32% |
| 354 Mass Vaccination Fund | \$ 422 | \$ 242,100 | \$ 242,100 | \$ 29,669 | \$ - | 12.25% |
| Contractual Services | \$ 422 | \$ 142,100 | \$ 142,100 | \$ 29,669 | \$ - | 20.88% |
| Commodities | \$ - | \$ 100,000 | \$ 100,000 | \$ - | \$ - | 0.00% |
| 120 Human Resource Management | \$ 328,554 | \$ 4,496,573 | \$ 4,496,573 | \$ 3,710,258 | \$ - | 82.51% |
| 001 General Fund | \$ 21,243 | \$ 331,440 | \$ 331,440 | \$ 205,373 | \$ - | 61.96% |
| Personnel Services- Salaries & Wages | \$ 15,766 | \$ 205,615 | \$ 205,615 | \$ 160,097 | \$ - | 77.86% |
| Personnel Services- Employee Benefits | \$ 3,833 | \$ 55,325 | \$ 55,325 | \$ 29,810 | \$ - | 53.88% |
| Contractual Services | \$ 1,020 | \$ 63,600 | \$ 63,600 | \$ 10,471 | \$ - | 16.46% |
| Commodities | \$ 624 | \$ 6,900 | \$ 6,900 | \$ 4,995 | \$ - | 72.39% |
| 010 Insurance Liability | \$ 307,311 | \$ 4,164,049 | \$ 4,164,049 | \$ 3,503,841 | \$ - | 84.15% |
| Personnel Services- Salaries & Wages | \$ 12,437 | \$ 137,077 | \$ 137,077 | \$ 133,016 | \$ - | 97.04% |
| Personnel Services- Employee Benefits | \$ 3,148 | \$ 35,959 | \$ 35,959 | \$ 31,488 | \$ - | 87.57% |
| Contractual Services | \$ 269,067 | \$ 3,964,738 | \$ 3,964,738 | \$ 3,313,104 | \$ - | 83.56% |
| Capital | \$ 22,659 | \$ 22,700 | \$ 22,700 | \$ 22,659 | \$ - | 99.82% |
| Transfers Out | \$ - | \$ 3,575 | \$ 3,575 | \$ 3,575 | \$ - | 100.00% |
| 246 Employee Events Fund | \$ - | \$ 1,084 | \$ 1,084 | \$ 1,044 | \$ - | 96.30% |
| Commodities | \$ - | \$ 1,084 | \$ 1,084 | \$ 1,044 | \$ - | 96.30% |
| 140 County Auditor | \$ 21,061 | \$ 298,372 | \$ 298,372 | \$ 256,907 | \$ - | 86.10% |
| 001 General Fund | \$ 21,061 | \$ 298,372 | \$ 298,372 | \$ 256,907 | \$ - | 86.10% |
| Personnel Services- Salaries & Wages | \$ 17,703 | \$ 247,522 | \$ 247,522 | \$ 232,282 | \$ - | 93.84% |
| Personnel Services- Employee Benefits | \$ 924 | \$ 29,958 | \$ 29,958 | \$ 11,050 | \$ - | 36.88% |
| Contractual Services | \$ 1,684 | \$ 19,617 | \$ 19,617 | \$ 12,305 | \$ - | 62.72% |
| Commodities | \$ 750 | \$ 1,275 | \$ 1,275 | \$ 1,271 | \$ - | 99.71% |

Kane County Expenditure Report - Detail
Through November 30, 2022 (100.0% YTD, 100.00% Payroll Expense through Pay Period Ending 11/26/2022)
DRAFT

| | Current Month Transactions | Total Amended Budget | Total Amended Budget excluding Net Income | YTD Actual Transactions | YTD Encumbrances | Total % Used |
|---------------------------------------|-------------------------------|-------------------------|--|----------------------------|---------------------|----------------|
| 150 Treasurer/Collector | \$ 202,826 | \$ 1,158,218 | \$ 1,134,603 | \$ 985,515 | \$ 0 | 86.86% |
| 001 General Fund | \$ 106,311 | \$ 913,508 | \$ 889,893 | \$ 889,000 | \$ 0 | 99.90% |
| Personnel Services- Salaries & Wages | \$ 52,447 | \$ 679,380 | \$ 679,380 | \$ 679,309 | \$ - | 99.99% |
| Personnel Services- Employee Benefits | \$ 11,227 | \$ 130,733 | \$ 130,733 | \$ 130,615 | \$ - | 99.91% |
| Contractual Services | \$ 40,551 | \$ 65,200 | \$ 65,200 | \$ 64,696 | \$ - | 99.23% |
| Commodities | \$ 2,086 | \$ 14,580 | \$ 14,580 | \$ 14,380 | \$ 0 | 98.63% |
| Contingency and Other | \$ - | \$ 23,615 | \$ - | \$ - | \$ - | N/A |
| 150 Tax Sale Automation | \$ - | \$ 148,195 | \$ 148,195 | \$ - | \$ (0) | 0.00% |
| Personnel Services- Salaries & Wages | \$ - | \$ 35,000 | \$ 35,000 | \$ - | \$ - | 0.00% |
| Personnel Services- Employee Benefits | \$ - | \$ 2,680 | \$ 2,680 | \$ - | \$ - | 0.00% |
| Contractual Services | \$ - | \$ 67,015 | \$ 67,015 | \$ - | \$ - | 0.00% |
| Commodities | \$ - | \$ 10,000 | \$ 10,000 | \$ - | \$ - | 0.00% |
| Capital | \$ - | \$ 33,500 | \$ 33,500 | \$ - | \$ (0) | 0.00% |
| 268 Sale & Error | \$ 96,515 | \$ 96,515 | \$ 96,515 | \$ 96,515 | \$ - | 100.00% |
| Transfers Out | \$ 96,515 | \$ 96,515 | \$ 96,515 | \$ 96,515 | \$ - | 100.00% |
| 170 Supervisor of Assessments | \$ 87,154 | \$ 1,276,263 | \$ 1,276,263 | \$ 1,142,953 | \$ - | 89.55% |
| 001 General Fund | \$ 87,154 | \$ 1,276,263 | \$ 1,276,263 | \$ 1,142,953 | \$ - | 89.55% |
| Personnel Services- Salaries & Wages | \$ 65,035 | \$ 892,925 | \$ 892,925 | \$ 848,964 | \$ - | 95.08% |
| Personnel Services- Employee Benefits | \$ 17,653 | \$ 261,238 | \$ 261,238 | \$ 230,109 | \$ - | 88.08% |
| Contractual Services | \$ 1,232 | \$ 101,700 | \$ 101,700 | \$ 51,306 | \$ - | 50.45% |
| Commodities | \$ 3,234 | \$ 20,400 | \$ 20,400 | \$ 12,573 | \$ (0) | 61.63% |

Kane County Expenditure Report - Detail
Through November 30, 2022 (100.0% YTD, 100.00% Payroll Expense through Pay Period Ending 11/26/2022)
DRAFT

| | Current Month Transactions | Total Amended Budget | Total Amended Budget excluding Net Income | YTD Actual Transactions | YTD Encumbrances | Total % Used |
|---------------------------------------|-------------------------------|-------------------------|--|----------------------------|---------------------|---------------|
| 190 County Clerk | \$ 641,200 | \$ 5,279,199 | \$ 5,152,954 | \$ 4,747,718 | \$ 0 | 92.14% |
| 001 General Fund | \$ 622,305 | \$ 4,108,578 | \$ 4,108,578 | \$ 4,071,377 | \$ 0 | 99.09% |
| Personnel Services- Salaries & Wages | \$ 462,806 | \$ 2,715,945 | \$ 2,715,945 | \$ 2,554,647 | \$ - | 94.06% |
| Personnel Services- Employee Benefits | \$ 22,676 | \$ 298,029 | \$ 298,029 | \$ 285,620 | \$ - | 95.84% |
| Contractual Services | \$ 82,768 | \$ 819,086 | \$ 819,086 | \$ 955,593 | \$ - | 116.67% |
| Commodities | \$ 54,056 | \$ 275,518 | \$ 275,518 | \$ 275,518 | \$ 0 | 100.00% |
| 160 Vital Records Automation | \$ 18,895 | \$ 320,621 | \$ 194,376 | \$ 177,141 | \$ - | 91.13% |
| Personnel Services- Salaries & Wages | \$ 3,450 | \$ 40,684 | \$ 40,684 | \$ 43,966 | \$ - | 108.07% |
| Personnel Services- Employee Benefits | \$ 799 | \$ 9,754 | \$ 9,754 | \$ 10,059 | \$ - | 103.12% |
| Contractual Services | \$ 6,915 | \$ 32,113 | \$ 32,113 | \$ 17,414 | \$ - | 54.23% |
| Commodities | \$ - | \$ 6,045 | \$ 6,045 | \$ - | \$ - | 0.00% |
| Contingency and Other | \$ - | \$ 126,245 | \$ - | \$ - | \$ - | N/A |
| Capital | \$ 7,732 | \$ 29,900 | \$ 29,900 | \$ 29,822 | \$ - | 99.74% |
| Transfers Out | \$ - | \$ 75,880 | \$ 75,880 | \$ 75,880 | \$ - | 100.00% |
| 161 Election Equipment Fund | \$ - | \$ 850,000 | \$ 850,000 | \$ 499,200 | \$ - | 58.73% |
| Commodities | \$ - | \$ 850,000 | \$ 850,000 | \$ 499,200 | \$ - | 58.73% |
| 210 Recorder | \$ 150,648 | \$ 2,306,605 | \$ 2,306,605 | \$ 1,826,433 | \$ - | 79.18% |
| 001 General Fund | \$ 64,882 | \$ 821,613 | \$ 821,613 | \$ 665,768 | \$ - | 81.03% |
| Personnel Services- Salaries & Wages | \$ 54,650 | \$ 671,000 | \$ 671,000 | \$ 555,114 | \$ - | 82.73% |
| Personnel Services- Employee Benefits | \$ 9,949 | \$ 146,493 | \$ 146,493 | \$ 107,679 | \$ - | 73.50% |
| Contractual Services | \$ 67 | \$ 2,050 | \$ 2,050 | \$ 1,358 | \$ - | 66.25% |
| Commodities | \$ 217 | \$ 2,070 | \$ 2,070 | \$ 1,617 | \$ - | 78.11% |
| 170 Recorder's Automation | \$ 85,765 | \$ 1,484,992 | \$ 1,484,992 | \$ 1,160,665 | \$ - | 78.16% |
| Personnel Services- Salaries & Wages | \$ 9,717 | \$ 216,463 | \$ 216,463 | \$ 131,099 | \$ - | 60.56% |
| Personnel Services- Employee Benefits | \$ 2,350 | \$ 96,412 | \$ 96,412 | \$ 39,215 | \$ - | 40.67% |
| Contractual Services | \$ 72,714 | \$ 491,885 | \$ 491,885 | \$ 468,478 | \$ - | 95.24% |
| Commodities | \$ 985 | \$ 187,932 | \$ 187,932 | \$ 29,585 | \$ - | 15.74% |
| Capital | \$ - | \$ 492,300 | \$ 492,300 | \$ 492,289 | \$ - | 100.00% |

Kane County Expenditure Report - Detail
Through November 30, 2022 (100.0% YTD, 100.00% Payroll Expense through Pay Period Ending 11/26/2022)
DRAFT

| | Current Month Transactions | Total Amended Budget | Total Amended Budget excluding Net Income | YTD Actual Transactions | YTD Encumbrances | Total % Used |
|---|-------------------------------|-------------------------|--|----------------------------|---------------------|---------------|
| 230 Regional Office of Education | \$ 41,469 | \$ 413,531 | \$ 413,531 | \$ 411,252 | \$ - | 99.45% |
| 001 General Fund | \$ 41,469 | \$ 413,531 | \$ 413,531 | \$ 411,252 | \$ - | 99.45% |
| Personnel Services- Salaries & Wages | \$ 35,675 | \$ 310,090 | \$ 310,090 | \$ 337,158 | \$ - | 108.73% |
| Personnel Services- Employee Benefits | \$ 5,793 | \$ 98,866 | \$ 98,866 | \$ 74,094 | \$ - | 74.94% |
| Contractual Services | \$ - | \$ 4,575 | \$ 4,575 | \$ - | \$ - | 0.00% |
| 240 Judiciary and Courts | \$ 435,567 | \$ 3,845,599 | \$ 3,838,249 | \$ 3,690,043 | \$ - | 96.14% |
| 001 General Fund | \$ 409,373 | \$ 3,626,304 | \$ 3,626,304 | \$ 3,523,837 | \$ - | 97.17% |
| Personnel Services- Salaries & Wages | \$ 163,194 | \$ 1,818,871 | \$ 1,818,871 | \$ 1,695,748 | \$ - | 93.23% |
| Personnel Services- Employee Benefits | \$ 32,741 | \$ 477,533 | \$ 477,533 | \$ 385,244 | \$ - | 80.67% |
| Contractual Services | \$ 189,207 | \$ 1,232,650 | \$ 1,232,650 | \$ 1,345,647 | \$ - | 109.17% |
| Commodities | \$ 24,231 | \$ 97,250 | \$ 97,250 | \$ 97,198 | \$ - | 99.95% |
| 195 Children's Waiting Room | \$ 25,187 | \$ 137,755 | \$ 137,755 | \$ 135,394 | \$ - | 98.29% |
| Contractual Services | \$ 19,187 | \$ 125,355 | \$ 125,355 | \$ 123,033 | \$ - | 98.15% |
| Commodities | \$ - | \$ 400 | \$ 400 | \$ 361 | \$ - | 90.23% |
| Transfers Out | \$ 6,000 | \$ 12,000 | \$ 12,000 | \$ 12,000 | \$ - | 100.00% |
| 196 D.U.I. | \$ - | \$ 12,580 | \$ 5,230 | \$ - | \$ - | 0.00% |
| Contractual Services | \$ - | \$ 5,230 | \$ 5,230 | \$ - | \$ - | 0.00% |
| Contingency and Other | \$ - | \$ 7,350 | \$ - | \$ - | \$ - | N/A |
| 197 Foreclosure Mediation Fund | \$ 650 | \$ 58,590 | \$ 58,590 | \$ 20,900 | \$ - | 35.67% |
| Contractual Services | \$ 650 | \$ 56,590 | \$ 56,590 | \$ 20,900 | \$ - | 36.93% |
| Commodities | \$ - | \$ 2,000 | \$ 2,000 | \$ - | \$ - | 0.00% |
| 492 Marriage Fees | \$ 358 | \$ 10,370 | \$ 10,370 | \$ 9,912 | \$ - | 95.58% |
| Contractual Services | \$ - | \$ 9,395 | \$ 9,395 | \$ 9,395 | \$ - | 100.00% |
| Commodities | \$ 358 | \$ 975 | \$ 975 | \$ 517 | \$ - | 53.03% |

Kane County Expenditure Report - Detail
Through November 30, 2022 (100.0% YTD, 100.00% Payroll Expense through Pay Period Ending 11/26/2022)
DRAFT

| | Current Month Transactions | Total Amended Budget | Total Amended Budget excluding Net Income | YTD Actual Transactions | YTD Encumbrances | Total % Used |
|---------------------------------------|-------------------------------|-------------------------|--|----------------------------|---------------------|---------------|
| 250 Circuit Clerk | \$ 569,725 | \$ 7,999,436 | \$ 7,933,936 | \$ 6,031,580 | \$ - | 76.02% |
| 001 General Fund | \$ 321,392 | \$ 4,182,284 | \$ 4,182,284 | \$ 3,668,282 | \$ - | 87.71% |
| Personnel Services- Salaries & Wages | \$ 248,656 | \$ 3,062,259 | \$ 3,062,259 | \$ 2,855,446 | \$ - | 93.25% |
| Personnel Services- Employee Benefits | \$ 61,208 | \$ 948,632 | \$ 948,632 | \$ 739,414 | \$ - | 77.95% |
| Contractual Services | \$ 5,389 | \$ 104,172 | \$ 104,172 | \$ 46,907 | \$ - | 45.03% |
| Commodities | \$ 6,139 | \$ 61,580 | \$ 61,580 | \$ 20,873 | \$ - | 33.90% |
| Transfers Out | \$ - | \$ 5,641 | \$ 5,641 | \$ 5,641 | \$ - | 100.00% |
| 200 Court Automation | \$ 67,152 | \$ 1,290,154 | \$ 1,290,154 | \$ 748,568 | \$ - | 58.02% |
| Personnel Services- Salaries & Wages | \$ 21,028 | \$ 552,557 | \$ 552,557 | \$ 407,642 | \$ - | 73.77% |
| Personnel Services- Employee Benefits | \$ 9,805 | \$ 242,967 | \$ 242,967 | \$ 162,442 | \$ - | 66.86% |
| Contractual Services | \$ 9,295 | \$ 244,563 | \$ 244,563 | \$ 149,551 | \$ - | 61.15% |
| Commodities | \$ 1,887 | \$ 114,430 | \$ 114,430 | \$ 3,796 | \$ - | 3.32% |
| Capital | \$ - | \$ 110,500 | \$ 110,500 | \$ - | \$ - | 0.00% |
| Transfers Out | \$ 25,137 | \$ 25,137 | \$ 25,137 | \$ 25,137 | \$ - | 100.00% |
| 201 Court Document Storage | \$ 90,845 | \$ 1,311,614 | \$ 1,311,614 | \$ 891,297 | \$ - | 67.95% |
| Personnel Services- Salaries & Wages | \$ 37,153 | \$ 669,014 | \$ 669,014 | \$ 554,870 | \$ - | 82.94% |
| Personnel Services- Employee Benefits | \$ 16,595 | \$ 319,245 | \$ 319,245 | \$ 206,849 | \$ - | 64.79% |
| Contractual Services | \$ 609 | \$ 235,046 | \$ 235,046 | \$ 78,290 | \$ - | 33.31% |
| Commodities | \$ 180 | \$ 52,000 | \$ 52,000 | \$ 14,979 | \$ - | 28.81% |
| Transfers Out | \$ 36,309 | \$ 36,309 | \$ 36,309 | \$ 36,309 | \$ - | 100.00% |
| 202 Child Support | \$ 26,273 | \$ 291,012 | \$ 291,012 | \$ 159,387 | \$ - | 54.77% |
| Personnel Services- Salaries & Wages | \$ 11,169 | \$ 169,940 | \$ 169,940 | \$ 96,313 | \$ - | 56.67% |
| Personnel Services- Employee Benefits | \$ 3,932 | \$ 93,195 | \$ 93,195 | \$ 42,097 | \$ - | 45.17% |
| Contractual Services | \$ - | \$ 16,405 | \$ 16,405 | \$ 9,805 | \$ - | 59.77% |
| Commodities | \$ - | \$ 300 | \$ 300 | \$ - | \$ - | 0.00% |
| Transfers Out | \$ 11,172 | \$ 11,172 | \$ 11,172 | \$ 11,172 | \$ - | 100.00% |

Kane County Expenditure Report - Detail
Through November 30, 2022 (100.0% YTD, 100.00% Payroll Expense through Pay Period Ending 11/26/2022)
DRAFT

| | Current Month Transactions | Total Amended Budget | Total Amended Budget excluding Net Income | YTD Actual Transactions | YTD Encumbrances | Total % Used |
|--|-------------------------------|-------------------------|--|----------------------------|---------------------|--------------|
| 203 Circuit Clerk Admin Services | \$ 54,823 | \$ 513,135 | \$ 513,135 | \$ 378,952 | \$ - | 73.85% |
| Personnel Services- Salaries & Wages | \$ 30,168 | \$ 345,138 | \$ 345,138 | \$ 263,939 | \$ - | 76.47% |
| Personnel Services- Employee Benefits | \$ 8,840 | \$ 95,539 | \$ 95,539 | \$ 72,236 | \$ - | 75.61% |
| Contractual Services | \$ 1,622 | \$ 38,043 | \$ 38,043 | \$ 23,097 | \$ - | 60.71% |
| Commodities | \$ 229 | \$ 20,450 | \$ 20,450 | \$ 5,716 | \$ - | 27.95% |
| Transfers Out | \$ 13,965 | \$ 13,965 | \$ 13,965 | \$ 13,965 | \$ - | 100.00% |
| 204 Circuit Clk Electronic Citation | \$ 9,240 | \$ 335,737 | \$ 335,737 | \$ 185,095 | \$ - | 55.13% |
| Personnel Services- Salaries & Wages | \$ 493 | \$ 216,288 | \$ 216,288 | \$ 114,471 | \$ - | 52.93% |
| Personnel Services- Employee Benefits | \$ 63 | \$ 83,817 | \$ 83,817 | \$ 46,490 | \$ - | 55.47% |
| Contractual Services | \$ 52 | \$ 25,481 | \$ 25,481 | \$ 14,771 | \$ - | 57.97% |
| Commodities | \$ 253 | \$ 1,772 | \$ 1,772 | \$ 982 | \$ - | 55.44% |
| Transfers Out | \$ 8,379 | \$ 8,379 | \$ 8,379 | \$ 8,379 | \$ - | 100.00% |
| 205 Circuit Ct Clerk Op and Admin | \$ - | \$ 75,500 | \$ 10,000 | \$ - | \$ - | 0.00% |
| Commodities | \$ - | \$ 10,000 | \$ 10,000 | \$ - | \$ - | 0.00% |
| Contingency and Other | \$ - | \$ 65,500 | \$ - | \$ - | \$ - | N/A |
| 300 State's Attorney | \$ 1,107,454 | \$ 14,891,400 | \$ 14,691,557 | \$ 12,538,468 | \$ 0 | 85.34% |
| 001 General Fund | \$ 746,029 | \$ 8,726,559 | \$ 8,726,559 | \$ 8,261,323 | \$ 0 | 94.67% |
| Personnel Services- Salaries & Wages | \$ 570,115 | \$ 6,110,655 | \$ 6,110,655 | \$ 6,497,499 | \$ - | 106.33% |
| Personnel Services- Employee Benefits | \$ 105,607 | \$ 1,952,161 | \$ 1,952,161 | \$ 1,201,182 | \$ - | 61.53% |
| Contractual Services | \$ 16,825 | \$ 387,916 | \$ 387,916 | \$ 286,849 | \$ - | 73.95% |
| Commodities | \$ 53,483 | \$ 237,327 | \$ 237,327 | \$ 237,294 | \$ 0 | 99.99% |
| Transfers Out | \$ - | \$ 38,500 | \$ 38,500 | \$ 38,500 | \$ - | 100.00% |
| 010 Insurance Liability | \$ 138,354 | \$ 1,973,682 | \$ 1,973,682 | \$ 1,550,568 | \$ - | 78.56% |
| Personnel Services- Salaries & Wages | \$ 83,109 | \$ 1,057,993 | \$ 1,057,993 | \$ 985,223 | \$ - | 93.12% |
| Personnel Services- Employee Benefits | \$ 26,933 | \$ 478,752 | \$ 478,752 | \$ 334,653 | \$ - | 69.90% |
| Contractual Services | \$ 26,810 | \$ 429,137 | \$ 429,137 | \$ 227,840 | \$ - | 53.09% |
| Commodities | \$ 1,501 | \$ 7,800 | \$ 7,800 | \$ 2,852 | \$ - | 36.57% |

Kane County Expenditure Report - Detail
Through November 30, 2022 (100.0% YTD, 100.00% Payroll Expense through Pay Period Ending 11/26/2022)
DRAFT

| | Current Month Transactions | Total Amended Budget | Total Amended Budget excluding Net Income | YTD Actual Transactions | YTD Encumbrances | Total % Used |
|--|-------------------------------|-------------------------|--|----------------------------|---------------------|---------------|
| 220 Title IV-D | \$ 54,296 | \$ 894,540 | \$ 894,540 | \$ 676,579 | \$ - | 75.63% |
| Personnel Services- Salaries & Wages | \$ 40,148 | \$ 588,999 | \$ 588,999 | \$ 474,117 | \$ - | 80.50% |
| Personnel Services- Employee Benefits | \$ 14,148 | \$ 260,020 | \$ 260,020 | \$ 167,810 | \$ - | 64.54% |
| Contractual Services | \$ - | \$ 40,521 | \$ 40,521 | \$ 32,182 | \$ - | 79.42% |
| Commodities | \$ - | \$ 5,000 | \$ 5,000 | \$ 2,471 | \$ - | 49.43% |
| 221 Drug Prosecution | \$ 30,018 | \$ 461,696 | \$ 461,696 | \$ 309,061 | \$ - | 66.94% |
| Personnel Services- Salaries & Wages | \$ 21,670 | \$ 304,619 | \$ 304,619 | \$ 218,631 | \$ - | 71.77% |
| Personnel Services- Employee Benefits | \$ 7,680 | \$ 136,962 | \$ 136,962 | \$ 67,741 | \$ - | 49.46% |
| Contractual Services | \$ 668 | \$ 17,436 | \$ 17,436 | \$ 22,689 | \$ - | 130.13% |
| Commodities | \$ - | \$ 2,679 | \$ 2,679 | \$ - | \$ - | 0.00% |
| 222 Victim Coordinator Services | \$ 11,818 | \$ 186,328 | \$ 131,593 | \$ 125,702 | \$ - | 95.52% |
| Personnel Services- Salaries & Wages | \$ 8,729 | \$ 87,822 | \$ 87,822 | \$ 83,700 | \$ - | 95.31% |
| Personnel Services- Employee Benefits | \$ 3,089 | \$ 38,010 | \$ 38,010 | \$ 37,118 | \$ - | 97.65% |
| Contractual Services | \$ - | \$ 5,761 | \$ 5,761 | \$ 4,884 | \$ - | 84.77% |
| Contingency and Other | \$ - | \$ 54,735 | \$ - | \$ - | \$ - | N/A |
| 223 Domestic Violence | \$ 22,229 | \$ 336,813 | \$ 336,383 | \$ 271,075 | \$ - | 80.59% |
| Personnel Services- Salaries & Wages | \$ 13,241 | \$ 214,617 | \$ 214,617 | \$ 169,145 | \$ - | 78.81% |
| Personnel Services- Employee Benefits | \$ 8,477 | \$ 101,310 | \$ 101,310 | \$ 87,309 | \$ - | 86.18% |
| Contractual Services | \$ 512 | \$ 18,841 | \$ 18,841 | \$ 14,621 | \$ - | 77.60% |
| Commodities | \$ - | \$ 1,615 | \$ 1,615 | \$ - | \$ - | 0.00% |
| Contingency and Other | \$ - | \$ 430 | \$ - | \$ - | \$ - | N/A |
| 225 Auto Theft Task Force | \$ - | \$ 339 | \$ - | \$ - | \$ - | N/A |
| Contingency and Other | \$ - | \$ 339 | \$ - | \$ - | \$ - | N/A |
| 226 Weed and Seed | \$ - | \$ 129 | \$ - | \$ - | \$ - | N/A |
| Contingency and Other | \$ - | \$ 129 | \$ - | \$ - | \$ - | N/A |

Kane County Expenditure Report - Detail
Through November 30, 2022 (100.0% YTD, 100.00% Payroll Expense through Pay Period Ending 11/26/2022)
DRAFT

| | Current Month Transactions | Total Amended Budget | Total Amended Budget excluding Net Income | YTD Actual Transactions | YTD Encumbrances | Total % Used |
|--|-------------------------------|-------------------------|--|----------------------------|---------------------|---------------|
| 230 Child Advocacy Center | \$ 98,135 | \$ 1,747,782 | \$ 1,620,215 | \$ 1,237,132 | \$ (0) | 76.36% |
| Personnel Services- Salaries & Wages | \$ 58,237 | \$ 999,909 | \$ 999,909 | \$ 808,811 | \$ - | 80.89% |
| Personnel Services- Employee Benefits | \$ 21,817 | \$ 440,313 | \$ 440,313 | \$ 284,256 | \$ - | 64.56% |
| Contractual Services | \$ 7,697 | \$ 143,971 | \$ 143,971 | \$ 108,137 | \$ - | 75.11% |
| Commodities | \$ 10,384 | \$ 36,022 | \$ 36,022 | \$ 35,928 | \$ (0) | 99.74% |
| Contingency and Other | \$ - | \$ 127,567 | \$ - | \$ - | \$ - | N/A |
| 231 Equitable Sharing Program | \$ - | \$ 55,000 | \$ 55,000 | \$ - | \$ - | 0.00% |
| Contractual Services | \$ - | \$ 20,000 | \$ 20,000 | \$ - | \$ - | 0.00% |
| Commodities | \$ - | \$ 35,000 | \$ 35,000 | \$ - | \$ - | 0.00% |
| 232 State's Atty Records Automation | \$ 3,892 | \$ 110,522 | \$ 93,879 | \$ 55,725 | \$ - | 59.36% |
| Personnel Services- Salaries & Wages | \$ 2,852 | \$ 36,186 | \$ 36,186 | \$ 33,771 | \$ - | 93.33% |
| Personnel Services- Employee Benefits | \$ 1,040 | \$ 9,804 | \$ 9,804 | \$ 12,144 | \$ - | 123.87% |
| Contractual Services | \$ - | \$ 1,189 | \$ 1,189 | \$ 1,189 | \$ - | 100.00% |
| Commodities | \$ - | \$ 46,700 | \$ 46,700 | \$ 8,621 | \$ - | 18.46% |
| Contingency and Other | \$ - | \$ 16,643 | \$ - | \$ - | \$ - | N/A |
| 233 Bad Check Restitution | \$ - | \$ 25,000 | \$ 25,000 | \$ - | \$ - | 0.00% |
| Contractual Services | \$ - | \$ 25,000 | \$ 25,000 | \$ - | \$ - | 0.00% |
| 234 Drug Asset Forfeiture | \$ - | \$ 85,000 | \$ 85,000 | \$ - | \$ - | 0.00% |
| Contractual Services | \$ - | \$ 85,000 | \$ 85,000 | \$ - | \$ - | 0.00% |

Kane County Expenditure Report - Detail
Through November 30, 2022 (100.0% YTD, 100.00% Payroll Expense through Pay Period Ending 11/26/2022)
DRAFT

| | Current Month Transactions | Total Amended Budget | Total Amended Budget excluding Net Income | YTD Actual Transactions | YTD Encumbrances | Total % Used |
|---|----------------------------|----------------------|---|-------------------------|------------------|--------------|
| 235 State's Attorney Employee Events | \$ - | \$ 10 | \$ 10 | \$ - | \$ - | 0.00% |
| Commodities | \$ - | \$ 10 | \$ 10 | \$ - | \$ - | 0.00% |
| 236 Child Advocacy Advisory Board | \$ - | \$ 26,000 | \$ 26,000 | \$ - | \$ - | 0.00% |
| Commodities | \$ - | \$ 26,000 | \$ 26,000 | \$ - | \$ - | 0.00% |
| 237 Money Laundering - State's Atty | \$ - | \$ 175,000 | \$ 175,000 | \$ - | \$ - | 0.00% |
| Contractual Services | \$ - | \$ 155,000 | \$ 155,000 | \$ - | \$ - | 0.00% |
| Commodities | \$ - | \$ 20,000 | \$ 20,000 | \$ - | \$ - | 0.00% |
| 490 Kane County Law Enforcement | \$ 2,683 | \$ 87,000 | \$ 87,000 | \$ 51,304 | \$ - | 58.97% |
| Personnel Services- Salaries & Wages | \$ 1,725 | \$ - | \$ - | \$ 11,063 | \$ - | N/A |
| Personnel Services- Employee Benefits | \$ 129 | \$ - | \$ - | \$ 829 | \$ - | N/A |
| Contractual Services | \$ 829 | \$ 87,000 | \$ 87,000 | \$ 39,413 | \$ - | 45.30% |
| 360 Public Defender | \$ 358,781 | \$ 4,633,863 | \$ 4,633,863 | \$ 4,277,371 | \$ - | 92.31% |
| 001 General Fund | \$ 358,781 | \$ 4,632,863 | \$ 4,632,863 | \$ 4,277,371 | \$ - | 92.33% |
| Personnel Services- Salaries & Wages | \$ 278,397 | \$ 3,693,140 | \$ 3,693,140 | \$ 3,507,808 | \$ - | 94.98% |
| Personnel Services- Employee Benefits | \$ 54,330 | \$ 761,960 | \$ 761,960 | \$ 658,473 | \$ - | 86.42% |
| Contractual Services | \$ 15,374 | \$ 101,935 | \$ 101,935 | \$ 43,071 | \$ - | 42.25% |
| Commodities | \$ 10,681 | \$ 75,828 | \$ 75,828 | \$ 68,019 | \$ - | 89.70% |
| 244 Public Defender Rec Automation | \$ - | \$ 1,000 | \$ 1,000 | \$ - | \$ - | 0.00% |
| Contractual Services | \$ - | \$ 1,000 | \$ 1,000 | \$ - | \$ - | 0.00% |
| 370 Law Library | \$ 42,012 | \$ 331,909 | \$ 331,909 | \$ 331,129 | \$ - | 99.76% |
| 250 Law Library | \$ 42,012 | \$ 331,909 | \$ 331,909 | \$ 331,129 | \$ - | 99.76% |
| Personnel Services- Salaries & Wages | \$ 6,616 | \$ 115,914 | \$ 115,914 | \$ 115,903 | \$ - | 99.99% |
| Personnel Services- Employee Benefits | \$ 1,799 | \$ 37,007 | \$ 37,007 | \$ 30,830 | \$ - | 83.31% |
| Contractual Services | \$ 5,407 | \$ 25,883 | \$ 25,883 | \$ 31,357 | \$ - | 121.15% |
| Commodities | \$ 28,190 | \$ 147,520 | \$ 147,520 | \$ 147,454 | \$ - | 99.95% |
| Transfers Out | \$ - | \$ 5,585 | \$ 5,585 | \$ 5,585 | \$ - | 100.00% |
| 380 Sheriff | \$ (7,042,104) | \$ 41,276,703 | \$ 39,529,207 | \$ 26,851,767 | \$ 0 | 67.93% |
| 001 General Fund | \$ (7,235,112) | \$ 37,233,752 | \$ 37,233,752 | \$ 25,285,501 | \$ 0 | 67.91% |
| Personnel Services- Salaries & Wages | \$ (7,528,941) | \$ 27,196,353 | \$ 27,196,353 | \$ 16,302,651 | \$ - | 59.94% |
| Personnel Services- Employee Benefits | \$ (1,066,192) | \$ 5,089,173 | \$ 5,089,173 | \$ 2,669,001 | \$ - | 52.44% |
| Contractual Services | \$ 1,128,325 | \$ 3,399,678 | \$ 3,399,678 | \$ 3,765,678 | \$ - | 110.77% |
| Commodities | \$ 231,696 | \$ 1,832,628 | \$ 1,832,628 | \$ 1,832,253 | \$ (0) | 99.98% |
| Transfers Out | \$ - | \$ 715,920 | \$ 715,920 | \$ 715,920 | \$ - | 100.00% |
| Services | \$ - | \$ (1,000,000) | \$ (1,000,000) | \$ - | \$ - | 0.00% |

Kane County Expenditure Report - Detail
Through November 30, 2022 (100.0% YTD, 100.00% Payroll Expense through Pay Period Ending 11/26/2022)
DRAFT

| | Current Month Transactions | Total Amended Budget | Total Amended Budget excluding Net Income | YTD Actual Transactions | YTD Encumbrances | Total % Used |
|--|-------------------------------|-------------------------|--|----------------------------|---------------------|--------------|
| 128 Sheriff's Vehicle & Equipment | \$ 73,817 | \$ 1,821,426 | \$ 74,000 | \$ 73,817 | \$ - | 99.75% |
| Contingency and Other | \$ - | \$ 1,747,426 | \$ - | \$ - | \$ - | N/A |
| Capital | \$ 73,817 | \$ 74,000 | \$ 74,000 | \$ 73,817 | \$ - | 99.75% |
| 247 EMA Volunteer Fund | \$ 157 | \$ 7,250 | \$ 7,250 | \$ 5,260 | \$ - | 72.55% |
| Contractual Services | \$ - | \$ 2,500 | \$ 2,500 | \$ 538 | \$ - | 21.51% |
| Commodities | \$ 157 | \$ 4,750 | \$ 4,750 | \$ 4,722 | \$ - | 99.41% |
| 248 KC Emergency Planning | \$ - | \$ 2,000 | \$ 1,930 | \$ - | \$ - | 0.00% |
| Contractual Services | \$ - | \$ 1,050 | \$ 1,050 | \$ - | \$ - | 0.00% |
| Commodities | \$ - | \$ 880 | \$ 880 | \$ - | \$ - | 0.00% |
| Contingency and Other | \$ - | \$ 70 | \$ - | \$ - | \$ - | N/A |
| 249 Bomb Squad SWAT | \$ 1,514 | \$ 31,592 | \$ 31,592 | \$ 23,165 | \$ - | 73.33% |
| Contractual Services | \$ - | \$ 1,000 | \$ 1,000 | \$ - | \$ - | 0.00% |
| Commodities | \$ 1,514 | \$ 30,592 | \$ 30,592 | \$ 23,165 | \$ - | 75.72% |
| 251 Canteen Commission | \$ 26,945 | \$ 440,376 | \$ 440,376 | \$ 615,279 | \$ - | 139.72% |
| Contractual Services | \$ 8,559 | \$ 233,376 | \$ 233,376 | \$ 411,273 | \$ - | 176.23% |
| Commodities | \$ 18,386 | \$ 207,000 | \$ 207,000 | \$ 204,006 | \$ - | 98.55% |
| 252 Sheriff DEF Federal - DOJ | \$ - | \$ 45,000 | \$ 45,000 | \$ - | \$ - | 0.00% |
| Contractual Services | \$ - | \$ 45,000 | \$ 45,000 | \$ - | \$ - | 0.00% |
| 253 County Sheriff DEF Local | \$ 962 | \$ 473,300 | \$ 473,300 | \$ 30,939 | \$ - | 6.54% |
| Contractual Services | \$ - | \$ 40,000 | \$ 40,000 | \$ 1,643 | \$ - | 4.11% |
| Commodities | \$ 962 | \$ 433,300 | \$ 433,300 | \$ 29,296 | \$ - | 6.76% |
| 254 FATS | \$ 47 | \$ 3,800 | \$ 3,800 | \$ 2,577 | \$ - | 67.83% |
| Contractual Services | \$ - | \$ 1,200 | \$ 1,200 | \$ - | \$ - | 0.00% |
| Commodities | \$ 47 | \$ 2,600 | \$ 2,600 | \$ 2,577 | \$ - | 99.13% |

Kane County Expenditure Report - Detail
Through November 30, 2022 (100.0% YTD, 100.00% Payroll Expense through Pay Period Ending 11/26/2022)
DRAFT

| | Current Month Transactions | Total Amended Budget | Total Amended Budget excluding Net Income | YTD Actual Transactions | YTD Encumbrances | Total % Used |
|---|----------------------------|----------------------|---|-------------------------|------------------|--------------|
| 255 K-9 Unit | \$ 1,907 | \$ 49,300 | \$ 49,300 | \$ 48,271 | \$ - | 97.91% |
| Contractual Services | \$ 1,526 | \$ 22,800 | \$ 22,800 | \$ 21,803 | \$ - | 95.63% |
| Commodities | \$ 381 | \$ 26,500 | \$ 26,500 | \$ 26,468 | \$ - | 99.88% |
| 256 Vehicle Maintenance/Purchase | \$ 57 | \$ 6,000 | \$ 6,000 | \$ 981 | \$ - | 16.35% |
| Commodities | \$ 57 | \$ 6,000 | \$ 6,000 | \$ 981 | \$ - | 16.35% |
| 257 Sheriff DUI Fund | \$ 23,910 | \$ 62,725 | \$ 62,725 | \$ 62,724 | \$ - | 100.00% |
| Contractual Services | \$ 2,354 | \$ 7,649 | \$ 7,649 | \$ 7,648 | \$ - | 99.99% |
| Commodities | \$ 21,556 | \$ 27,081 | \$ 27,081 | \$ 27,081 | \$ - | 100.00% |
| Capital | \$ - | \$ 27,995 | \$ 27,995 | \$ 27,995 | \$ - | 100.00% |
| 258 Sheriffs Office Money Laundering | \$ - | \$ 5,000 | \$ 5,000 | \$ 125 | \$ - | 2.50% |
| Contractual Services | \$ - | \$ 5,000 | \$ 5,000 | \$ - | \$ - | 0.00% |
| Commodities | \$ - | \$ - | \$ - | \$ 125 | \$ - | N/A |
| 259 Transportation Safety Highway HB | \$ - | \$ 10,000 | \$ 10,000 | \$ - | \$ - | 0.00% |
| Personnel Services- Salaries & Wages | \$ - | \$ 10,000 | \$ 10,000 | \$ - | \$ - | 0.00% |
| 262 AJF Medical Cost | \$ 8,968 | \$ 25,040 | \$ 25,040 | \$ 25,040 | \$ - | 100.00% |
| Contractual Services | \$ 8,968 | \$ 25,040 | \$ 25,040 | \$ 25,040 | \$ - | 100.00% |
| 263 Sheriff Civil Operations | \$ 3,213 | \$ 73,500 | \$ 73,500 | \$ 72,408 | \$ - | 98.51% |
| Contractual Services | \$ 2,872 | \$ 58,500 | \$ 58,500 | \$ 58,259 | \$ - | 99.59% |
| Commodities | \$ 340 | \$ 15,000 | \$ 15,000 | \$ 14,140 | \$ - | 94.26% |
| Contingency and Other | \$ - | \$ - | \$ - | \$ 9 | \$ - | N/A |
| 264 Cannabis Regulation - Local | \$ 9,248 | \$ 79,690 | \$ 79,690 | \$ 79,523 | \$ - | 99.79% |
| Contractual Services | \$ 1,000 | \$ 23,900 | \$ 23,900 | \$ 23,811 | \$ - | 99.63% |
| Commodities | \$ 8,248 | \$ 55,790 | \$ 55,790 | \$ 55,712 | \$ - | 99.86% |
| 265 Sheriff DEF Federal - Treasury | \$ 13,802 | \$ 260,000 | \$ 260,000 | \$ 257,234 | \$ - | 98.94% |
| Commodities | \$ 13,802 | \$ 260,000 | \$ 260,000 | \$ 257,234 | \$ - | 98.94% |
| 351 Kane Kares | \$ - | \$ 175,952 | \$ 175,952 | \$ - | \$ - | 0.00% |
| Contractual Services | \$ - | \$ 175,952 | \$ 175,952 | \$ - | \$ - | 0.00% |

Kane County Expenditure Report - Detail
Through November 30, 2022 (100.0% YTD, 100.00% Payroll Expense through Pay Period Ending 11/26/2022)
DRAFT

| | Current Month Transactions | Total Amended Budget | Total Amended Budget excluding Net Income | YTD Actual Transactions | YTD Encumbrances | Total % Used |
|---------------------------------------|-------------------------------|-------------------------|--|----------------------------|---------------------|--------------|
| 354 Mass Vaccination Fund | \$ - | \$ 200,000 | \$ 200,000 | \$ - | \$ - | 0.00% |
| Personnel Services- Salaries & Wages | \$ - | \$ 100,000 | \$ 100,000 | \$ - | \$ - | 0.00% |
| Commodities | \$ - | \$ 100,000 | \$ 100,000 | \$ - | \$ - | 0.00% |
| 702 Sheriff's Detail Escrow | \$ 28,463 | \$ 271,000 | \$ 271,000 | \$ 268,922 | \$ - | 99.23% |
| Contractual Services | \$ 28,463 | \$ 271,000 | \$ 271,000 | \$ 268,922 | \$ - | 99.23% |
| 420 Merit Commission | \$ 7,290 | \$ 100,568 | \$ 100,568 | \$ 85,117 | \$ - | 84.64% |
| 001 General Fund | \$ 7,290 | \$ 100,568 | \$ 100,568 | \$ 85,117 | \$ - | 84.64% |
| Personnel Services- Salaries & Wages | \$ 4,430 | \$ 76,801 | \$ 76,801 | \$ 63,575 | \$ - | 82.78% |
| Personnel Services- Employee Benefits | \$ 543 | \$ 6,517 | \$ 6,517 | \$ 6,507 | \$ - | 99.85% |
| Contractual Services | \$ 1,935 | \$ 16,550 | \$ 16,550 | \$ 14,410 | \$ - | 87.07% |
| Commodities | \$ 383 | \$ 700 | \$ 700 | \$ 624 | \$ - | 89.19% |
| 425 Kane Comm | \$ 238,535 | \$ 2,430,491 | \$ 2,423,804 | \$ 2,381,391 | \$ 0 | 98.25% |
| 269 Kane Comm | \$ 238,535 | \$ 2,430,491 | \$ 2,423,804 | \$ 2,381,391 | \$ 0 | 98.25% |
| Personnel Services- Salaries & Wages | \$ 124,801 | \$ 1,481,402 | \$ 1,481,402 | \$ 1,489,804 | \$ - | 100.57% |
| Personnel Services- Employee Benefits | \$ 36,974 | \$ 512,694 | \$ 512,694 | \$ 462,682 | \$ - | 90.25% |
| Contractual Services | \$ 8,282 | \$ 199,963 | \$ 199,963 | \$ 195,490 | \$ - | 97.76% |
| Commodities | \$ 68,478 | \$ 121,300 | \$ 121,300 | \$ 124,970 | \$ - | 103.03% |
| Contingency and Other | \$ - | \$ 6,687 | \$ - | \$ - | \$ - | N/A |
| Transfers Out | \$ - | \$ 108,445 | \$ 108,445 | \$ 108,445 | \$ - | 100.00% |
| 430 Court Services | \$ 1,495,093 | \$ 16,061,474 | \$ 16,061,474 | \$ 14,703,171 | \$ - | 91.54% |
| 001 General Fund | \$ 1,309,504 | \$ 13,666,157 | \$ 13,666,157 | \$ 13,185,913 | \$ - | 96.49% |
| Personnel Services- Salaries & Wages | \$ 867,952 | \$ 9,983,585 | \$ 9,983,585 | \$ 9,821,756 | \$ - | 98.38% |
| Personnel Services- Employee Benefits | \$ 159,717 | \$ 2,081,480 | \$ 2,081,480 | \$ 1,946,810 | \$ - | 93.53% |
| Contractual Services | \$ 161,011 | \$ 1,094,714 | \$ 1,094,714 | \$ 939,896 | \$ - | 85.86% |
| Commodities | \$ 120,824 | \$ 460,708 | \$ 460,708 | \$ 460,587 | \$ - | 99.97% |
| Capital | \$ - | \$ 45,670 | \$ 45,670 | \$ 16,864 | \$ - | 36.93% |

Kane County Expenditure Report - Detail
Through November 30, 2022 (100.0% YTD, 100.00% Payroll Expense through Pay Period Ending 11/26/2022)
DRAFT

| | Current Month Transactions | Total Amended Budget | Total Amended Budget excluding Net Income | YTD Actual Transactions | YTD Encumbrances | Total % Used |
|---|-------------------------------|-------------------------|--|----------------------------|---------------------|--------------|
| 270 Probation Services | \$ 125,762 | \$ 1,682,100 | \$ 1,682,100 | \$ 1,197,471 | \$ - | 71.19% |
| Contractual Services | \$ 124,743 | \$ 1,256,595 | \$ 1,256,595 | \$ 775,101 | \$ - | 61.68% |
| Commodities | \$ 1,019 | \$ 23,750 | \$ 23,750 | \$ 20,616 | \$ - | 86.80% |
| Capital | \$ - | \$ 28,405 | \$ 28,405 | \$ 28,404 | \$ - | 100.00% |
| Transfers Out | \$ - | \$ 373,350 | \$ 373,350 | \$ 373,350 | \$ - | 100.00% |
| 271 Substance Abuse Screening | \$ 1,316 | \$ 80,000 | \$ 80,000 | \$ 30,226 | \$ - | 37.78% |
| Contractual Services | \$ 1,316 | \$ 75,000 | \$ 75,000 | \$ 30,122 | \$ - | 40.16% |
| Commodities | \$ - | \$ 5,000 | \$ 5,000 | \$ 104 | \$ - | 2.08% |
| 273 Drug Court Special Resources | \$ 58,413 | \$ 622,517 | \$ 622,517 | \$ 289,300 | \$ - | 46.47% |
| Contractual Services | \$ 55,897 | \$ 602,817 | \$ 602,817 | \$ 279,891 | \$ - | 46.43% |
| Commodities | \$ 2,516 | \$ 19,700 | \$ 19,700 | \$ 9,408 | \$ - | 47.76% |
| 276 Probation Victim Services | \$ - | \$ 10,000 | \$ 10,000 | \$ - | \$ - | 0.00% |
| Contractual Services | \$ - | \$ 10,000 | \$ 10,000 | \$ - | \$ - | 0.00% |
| 278 Juvenile Justice Donation Fund | \$ 97 | \$ 700 | \$ 700 | \$ 262 | \$ - | 37.36% |
| Commodities | \$ 97 | \$ 700 | \$ 700 | \$ 262 | \$ - | 37.36% |
| 490 Coroner | \$ 315,712 | \$ 1,750,170 | \$ 1,750,170 | \$ 1,713,340 | \$ - | 97.90% |
| 001 General Fund | \$ 291,309 | \$ 1,580,143 | \$ 1,580,143 | \$ 1,580,012 | \$ - | 99.99% |
| Personnel Services- Salaries & Wages | \$ 76,376 | \$ 803,285 | \$ 803,285 | \$ 781,458 | \$ - | 97.28% |
| Personnel Services- Employee Benefits | \$ 15,536 | \$ 189,898 | \$ 189,898 | \$ 181,642 | \$ - | 95.65% |
| Contractual Services | \$ 199,397 | \$ 577,360 | \$ 577,360 | \$ 607,312 | \$ - | 105.19% |
| Commodities | \$ - | \$ 9,600 | \$ 9,600 | \$ 9,600 | \$ - | 100.00% |
| 289 Coroner Administration | \$ 24,404 | \$ 170,027 | \$ 170,027 | \$ 133,328 | \$ - | 78.42% |
| Contractual Services | \$ 9,386 | \$ 41,800 | \$ 41,800 | \$ 31,084 | \$ - | 74.36% |
| Commodities | \$ 15,018 | \$ 78,227 | \$ 78,227 | \$ 53,869 | \$ - | 68.86% |
| Capital | \$ - | \$ 50,000 | \$ 50,000 | \$ 48,375 | \$ - | 96.75% |

Kane County Expenditure Report - Detail
Through November 30, 2022 (100.0% YTD, 100.00% Payroll Expense through Pay Period Ending 11/26/2022)
DRAFT

| | Current Month Transactions | Total Amended Budget | Total Amended Budget excluding Net Income | YTD Actual Transactions | YTD Encumbrances | Total % Used |
|---------------------------------------|-------------------------------|-------------------------|--|----------------------------|---------------------|---------------|
| 500 Animal Control | \$ 131,138 | \$ 1,021,387 | \$ 1,021,387 | \$ 974,490 | \$ 0 | 95.41% |
| 290 Animal Control | \$ 131,138 | \$ 1,021,387 | \$ 1,021,387 | \$ 974,490 | \$ 0 | 95.41% |
| Personnel Services- Salaries & Wages | \$ 52,066 | \$ 605,265 | \$ 605,265 | \$ 595,231 | \$ - | 98.34% |
| Personnel Services- Employee Benefits | \$ 11,111 | \$ 167,291 | \$ 167,291 | \$ 130,521 | \$ - | 78.02% |
| Contractual Services | \$ 19,800 | \$ 126,778 | \$ 126,778 | \$ 126,677 | \$ - | 99.92% |
| Commodities | \$ 17,441 | \$ 91,334 | \$ 91,334 | \$ 91,343 | \$ 0 | 100.01% |
| Transfers Out | \$ 30,719 | \$ 30,719 | \$ 30,719 | \$ 30,719 | \$ - | 100.00% |
| 520 Transportation | \$ 11,066,997 | \$ 105,552,591 | \$ 105,526,410 | \$ 36,164,414 | \$ - | 34.27% |
| 300 County Highway | \$ 998,564 | \$ 9,342,233 | \$ 9,342,233 | \$ 6,628,603 | \$ (0) | 70.95% |
| Personnel Services- Salaries & Wages | \$ 228,353 | \$ 2,958,979 | \$ 2,958,979 | \$ 2,710,850 | \$ - | 91.61% |
| Personnel Services- Employee Benefits | \$ 75,037 | \$ 975,726 | \$ 975,726 | \$ 889,793 | \$ - | 91.19% |
| Contractual Services | \$ 347,543 | \$ 2,085,741 | \$ 2,085,741 | \$ 1,717,898 | \$ (0) | 82.36% |
| Commodities | \$ 130,313 | \$ 786,700 | \$ 786,700 | \$ 611,509 | \$ (0) | 77.73% |
| Capital | \$ 217,319 | \$ 2,362,499 | \$ 2,362,499 | \$ 525,965 | \$ (0) | 22.26% |
| Transfers Out | \$ - | \$ 172,588 | \$ 172,588 | \$ 172,588 | \$ - | 100.00% |
| 301 County Bridge | \$ 134,618 | \$ 445,000 | \$ 445,000 | \$ 444,359 | \$ - | 99.86% |
| Contractual Services | \$ 134,618 | \$ 445,000 | \$ 445,000 | \$ 444,359 | \$ - | 99.86% |
| 302 Motor Fuel Tax | \$ 959,409 | \$ 30,911,128 | \$ 30,911,128 | \$ 6,324,076 | \$ (0) | 20.46% |
| Personnel Services- Salaries & Wages | \$ 215,927 | \$ 2,756,169 | \$ 2,756,169 | \$ 2,475,105 | \$ - | 89.80% |
| Personnel Services- Employee Benefits | \$ 74,538 | \$ 1,124,718 | \$ 1,124,718 | \$ 928,234 | \$ - | 82.53% |
| Contractual Services | \$ 207,341 | \$ 9,708,814 | \$ 9,708,814 | \$ 1,483,673 | \$ - | 15% |
| Capital | \$ 461,604 | \$ 17,229,258 | \$ 17,229,258 | \$ 1,344,895 | \$ (0) | 7.81% |
| Transfers Out | \$ - | \$ 92,169 | \$ 92,169 | \$ 92,169 | \$ - | 100.00% |

Kane County Expenditure Report - Detail
Through November 30, 2022 (100.0% YTD, 100.00% Payroll Expense through Pay Period Ending 11/26/2022)
DRAFT

| | Current Month Transactions | Total Amended Budget | Total Amended Budget excluding Net Income | YTD Actual Transactions | YTD Encumbrances | Total % Used |
|---|-------------------------------|-------------------------|--|----------------------------|---------------------|--------------|
| 303 County Highway Matching | \$ - | \$ 88,248 | \$ 88,248 | \$ 81,146 | \$ (0) | 91.95% |
| Commodities | \$ - | \$ 88,248 | \$ 88,248 | \$ 81,146 | \$ (0) | 91.95% |
| 304 Motor Fuel Local Option | \$ 3,741,116 | \$ 14,188,500 | \$ 14,188,500 | \$ 11,208,752 | \$ 0 | 79.00% |
| Contractual Services | \$ 3,585,959 | \$ 11,553,000 | \$ 11,553,000 | \$ 9,378,978 | \$ (0) | 81.18% |
| Commodities | \$ 155,157 | \$ 2,340,500 | \$ 2,340,500 | \$ 1,795,361 | \$ - | 76.71% |
| Capital | \$ - | \$ 295,000 | \$ 295,000 | \$ 34,413 | \$ 0 | 11.67% |
| 305 Transportation Sales Tax | \$ 3,386,724 | \$ 38,998,325 | \$ 38,998,325 | \$ 8,909,177 | \$ - | 22.85% |
| Contractual Services | \$ 1,387,896 | \$ 5,362,066 | \$ 5,362,066 | \$ 4,099,154 | \$ 0 | 76.45% |
| Capital | \$ 1,998,828 | \$ 32,672,264 | \$ 32,672,264 | \$ 3,846,028 | \$ (0) | 11.77% |
| Transfers Out | \$ - | \$ 963,995 | \$ 963,995 | \$ 963,995 | \$ - | 100.00% |
| 515 Longmeadow Bond Construction | \$ - | \$ 636,842 | \$ 636,842 | \$ 115,263 | \$ - | 18.10% |
| Capital | \$ - | \$ 636,842 | \$ 636,842 | \$ 115,263 | \$ - | 18.10% |
| 540 Transportation Capital | \$ 3,134 | \$ 897,612 | \$ 897,612 | \$ 201,374 | \$ (0) | 22.43% |
| Contractual Services | \$ 3,134 | \$ 201,508 | \$ 201,508 | \$ 201,374 | \$ 0 | 99.93% |
| Capital | \$ - | \$ 696,104 | \$ 696,104 | \$ - | \$ - | 0.00% |
| 550 Aurora Area Impact Fees | \$ 10,000 | \$ 712,000 | \$ 712,000 | \$ 10,000 | \$ - | 1.40% |
| Contractual Services | \$ - | \$ 100,000 | \$ 100,000 | \$ - | \$ - | 0.00% |
| Capital | \$ - | \$ 570,000 | \$ 570,000 | \$ - | \$ - | 0.00% |
| Transfers Out | \$ 10,000 | \$ 42,000 | \$ 42,000 | \$ 10,000 | \$ - | 23.81% |

Kane County Expenditure Report - Detail
Through November 30, 2022 (100.0% YTD, 100.00% Payroll Expense through Pay Period Ending 11/26/2022)
DRAFT

| | Current Month Transactions | Total Amended Budget | Total Amended Budget excluding Net Income | YTD Actual Transactions | YTD Encumbrances | Total % Used |
|--------------------------------------|-------------------------------|-------------------------|--|----------------------------|---------------------|---------------|
| 551 Campton Hills Impact Fees | \$ 2,500 | \$ 43,500 | \$ 43,500 | \$ 2,500 | \$ - | 5.75% |
| Transfers Out | \$ 2,500 | \$ 43,500 | \$ 43,500 | \$ 2,500 | \$ - | 5.75% |
| 552 Greater Elgin Impact Fees | \$ 288,000 | \$ 579,194 | \$ 579,194 | \$ 384,077 | \$ - | 66.31% |
| Capital | \$ 288,000 | \$ 533,194 | \$ 533,194 | \$ 384,077 | \$ - | 72.03% |
| Transfers Out | \$ - | \$ 46,000 | \$ 46,000 | \$ - | \$ - | 0.00% |
| 553 Northwest Impact Fees | \$ 345,000 | \$ 369,500 | \$ 369,500 | \$ 345,000 | \$ - | 93.37% |
| Capital | \$ 345,000 | \$ 345,000 | \$ 345,000 | \$ 345,000 | \$ - | 100.00% |
| Transfers Out | \$ - | \$ 24,500 | \$ 24,500 | \$ - | \$ - | 0.00% |
| 554 Southwest Impact Fees | \$ 43,165 | \$ 176,431 | \$ 176,431 | \$ 153,165 | \$ - | 86.81% |
| Capital | \$ - | \$ 110,000 | \$ 110,000 | \$ 110,000 | \$ - | 100.00% |
| Transfers Out | \$ 43,165 | \$ 66,431 | \$ 66,431 | \$ 43,165 | \$ - | 64.98% |
| 555 Tri-Cities Impact Fees | \$ 17,340 | \$ 81,493 | \$ 81,493 | \$ 43,426 | \$ - | 53.29% |
| Contractual Services | \$ - | \$ 27,000 | \$ 27,000 | \$ 26,086 | \$ - | 96.61% |
| Transfers Out | \$ 17,340 | \$ 54,493 | \$ 54,493 | \$ 17,340 | \$ - | 31.82% |
| 556 Upper Fox Impact Fees | \$ 308,000 | \$ 408,000 | \$ 408,000 | \$ 308,000 | \$ - | 75.49% |
| Capital | \$ 308,000 | \$ 308,000 | \$ 308,000 | \$ 308,000 | \$ - | 100.00% |
| Transfers Out | \$ - | \$ 100,000 | \$ 100,000 | \$ - | \$ - | 0.00% |
| 557 West Central Impact Fees | \$ 2,000 | \$ 42,100 | \$ 42,100 | \$ 2,000 | \$ - | 4.75% |
| Capital | \$ - | \$ 39,000 | \$ 39,000 | \$ - | \$ - | 0.00% |
| Transfers Out | \$ 2,000 | \$ 3,100 | \$ 3,100 | \$ 2,000 | \$ - | 64.52% |
| 558 North Impact Fees | \$ 754,982 | \$ 2,831,248 | \$ 2,831,248 | \$ 781,133 | \$ - | 27.59% |
| Contractual Services | \$ 7,482 | \$ 900,000 | \$ 900,000 | \$ 31,153 | \$ - | 3.46% |
| Capital | \$ 710,000 | \$ 1,893,748 | \$ 1,893,748 | \$ 712,480 | \$ - | 37.62% |
| Transfers Out | \$ 37,500 | \$ 37,500 | \$ 37,500 | \$ 37,500 | \$ - | 100.00% |
| 559 Central Impact Fees | \$ 36,914 | \$ 2,109,000 | \$ 2,109,000 | \$ 42,086 | \$ 0 | 2.00% |
| Contractual Services | \$ 16,914 | \$ 23,000 | \$ 23,000 | \$ 22,086 | \$ 0 | 96.02% |
| Capital | \$ - | \$ 2,066,000 | \$ 2,066,000 | \$ - | \$ - | 0.00% |
| Transfers Out | \$ 20,000 | \$ 20,000 | \$ 20,000 | \$ 20,000 | \$ - | 100.00% |

Kane County Expenditure Report - Detail
Through November 30, 2022 (100.0% YTD, 100.00% Payroll Expense through Pay Period Ending 11/26/2022)
DRAFT

| | Current Month Transactions | Total Amended Budget | Total Amended Budget excluding Net Income | YTD Actual Transactions | YTD Encumbrances | Total % Used |
|---------------------------------------|----------------------------|----------------------|---|-------------------------|------------------|---------------|
| 560 South Impact Fees | \$ 35,529 | \$ 2,692,237 | \$ 2,666,056 | \$ 180,279 | \$ - | 6.76% |
| Contractual Services | \$ 15,529 | \$ 16,000 | \$ 16,000 | \$ 15,529 | \$ - | 97.05% |
| Contingency and Other | \$ - | \$ 26,181 | \$ - | \$ - | \$ - | N/A |
| Capital | \$ - | \$ 2,630,056 | \$ 2,630,056 | \$ 144,750 | \$ - | 5.50% |
| Transfers Out | \$ 20,000 | \$ 20,000 | \$ 20,000 | \$ 20,000 | \$ - | 100.00% |
| 580 Health | \$ 1,212,984 | \$ 13,483,833 | \$ 13,146,395 | \$ 10,947,939 | \$ (0) | 83.28% |
| 349 Opioid Settlement Fund | \$ - | \$ 337,438 | \$ - | \$ - | \$ - | N/A |
| Contingency and Other | \$ - | \$ 337,438 | \$ - | \$ - | \$ - | N/A |
| 350 County Health | \$ 1,166,056 | \$ 12,517,832 | \$ 12,517,832 | \$ 10,388,609 | \$ (0) | 82.99% |
| Personnel Services- Salaries & Wages | \$ 256,356 | \$ 4,089,068 | \$ 4,089,068 | \$ 3,213,893 | \$ - | 78.60% |
| Personnel Services- Employee Benefits | \$ 85,705 | \$ 1,409,463 | \$ 1,409,463 | \$ 1,081,988 | \$ - | 76.77% |
| Contractual Services | \$ 371,404 | \$ 5,654,642 | \$ 5,654,642 | \$ 5,008,994 | \$ 0 | 88.58% |
| Commodities | \$ 444,440 | \$ 1,174,372 | \$ 1,174,372 | \$ 893,447 | \$ (0) | 76.08% |
| Transfers Out | \$ 8,151 | \$ 190,287 | \$ 190,287 | \$ 190,287 | \$ - | 100.00% |
| 351 Kane Kares | \$ 46,434 | \$ 570,230 | \$ 570,230 | \$ 501,636 | \$ (0) | 87.97% |
| Personnel Services- Salaries & Wages | \$ 23,728 | \$ 325,831 | \$ 325,831 | \$ 290,548 | \$ - | 89.17% |
| Personnel Services- Employee Benefits | \$ 9,463 | \$ 124,026 | \$ 124,026 | \$ 114,720 | \$ - | 92.50% |
| Contractual Services | \$ 5,568 | \$ 106,110 | \$ 106,110 | \$ 67,004 | \$ - | 63.15% |
| Commodities | \$ 7,675 | \$ 300 | \$ 300 | \$ 15,401 | \$ (0) | 5,133.68% |
| Transfers Out | \$ - | \$ 13,963 | \$ 13,963 | \$ 13,963 | \$ - | 100.00% |
| 354 Mass Vaccination Fund | \$ 493 | \$ 58,333 | \$ 58,333 | \$ 57,694 | \$ 0 | 98.90% |
| Contractual Services | \$ 114 | \$ 58,333 | \$ 58,333 | \$ 41,987 | \$ 0 | 71.98% |
| Commodities | \$ 379 | \$ - | \$ - | \$ 15,707 | \$ 0 | N/A |

Kane County Expenditure Report - Detail
Through November 30, 2022 (100.0% YTD, 100.00% Payroll Expense through Pay Period Ending 11/26/2022)
DRAFT

| | Current Month Transactions | Total Amended Budget | Total Amended Budget excluding Net Income | YTD Actual Transactions | YTD Encumbrances | Total % Used |
|--|-------------------------------|-------------------------|--|----------------------------|---------------------|--------------|
| 660 Veterans' Commission | \$ 25,016 | \$ 349,293 | \$ 349,293 | \$ 309,930 | \$ - | 88.73% |
| 380 Veterans' Commission | \$ 25,016 | \$ 349,293 | \$ 349,293 | \$ 309,930 | \$ - | 88.73% |
| Personnel Services- Salaries & Wages | \$ 16,856 | \$ 202,504 | \$ 202,504 | \$ 203,240 | \$ - | 100.36% |
| Personnel Services- Employee Benefits | \$ 6,669 | \$ 92,108 | \$ 92,108 | \$ 80,767 | \$ - | 87.69% |
| Contractual Services | \$ 55 | \$ 48,422 | \$ 48,422 | \$ 23,523 | \$ - | 48.58% |
| Commodities | \$ 1,437 | \$ 6,259 | \$ 6,259 | \$ 2,401 | \$ - | 38.36% |
| 670 Environmental Management | \$ 107,922 | \$ 1,318,033 | \$ 1,037,955 | \$ 804,366 | \$ - | 77.50% |
| 001 General Fund | \$ 45,928 | \$ 555,998 | \$ 555,998 | \$ 549,659 | \$ - | 98.86% |
| Personnel Services- Salaries & Wages | \$ 36,595 | \$ 454,817 | \$ 454,817 | \$ 449,994 | \$ - | 98.94% |
| Personnel Services- Employee Benefits | \$ 8,008 | \$ 95,315 | \$ 95,315 | \$ 94,828 | \$ - | 99.49% |
| Contractual Services | \$ 389 | \$ 4,650 | \$ 4,650 | \$ 3,130 | \$ - | 67.31% |
| Commodities | \$ 936 | \$ 1,216 | \$ 1,216 | \$ 1,707 | \$ - | 140.38% |
| 420 Stormwater Management | \$ 944 | \$ 128,614 | \$ 128,614 | \$ 24,154 | \$ - | 18.78% |
| Personnel Services- Salaries & Wages | \$ 615 | \$ 7,694 | \$ 7,694 | \$ 7,696 | \$ - | 100.03% |
| Personnel Services- Employee Benefits | \$ 329 | \$ 4,140 | \$ 4,140 | \$ 3,997 | \$ - | 96.56% |
| Contractual Services | \$ - | \$ 116,501 | \$ 116,501 | \$ 12,181 | \$ - | 10.46% |
| Transfers Out | \$ - | \$ 279 | \$ 279 | \$ 279 | \$ - | 100.00% |
| 421 Elec Agg Civic Contribution | \$ 3,896 | \$ 381,868 | \$ 101,790 | \$ 30,896 | \$ - | 30.35% |
| Contractual Services | \$ 3,896 | \$ 74,790 | \$ 74,790 | \$ 3,896 | \$ - | 5.21% |
| Contingency and Other | \$ - | \$ 280,078 | \$ - | \$ - | \$ - | N/A |
| Transfers Out | \$ - | \$ 27,000 | \$ 27,000 | \$ 27,000 | \$ - | 100.00% |
| 650 Enterprise Surcharge | \$ 57,154 | \$ 251,553 | \$ 251,553 | \$ 199,658 | \$ - | 79.37% |
| Personnel Services- Salaries & Wages | \$ 3,096 | \$ 51,961 | \$ 51,961 | \$ 51,899 | \$ - | 99.88% |
| Personnel Services- Employee Benefits | \$ 1,392 | \$ 18,554 | \$ 18,554 | \$ 17,680 | \$ - | 95.29% |
| Contractual Services | \$ 49,118 | \$ 158,225 | \$ 158,225 | \$ 116,080 | \$ - | 73.36% |
| Commodities | \$ 3,548 | \$ 21,025 | \$ 21,025 | \$ 12,211 | \$ - | 58.08% |
| Transfers Out | \$ - | \$ 1,788 | \$ 1,788 | \$ 1,788 | \$ - | 100.00% |

Kane County Expenditure Report - Detail
Through November 30, 2022 (100.0% YTD, 100.00% Payroll Expense through Pay Period Ending 11/26/2022)
DRAFT

| | Current Month Transactions | Total Amended Budget | Total Amended Budget excluding Net Income | YTD Actual Transactions | YTD Encumbrances | Total % Used |
|--|-------------------------------|-------------------------|--|----------------------------|---------------------|--------------|
| 690 Development | \$ 2,634,953 | \$ 24,954,162 | \$ 24,832,535 | \$ 13,471,096 | \$ (0) | 54.25% |
| 001 General Fund | \$ 94,298 | \$ 1,184,115 | \$ 1,184,115 | \$ 1,125,284 | \$ - | 95.03% |
| Personnel Services- Salaries & Wages | \$ 69,003 | \$ 855,870 | \$ 855,870 | \$ 853,031 | \$ - | 99.67% |
| Personnel Services- Employee Benefits | \$ 18,069 | \$ 233,319 | \$ 233,319 | \$ 220,398 | \$ - | 94.46% |
| Contractual Services | \$ 5,204 | \$ 71,946 | \$ 71,946 | \$ 31,190 | \$ - | 43.35% |
| Commodities | \$ 2,022 | \$ 22,980 | \$ 22,980 | \$ 20,665 | \$ - | 89.93% |
| 400 Economic Development | \$ 5,305 | \$ 199,970 | \$ 199,970 | \$ 111,664 | \$ - | 55.84% |
| Personnel Services- Salaries & Wages | \$ 3,542 | \$ 44,071 | \$ 44,071 | \$ 44,441 | \$ - | 100.84% |
| Personnel Services- Employee Benefits | \$ 1,515 | \$ 19,093 | \$ 19,093 | \$ 18,561 | \$ - | 97.22% |
| Contractual Services | \$ 248 | \$ 136,406 | \$ 136,406 | \$ 48,662 | \$ - | 35.67% |
| Commodities | \$ - | \$ 400 | \$ 400 | \$ - | \$ - | 0.00% |
| 401 Community Dev Block Program | \$ 547,210 | \$ 1,857,635 | \$ 1,857,635 | \$ 1,770,923 | \$ - | 95.33% |
| Personnel Services- Salaries & Wages | \$ 11,642 | \$ 150,722 | \$ 150,722 | \$ 107,746 | \$ - | 71.49% |
| Personnel Services- Employee Benefits | \$ 2,438 | \$ 50,781 | \$ 50,781 | \$ 30,973 | \$ - | 60.99% |
| Contractual Services | \$ 530,111 | \$ 1,618,313 | \$ 1,618,313 | \$ 1,617,982 | \$ - | 99.98% |
| Commodities | \$ 3,019 | \$ 9,298 | \$ 9,298 | \$ 7,501 | \$ - | 80.67% |
| Transfers Out | \$ - | \$ 28,521 | \$ 28,521 | \$ 6,721 | \$ - | 23.57% |

Kane County Expenditure Report - Detail
Through November 30, 2022 (100.0% YTD, 100.00% Payroll Expense through Pay Period Ending 11/26/2022)
DRAFT

| | Current Month Transactions | Total Amended Budget | Total Amended Budget excluding Net Income | YTD Actual Transactions | YTD Encumbrances | Total % Used |
|---|-------------------------------|-------------------------|--|----------------------------|---------------------|--------------|
| 402 HOME Program | \$ 427,290 | \$ 1,129,110 | \$ 1,129,110 | \$ 1,104,913 | \$ - | 97.86% |
| Personnel Services- Salaries & Wages | \$ 5,743 | \$ 77,679 | \$ 77,679 | \$ 77,701 | \$ - | 100.03% |
| Personnel Services- Employee Benefits | \$ 1,050 | \$ 18,064 | \$ 18,064 | \$ 17,990 | \$ - | 99.59% |
| Contractual Services | \$ 420,435 | \$ 1,030,080 | \$ 1,030,080 | \$ 1,005,900 | \$ - | 97.65% |
| Commodities | \$ 62 | \$ 897 | \$ 897 | \$ 932 | \$ - | 103.89% |
| Transfers Out | \$ - | \$ 2,390 | \$ 2,390 | \$ 2,390 | \$ - | 100.00% |
| 403 Unincorporated Stormwater Mgmt | \$ - | \$ 55,000 | \$ 55,000 | \$ 2,920 | \$ - | 5.31% |
| Contractual Services | \$ - | \$ 55,000 | \$ 55,000 | \$ 2,920 | \$ - | 5.31% |
| 404 Homeless Management Info Systems | \$ 10,905 | \$ 166,434 | \$ 166,434 | \$ 139,290 | \$ - | 83.69% |
| Personnel Services- Salaries & Wages | \$ 5,651 | \$ 62,056 | \$ 62,056 | \$ 62,098 | \$ - | 100.07% |
| Personnel Services- Employee Benefits | \$ 1,483 | \$ 18,750 | \$ 18,750 | \$ 17,829 | \$ - | 95.09% |
| Contractual Services | \$ 3,686 | \$ 82,029 | \$ 82,029 | \$ 55,916 | \$ - | 68.17% |
| Commodities | \$ 86 | \$ 911 | \$ 911 | \$ 759 | \$ - | 83.29% |
| Transfers Out | \$ - | \$ 2,688 | \$ 2,688 | \$ 2,688 | \$ - | 100.00% |
| 405 Cost Share Drainage | \$ 99 | \$ 186,000 | \$ 186,000 | \$ 103,401 | \$ - | 55.59% |
| Contractual Services | \$ 99 | \$ 166,160 | \$ 166,160 | \$ 84,717 | \$ - | 50.99% |
| Commodities | \$ - | \$ 840 | \$ 840 | \$ 100 | \$ - | 11.90% |
| Capital | \$ - | \$ 19,000 | \$ 19,000 | \$ 18,584 | \$ - | 97.81% |
| 406 OCR & Recovery Act Programs | \$ 32,426 | \$ 83,003 | \$ 83,003 | \$ 75,054 | \$ - | 90.42% |
| Personnel Services- Salaries & Wages | \$ (4,924) | \$ 3,878 | \$ 3,878 | \$ (2,371) | \$ - | (61.15%) |
| Personnel Services- Employee Benefits | \$ (779) | \$ 886 | \$ 886 | \$ (406) | \$ - | (45.78%) |
| Contractual Services | \$ 38,129 | \$ 78,202 | \$ 78,202 | \$ 77,831 | \$ - | 99.53% |
| Commodities | \$ - | \$ 37 | \$ 37 | \$ - | \$ - | 0.00% |
| 407 Quality of Kane Grants | \$ - | \$ 30,110 | \$ 30,110 | \$ 7,200 | \$ - | 23.91% |
| Contractual Services | \$ - | \$ 30,110 | \$ 30,110 | \$ 7,200 | \$ - | 23.91% |
| 408 Neighborhood Stabilization Progr | \$ - | \$ 208 | \$ - | \$ - | \$ - | N/A |
| Contingency and Other | \$ - | \$ 208 | \$ - | \$ - | \$ - | N/A |
| 409 Continuum of Care Planning Grant | \$ 7,205 | \$ 86,873 | \$ 86,873 | \$ 86,817 | \$ - | 99.94% |
| Personnel Services- Salaries & Wages | \$ 4,889 | \$ 37,464 | \$ 37,464 | \$ 37,494 | \$ - | 100.08% |
| Personnel Services- Employee Benefits | \$ 1,535 | \$ 11,893 | \$ 11,893 | \$ 11,853 | \$ - | 99.66% |
| Contractual Services | \$ 728 | \$ 35,062 | \$ 35,062 | \$ 35,748 | \$ - | 101.96% |
| Commodities | \$ 53 | \$ 1,110 | \$ 1,110 | \$ 379 | \$ - | 34.11% |
| Transfers Out | \$ - | \$ 1,344 | \$ 1,344 | \$ 1,344 | \$ - | 100.00% |

Kane County Expenditure Report - Detail
Through November 30, 2022 (100.0% YTD, 100.00% Payroll Expense through Pay Period Ending 11/26/2022)
DRAFT

| | Current Month Transactions | Total Amended Budget | Total Amended Budget excluding Net Income | YTD Actual Transactions | YTD Encumbrances | Total % Used |
|---|-------------------------------|-------------------------|--|----------------------------|---------------------|----------------|
| 410 Elgin CDBG | \$ 53,465 | \$ 765,960 | \$ 765,960 | \$ 475,720 | \$ - | 62.11% |
| Personnel Services- Salaries & Wages | \$ 5,170 | \$ 90,722 | \$ 90,722 | \$ 61,279 | \$ - | 67.55% |
| Personnel Services- Employee Benefits | \$ 1,417 | \$ 22,458 | \$ 22,458 | \$ 18,108 | \$ - | 80.63% |
| Contractual Services | \$ 46,810 | \$ 648,712 | \$ 648,712 | \$ 392,461 | \$ - | 60.50% |
| Commodities | \$ 69 | \$ 931 | \$ 931 | \$ 736 | \$ - | 79.06% |
| Transfers Out | \$ - | \$ 3,137 | \$ 3,137 | \$ 3,137 | \$ - | 100.00% |
| 411 Emergency Rental Assistance | \$ 323,874 | \$ 290,503 | \$ 290,503 | \$ 366,666 | \$ (0) | 126.22% |
| Personnel Services- Salaries & Wages | \$ - | \$ 21,604 | \$ 21,604 | \$ 18,293 | \$ - | 84.68% |
| Personnel Services- Employee Benefits | \$ - | \$ 4,257 | \$ 4,257 | \$ 3,443 | \$ - | 80.87% |
| Contractual Services | \$ 323,874 | \$ 264,427 | \$ 264,427 | \$ 344,735 | \$ (0) | 130.37% |
| Commodities | \$ - | \$ 215 | \$ 215 | \$ 196 | \$ - | 91.19% |
| 412 Emergency Rental Assistance #2 | \$ 4,682 | \$ 15,545,553 | \$ 15,545,553 | \$ 6,038,155 | \$ - | 38.84% |
| Personnel Services- Salaries & Wages | \$ 3,079 | \$ 44,108 | \$ 44,108 | \$ 5,555 | \$ - | 12.59% |
| Personnel Services- Employee Benefits | \$ 496 | \$ 12,985 | \$ 12,985 | \$ 934 | \$ - | 7.20% |
| Contractual Services | \$ 318 | \$ 15,487,942 | \$ 15,487,942 | \$ 6,030,851 | \$ - | 38.94% |
| Commodities | \$ 790 | \$ 518 | \$ 518 | \$ 814 | \$ - | 157.23% |
| 413 CDBG-CV | \$ 923,688 | \$ 1,900,916 | \$ 1,900,916 | \$ 925,624 | \$ - | 48.69% |
| Personnel Services- Salaries & Wages | \$ 139 | \$ 44,510 | \$ 44,510 | \$ 1,648 | \$ - | 3.70% |
| Personnel Services- Employee Benefits | \$ 96 | \$ 18,042 | \$ 18,042 | \$ 331 | \$ - | 1.83% |
| Contractual Services | \$ 923,452 | \$ 1,837,778 | \$ 1,837,778 | \$ 923,622 | \$ - | 50.26% |
| Commodities | \$ 2 | \$ 586 | \$ 586 | \$ 23 | \$ - | 3.92% |
| 414 Home - ARP | \$ 517 | \$ 3,900 | \$ 3,900 | \$ 3,746 | \$ - | 96.05% |
| Personnel Services- Salaries & Wages | \$ 428 | \$ 3,000 | \$ 3,000 | \$ 2,974 | \$ - | 99.12% |
| Personnel Services- Employee Benefits | \$ 63 | \$ 500 | \$ 500 | \$ 442 | \$ - | 88.43% |
| Contractual Services | \$ 22 | \$ 400 | \$ 400 | \$ 289 | \$ - | 72.23% |
| Commodities | \$ 5 | \$ - | \$ - | \$ 41 | \$ - | N/A |

Kane County Expenditure Report - Detail
Through November 30, 2022 (100.0% YTD, 100.00% Payroll Expense through Pay Period Ending 11/26/2022)
DRAFT

| | Current Month Transactions | Total Amended Budget | Total Amended Budget excluding Net Income | YTD Actual Transactions | YTD Encumbrances | Total % Used |
|---|-------------------------------|-------------------------|--|----------------------------|---------------------|---------------|
| 415 Homeless Prevention Program | \$ 26,483 | \$ 416,049 | \$ 416,049 | \$ 335,995 | \$ - | 80.76% |
| Personnel Services- Salaries & Wages | \$ 6,557 | \$ 139,819 | \$ 139,819 | \$ 110,591 | \$ - | 79.10% |
| Personnel Services- Employee Benefits | \$ 1,705 | \$ 49,842 | \$ 49,842 | \$ 34,641 | \$ - | 69.50% |
| Contractual Services | \$ 17,907 | \$ 215,531 | \$ 215,531 | \$ 178,754 | \$ - | 82.94% |
| Commodities | \$ 313 | \$ 1,895 | \$ 1,895 | \$ 3,047 | \$ - | 160.80% |
| Transfers Out | \$ - | \$ 8,962 | \$ 8,962 | \$ 8,962 | \$ - | 100.00% |
| 425 Blighted Structure Demolition | \$ - | \$ 120,000 | \$ 120,000 | \$ 19,140 | \$ - | 15.95% |
| Contractual Services | \$ - | \$ 120,000 | \$ 120,000 | \$ 19,140 | \$ - | 15.95% |
| 435 Growing for Kane | \$ - | \$ 10,000 | \$ 10,000 | \$ 720 | \$ - | 7.20% |
| Contractual Services | \$ - | \$ 8,500 | \$ 8,500 | \$ - | \$ - | 0.00% |
| Commodities | \$ - | \$ 1,500 | \$ 1,500 | \$ 720 | \$ - | 47.99% |
| 520 Mill Creek Special Service Area | \$ 162,572 | \$ 884,603 | \$ 763,189 | \$ 761,480 | \$ - | 99.78% |
| Personnel Services- Salaries & Wages | \$ 5,288 | \$ 69,751 | \$ 69,751 | \$ 68,650 | \$ - | 98.42% |
| Personnel Services- Employee Benefits | \$ 2,223 | \$ 28,315 | \$ 28,315 | \$ 27,854 | \$ - | 98.37% |
| Contractual Services | \$ 153,109 | \$ 639,472 | \$ 639,472 | \$ 648,894 | \$ - | 101.47% |
| Commodities | \$ 1,951 | \$ 19,900 | \$ 19,900 | \$ 10,331 | \$ - | 51.91% |
| Contingency and Other | \$ - | \$ 121,414 | \$ - | \$ - | \$ - | N/A |
| Transfers Out | \$ - | \$ 5,751 | \$ 5,751 | \$ 5,751 | \$ - | 100.00% |
| 521 Bowes Creek Special Service Area | \$ - | \$ 5 | \$ - | \$ - | \$ - | N/A |
| Contingency and Other | \$ - | \$ 5 | \$ - | \$ - | \$ - | N/A |
| 5302 Shirewood Farm SSA SW39 | \$ - | \$ 110 | \$ 110 | \$ - | \$ - | 0.00% |
| Contractual Services | \$ - | \$ 110 | \$ 110 | \$ - | \$ - | 0.00% |

Kane County Expenditure Report - Detail
Through November 30, 2022 (100.0% YTD, 100.00% Payroll Expense through Pay Period Ending 11/26/2022)
DRAFT

| | Current Month Transactions | Total Amended Budget | Total Amended Budget excluding Net Income | YTD Actual Transactions | YTD Encumbrances | Total % Used |
|--|-------------------------------|-------------------------|--|----------------------------|---------------------|--------------|
| 5304 Wildwood West SBA SW41 | \$ - | \$ 10,000 | \$ 10,000 | \$ 1,450 | \$ - | 14.50% |
| Contractual Services | \$ - | \$ 9,335 | \$ 9,335 | \$ 1,450 | \$ - | 15.53% |
| Transfers Out | \$ - | \$ 665 | \$ 665 | \$ - | \$ - | 0.00% |
| 5306 Cheval DeSelle Venetian SBA SW43 | \$ 5,282 | \$ 7,482 | \$ 7,482 | \$ 5,282 | \$ - | 70.60% |
| Contractual Services | \$ - | \$ 2,200 | \$ 2,200 | \$ - | \$ - | 0.00% |
| Transfers Out | \$ 5,282 | \$ 5,282 | \$ 5,282 | \$ 5,282 | \$ - | 100.00% |
| 5308 Plank Road Estates SBA SW45 | \$ 3,281 | \$ 4,856 | \$ 4,856 | \$ 3,281 | \$ - | 67.57% |
| Contractual Services | \$ - | \$ 1,575 | \$ 1,575 | \$ - | \$ - | 0.00% |
| Transfers Out | \$ 3,281 | \$ 3,281 | \$ 3,281 | \$ 3,281 | \$ - | 100.00% |
| 5310 Exposition View SBA SW47 | \$ 3,838 | \$ 4,338 | \$ 4,338 | \$ 3,838 | \$ - | 88.47% |
| Contractual Services | \$ - | \$ 500 | \$ 500 | \$ - | \$ - | 0.00% |
| Transfers Out | \$ 3,838 | \$ 3,838 | \$ 3,838 | \$ 3,838 | \$ - | 100.00% |
| 5311 Pasadena Drive SBA SW48 | \$ 2,532 | \$ 2,880 | \$ 2,880 | \$ 2,532 | \$ - | 87.92% |
| Contractual Services | \$ - | \$ 348 | \$ 348 | \$ - | \$ - | 0.00% |
| Transfers Out | \$ 2,532 | \$ 2,532 | \$ 2,532 | \$ 2,532 | \$ - | 100.00% |
| 5312 Tamara Dittman SBA SW 50 | \$ - | \$ 1,215 | \$ 1,215 | \$ - | \$ - | 0.00% |
| Transfers Out | \$ - | \$ 1,215 | \$ 1,215 | \$ - | \$ - | 0.00% |
| 5313 Church Molitor SSA SA 52 | \$ - | \$ 3,334 | \$ 3,334 | \$ - | \$ - | 0.00% |
| Transfers Out | \$ - | \$ 3,334 | \$ 3,334 | \$ - | \$ - | 0.00% |

Kane County Expenditure Report - Detail
Through November 30, 2022 (100.0% YTD, 100.00% Payroll Expense through Pay Period Ending 11/26/2022)
DRAFT

| | Current Month Transactions | Total Amended Budget | Total Amended Budget excluding Net Income | YTD Actual Transactions | YTD Encumbrances | Total % Used |
|---|-------------------------------|-------------------------|--|----------------------------|---------------------|--------------|
| 5314 45W185 Plank Road SSA SW 54 | \$ - | \$ 4,000 | \$ 4,000 | \$ - | \$ - | 0.00% |
| Transfers Out | \$ - | \$ 4,000 | \$ 4,000 | \$ - | \$ - | 0.00% |
| 760 Debt Service | \$ - | \$ 6,059,320 | \$ 5,938,926 | \$ 4,838,293 | \$ - | 81.47% |
| 601 Public Building Commission | \$ - | \$ 79,464 | \$ - | \$ - | \$ - | N/A |
| Contingency and Other | \$ - | \$ 79,464 | \$ - | \$ - | \$ - | N/A |
| 610 Capital Improvement Debt Service | \$ - | \$ 202,202 | \$ 202,202 | \$ 202,202 | \$ - | 100.00% |
| Debt Service | \$ - | \$ 202,202 | \$ 202,202 | \$ 202,202 | \$ - | 100.00% |
| 620 Motor Fuel Tax Debt Service | \$ - | \$ 303,875 | \$ 302,699 | \$ 302,699 | \$ - | 100.00% |
| Contingency and Other | \$ - | \$ 1,176 | \$ - | \$ - | \$ - | N/A |
| Transfers Out | \$ - | \$ 302,699 | \$ 302,699 | \$ 302,699 | \$ - | 100.00% |
| 621 Transit Sales Tax Debt Service | \$ - | \$ 175,415 | \$ 174,715 | \$ 174,715 | \$ - | 100.00% |
| Contingency and Other | \$ - | \$ 700 | \$ - | \$ - | \$ - | N/A |
| Transfers Out | \$ - | \$ 174,715 | \$ 174,715 | \$ 174,715 | \$ - | 100.00% |
| 622 Recovery Zone Bond Debt Service | \$ - | \$ 161,457 | \$ 122,403 | \$ 122,403 | \$ - | 100.00% |
| Contractual Services | \$ - | \$ 550 | \$ 550 | \$ 550 | \$ - | 100.00% |
| Contingency and Other | \$ - | \$ 39,054 | \$ - | \$ - | \$ - | N/A |
| Debt Service | \$ - | \$ 121,853 | \$ 121,853 | \$ 121,853 | \$ - | 100.00% |
| 623 JJC/AJC Refunding Debt Service | \$ - | \$ 2,954,142 | \$ 2,954,142 | \$ 2,817,506 | \$ - | 95.37% |
| Contractual Services | \$ - | \$ 550 | \$ 550 | \$ - | \$ - | 0.00% |
| Debt Service | \$ - | \$ 2,953,592 | \$ 2,953,592 | \$ 2,817,506 | \$ - | 95.39% |
| 624 Longmeadow Debt Service | \$ - | \$ 963,995 | \$ 963,995 | \$ - | \$ - | 0.00% |
| Debt Service | \$ - | \$ 963,995 | \$ 963,995 | \$ - | \$ - | 0.00% |
| 625 Longmeadow Debt Srv - Cap Int | \$ - | \$ 1,218,770 | \$ 1,218,770 | \$ 1,218,769 | \$ - | 100.00% |
| Debt Service | \$ - | \$ 1,218,770 | \$ 1,218,770 | \$ 1,218,769 | \$ - | 100.00% |
| 800 Other- Countywide Expenses | \$ 42,342,624 | \$ 196,891,652 | \$ 158,228,691 | \$ 104,298,228 | \$ (0) | 65.92% |
| 001 General Fund | \$ 23,114,152 | \$ 31,007,130 | \$ 31,007,130 | \$ 30,588,146 | \$ - | 98.65% |
| Contractual Services | \$ 186,439 | \$ 1,947,068 | \$ 1,947,068 | \$ 1,674,655 | \$ (0) | 86.01% |
| Commodities | \$ (69,766) | \$ 1,243,453 | \$ 1,243,453 | \$ 1,096,882 | \$ 0 | 88.21% |
| Transfers Out | \$ 22,997,478 | \$ 27,816,609 | \$ 27,816,609 | \$ 27,816,608 | \$ - | 100.00% |

Kane County Expenditure Report - Detail
Through November 30, 2022 (100.0% YTD, 100.00% Payroll Expense through Pay Period Ending 11/26/2022)
DRAFT

| | Current Month Transactions | Total Amended Budget | Total Amended Budget excluding Net Income | YTD Actual Transactions | YTD Encumbrances | Total % Used |
|---|-------------------------------|-------------------------|--|----------------------------|---------------------|--------------|
| 100 County Automation | \$ - | \$ 6,975 | \$ 6,975 | \$ - | \$ - | 0.00% |
| Contractual Services | \$ - | \$ 6,975 | \$ 6,975 | \$ - | \$ - | 0.00% |
| 110 Illinois Municipal Retirement | \$ 586,133 | \$ 9,551,965 | \$ 9,551,965 | \$ 6,963,855 | \$ - | 72.90% |
| Personnel Services- Employee Benefits | \$ (1,557,036) | \$ 7,408,796 | \$ 7,408,796 | \$ 4,820,686 | \$ - | 65.07% |
| Transfers Out | \$ 2,143,169 | \$ 2,143,169 | \$ 2,143,169 | \$ 2,143,169 | \$ - | 100.00% |
| 111 FICA/Social Security | \$ 521,039 | \$ 5,713,565 | \$ 5,713,565 | \$ 4,775,471 | \$ - | 83.58% |
| Personnel Services- Employee Benefits | \$ (255,181) | \$ 4,937,345 | \$ 4,937,345 | \$ 3,999,251 | \$ - | 81.00% |
| Transfers Out | \$ 776,220 | \$ 776,220 | \$ 776,220 | \$ 776,220 | \$ - | 100.00% |
| 112 Special Reserve | \$ - | \$ 592,982 | \$ 525,474 | \$ 525,474 | \$ - | 100.00% |
| Contingency and Other | \$ - | \$ 67,508 | \$ - | \$ - | \$ - | N/A |
| Transfers Out | \$ - | \$ 525,474 | \$ 525,474 | \$ 525,474 | \$ - | 100.00% |
| 113 Emergency Reserve | \$ - | \$ 20,960 | \$ - | \$ - | \$ - | N/A |
| Contingency and Other | \$ - | \$ 20,960 | \$ - | \$ - | \$ - | N/A |
| 114 Property Tax Freeze Protection | \$ - | \$ 7,310,157 | \$ 1,657,750 | \$ 1,657,750 | \$ - | 100.00% |
| Contingency and Other | \$ - | \$ 5,652,407 | \$ - | \$ - | \$ - | N/A |
| Transfers Out | \$ - | \$ 1,657,750 | \$ 1,657,750 | \$ 1,657,750 | \$ - | 100.00% |
| 125 Public Safety Sales Tax | \$ 308,429 | \$ 3,551,850 | \$ 3,551,850 | \$ 2,690,072 | \$ - | 75.74% |
| Contractual Services | \$ 48,590 | \$ 1,124,692 | \$ 1,124,692 | \$ 986,058 | \$ 0 | 87.67% |
| Capital | \$ 259,840 | \$ 1,821,652 | \$ 1,821,652 | \$ 1,098,508 | \$ (0) | 60.30% |
| Transfers Out | \$ - | \$ 605,506 | \$ 605,506 | \$ 605,506 | \$ - | 100.00% |
| 127 Judicial Technology Sales Tax | \$ 41,687 | \$ 1,235,391 | \$ 1,235,391 | \$ 1,028,525 | \$ - | 83.26% |
| Personnel Services- Salaries & Wages | \$ 12,476 | \$ 121,180 | \$ 121,180 | \$ 122,266 | \$ - | 100.90% |
| Personnel Services- Employee Benefits | \$ 6,905 | \$ 38,268 | \$ 38,268 | \$ 35,655 | \$ - | 93.17% |
| Contractual Services | \$ 22,307 | \$ 1,050,943 | \$ 1,050,943 | \$ 845,604 | \$ - | 80.46% |
| Transfers Out | \$ - | \$ 25,000 | \$ 25,000 | \$ 25,000 | \$ - | 100.00% |

Kane County Expenditure Report - Detail
Through November 30, 2022 (100.0% YTD, 100.00% Payroll Expense through Pay Period Ending 11/26/2022)
DRAFT

| | Current Month Transactions | Total Amended Budget | Total Amended Budget excluding Net Income | YTD Actual Transactions | YTD Encumbrances | Total % Used |
|---|----------------------------|----------------------|---|-------------------------|------------------|--------------|
| 353 Coronavirus Relief Fund | \$ - | \$ 1,600 | \$ 1,600 | \$ 1,564 | \$ (0) | 97.73% |
| Contractual Services | \$ - | \$ 1,600 | \$ 1,600 | \$ 1,564 | \$ (0) | 97.73% |
| 354 Mass Vaccination Fund | \$ (456) | \$ 25,000 | \$ 25,000 | \$ 24,365 | \$ - | 97.46% |
| Personnel Services- Salaries & Wages | \$ (423) | \$ 25,000 | \$ 25,000 | \$ 22,633 | \$ - | 90.53% |
| Personnel Services- Employee Benefits | \$ (32) | \$ - | \$ - | \$ 1,731 | \$ - | N/A |
| 355 American Rescue Plan | \$ 15,718,130 | \$ 46,617,827 | \$ 46,617,827 | \$ 24,183,587 | \$ (0) | 51.88% |
| Personnel Services- Salaries & Wages | \$ 10,162,992 | \$ 10,272,440 | \$ 10,272,440 | \$ 10,264,798 | \$ - | 99.93% |
| Personnel Services- Employee Benefits | \$ 4,498,215 | \$ 4,541,269 | \$ 4,541,269 | \$ 4,532,413 | \$ - | 99.80% |
| Contractual Services | \$ 1,055,501 | \$ 6,607,767 | \$ 6,607,767 | \$ 3,021,642 | \$ (0) | 45.73% |
| Commodities | \$ 1,422 | \$ 2,531 | \$ 2,531 | \$ 4,365 | \$ - | 172.45% |
| Capital | \$ - | \$ 69,100 | \$ 69,100 | \$ - | \$ - | 0.00% |
| Transfers Out | \$ - | \$ 25,124,720 | \$ 25,124,720 | \$ 6,360,370 | \$ - | 25.32% |
| 356 ARP Recoupment of Lost Revenue | \$ (2,907,342) | \$ 26,593,432 | \$ 13,425,739 | \$ 922,423 | \$ - | 6.87% |
| Contingency and Other | \$ - | \$ 13,167,693 | \$ - | \$ - | \$ - | N/A |
| Transfers Out | \$ (2,907,342) | \$ 13,425,739 | \$ 13,425,739 | \$ 922,423 | \$ - | 6.87% |
| 357 COVID Payroll Reimbursement | \$ 18,529 | \$ 22,630,668 | \$ 7,989,615 | \$ 7,989,615 | \$ - | 100.00% |
| Contingency and Other | \$ - | \$ 14,641,053 | \$ - | \$ - | \$ - | N/A |
| Transfers Out | \$ 18,529 | \$ 7,989,615 | \$ 7,989,615 | \$ 7,989,615 | \$ - | 100.00% |
| 358 FEMA PA Administration | \$ - | \$ 250,000 | \$ 250,000 | \$ - | \$ - | 0.00% |
| Contractual Services | \$ - | \$ 250,000 | \$ 250,000 | \$ - | \$ - | 0.00% |
| 500 Capital Projects | \$ 2,074,536 | \$ 18,410,950 | \$ 13,298,450 | \$ 4,674,061 | \$ (0) | 35.15% |
| Contractual Services | \$ 19,455 | \$ 810,231 | \$ 810,231 | \$ 488,987 | \$ - | 60.35% |
| Commodities | \$ 59,889 | \$ - | \$ - | \$ 157,530 | \$ - | N/A |
| Contingency and Other | \$ - | \$ 5,112,500 | \$ - | \$ - | \$ - | N/A |
| Capital | \$ 1,995,191 | \$ 12,413,219 | \$ 12,413,219 | \$ 3,952,545 | \$ (0) | 31.84% |
| Transfers Out | \$ - | \$ 75,000 | \$ 75,000 | \$ 75,000 | \$ - | 100.00% |
| 501 Judicial Facility Construction | \$ - | \$ 1,198,000 | \$ 1,198,000 | \$ 832,475 | \$ - | 69.49% |
| Capital | \$ - | \$ 1,198,000 | \$ 1,198,000 | \$ 832,475 | \$ - | 69.49% |
| 510 Capital Improvement Bond Const | \$ - | \$ 840 | \$ - | \$ - | \$ - | N/A |
| Contingency and Other | \$ - | \$ 840 | \$ - | \$ - | \$ - | N/A |
| 652 Health Insurance Fund | \$ 2,867,788 | \$ 22,172,360 | \$ 22,172,360 | \$ 17,440,846 | \$ - | 78.66% |
| Personnel Services- Employee Benefits | \$ 2,916 | \$ 11,770 | \$ 11,770 | \$ 11,702 | \$ - | 99.43% |
| Contractual Services | \$ 2,864,872 | \$ 22,160,590 | \$ 22,160,590 | \$ 17,429,144 | \$ - | 78.65% |
| 900 Contingency | \$ - | \$ 1,433,911 | \$ 1,420,487 | \$ - | \$ - | 0.00% |
| 001 General Fund | \$ - | \$ 1,420,487 | \$ 1,420,487 | \$ - | \$ - | 0.00% |
| Personnel Services- Salaries & Wages | \$ - | \$ 353,141 | \$ 353,141 | \$ - | \$ - | 0.00% |
| Personnel Services- Employee Benefits | \$ - | \$ 87,124 | \$ 87,124 | \$ - | \$ - | 0.00% |
| Contingency and Other | \$ - | \$ 980,222 | \$ 980,222 | \$ - | \$ - | 0.00% |
| 660 Working Cash | \$ - | \$ 13,424 | \$ - | \$ - | \$ - | N/A |
| Contingency and Other | \$ - | \$ 13,424 | \$ - | \$ - | \$ - | N/A |
| Grand Total | \$ 58,346,394 | \$ 485,208,969 | \$ 443,470,130 | \$ 274,780,580 | \$ (0) | 61.96% |



Finance Accounts Payable by GL Distribution

Payment Date Range 06/01/23 - 06/30/23

| Vendor | Invoice No. | Invoice Description | Status | Held Reason | Invoice Date | Due Date | G/L Date | Received Date | Payment Date | Invoice Amount | |
|---|-------------|--|------------------------|-------------|--------------|------------|------------|---------------|---|------------------------|--------------------|
| Fund 001 - General Fund | | | | | | | | | | | |
| Department 040 - Finance | | | | | | | | | | | |
| Sub-Department 040 - Finance | | | | | | | | | | | |
| Account 50130 - Certified Audit Contract | | | | | | | | | | | |
| 9795 - Baker Tilly Virchow Krause, LLP | BT2449794 | Services for FS Audit & add'l acct & accrual assist. yr end FY22 | Paid by EFT # 80456 | | 05/30/2023 | 06/06/2023 | 06/06/2023 | | 06/20/2023 | 7,000.00 | |
| | | | | | | | | | Account 50130 - Certified Audit Contract Totals | Invoice Transactions 1 | <u>\$7,000.00</u> |
| Account 50150 - Contractual/Consulting Services | | | | | | | | | | | |
| 9795 - Baker Tilly Virchow Krause, LLP | BT2449794 | Services for FS Audit & add'l acct & accrual assist. yr end FY22 | Paid by EFT # 80456 | | 05/30/2023 | 06/06/2023 | 06/06/2023 | | 06/20/2023 | 6,077.50 | |
| | | | | | | | | | Account 50150 - Contractual/Consulting Services Totals | Invoice Transactions 1 | <u>\$6,077.50</u> |
| Account 53100 - Conferences and Meetings | | | | | | | | | | | |
| 4697 - Patricia A Clark | 051923 | Reimbursement - Tyler NW Conference | Paid by EFT # 80226 | | 05/19/2023 | 05/24/2023 | 05/24/2023 | | 06/05/2023 | 1,957.47 | |
| 9658 - Tyler Technologies, Inc. (New World) | 7615 | Patsy Clark - Tyler Connect Full Conference Package | Paid by EFT # 80728 | | 03/14/2023 | 06/07/2023 | 06/07/2023 | | 06/20/2023 | 1,099.00 | |
| | | | | | | | | | Account 53100 - Conferences and Meetings Totals | Invoice Transactions 2 | <u>\$3,056.47</u> |
| Account 60000 - Office Supplies | | | | | | | | | | | |
| 5540 - The Tree House Inc | 119512 | Toner HP CE278A | Paid by Check # 381484 | | 05/04/2023 | 05/16/2023 | 05/16/2023 | | 06/05/2023 | 76.25 | |
| 3578 - Warehouse Direct, Inc. | 5456351-0 | Office Supplies - Manila Folders & Stapler | Paid by EFT # 80394 | | 03/17/2023 | 05/19/2023 | 05/19/2023 | | 06/05/2023 | 12.81 | |
| 12287 - Century Springs/Ove Water Services | 2091016 | Water delivery 05/05, 05/19, 05/31/23 & June Rental Fee | Paid by EFT # 80478 | | 05/31/2023 | 06/06/2023 | 06/06/2023 | | 06/20/2023 | 36.23 | |
| 5540 - The Tree House Inc | 119759 | HP CF258X Toner | Paid by Check # 381607 | | 05/19/2023 | 05/31/2023 | 05/31/2023 | | 06/20/2023 | 191.50 | |
| | | | | | | | | | Account 60000 - Office Supplies Totals | Invoice Transactions 4 | <u>\$316.79</u> |
| | | | | | | | | | Sub-Department 040 - Finance Totals | Invoice Transactions 8 | <u>\$16,450.76</u> |
| | | | | | | | | | Department 040 - Finance Totals | Invoice Transactions 8 | <u>\$16,450.76</u> |
| Department 140 - County Auditor | | | | | | | | | | | |
| Sub-Department 140 - County Auditor | | | | | | | | | | | |
| Account 52140 - Repairs and Maint- Copiers | | | | | | | | | | | |
| 13153 - Toshiba America Business Solutions Inc | 6031130 | Copier | Paid by EFT # 80382 | | 05/11/2023 | 05/22/2023 | 05/22/2023 | | 06/05/2023 | 8.29 | |
| | | | | | | | | | Account 52140 - Repairs and Maint- Copiers Totals | Invoice Transactions 1 | <u>\$8.29</u> |
| Account 53100 - Conferences and Meetings | | | | | | | | | | | |
| 2198 - International Assn of Government Officials (IGO) | 05242023 | iGO Conference | Paid by EFT # 80295 | | 05/24/2023 | 05/24/2023 | 05/24/2023 | | 06/05/2023 | 565.00 | |
| 13762 - Thomas Laird | 05122023 | IACO Conference | Paid by EFT # 80313 | | 05/12/2023 | 05/23/2023 | 05/23/2023 | | 06/05/2023 | 34.00 | |



Finance Accounts Payable by GL Distribution

Payment Date Range 06/01/23 - 06/30/23

| Vendor | Invoice No. | Invoice Description | Status | Held Reason | Invoice Date | Due Date | G/L Date | Received Date | Payment Date | Invoice Amount | |
|---|-------------|---------------------|---------------------------|-------------|--------------|------------|------------|--|--------------|-------------------------|--------------------|
| Fund 001 - General Fund | | | | | | | | | | | |
| Department 140 - County Auditor | | | | | | | | | | | |
| Sub-Department 140 - County Auditor | | | | | | | | | | | |
| Account 53100 - Conferences and Meetings | | | | | | | | | | | |
| 4587 - Penny Wegman | 05222023 | IACO Conference | Paid by Check # 381490 | | 05/22/2023 | 05/24/2023 | 05/24/2023 | | 06/05/2023 | 560.44 | |
| | | | | | | | | Account 53100 - Conferences and Meetings Totals | | Invoice Transactions 3 | <u>\$1,159.44</u> |
| Account 60000 - Office Supplies | | | | | | | | | | | |
| 12287 - Century Springs/Ove Water Services | 2091021 | Water/ Monthly Rent | Paid by EFT # 80478 | | 05/31/2023 | 06/02/2023 | 06/02/2023 | | 06/20/2023 | 13.57 | |
| | | | | | | | | Account 60000 - Office Supplies Totals | | Invoice Transactions 1 | <u>\$13.57</u> |
| | | | | | | | | Sub-Department 140 - County Auditor Totals | | Invoice Transactions 5 | <u>\$1,181.30</u> |
| | | | | | | | | Department 140 - County Auditor Totals | | Invoice Transactions 5 | <u>\$1,181.30</u> |
| | | | | | | | | Fund 001 - General Fund Totals | | Invoice Transactions 13 | <u>\$17,632.06</u> |
| | | | | | | | | Grand Totals | | Invoice Transactions 13 | <u>\$17,632.06</u> |

**Kane County Purchasing Card Information
Finance & Budget Committee
June 2023 Statement**

| FINANCE DEPARTMENT | | | |
|------------------------------|------------------------|-------------------------------|---------------------------|
| Transaction Date | Merchant Name | Additional Information | Transaction Amount |
| 6/8/2023 | CA EDD PAYROLL TAX | SACRAMENTO | \$114.33 |
| 6/8/2023 | OPC CA EDD PAYROLL TAX | NORCROSS | \$2.63 |
| 6/22/2023 | CA EDD PAYROLL TAX | SACRAMENTO | \$128.16 |
| 6/22/2023 | OPC CA EDD PAYROLL TAX | NORCROSS | \$2.95 |
| Total: | | | \$248.07 |
| PURCHASING DEPARTMENT | | | |
| Transaction Date | Merchant Name | Additional Information | Transaction Amount |
| 6/5/2023 | NATIONAL INSITUTE OF G | JDEARING@NIGP | \$165.00 |
| Total: | | | \$165.00 |
| Total all: | | | \$413.07 |

SALES TAX ANALYSIS 2020-2023
001.000.000.30100

| State Liability Month | State Collection Month | State Report (Voucher) Month | County Receipt Month | 2020 | | 2021 | | 2022 | | 2023 | |
|-----------------------|------------------------|------------------------------|----------------------|-------------------|--------------------|-------------------|--------------------|-------------------|--------------------|-------------------|--------------------|
| | | | | | % Change 2019-2020 | | % Change 2020-2021 | | % Change 2021-2022 | | % Change 2022-2023 |
| November * | December | January | February | 1,390,496 | 0.56% | 1,318,807 | -5.16% | 2,009,822 | 52.40% | 2,122,090 | 5.59% |
| December | January | February | March | 1,577,509 | 5.22% | 1,659,281 | 5.18% | 2,160,063 | 30.18% | 2,286,576 | 5.86% |
| January | February | March | April | 1,089,360 | 5.17% | 1,261,639 | 15.81% | 1,557,582 | 23.46% | 1,696,112 | 8.89% |
| February | March | April | May | 1,026,621 | -2.61% | 1,158,134 | 12.81% | 1,540,077 | 32.98% | 1,617,314 | 5.02% |
| March | April | May | June | 1,064,716 | -19.62% | 1,764,507 | 65.73% | 1,926,432 | 9.18% | 1,943,466 | 0.88% |
| April | May | June | July | 953,099 | -29.23% | 1,721,646 | 80.64% | 1,973,489 | 14.63% | 2,005,170 | 1.61% |
| May | June | July | August | 1,211,800 | -20.25% | 1,954,697 | 61.31% | 2,221,547 | 13.65% | - | -100.00% |
| June | July | August | September | 1,482,712 | -3.08% | 2,042,973 | 37.79% | 2,219,008 | 8.62% | - | -100.00% |
| July | August | September | October | 1,490,272 | -1.23% | 1,923,011 | 29.04% | 2,102,055 | 9.31% | - | -100.00% |
| August | September | October | November | 1,430,709 | -7.21% | 1,948,129 | 36.17% | 2,105,264 | 8.07% | - | -100.00% |
| September | October | November | December | 1,461,709 | 4.34% | 1,952,033 | 33.54% | 2,115,797 | 8.39% | - | -100.00% |
| October | November | December | January | 1,426,519 | -0.33% | 1,911,934 | 34.03% | 2,134,071 | 11.62% | - | -100.00% |
| TOTAL | | | | 15,605,522 | -5.85% | 20,616,791 | 32.11% | 24,065,209 | 16.73% | 11,670,728 | -51.50% |

| | | | | |
|------------------------|-------------------|------------------|---------------|-------|
| 2023 YTD | | 11,167,466 | 11,670,728 | 4.51% |
| | | 503,262 | | |
| 2023 Budget | 24,700,000.00 | | | |
| 2023 Budget YTD | 12,350,000 | (679,272) | -5.50% | |

Sales Tax payments are normally received the month following the state vouchers it.
The state vouchers collections it received the previous month.
The state collections are received the month after the underlying transaction (liability) occurred.

The state liability month is the basis of revenue recognition

*** Since November revenue was unavailable in previous FY it is added to current FY and current year November is excluded from current FY.**

| Kane County | | | | Beginning Bal | Beginning Bal | Beginning Bal | Beginning Bal | Beginning Bal |
|--|---|--|---------------|--|-----------------------------|-------------------------------------|----------------------------------|--|
| FY 23 Supplemental Budget Request - Source Fund Analysis | | | | as of 12/01/2022 | as of 12/01/2022 | as of 12/01/2022 | as of 12/01/2022 | as of 12/01/2022 |
| For July 26th, 2023 Finance/Budget Committee Meeting | | | | | Net Budgeted | Net Budgeted | Net Budgeted | Net Budgeted |
| | | | | | Expenditures | Expenditures | Expenditures | Expenditures |
| <u>Department</u> | <u>Description</u> | <u>Reason</u> | <u>Res. #</u> | <u>Contingency Allowance for Budget Expense</u> 001.900.900.85000 | <u>Capital Reserve Fund</u> | <u>Public Safety Sales Tax Fund</u> | <u>Enterprise Surcharge Fund</u> | <u>Property Tax Freeze Protection Fund</u> |
| | | | | | 500 | 125 | 650 | 114 |
| Beginning Balance | | | | \$ 1,000,000 | \$ 12,165,792 | \$ 1,419,673 | \$ 5,131,339 | \$ 5,122,508 |
| Requests Approved as of July 11, 2023 County Board Meeting | | | | | | | | |
| State's Attorney | Addition to the SAO Salary Line item from Contingency | Statutory Increase to State's Attorney's Salary not previously added during the budget process | 22-449 | \$ (2,660) | | | | |
| County Clerk | Increase in Voting System Contract | Increase not previously budgeted | 23-010 | \$ (26,749) | | | | |
| JJC | Metal Health Services Contract | New Contract - not previously budgeted | 23-057 | \$ (9,900) | | | | |
| Capital - IT | Rollover of FY22 budget not used | Projects carrying over into FY23 | 23-085 | | \$ (238,000) | | | |
| Capital - Building Management | Vehicle Purchase | Not previously budgeted | 23-087 | | \$ (115,796) | | | |
| Finance | Transition Audit | Not previously budgeted | 23-091 | \$ (7,500) | | | | |
| Finance | Additional Contract Accounting Services | Not previously budgeted | 23-088 | \$ (17,500) | | | | |
| Capital - Building Management | Fabyan Campus Demolition | Not Previously budgeted | 23-150 | | \$ (383,700) | | | |
| Environmental and Water Resources | Equity Adjustment for Director of Environmental and Water Resources | Not Previously budgeted | 23-188 | \$ (17,553) | | | | |
| HR | Executive Recruitment Services | Not Previously budgeted | 23-189 | \$ (28,450) | | | | |
| OEM | Consulting Services from Executive Service Corps | unbudgeted need due to vacancy on OEM | 23-192 | \$ (5,000) | | | | |
| Board | Co-Interim Executive Director | unbudgeted need due to vacancy in Finance | 23-193 | \$ (100,000) | | | | |
| State's Attorney | Unspent FY22 Grant | Grant expended and rolled over into FY23 | 23-239 | | | | | \$ (9,776) |
| Balance as of July 11, 2023 County Board Meeting | | | | \$ 784,688 | \$ 11,428,296 | \$ 1,419,673 | \$ 5,131,339 | \$ 5,112,732 |
| Currently Being Considered | | | | | | | | |
| Building Management | Grant Funding for Multi-Use Facility at the Judicial Center Campus | Not previously budgeted | 23-951 | | 750,000 | | | |
| Balance After All Anticipated Budget Adjustments for Fiscal Year 2023 | | | | \$ 784,688 | \$ 12,178,296 | \$ 1,419,673 | \$ 5,131,339 | \$ 5,112,732 |
| Total Budget Adjustments Funded by Contingency & Special Reserve during FY 2023 | | | | \$ 215,312 | | | | |

STATE OF ILLINOIS)

SS.

COUNTY OF KANE)

REPORT NO. TMP-23-1024

MONTHLY REPORT (ATTACHED)



Office of the Kane County Auditor

PENNY WEGMAN, M.B.A

Kane County Auditor

719 S. Batavia Ave. Geneva, IL 60134
Phone: 630-232-5915

July 26th, 2023

Finance and Budget Committee Report

Announcements from the Auditor's Office

- Kane County Auditor's Hotline – This is a reminder that we have an Audit Hotline used for reporting fraud, waste or abuse and all information can be submitted anonymously and will remain confidential.
 - (630) 23-AUDIT (630-232-8348) or auditor@co.kane.il.us

- Attached is the Procurement Card Report for the June 2023 statement. We are now including the business purposes that the Departments and Offices are providing on their support.
 - Missing receipt affidavits: 6
 - Resolved affidavits: 0

- The Accounts Payable Activity Report for June 2023 is included in the packet.

Accounts Payable Claims Paid Report

The Accounts Payable Claims Paid Report for June 2023 details the 1,812 payments (including any void and re-issued checks) which were processed resulting in net payments of \$11,725,781.08.

The detailed report is included in the agenda packet.

Monthly Payroll Audit

The Auditor's Office reviewed 2,021 payroll records in the month of June.



OFFICE OF THE KANE COUNTY AUDITOR

Penny Wegman, Kane County Auditor

**June 2023 Statement
Procurement Card Activity Report**

Tom Laird
Deputy Auditor

Bob Quillinan
Danielle Hoffman
Staff Auditors

Jill Lombardi
Alexyia Martinez
Accounts Payable Specialists

719 S. Batavia Ave, Geneva, IL 60134
(630) 232-5915

Purchase Card- June 2023 Statement

| Department | Merchant Name | Transaction Date | Transaction Amount | Business Purpose |
|---------------------|-------------------------|------------------|--------------------|------------------|
| Animal Control | FOX VALLEY ANIMAL WELF | 6/1/2023 | 75 | Shelter supplies |
| Animal Control | AMZN MKTP US 809F781J3 | 6/1/2023 | 34.17 | Dog spay |
| Animal Control | SAMSClub.COM | 5/31/2023 | 481.4 | Shelter supplies |
| Animal Control | FOX VALLEY ANIMAL WELF | 5/31/2023 | 35 | Neuter |
| Animal Control | WAL-MART #5352 | 5/24/2023 | 90.75 | Shelter supplies |
| Animal Control | FOX VALLEY ANIMAL WELF | 5/23/2023 | 75 | Dog spay |
| Animal Control | AMAZON.COM SJ8ML8CY3 | 5/21/2023 | 32.08 | Shelter supplies |
| Animal Control | MENARDS BATAVIA IL | 5/16/2023 | 27.6 | Shelter supplies |
| Animal Control | FOX VALLEY ANIMAL WELF | 5/16/2023 | 55 | Cat spay |
| Animal Control | THE WEBSTAUANT STORE | 5/15/2023 | 81.76 | Office supplies |
| Animal Control | AMZN MKTP US YU0C49R53 | 5/14/2023 | 35.93 | Shelter supplies |
| Animal Control | WAL-MART #5352 | 5/12/2023 | 33.58 | Shelter supplies |
| Animal Control | ANTECH DIAGNOSTICS | 5/11/2023 | 141.84 | None stated |
| Animal Control | AMZN MKTP US X19I25S13 | 5/11/2023 | 131.47 | Shelter supplies |
| Animal Control | AMZN MKTP US 5C6LU2553 | 5/9/2023 | 129.99 | Office supplies |
| Animal Control | DEPARTMENT OF AGR | 5/8/2023 | 102.25 | State License |
| Animal Control | ISVMA | 5/8/2023 | 305 | Membership |
| Animal Control | MENARDS BATAVIA IL | 5/5/2023 | 76.33 | Shelter supplies |
| Animal Control | AMAZON.COM JV9HL1IIL3 A | 5/4/2023 | 74.65 | Shelter supplies |
| Building Management | AMZN MKTP US MM1WV5403 | 5/28/2023 | 349.79 | None stated |
| Building Management | AMZN MKTP US Q73DX8I43 | 5/24/2023 | 38 | None stated |
| Building Management | AMZN MKTP US ZS4J859Z3 | 5/23/2023 | 251.2 | None stated |
| Building Management | AMAZON.COM SQ4K75AK3 | 5/23/2023 | 80.2 | None stated |
| Building Management | AMZN MKTP US WV6PM9ID3 | 5/24/2023 | 436.5 | None stated |
| Building Management | AMZN MKTP US 3X8AD1QR3 | 5/24/2023 | 28.8 | None stated |
| Building Management | AMZN MKTP US 5A4J94JC3 | 5/23/2023 | 269.03 | None stated |
| Building Management | AMZN MKTP US BY75J6WI3 | 5/24/2023 | 183.05 | None stated |
| Building Management | AMZN MKTP US SK2YA97D3 | 5/24/2023 | 68.53 | None stated |
| Building Management | KULLY SUPPLY | 5/22/2023 | 241.75 | None stated |
| Building Management | AMZN MKTP US 2J7D34SM3 | 5/19/2023 | 101.98 | None stated |
| Building Management | NATIONAL LIFT TRUCK | 5/18/2023 | 477.04 | None stated |
| Building Management | AMZN MKTP US WU8DN2UK3 | 5/18/2023 | 10.76 | None stated |
| Building Management | AMAZON.COM K60AO1MD3 A | 5/18/2023 | 85.63 | None stated |
| Building Management | B2B PRIME SV5X15XC3 | 5/17/2023 | 179 | None stated |
| Building Management | TRUTECH TOOLS, LTD | 5/15/2023 | 690.06 | None stated |
| Building Management | AMZN MKTP US 5I5PM7BE3 | 5/17/2023 | 832.6 | None stated |
| Building Management | AMZN MKTP US A07V10LM3 | 5/11/2023 | 53.84 | None stated |
| Building Management | AMZN MKTP US YZ7X69003 | 5/11/2023 | 26.81 | None stated |
| Building Management | AMZN MKTP US OE6484CA3 | 5/10/2023 | 275.4 | None stated |
| Building Management | AMZN MKTP US RC0269393 | 5/8/2023 | 35.49 | None stated |
| Building Management | AMZN MKTP US YU4TA8MM3 | 5/8/2023 | 30.99 | None stated |
| Building Management | AMAZON.COM 2F6NR41P3 | 5/7/2023 | 5.25 | None stated |
| Building Management | AMZN MKTP US S942P9W83 | 5/7/2023 | 8.65 | None stated |
| Building Management | AMZN MKTP US FM57F8JZ3 | 5/5/2023 | 235.62 | None stated |
| Building Management | UATTEND.COM | 6/3/2023 | 181 | None stated |
| Building Management | WCI ACCURATEDOCDEST | 6/1/2023 | 262 | None stated |
| Building Management | PAYPAL QUALITYPLUM | 5/31/2023 | 2,027.96 | None stated |
| Building Management | BLOOMINGDALE RESCUE & | 5/25/2023 | 315 | None stated |
| Building Management | PAYPAL QUALITYPLUM | 5/22/2023 | 2,842.73 | Supplies |

| | | | | |
|------------------------|------------------------|-----------|----------|---------------------------|
| Building Management | IL FIRE MARSHAL FEE | 5/22/2023 | 204.5 | None stated |
| Building Management | OFFICEMAX/DEPOT 6444 | 5/15/2023 | 89.45 | Supplies |
| Building Management | TYCOINTEGRATEDSECURITY | 5/12/2023 | 872.87 | None stated |
| Building Management | TYCOINTEGRATEDSECURITY | 5/12/2023 | 872.88 | None stated |
| Building Management | AMZN MKTP US Y934S2Z73 | 5/28/2023 | 64.94 | Folders and pencils |
| Building Management | AMZN MKTP US 7A79F5OX3 | 5/25/2023 | 95.8 | Flag clips and weights |
| Building Management | AMZN MKTP US EK05V4663 | 5/5/2023 | 25.4 | Card file for the camera |
| Circuit Clerk | | | -141.38 | Tyler connect/ Conference |
| Circuit Clerk | | | 531.51 | Tyler connect/ Conference |
| Circuit Clerk | | | 500 | Tyler connect/ Conference |
| Circuit Clerk | | | 112.86 | Conference |
| Circuit Clerk | ZIPRECRUITER, INC. | 5/13/2023 | 9.99 | Membership |
| Circuit Clerk | AMER ASSOC NOTARIES | 5/24/2023 | -3.04 | None stated |
| Circuit Clerk | AMER ASSOC NOTARIES | 5/20/2023 | 85.94 | None stated |
| Circuit Clerk | ILLINOIS GOVERNMENT FI | 5/19/2023 | 20 | None stated |
| Circuit Clerk | | | 112.86 | None stated |
| Circuit Clerk | PREZI, INC. | 6/2/2023 | 180 | None stated |
| Circuit Clerk | | | 890.13 | Conference |
| Circuit Clerk | | | 890.13 | Conference |
| Circuit Clerk | | | 890.13 | Conference |
| Circuit Clerk | | | 890.13 | Conference |
| Circuit Clerk | | | 60 | Parking |
| Circuit Clerk | | | 890.13 | None stated |
| Community Reinvestment | MICROSOFT MICROSOFT 36 | 6/1/2023 | 1.99 | None stated |
| Community Reinvestment | WAL-MART #5352 | 5/12/2023 | 100 | None stated |
| Community Reinvestment | AMAZON.COM D23X77C13 A | 5/14/2023 | 362.67 | Office supplies |
| Community Reinvestment | NACCED | 5/10/2023 | 1,177.00 | Conference |
| Community Reinvestment | AMZN MKTP US T19ZB0J23 | 5/10/2023 | 91.89 | Office supplies |
| Community Reinvestment | DELTA | 5/10/2023 | 617.8 | Air flight |
| Coroner | IL TOLLWAY-AUTOREPLENI | 6/2/2023 | 40 | Operating supplies |
| Coroner | FOX VALLEY VOLKSWAGEN | 5/26/2023 | 105.9 | Repair Maintenance |
| Coroner | SAMS CLUB #6388 | 5/24/2023 | 163.27 | Operating supplies |
| Coroner | PIRATE SHIP POSTAGE | 5/19/2023 | 14 | Office supplies |
| Coroner | NET TRANSCRIPTS | 5/18/2023 | 11.94 | Operating supplies |
| Coroner | AMZN MKTP US 4D6I34UQ3 | 5/17/2023 | 23.88 | Office supplies |
| Coroner | AMZN MKTP US CP2ZX8Q33 | 5/18/2023 | 23.68 | Office supplies |
| Coroner | ROADWAY TOWING | 5/16/2023 | 93.59 | Repair Maintenance |
| Coroner | FEDEX398077251921 | 5/10/2023 | 248.4 | Operating supplies |
| Coroner | YETI 1-833-225-9384 | 5/8/2023 | 200 | Operating supplies |
| Coroner | YETI 1-833-225-9384 | 5/8/2023 | 456 | Operating supplies |
| Coroner | COINFORCE | 5/4/2023 | 1,726.00 | Operating supplies |
| Coroner | TLO TRANSUNION | 6/1/2023 | 75 | Subscription |
| Coroner | CHICAGO TRIB SUBSCRIPT | 5/16/2023 | 19.96 | Subscription |
| Coroner | BVD BEENVERIFIED.COM | 5/15/2023 | 9.95 | Training |
| Coroner | | | 243.9 | Training |
| Coroner | | | 3.6 | Training |
| Coroner | | | 172.9 | Training |
| County Board | AMZ CUSTOMPICTUREFRA | 5/23/2023 | 55.82 | None stated |
| County Board | PARAGON FLOWERS | 5/15/2023 | 94.89 | None stated |
| County Board | AMAZON.COM 5953SOJN3 | 5/10/2023 | 40.16 | None stated |
| County Clerk | CROWNE PLAZA HOTELS | 5/12/2023 | 338.58 | Conference |

| | | | | |
|----------------|--------------------------|-----------|----------|---|
| County Clerk | CHICAGO TRIB SUBSCRIPT | 6/1/2023 | 34 | Subscriber |
| County Clerk | CROWNE PLAZA HOTELS | 5/11/2023 | 225.72 | None stated |
| County Clerk | CROWNE PLAZA HOTELS | 5/12/2023 | 338.58 | None stated |
| County Clerk | CROWNE PLAZA HOTELS | 5/11/2023 | 112.86 | None stated |
| County Clerk | CROWNE PLAZA HOTELS | 5/12/2023 | 338.58 | None stated |
| County Clerk | CROWNE PLAZA HOTELS | 5/12/2023 | 338.58 | None stated |
| County Clerk | CHICAGO TRIB SUBSCRIPT | 5/4/2023 | 34 | Subscriber |
| Court Services | ASSOCIATION FOR THE TR | 5/17/2023 | 35 | None stated |
| Court Services | ASSOCIATION FOR THE TR | 5/17/2023 | 225 | None stated |
| Court Services | NETFLIX.COM | 5/27/2023 | 19.99 | Subscription |
| Court Services | AMZN MKTP US UJ9P04NO3 | 5/17/2023 | 447 | Temperature sticks for the units |
| Court Services | MEIJER # 215 | 5/31/2023 | 200 | DRC Graduation |
| Court Services | UBER TRIP | 6/1/2023 | 13.75 | None stated |
| Court Services | WM SUPERCENTER #5352 | 5/30/2023 | 825.34 | Incentives |
| Court Services | | | 34.93 | None stated |
| Court Services | MEIJER # 182 | 5/25/2023 | 35.46 | TAC annual meeting |
| Court Services | AMAZON.COM P48HB56I3 A | 5/26/2023 | 129.99 | Office supplies |
| Court Services | AMAZON.COM ZP0D16XT3 | 5/21/2023 | 97.62 | Incentives |
| Court Services | MEIJER # 182 | 5/18/2023 | 67.58 | DRC Graduation |
| Court Services | PARTY CITY 5295 | 5/18/2023 | 56.8 | DRC Graduation |
| Court Services | BRIGHTSIDE | 5/17/2023 | 208 | None stated |
| Court Services | PURCHASED FROM APPA | 5/17/2023 | 50 | None stated |
| Court Services | IN CROWN TROPHY | 5/16/2023 | 65 | In crown Trophy |
| Court Services | AMZN MKTP US HH0L38663 | 5/15/2023 | 105.99 | Office supplies |
| Court Services | | | 1,390.16 | Tyler connects/conference |
| Court Services | | | 883.02 | Tyler connects/ conference |
| Court Services | | | 883.02 | Tyler connects/ conference |
| Court Services | | | 1,177.36 | Tyler Connects/Conference |
| Court Services | | | -25 | Refund |
| Court Services | | | 137.12 | Tyler connects/conference dinner |
| Court Services | | | 30.75 | Tyler connects/conference lunch |
| Court Services | | | 30 | Baggage claim/ Tyler connect conference |
| Court Services | | | 66 | Car rental |
| Court Services | | | 77.89 | Tyler connects/conference lunch |
| Court Services | | | 105.95 | Tyler connects/conference dinner |
| Court Services | | | -650 | Refund |
| Court Services | AGENT FEE 89008360870866 | 5/4/2023 | 25 | None stated |
| Court Services | | | 30 | Baggage claim/ Tyler connect conference |
| Court Services | | | 574.95 | NADCP Conference Training |
| Court Services | AMZN MKTP US | 5/5/2023 | -39.89 | Refund |
| Court Services | | | -3.26 | Refund |
| Court Services | WM SUPERCENTER #5352 | 5/4/2023 | 51.25 | DRC Graduation |
| Court Services | | | -3.26 | Refund |
| Court Services | | | -6.51 | Refund |
| Court Services | UBER TRIP | 5/4/2023 | 56.87 | None stated |
| Court Services | DOLLARTREE | 5/4/2023 | 21.25 | DRC Graduation |
| Court Services | | | -6.51 | Refund |
| Court Services | | | -3.26 | Refund |
| Court Services | | | 563 | Conference/training |
| Court Services | | | 563 | Conference/training |
| Court Services | AGENT FEE 89008360870870 | 5/4/2023 | 300 | Conference/training |

| | | | | |
|-----------------|------------------------|-----------|--------|---|
| Human Resources | 4IMPRINT, INC | 5/30/2023 | 300.16 | Office supplies |
| Human Resources | HOTEL INDIGO | 5/10/2023 | 812.55 | None stated |
| Human Resources | UBER TRIP | 5/10/2023 | 9.68 | None stated |
| Human Resources | UBER TRIP | 5/11/2023 | 9.28 | None stated |
| Human Resources | UBER TRIP | 5/11/2023 | 65.59 | None stated |
| Human Resources | UBER TRIP | 5/10/2023 | 3 | None stated |
| Human Resources | UBER TRIP | 5/9/2023 | 7.93 | None stated |
| Human Resources | UBER TRIP | 5/9/2023 | 3 | None stated |
| Human Resources | UBER TRIP | 5/9/2023 | 7.95 | None stated |
| Human Resources | UBER TRIP | 5/9/2023 | 3 | None stated |
| Human Resources | HOTEL INDIGO RESTAURAN | 5/7/2023 | 16.24 | None stated |
| Human Resources | HOTEL INDIGO RESTAURAN | 5/7/2023 | 19.24 | None stated |
| Human Resources | UBER TRIP | 5/7/2023 | 59.98 | None stated |
| Human Resources | UBER TRIP | 5/7/2023 | 25.38 | None stated |
| Human Resources | UBER TRIP | 5/7/2023 | 14.99 | None stated |
| Human Resources | UBER TRIP | 5/7/2023 | 3 | None stated |
| IT | ZOOM.US 888-799-9666 | 6/2/2023 | 40 | Cloud storage for recorded zoom session |
| IT | GOOGLE GSUITE ICIMAONL | 6/1/2023 | 24 | Google workspace subscription |
| IT | AMZN MKTP US 7136D2ZX3 | 5/31/2023 | 57.98 | Badge supplies for ICIMA |
| IT | GOOGLE YOUTUBEPREMIUM | 5/26/2023 | 11.99 | YouTube premium subscription |
| IT | AMZN MKTP US WB0OP2O83 | 5/25/2023 | 86.97 | Badge supplies for ICIMA |
| IT | FS TESTDOME.COM | 5/19/2023 | 100 | Used to test applicant or staff on specific IT skills for IT department |
| IT | AMZN MKTP US H48J01PP0 | 5/14/2023 | 281.93 | Badge supplies for ICIMA |
| IT | MARRIOTT | 5/8/2023 | 890.13 | Hotel for employee / Tyler connect |
| IT | MARRIOTT | 5/8/2023 | 889.29 | Hotel for employee / Tyler connect |
| IT | MARRIOTT | 5/8/2023 | 889.29 | Hotel for employee / Tyler connect |
| IT | UBER TRIP | 5/10/2023 | 33.39 | Ride from hotel to airport |
| IT | LOT X CAR RENTAL | 5/10/2023 | 66 | Airport Parking fee/ Tyler connect |
| IT | UBER TRIP | 5/10/2023 | 22.98 | Ride from hotel to conference/ Tyler connect |
| IT | UBER TRIP | 5/8/2023 | 25.94 | Ride from airport to hotel- Tyler connect conference |
| IT | COMCAST CHICAGO | 5/8/2023 | 95 | Internet service |
| IT | AMAZON.COM 4U8K43O53 | 6/4/2023 | 35.98 | Recharge- waiting for returned items |
| IT | AMAZON.COM SK5401V03 | 6/4/2023 | 35.98 | Recharge- waiting for returned items |
| IT | AMAZON.COM 3I1ZW34M3 | 6/4/2023 | 35.98 | Recharge- waiting for returned items |
| IT | AMAZON.COM 5Y52V1ZD3 A | 6/4/2023 | 35.98 | Recharge- waiting for returned items |
| IT | AMZN MKTP US 9P9D102T3 | 6/4/2023 | 335.5 | Channel line mixer |
| IT | TWILIO QXC6S8GVSRTNT87 | 5/25/2023 | 90.9 | Communications platform - court date |
| IT | CONTACT ONE CALL CENTE | 5/25/2023 | 79.25 | Call center - after hours support service |
| IT | AMZN MKTP US AF6MNS8E3 | 5/23/2023 | 8.95 | Computer related supplies |
| IT | AMZN MKTP US 671Q10373 | 5/21/2023 | 16.99 | Office supplies |
| IT | AMAZON.COM XU14S6FN3 | 5/19/2023 | 76.88 | Office supplies |
| IT | AMAZON.COM B237W17G3 | 5/21/2023 | 19.31 | Office supplies |
| IT | AMAZON.COM X33Y41MT3 | 5/18/2023 | 15.99 | Office supplies |
| IT | AMZN MKTP US KQ5SY5PA3 | 5/18/2023 | 73.98 | Computer related supplies |
| IT | AMZN MKTP US GB4OT0EF3 | 5/16/2023 | 32.88 | Computer related supplies |
| IT | AMZN MKTP US 9G9Q28QI3 | 5/10/2023 | 15.64 | Office supplies |
| IT | AMZN MKTP US XS8N39CK3 | 5/11/2023 | 23.24 | Office supplies |
| IT | HILTON | 5/10/2023 | 595.78 | Hotel charge - Tyler connect 2023 |
| IT | HILTON | 5/10/2023 | 595.78 | Hotel charge- Tyler connect 2023 |
| IT | AMZN MKTP US AX10R9923 | 5/9/2023 | 49.95 | Cellular supplies - phone case |
| IT | HILTON | 5/7/2023 | 297.89 | Hotel charge - Tyler connect 2023 |

| | | | | |
|-------------|------------------------|-----------|----------|---|
| IT | AMZN MKTP US 1G90T05J3 | 5/5/2023 | 9.89 | Computer related supplies |
| IT | HILTON | 5/7/2023 | 297.89 | Hotel charge- Tyler connect 2023 |
| IT | TWILIO SENDGRID | 5/4/2023 | 19.95 | Communication platform - court dates |
| IT | AMZN MKTP US 6V4HY7QQ3 | 5/4/2023 | 9.89 | Computer related supplies |
| IT | DNH GODADDY.COM | 6/3/2023 | 399.98 | Domain renewal |
| IT | DNH GODADDY.COM | 6/4/2023 | 133.02 | Domain renewal |
| IT | DNH GODADDY.COM | 5/25/2023 | 82.68 | Domain renewal |
| IT | COMCAST CHICAGO | 5/25/2023 | 159.9 | Internet |
| IT | ATT BILL PAYMENT | 5/24/2023 | 93.76 | Comcast business internet |
| IT | COMCAST CHICAGO | 5/23/2023 | 42.12 | TV standard business video |
| IT | COMCAST CHICAGO | 5/21/2023 | 159.9 | Comcast business internet |
| IT | COMCAST CHICAGO | 5/20/2023 | 159.9 | Comcast business internet |
| IT | ATT BILL PAYMENT | 5/17/2023 | 109.94 | Internet |
| IT | COMCAST CHICAGO | 5/15/2023 | 154.9 | Internet |
| IT | DNH GODADDY.COM | 5/13/2023 | 42.34 | Domain renewal |
| IT | COMCAST CHICAGO | 5/12/2023 | 534.27 | Tv limited basic service |
| IT | COMCAST CHICAGO | 5/11/2023 | 159.9 | Comcast business internet |
| IT | DNH GODADDY.COM | 5/24/2023 | 887.97 | Standard wildcard renewal |
| IT | MEDIACOM BRO | 5/13/2023 | 113.99 | Internet Service |
| IT | DNH GODADDY.COM | 5/11/2023 | 94.85 | Domain renewal |
| IT | FACEBK A7EZNPRXJ2 | 5/11/2023 | 3 | Facebook Boost to promote county posts for articles, newsletter, and county web |
| IT | 800.COM, LLC | 5/10/2023 | 282.02 | Monthly Renewal Payment for Toll free number- public vax info |
| IT | APPLE.COM/BILL | 5/5/2023 | 0.99 | iCloud + subscription Monthly |
| IT | MICROSOFT STORE | 5/24/2023 | -63.92 | Taxes refunded |
| IT | MICROSOFT STORE | 5/22/2023 | 862.92 | Subscription |
| Judiciary | FAIRFIELD INN | 6/2/2023 | 144.48 | Conference |
| Judiciary | FAIRFIELD INN | 6/3/2023 | 288.96 | Conference |
| Judiciary | USPS PO 1669480174 | 5/31/2023 | 58.25 | Mailing ballot retention of all associate judges & new associate judge |
| Judiciary | PARKWHIZ, INC. | 5/15/2023 | 16.96 | Conference |
| Judiciary | HILTON | 5/13/2023 | 442.55 | Conference |
| Judiciary | CHARLIE FOXS PIZZA 1 | 5/8/2023 | 107.06 | Meeting |
| Judiciary | AMZN MKTP US 8396B3LH3 | 5/30/2023 | 15.48 | Surge protector for courtroom |
| Judiciary | JEWEL OSCO 3219 | 5/18/2023 | 24.06 | Going away party for employee |
| Judiciary | KANECOUNTYCOUGARS-GROU | 5/6/2023 | 2,008.57 | Outing for northern circuits conference |
| Judiciary | AMAZON.COM HC3VJ8YC3 A | 5/5/2023 | 384.99 | Scanner for Administrative Assistant |
| KaneComm | APCO INTERNATIONAL INC | 6/2/2023 | 971.19 | New Employees |
| KaneComm | AMZN MKTP US N20253VV3 | 5/24/2023 | 57.26 | supplies |
| KaneComm | COMCAST CHICAGO | 5/18/2023 | 17.91 | Subscription |
| KaneComm | CODAN COMMUNICATIONS | 5/12/2023 | 262.5 | Repair of power supply for big rock tower |
| KaneComm | FS TYPINGMASTER | 5/6/2023 | 49 | Monthly Subscription |
| Law Library | PY CHICAGO ASSOCIATIO | 6/1/2023 | 35 | None stated |
| Law Library | LEXISNEXIS PAYMENT CTR | 5/23/2023 | 855 | None stated |
| Law Library | LEXISNEXIS PAYMENT CTR | 5/23/2023 | 1,320.00 | None stated |
| Law Library | AMZN MKTP US 4I8M72O23 | 5/20/2023 | 41.33 | None stated |
| Law Library | AMZN MKTP US S56UP0YJ3 | 5/12/2023 | 45.24 | None stated |
| Law Library | AMZN MKTP US FQ64D6LC3 | 5/13/2023 | 15.99 | None stated |
| Law Library | AMZN MKTP US ZF9SU3B43 | 5/13/2023 | 49.99 | None stated |
| Law Library | AMAZON.COM YE9OZ7AT3 | 5/14/2023 | 176.77 | None stated |
| Law Library | AMZN MKTP US IB9KX4FO3 | 5/11/2023 | 26.45 | None stated |
| Law Library | AMZN MKTP US IE5W07O33 | 5/11/2023 | 15.19 | None stated |
| Payroll | OPC CA EDD PAYROLL TAX | 5/25/2023 | 2.95 | None stated |

| | | | | |
|-----------------|------------------------|-----------|----------|-------------------------------|
| Payroll | CA EDD PAYROLL TAX | 5/25/2023 | 128.16 | None stated |
| Payroll | CA EDD PAYROLL TAX | 5/11/2023 | 114.33 | None stated |
| Payroll | OPC CA EDD PAYROLL TAX | 5/11/2023 | 2.63 | None stated |
| Public Defender | ILLINOIS STATE BAR ASS | 5/31/2023 | 415 | Membership & training |
| Public Defender | ZOOM.US 888-799-9666 | 5/28/2023 | 15.99 | Video Conferencing |
| Public Defender | NATIONAL ASSOCIATION O | 5/5/2023 | 2,840.00 | Employment training |
| Purchasing | ILLINOIS GOVERNMENT FI | 5/11/2023 | 133.32 | None stated |
| Sheriff | | | 10 | Parking fee/ training |
| Sheriff | | | 10 | Parking fee/training |
| Sheriff | MCDONALD'S F25254 | 5/20/2023 | 24.67 | Training per diem/ Travel day |
| Sheriff | INK TECHNOLOGIES LLC | 6/1/2023 | 94 | Correction Ink Cartridges |
| Sheriff | BESTBUYCOM806766462305 | 5/30/2023 | 399.99 | TV admin-conference |
| Sheriff | AMZN MKTP US BR0S86WG3 | 5/19/2023 | 12.99 | Notary stamp |
| Sheriff | COMCAST CHICAGO | 5/16/2023 | 455.08 | South substation internet |
| Sheriff | | | 31.54 | Rental fuel-training |
| Sheriff | | | 90 | Parking- Training |
| Sheriff | | | 438.86 | Rental-Training |
| Sheriff | | | 32 | Parking-Training |
| Sheriff | | | 20 | Parking-Training |
| Sheriff | | | 32 | Parking-Training |
| Sheriff | | | 32 | Parking - Training |
| Sheriff | SQ WM. HORN STRUCTURA | 5/4/2023 | 91.5 | Fleet services |
| Sheriff | ADOBE ACROPRO SUBS | 5/23/2023 | 21.24 | Subscription |
| Sheriff | ADOBE STOCK | 5/23/2023 | 29.99 | Subscription |
| Sheriff | MEIJER # 182 | 5/16/2023 | 231.84 | CPR supplies |
| Sheriff | | | -43.7 | Extradition |
| Sheriff | | | 311.27 | Extradition |
| Sheriff | | | 311.27 | Extradition |
| Sheriff | MCDONALD'S F14843 | 5/19/2023 | 9.93 | Prisoner meal |
| Sheriff | JEWEL OSCO 3347 | 6/1/2023 | 91.45 | K-9 Funeral snacks/drinks |
| Sheriff | HOBBY-LOBBY #0197 | 5/31/2023 | 59.99 | Costco renewal |
| Sheriff | COSTCO ANNUAL RENEWAL | 6/2/2023 | 60 | Correction retirement |
| Sheriff | HOBBY-LOBBY #0197 | 5/30/2023 | 117.92 | Correction retirement |
| Sheriff | SP THINBLUELINEUSA | 5/30/2023 | 859.32 | K-9 Bracelet |
| Sheriff | DUNKIN #352571 Q35 | 5/30/2023 | 16.99 | Correction retirement |
| Sheriff | WILD ORCHID CUSTOM FLO | 5/30/2023 | 300 | K-9 flowers |
| Sheriff | SP THINBLUELINEUSA | 5/30/2023 | -50.55 | Tax refund |
| Sheriff | STK SHUTTERSTOCK | 5/26/2023 | 29 | Artwork |
| Sheriff | DD DOORDASH JERSEYMIK | 5/25/2023 | 406.99 | Responders lunch |
| Sheriff | MEIJER # 182 | 5/24/2023 | 25.37 | CSA Graduation |
| Sheriff | PADS OF ELGIN, INC. | 5/25/2023 | 310.88 | Sponsor |
| Sheriff | TAYLOR ST. PIZZA-GENEV | 5/24/2023 | 91.98 | Forklifts class lunch |
| Sheriff | WWW.ALAMY.COM | 5/22/2023 | 21.99 | Banner |
| Sheriff | COMCAST CHICAGO | 5/23/2023 | 240.4 | Investigations |
| Sheriff | PY THE HAIRY ANT INC | 5/22/2023 | 30 | CSA shirt |
| Sheriff | AMZN MKTP US MS3G75RI3 | 5/19/2023 | 40.71 | Office supplies |
| Sheriff | AMZN MKTP US ML8QP26I3 | 5/21/2023 | 168.56 | Office supplies |
| Sheriff | AMZN MKTP US JT95V2U03 | 5/18/2023 | 20.36 | Office supplies |
| Sheriff | PY THE HAIRY ANT INC | 5/16/2023 | 222 | CSA grad shirts |
| Sheriff | DUNKIN #352571 Q35 | 5/15/2023 | 33.98 | Swearing in |
| Sheriff | PIRATE SHIP POSTAGE | 5/11/2023 | 6.99 | CSA- Certificate |

| | | | | |
|---------|------------------------|-----------|----------|---|
| Sheriff | AMZN MKTP US EM3UY7YC3 | 5/10/2023 | 270 | Toner |
| Sheriff | AMZN MKTP US SA4LD32I3 | 5/5/2023 | 151.14 | Storage supplies |
| Sheriff | CANVA I03777-18948584 | 5/6/2023 | 238.8 | Event & social worker |
| Sheriff | TAYLOR ST. PIZZA-GENEV | 5/3/2023 | 133.32 | Pads interview lunch meeting |
| Sheriff | RECONYX | 5/15/2023 | 10 | Subscription |
| Sheriff | AMZN MKTP US XL16C6393 | 5/21/2023 | 30.98 | iPad Charges /computer related |
| Sheriff | WAL-MART #1814 | 5/18/2023 | -22.97 | Refund |
| Sheriff | MEIJER # 182 | 5/16/2023 | 18.69 | Emergency mgmt. / Meeting |
| Sheriff | WAL-MART #1814 | 5/16/2023 | 22.97 | For iPad |
| Sheriff | AMZN MKTP US B70729CB3 | 5/13/2023 | 58.77 | Office supplies |
| Sheriff | AMZN MKTP US FG7TD5KJ3 | 5/8/2023 | 114.52 | Office supplies |
| Sheriff | MCDONALD'S F15655 | 5/31/2023 | 9.41 | Extradition/Prisoner meal |
| Sheriff | AMAZON.COM SJ9CH3LM3 A | 6/1/2023 | 56.29 | Fence guard |
| Sheriff | AMZN MKTP US S39AS65D3 | 5/31/2023 | 382.17 | LESO equip repair |
| Sheriff | THE HOME DEPOT #1957 | 5/26/2023 | 15.88 | LESO equip repair |
| Sheriff | HOMEDEPOT.COM | 5/24/2023 | 2,516.00 | Equipment |
| Sheriff | ACE HDWE | 5/18/2023 | 15.98 | Jobox lockable storage |
| Sheriff | ARGO ADVENTURE | 5/12/2023 | 29.45 | SW substation |
| Sheriff | HOTELSCOM7255345783869 | 5/10/2023 | 83.16 | Master padlock |
| Sheriff | DF SUPPLY INC | 5/4/2023 | 385.08 | Trailer supplies |
| Sheriff | CORNER BAKERY 0199 | 5/30/2023 | 21.99 | Promotion ceremony |
| Sheriff | | | 448.89 | Hotel for training |
| Sheriff | | | 448.89 | Hotel for training |
| Sheriff | CORNER BAKERY 0199 | 5/9/2023 | 60 | Nurses week gift for medical staff |
| Sheriff | PARTY CITY 5295 | 5/6/2023 | 26.98 | Retirement party supplies |
| Sheriff | IACP | 5/31/2023 | 190 | IACP membership |
| Sheriff | THE HOME DEPOT #1921 | 5/23/2023 | 399 | PO request |
| Sheriff | NU CPS REGISTRATION | 5/23/2023 | -796 | CDR analysis and applications refund |
| Sheriff | WPY GRACIE UNIVERSITY | 5/18/2023 | 1,200.00 | Tactics level 1 registration |
| Sheriff | | | 294.9 | Fire & explosion related death inv hotel |
| Sheriff | PAYPAL ILLINOISSCH | 5/17/2023 | -224 | ILSROA conference registration refund error |
| Sheriff | | | 450.8 | MGIA conference hotel |
| Sheriff | PAYPAL ILLINOISSCH | 5/12/2023 | 224 | ILSROA conference registration |
| Sheriff | PAYPAL ILLINOISSCH | 5/12/2023 | 224 | ILSROA conference registration |
| Sheriff | | | 1,102.99 | Basstrix acquisition Hotel |
| Sheriff | STAFFORDS INC | 6/2/2023 | 470 | None stated |
| Sheriff | R&P CARRIAGES | 5/31/2023 | 61.95 | Training |
| Sheriff | ILSOS PLANO VEHICLE | 5/31/2023 | 312.89 | None stated |
| Sheriff | ILSOS PLANO VEHICLE | 5/31/2023 | 312.89 | None stated |
| Sheriff | WENDY'S #10 | 5/24/2023 | 30.35 | Lunch for trip |
| Sheriff | ILSOS INT VEH RENEWAL | 5/9/2023 | 174.85 | Social worker |
| Sheriff | INTAKEHOSES.COM | 5/4/2023 | 48.46 | None stated |
| Sheriff | ILSOS PLANO VEHICLE | 5/5/2023 | 154.4 | None stated |
| Sheriff | OFFICEMAX/DEPOT 6444 | 5/15/2023 | 69.98 | Supplies |
| Sheriff | THE HOME DEPOT #6923 | 6/1/2023 | 205.54 | Garden supplies |
| Sheriff | SQ AURORA REGIONAL FI | 5/31/2023 | 160 | Garden supplies |
| Sheriff | THE HOME DEPOT #1921 | 5/30/2023 | 73.94 | Event |
| Sheriff | EIG CONSTANTCONTACT.CO | 5/25/2023 | 65 | Subscription |
| Sheriff | CORRECTIONAL COUNSELIN | 5/17/2023 | 949.5 | MRT training |
| Sheriff | KEY WEST CAR WASH | 5/16/2023 | 30 | Garden tower |
| Sheriff | VALLEY INDUSTRIAL ASSO | 5/16/2023 | 331.66 | Event |

| | | | | |
|------------------|------------------------|-----------|----------|--------------------------------|
| Sheriff | JUICE + TOWERGARDEN | 5/16/2023 | 1,345.00 | County Vehicle car wash |
| Sheriff | QCAACC | 5/15/2023 | 50 | Registration |
| Sheriff | FACEBK BV8UUP7JP2 | 5/14/2023 | 1.37 | Advertisement |
| Sheriff | CORRECTIONAL COUNSELIN | 5/11/2023 | 2,260.80 | MRT training |
| Sheriff | IN RISEKIT | 5/10/2023 | 3,000.00 | Job board |
| Sheriff | CASEYS #1320 | 5/9/2023 | 175.92 | None stated |
| Sheriff | SP K9 TACTICAL GEAR | 5/26/2023 | 109.09 | Gear supplies |
| Sheriff | | | 155.68 | K-9 pick up |
| Sheriff | PAYPAL LOGANHAUSKE | 5/5/2023 | 500 | K-9 |
| Sheriff | TARGET 00021774 | 6/2/2023 | 18.26 | South Substation supplies |
| Sheriff | THE HOME DEPOT #1957 | 6/2/2023 | 81.16 | South Substation supplies |
| Sheriff | THE HOME DEPOT #1957 | 6/2/2023 | -81.16 | Return |
| Sheriff | | | 879.12 | Office supplies |
| Sheriff | AMAZON.COM | 5/12/2023 | -134.99 | Office supplies |
| Sheriff | AMAZON.COM 5Y4HQ2783 | 5/5/2023 | 674.95 | Training/Conference |
| Sheriff | ELBURN CAR WASH | 6/1/2023 | 11 | County Vehicle car wash |
| Sheriff | AMZN MKTP US 878ZE65R3 | 6/1/2023 | 119.97 | Chicken food |
| Sheriff | AMZN MKTP US TT8331V30 | 5/28/2023 | 201.85 | Office supplies |
| Sheriff | AMZN MKTP US PS8JV0K63 | 5/25/2023 | 344.39 | Office supplies |
| Sheriff | AMZN MKTP US 8C5FS86G3 | 5/24/2023 | 984 | Label printer |
| Sheriff | BEST VERSION MEDIA | 5/22/2023 | 452.6 | A way out ad |
| Sheriff | BEST VERSION MEDIA | 5/22/2023 | 353.56 | A way out ad |
| Sheriff | LINCOLN MEMORIAL PARK | 5/19/2023 | 1,457.50 | Funeral expense |
| Sheriff | | | 145.05 | Lunch/meeting dinner |
| Sheriff | | | 233 | Training ride |
| Sheriff | | | 233 | Training ride |
| Sheriff | AMZN MKTP US SB6372XH3 | 5/4/2023 | 99.02 | Office supplies |
| Sheriff | AMZN MKTP US VN2HT68H3 | 6/4/2023 | 65.35 | Toner for printer |
| Sheriff | TLO TRANSUNION | 6/1/2023 | 365.2 | Monthly inv tool |
| Sheriff | EZCATERSUBWAY | 5/22/2023 | 303.09 | KCMCTF lunch- to be reimbursed |
| Sheriff | AMZN MKTP US H26PG50T3 | 5/20/2023 | 42 | Evidence supplies |
| Sheriff | AMZN MKTP US EP4UV1033 | 5/19/2023 | 81.61 | Crash recon supplies |
| Sheriff | PAYPAL CRASHDATAGR | 5/15/2023 | 200 | EDR Training |
| Sheriff | AMZN MKTP US 684Z516D3 | 5/10/2023 | 71.97 | Cyber crimes supplies |
| Sheriff | AMZN MKTP US Q58CS8VR3 | 5/9/2023 | 89.99 | Drone Batteries |
| State's Attorney | NATIONAL DISTRICTS ATT | 5/17/2023 | 95 | Dues |
| State's Attorney | IL TOLLWAY-WEB | 6/2/2023 | 49.9 | None stated |
| State's Attorney | WALMART.COM | 6/3/2023 | 23.88 | None stated |
| State's Attorney | LN COOKCLERKCOURTSONLI | 5/31/2023 | 6.13 | None stated |
| State's Attorney | AMZN MKTP US D83TC9833 | 5/30/2023 | 164.92 | None stated |
| State's Attorney | DICK'S CLOTHING&SPORTI | 5/22/2023 | 95.95 | None stated |
| State's Attorney | SQ NOTARY PUBLIC ASSO | 5/19/2023 | 42.29 | None stated |
| State's Attorney | AMZN MKTP US TB1J35D13 | 5/21/2023 | 402.87 | None stated |
| State's Attorney | JEWEL OSCO 3331 | 5/19/2023 | 29.4 | None stated |
| State's Attorney | SQ NOTARY PUBLIC ASSO | 5/19/2023 | -2.54 | Refund |
| State's Attorney | AMAZON.COM WV3YJ2G63 A | 5/21/2023 | 32.99 | None stated |
| State's Attorney | SQ NOTARY PUBLIC ASSO | 5/17/2023 | -1.27 | Refund |
| State's Attorney | SQ NOTARY PUBLIC ASSO | 5/17/2023 | 25.12 | None stated |
| State's Attorney | SQ NOTARY PUBLIC ASSO | 5/17/2023 | -1.27 | Refund |
| State's Attorney | SQ NOTARY PUBLIC ASSO | 5/17/2023 | 25.12 | None stated |
| State's Attorney | | | 331.2 | Training/Conference |

| | | | | |
|------------------|------------------------|-----------|----------|--------------------------|
| State's Attorney | | | 331.2 | Training/Conference |
| State's Attorney | | | 331.2 | Training/Conference |
| State's Attorney | IL TOLLWAY-WEB | 5/10/2023 | 18 | None stated |
| State's Attorney | IL TOLLWAY-WEB | 5/4/2023 | 29.8 | None stated |
| State's Attorney | | | 586.64 | None stated |
| State's Attorney | EEOC MISCELLANEOUS COL | 5/16/2023 | 115 | Training |
| State's Attorney | BANK OF SPRINGFIELD CT | 5/16/2023 | 7 | Training |
| State's Attorney | LULUS DINER | 5/16/2023 | 39.83 | Meeting |
| State's Attorney | | | 96.9 | Training |
| State's Attorney | ZOOM.US 888-799-9666 | 5/12/2023 | 149.9 | Computer/software |
| State's Attorney | CITY OF WAUKEGAN PARKI | 5/10/2023 | 1 | Parking lot |
| State's Attorney | | | 510.72 | Conference |
| State's Attorney | | | 510.72 | Conference |
| State's Attorney | | | 510.72 | Conference |
| State's Attorney | OFFICEMAX/DEPOT 6869 | 5/26/2023 | 180.74 | Supplies ARPA |
| State's Attorney | AMAZON.COM XK7L53KJ3 | 5/25/2023 | 783.99 | Supplies |
| State's Attorney | ULINE SHIP SUPPLIES | 5/25/2023 | 2,243.39 | Supplies ARPA |
| State's Attorney | AMAZON.COM A89Q26EC3 | 5/24/2023 | 649.79 | Supplies ARPA |
| State's Attorney | OFFICEMAX/OFFICEDEPT#2 | 5/19/2023 | 65.97 | DCFS ARPA outreach |
| State's Attorney | AMZN MKTP US UR2W01093 | 5/18/2023 | 32.09 | DCFS ARPA outreach |
| State's Attorney | PAYPAL ETSY INC | 5/15/2023 | 145.8 | DCFS ARPA outreach |
| State's Attorney | ZOOM.US 888-799-9666 | 5/15/2023 | 15.99 | None stated |
| State's Attorney | OTC BRANDS INC | 5/11/2023 | 42.97 | DCFS ARPA outreach |
| State's Attorney | OGDEN BLINDS | 5/11/2023 | 2,672.00 | DCFS ARPA outreach |
| State's Attorney | DICKSPORTINGGOODS.COM | 5/12/2023 | 159.36 | DCFS ARPA outreach |
| State's Attorney | AMZN MKTP US DC55V5MA3 | 5/5/2023 | 88.2 | DCFS ARPA outreach |
| State's Attorney | MEIJER # 182 | 5/8/2023 | 513.9 | Rotary grant |
| State's Attorney | MEIJER # 182 | 5/8/2023 | 470.85 | Rotary grant |
| State's Attorney | | | 12.82 | Travel cost |
| State's Attorney | | | 67.11 | Travel cost |
| State's Attorney | | | 17.62 | Travel cost |
| State's Attorney | | | 88.1 | Travel cost |
| Transportation | AMZN MKTP US | 6/2/2023 | -28.12 | Office supplies |
| Transportation | TRIMMER TRAP INC | 6/1/2023 | 127.44 | Equipment parts/supplies |
| Transportation | AMZN MKTP US 093XK1TJ3 | 6/1/2023 | 579.96 | Equipment parts/supplies |
| Transportation | AMZN MKTP US HW2M14LG3 | 5/31/2023 | 489.29 | Equipment parts/supplies |
| Transportation | AMZN MKTP US TM4DJ85C3 | 5/29/2023 | 36.11 | Vehicle Parts/ supplies |
| Transportation | GOTOCOM GOTOMEETING | 5/29/2023 | 49 | Subscription |
| Transportation | IL TOLLWAY-AUTOREPLENI | 5/26/2023 | 40 | Toll fee |
| Transportation | AMZN MKTP US JA7ZU90A3 | 5/27/2023 | 26.94 | First aid |
| Transportation | COMCAST CHICAGO | 5/29/2023 | 179.9 | Subscription |
| Transportation | AMZN MKTP US QL1ZC8H33 | 5/25/2023 | 463.47 | Vehicle Parts/supplies |
| Transportation | AMAZON.COM LM7P37533 A | 5/25/2023 | 85.4 | Office supplies |
| Transportation | AMZN MKTP US HN2TX9EH3 | 5/24/2023 | 482.99 | Bldg. Maintenance |
| Transportation | ACTION/NORTHSHOREDOOR | 5/24/2023 | 331.65 | Bldg. Maintenance |
| Transportation | AMZN MKTP US 741C78OM3 | 5/24/2023 | 125.97 | Equipment parts/supplies |
| Transportation | AMZN MKTP US TG9ES3XD3 | 5/23/2023 | 17.88 | Equipment parts/supplies |
| Transportation | AMZN MKTP US R67V32F63 | 5/24/2023 | 63.98 | Equipment parts/supplies |
| Transportation | APWA - CHAPTERS | 5/23/2023 | 75 | Employment/job search |
| Transportation | ZORO TOOLS INC | 5/22/2023 | 88.99 | Equipment parts/supplies |
| Transportation | AMZN MKTP US Q09194RV3 | 5/23/2023 | 135.65 | Office supplies |

| | | | | |
|-----------------------|------------------------|-----------|---------------|---|
| Transportation | AMZN MKTP US LE5GA30V3 | 5/21/2023 | 191.94 | Equipment parts/supplies |
| Transportation | EBAY O 13-10072-93651 | 5/18/2023 | 29.4 | Equipment parts/supplies |
| Transportation | ZORO TOOLS INC | 5/18/2023 | 32.36 | Equipment parts/supplies |
| Transportation | EBAY O 13-10072-93650 | 5/18/2023 | 45.8 | Equipment parts/supplies |
| Transportation | AMZN MKTP US VC8Z564K3 | 5/19/2023 | 121.95 | Equipment parts/supplies |
| Transportation | AMAZON.COM HI1VA0813 | 5/18/2023 | 181.47 | Tools/ body shop |
| Transportation | EBAY O 10-10069-70122 | 5/17/2023 | 36.52 | Equipment parts/supplies |
| Transportation | AMZN MKTP US UT6W89Y43 | 5/16/2023 | 49 | Equipment parts/supplies |
| Transportation | MEIJER # 182 | 5/15/2023 | 63.92 | Office supplies |
| Transportation | ZORO TOOLS INC | 5/15/2023 | 473.78 | Equipment parts/supplies |
| Transportation | R&B PRODUCTIONS INC. | 5/15/2023 | 50 | Conference/meeting |
| Transportation | EBAY O 25-10054-16591 | 5/15/2023 | 24.99 | Equipment parts/supplies |
| Transportation | AMAZON.COM H484H1AW1 A | 5/14/2023 | 11.78 | Bldg. Maintenance |
| Transportation | HOLIDAY INNS | 5/12/2023 | 488.32 | Conference/meeting |
| Transportation | AMZN MKTP US | 5/12/2023 | -29.99 | Refund |
| Transportation | HOLIDAY INNS | 5/12/2023 | 488.32 | Conference/meeting |
| Transportation | HOLIDAY INNS | 5/12/2023 | 488.32 | Conference/meeting |
| Transportation | AMZN MKTP US OT65N1M33 | 5/14/2023 | 14.98 | Office supplies |
| Transportation | ZORO TOOLS INC | 5/11/2023 | 12.16 | Equipment parts/supplies |
| Transportation | AMZN MKTP US ZR6BF2N83 | 5/10/2023 | 20.18 | Office supplies |
| Transportation | AMZN MKTP US AMZN.COM/ | 5/10/2023 | -286.99 | refund |
| Transportation | AMZN MKTP US 275Q26WD3 | 5/9/2023 | 49.47 | Parts of mount for slope meters |
| Transportation | LORCHEM TECHNOLOGIES | 5/10/2023 | 59.73 | Equipment parts/supplies |
| Transportation | COMCAST CHICAGO | 5/8/2023 | 29.54 | Cable tv |
| Transportation | AMZN MKTP US PX8023LU3 | 5/6/2023 | 286.99 | Copier maintenance |
| Transportation | DAILY HERALDONLINE | 5/6/2023 | 119 | Books & subscriptions |
| Transportation | AMZN MKTP US OQ4K31053 | 5/7/2023 | 9.96 | Sign maternal |
| Transportation | AMZN MKTP US FZ0QI2FI3 | 5/4/2023 | 47.15 | Office supplies |
| Veteran's Commission | CROWNE PLAZA HOTELS | 5/11/2023 | 112.86 | Conference |
| Veteran's Commission | CROWNE PLAZA HOTELS | 5/11/2023 | 112.86 | Conference |
| Veteran's Commission | JOSEFS ELEGANTE MEATS | 5/5/2023 | 423 | None stated |
| Veteran's Commission | WAL-MART #1814 | 5/5/2023 | 36.12 | None stated |
| Water Resources | CENTER FOR WATERSHED P | 5/26/2023 | 99 | Educational webinars |
| Water Resources | CENTER FOR WATERSHED P | 5/26/2023 | 99 | Educational webinars |
| Water Resources | CENTER FOR WATERSHED P | 5/26/2023 | 99 | Educational webinars |
| Water Resources | WOMEN LEADERS ORG | 5/10/2023 | -199 | Refund |
| Water Resources | WPY RVINYLCOM | 5/10/2023 | 201.87 | Refurbish table |
| Workforce Development | WCI ACCURATEDOCDEST | 6/1/2023 | 111.91 | Monthly shredding in Batavia |
| Workforce Development | AMZN MKTP US X802R7TY3 | 5/25/2023 | 382.87 | Flash drives for one stop center |
| Workforce Development | AMZN MKTP US MD0EK9FL3 | 5/21/2023 | 272.89 | Door stop, soap dispenser for Batavia, toner for Batavia & Yorkville |
| Workforce Development | AMZN MKTP US W722Y7J93 | 5/21/2023 | 25.78 | Wall mounted file holder, suction cup hooks for one stop center |
| Workforce Development | EIG CONSTANTCONTACT.CO | 5/18/2023 | 35 | Monthly Subscription for one stop center networking |
| Workforce Development | EMBASSY SUITES | 5/12/2023 | 109.76 | Hotel stay for WIOA summit conference |
| Workforce Development | COMCAST CHICAGO | 5/11/2023 | 548.54 | Monthly internet service |
| Workforce Development | COMCAST CHICAGO | 5/11/2023 | 169.9 | Monthly internet service |
| Workforce Development | COMCAST CHICAGO | 5/11/2023 | 179.95 | Monthly internet service |
| Workforce Development | COMCAST CHICAGO | 5/11/2023 | 325.41 | Monthly internet service |
| Workforce Development | AMAZON.COM 9Q76752W3 | 5/10/2023 | 135.17 | Printable business cards for Pgm staff & classification folders for youth providers |
| Total | | 557 | \$ 136,869.05 | |

The seal of Kane County, Illinois, is a large, faint watermark in the background. It features a central star with a diamond in the center, surrounded by a circular border containing the text "SEAL OF THE COUNTY OF KANE STATE OF ILLINOIS" and the date "JAN. 16, 1836".

OFFICE OF THE KANE COUNTY AUDITOR

Penny Wegman, Kane County Auditor

June 2023

Accounts Payable Activity Report

Tom Laird
Deputy Auditor

Bob Quillinan
Danielle Hoffman
Staff Auditors

Jill Lombardi
Alexyia Martinez
Accounts Payable Specialists

719 S. Batavia Ave, Geneva, IL 60134
(630) 232-5915

OFFICE OF THE KANE COUNTY AUDITOR

Penny Wegman, Kane County Auditor

Overview

Illinois Compiled Statutes Chapter 55 Act 5, Section 3 – 1005 (Duties of Auditor) indicate one of the Auditor's duties is an Audit of all claims against the county and recommend either the payment of or rejection of all claims presented.

Claims are submitted to the Auditor's Office by the various County Departments after the various Departments process and approve them for payment. Claims are reviewed and approved on a bi-weekly basis. The Kane County Auditor approves the bi-weekly schedule of expenditures for payment by the County Treasurer, subject to the County Treasurer's determination that the cash balance in each particular fund is sufficient for payment of the listed expenditures. Claims are reviewed for accuracy and completeness.

Claims may be for goods and services, reimbursements, or payments to entities that rely on funding from the County for their operations. Claims also include purchases made utilizing the County Purchase Card and Employee's Personal Expense Vouchers.

Each invoice presented by a vendor for payment must be clear and accurate, be free from mathematical and quantity errors and contain the following elements to facilitate efficient and effective payment processing: ***(This list is not all inclusive as contractual provisions or other requirements/circumstances may require additional information be provided)***

- Purchase follows Financial Policies and has Proper Approvals
- Name of vendor and "Remit To" address
- Vendor invoice number and date
- Description of goods/services delivered
- Quantity and unit price of item
- Extension on each line item
- Total amount due
- Payment due date
- Supporting documentation including detailed itemized receipts for all vendor or reimbursement requests

Invoices missing any required element are returned to the requesting departments for correction along with an email explaining the reason for the return.

OFFICE OF THE KANE COUNTY AUDITOR

Penny Wegman, Kane County Auditor

June 2023 Activity

June 2023 included two (2) check dates:

- June 5th
- June 20th

The Auditor’s Office approved the following number of invoices and total dollars for June 2023:

| Payment Cycle | Normal Invoices | P-Card Invoices | Total Invoices | Total Dollar |
|----------------------|------------------------|------------------------|-----------------------|------------------------|
| 6/5/2023 | 630 | 0 | 630 | \$3,567,231.53 |
| 6/20/2023 | 977 | 0 | 977 | \$5,824,304.91 |
| Special Runs | 42 | - | 42 | \$ 3,279,369.42 |
| June Total | 1,649 | 0 | 1,649 | \$12,670,905.86 |

Total amounts listed may include “Voided” invoices

During June 2023, the Auditor’s Office returned approximately 4.06% of the 1,649 claims submitted for payment, to the County Departments for correction.

Below is the summary of the Reasons for the Invoice Returns:

| Reason for Invoice Return | Number of Invoices Returned | | | June Total |
|----------------------------------|------------------------------------|------------------|---------------------|-------------------|
| | 6/5/2023 | 6/20/2023 | Special Runs | |
| Incorrect Invoice # | 6 | 8 | 1 | 15 |
| More support needed | 5 | 10 | 0 | 15 |
| Incorrect Remit Address | 4 | 10 | 0 | 14 |
| Incorrect Invoice Date | 3 | 8 | 0 | 11 |
| Incorrect Calculations | 1 | 0 | 0 | 1 |
| Invoice not attached | 1 | 1 | 0 | 2 |
| Total incorrect | 1 | 4 | 0 | 5 |
| Other | 0 | 4 | 0 | 4 |
| Payment Cycle Total | 21 | 45 | 1 | 67 |

OFFICE OF THE KANE COUNTY AUDITOR

Penny Wegman, Kane County Auditor

Fiscal Year 2023 To Date

The Auditor's Office approved the following number of invoices and total dollars in Fiscal Year (FY) 2023:

| Month | Check Pay Dates | Normal Invoices | P-Card Invoices | Total Invoices | Total Dollar |
|----------------------|------------------------|------------------------|------------------------|-----------------------|----------------------|
| December 2022 | 2 | 1,877 | 568 | 2,445 | \$ 15,757,340 |
| January 2023 | 3 | 2,414 | 981 | 3,395 | \$ 20,090,246 |
| February 2023 | 2 | 1,623 | 580 | 2,203 | \$ 7,780,051 |
| March 2023 | 2 | 1,668 | 417 | 2,085 | \$ 9,506,171 |
| April 2023 | 2 | 1,767 | 532 | 2,299 | \$ 7,630,352 |
| May 2023 | 2 | 1,791 | 575 | 2,366 | \$ 14,790,089 |
| June 2023 | 2 | 1,649 | 0 | 1,649 | \$ 12,670,906 |
| FY 2023 Total | 15 | 12,789 | 3,653 | 16,442 | \$ 88,225,154 |

During Fiscal Year 2023 (7 Month Total), the Auditor's Office returned approximately 5.39% of the 16,442 claims submitted for payment, to the County Departments for correction.



RESOLUTION/ORDINANCE EXECUTIVE SUMMARY

Resolution: No.

Approving June 2023 Claims Paid

Committee Flow: Finance and Budget Committee, Executive Committee, County Board

Contact: Penny Wegman, 630.232.5918

According to the Kane County Code Section 2-193 Expenditure of Funds for Settlement of Claims B. Monthly Reports On Claims: The county auditor shall file a monthly report of all claims paid in the prior month to the chairman and all other members of the county board. For each claim paid, the monthly report shall identify the claimant, the nature of the claim and the official or department, if any, against which the claim was made, the fund from which the payment was made, the amount of the payment and the date the check was issued.

Similarly according to the Kane County Financial Policies 8. Disbursement Policies b): A report shall be run monthly by the Auditor of all claims paid. Said report shall be available to all members of the County Board in the office of the County Board Chair. For each claim paid, the report shall identify the creditor, the department or official which purchased the product or service, the fund from which the payment was made, the amount of the payment and the date the check was issued.

The accompanying Report of Claims Paid is submitted to comply with those requirements, and to document that the County Board has approved the payment of those claims.

CLAIMS PAID REPORT JUNE 2023 FOR COUNTY BOARD INFORMATION

| VENDOR | NATURE OF CLAIM | OFFICIAL/DEPARTMENT | FUND | DATE PAID | AMOUNT PAID |
|---|--|--------------------------|--------------|-----------|-------------|
| Devnet, Inc | Contractual/Consulting Services | County Board | General Fund | 6/20/2023 | 1,050.00 |
| Impact Networking, LLC | Repairs and Maint- Copiers | County Board | General Fund | 6/20/2023 | 45.32 |
| Toshiba America Business Solutions Inc | General Printing | County Board | General Fund | 6/5/2023 | 11.65 |
| Metro West Council of Government (COG) | Conferences and Meetings - Board Members | County Board | General Fund | 6/20/2023 | 165.00 |
| AICPA-American Institute of CPA | General Association Dues | County Board | General Fund | 6/20/2023 | 315.00 |
| 4Imprint, Inc. | Office Supplies | County Board | General Fund | 6/5/2023 | 1,895.99 |
| Warehouse Direct, Inc. | Office Supplies | County Board | General Fund | 6/5/2023 | 6.00 |
| Awesomercampaigns.com, Inc. | Office Supplies | County Board | General Fund | 6/20/2023 | 565.00 |
| Century Springs/Ove Water Services | Operating Supplies | County Board | General Fund | 6/20/2023 | 23.45 |
| Century Springs/Ove Water Services | Operating Supplies | County Board | General Fund | 6/20/2023 | 32.03 |
| Century Springs/Ove Water Services | Operating Supplies | County Board | General Fund | 6/20/2023 | 74.72 |
| Baker Tilly Virchow Krause, LLP | Certified Audit Contract | Finance | General Fund | 6/20/2023 | 7,000.00 |
| Baker Tilly Virchow Krause, LLP | Contractual/Consulting Services | Finance | General Fund | 6/20/2023 | 6,077.50 |
| Patricia A Clark | Conferences and Meetings | Finance | General Fund | 6/5/2023 | 1,957.47 |
| Tyler Technologies, Inc. (New World) | Conferences and Meetings | Finance | General Fund | 6/20/2023 | 1,099.00 |
| The Tree House Inc | Office Supplies | Finance | General Fund | 6/5/2023 | 76.25 |
| Warehouse Direct, Inc. | Office Supplies | Finance | General Fund | 6/5/2023 | 12.81 |
| The Tree House Inc | Office Supplies | Finance | General Fund | 6/20/2023 | 191.50 |
| Century Springs/Ove Water Services | Office Supplies | Finance | General Fund | 6/20/2023 | 36.23 |
| Nationwide Power Solutions Inc | Contractual/Consulting Services | Information Technologies | General Fund | 6/5/2023 | 3,020.94 |
| Iron Mountain Information Management, LLC | Contractual/Consulting Services | Information Technologies | General Fund | 6/20/2023 | 1,076.98 |
| Telcom Innovations Group LLC | Repairs and Maint- Comm Equip | Information Technologies | General Fund | 6/20/2023 | 72.50 |
| Walker and Associates, Inc. | Repairs and Maint- Comm Equip | Information Technologies | General Fund | 6/20/2023 | 1,938.00 |
| Shaw Media | General Advertising | Information Technologies | General Fund | 6/20/2023 | 4,662.00 |
| Gary Erickson | Employee Training | Information Technologies | General Fund | 6/20/2023 | 120.00 |
| Charles A. Lasky | Employee Mileage Expense | Information Technologies | General Fund | 6/5/2023 | 66.14 |
| Gary Erickson | Employee Mileage Expense | Information Technologies | General Fund | 6/20/2023 | 5.24 |
| Grainger Inc | Office Supplies | Information Technologies | General Fund | 6/5/2023 | 1,376.61 |
| Century Springs/Ove Water Services | Office Supplies | Information Technologies | General Fund | 6/20/2023 | 86.60 |
| Christopher R. Hemesath | Computer Related Supplies | Information Technologies | General Fund | 6/5/2023 | 6.98 |
| Insight Public Sector Inc | Computer Related Supplies | Information Technologies | General Fund | 6/20/2023 | 245.00 |
| Gordon Flesch Company Inc | Printing Supplies | Information Technologies | General Fund | 6/5/2023 | 19.10 |
| Gordon Flesch Company Inc | Printing Supplies | Information Technologies | General Fund | 6/5/2023 | 164.48 |
| Impact Networking, LLC | Printing Supplies | Information Technologies | General Fund | 6/5/2023 | 1,226.00 |
| Aurora Fastprint Inc | Printing Supplies | Information Technologies | General Fund | 6/20/2023 | 141.94 |
| WEX BANK | Fuel- Vehicles | Information Technologies | General Fund | 6/20/2023 | 104.50 |
| Defin.Net Solutions Inc | Contractual/Consulting Services | Building Management | General Fund | 6/5/2023 | 4,080.00 |
| Waste Management of Illinois - West | Disposal and Water Softener Srvs | Building Management | General Fund | 6/5/2023 | 1,805.00 |
| Waste Management of Illinois - West | Disposal and Water Softener Srvs | Building Management | General Fund | 6/5/2023 | 65.00 |
| Waste Management of Illinois - West | Disposal and Water Softener Srvs | Building Management | General Fund | 6/5/2023 | 310.50 |
| Waste Management of Illinois - West | Disposal and Water Softener Srvs | Building Management | General Fund | 6/20/2023 | 1,853.00 |
| Waste Management of Illinois - West | Disposal and Water Softener Srvs | Building Management | General Fund | 6/20/2023 | 310.50 |
| Waste Management of Illinois - West | Disposal and Water Softener Srvs | Building Management | General Fund | 6/20/2023 | 552.28 |
| H-O-H Water Technology, Inc. | Disposal and Water Softener Srvs | Building Management | General Fund | 6/20/2023 | 761.00 |
| Peterson Cleaning, Inc. (PCI Services, Inc.) | Janitorial Services | Building Management | General Fund | 6/20/2023 | 11,538.50 |
| Peterson Cleaning, Inc. (PCI Services, Inc.) | Janitorial Services | Building Management | General Fund | 6/20/2023 | 4,274.91 |
| Peterson Cleaning, Inc. (PCI Services, Inc.) | Janitorial Services | Building Management | General Fund | 6/20/2023 | 2,482.75 |
| Peterson Cleaning, Inc. (PCI Services, Inc.) | Janitorial Services | Building Management | General Fund | 6/20/2023 | 7,314.91 |
| Mary & Chuck General Contracting-Construction MAC | Repairs and Maintenance- Roads | Building Management | General Fund | 6/20/2023 | 50.00 |
| Mary & Chuck General Contracting-Construction MAC | Repairs and Maintenance- Roads | Building Management | General Fund | 6/20/2023 | 430.00 |
| Valley Lock Company Inc | Repairs and Maint- Buildings | Building Management | General Fund | 6/5/2023 | 44.83 |
| Toshiba America Business Solutions Inc | Repairs and Maint- Buildings | Building Management | General Fund | 6/5/2023 | 80.36 |
| 1 Source Mechanical, Inc. | Repairs and Maint- Buildings | Building Management | General Fund | 6/5/2023 | 586.58 |
| Hartwig Plumb & Heat Inc dba Hartwig Mechanical | Repairs and Maint- Buildings | Building Management | General Fund | 6/5/2023 | 540.00 |
| ILLCO INC | Repairs and Maint- Buildings | Building Management | General Fund | 6/5/2023 | 100.34 |
| ILLCO INC | Repairs and Maint- Buildings | Building Management | General Fund | 6/5/2023 | 189.20 |
| Paddock Publications (Daily Herald) | Repairs and Maint- Buildings | Building Management | General Fund | 6/5/2023 | 46.00 |
| Paddock Publications (Daily Herald) | Repairs and Maint- Buildings | Building Management | General Fund | 6/5/2023 | 36.80 |
| Paddock Publications (Daily Herald) | Repairs and Maint- Buildings | Building Management | General Fund | 6/5/2023 | 35.65 |
| Urban Elevator Service LLC | Repairs and Maint- Buildings | Building Management | General Fund | 6/5/2023 | 119.60 |

| | | | | | |
|--|------------------------------|---------------------|--------------|-----------|-----------|
| Urban Elevator Service LLC | Repairs and Maint- Buildings | Building Management | General Fund | 6/5/2023 | 239.20 |
| Urban Elevator Service LLC | Repairs and Maint- Buildings | Building Management | General Fund | 6/5/2023 | 139.88 |
| Urban Elevator Service LLC | Repairs and Maint- Buildings | Building Management | General Fund | 6/5/2023 | 119.60 |
| Urban Elevator Service LLC | Repairs and Maint- Buildings | Building Management | General Fund | 6/5/2023 | 717.60 |
| Urban Elevator Service LLC | Repairs and Maint- Buildings | Building Management | General Fund | 6/5/2023 | 1,196.00 |
| Urban Elevator Service LLC | Repairs and Maint- Buildings | Building Management | General Fund | 6/5/2023 | 352.56 |
| Urban Elevator Service LLC | Repairs and Maint- Buildings | Building Management | General Fund | 6/5/2023 | 124.38 |
| Urban Elevator Service LLC | Repairs and Maint- Buildings | Building Management | General Fund | 6/5/2023 | 119.60 |
| Urban Elevator Service LLC | Repairs and Maint- Buildings | Building Management | General Fund | 6/20/2023 | 352.56 |
| Urban Elevator Service LLC | Repairs and Maint- Buildings | Building Management | General Fund | 6/20/2023 | 119.60 |
| Urban Elevator Service LLC | Repairs and Maint- Buildings | Building Management | General Fund | 6/20/2023 | 119.60 |
| Urban Elevator Service LLC | Repairs and Maint- Buildings | Building Management | General Fund | 6/20/2023 | 717.60 |
| Urban Elevator Service LLC | Repairs and Maint- Buildings | Building Management | General Fund | 6/20/2023 | 239.20 |
| Urban Elevator Service LLC | Repairs and Maint- Buildings | Building Management | General Fund | 6/20/2023 | 119.60 |
| Urban Elevator Service LLC | Repairs and Maint- Buildings | Building Management | General Fund | 6/20/2023 | 124.38 |
| Urban Elevator Service LLC | Repairs and Maint- Buildings | Building Management | General Fund | 6/20/2023 | 139.88 |
| Urban Elevator Service LLC | Repairs and Maint- Buildings | Building Management | General Fund | 6/20/2023 | 1,196.00 |
| Paddock Publications (Daily Herald) | Repairs and Maint- Buildings | Building Management | General Fund | 6/20/2023 | 49.45 |
| Paddock Publications (Daily Herald) | Repairs and Maint- Buildings | Building Management | General Fund | 6/20/2023 | 49.45 |
| Paddock Publications (Daily Herald) | Repairs and Maint- Buildings | Building Management | General Fund | 6/20/2023 | 26.45 |
| Peterson Cleaning, Inc. (PCI Services, Inc.) | Repairs and Maint- Buildings | Building Management | General Fund | 6/20/2023 | 13,979.31 |
| Phigenics, LLC | Repairs and Maint- Buildings | Building Management | General Fund | 6/20/2023 | 2,800.00 |
| Phigenics, LLC | Repairs and Maint- Buildings | Building Management | General Fund | 6/20/2023 | 245.00 |
| Priority Products, Inc. | Repairs and Maint- Buildings | Building Management | General Fund | 6/20/2023 | 37.94 |
| R.J. O'Neil, Inc. | Repairs and Maint- Buildings | Building Management | General Fund | 6/20/2023 | 510.00 |
| Sherwin Williams | Repairs and Maint- Buildings | Building Management | General Fund | 6/20/2023 | 45.15 |
| Sherwin Williams | Repairs and Maint- Buildings | Building Management | General Fund | 6/20/2023 | 142.25 |
| Sherwin Williams | Repairs and Maint- Buildings | Building Management | General Fund | 6/20/2023 | 214.87 |
| Sherwin Williams | Repairs and Maint- Buildings | Building Management | General Fund | 6/20/2023 | 67.88 |
| Sherwin Williams | Repairs and Maint- Buildings | Building Management | General Fund | 6/20/2023 | 108.59 |
| Steiner Electric Co Inc | Repairs and Maint- Buildings | Building Management | General Fund | 6/20/2023 | 2,318.95 |
| Steiner Electric Co Inc | Repairs and Maint- Buildings | Building Management | General Fund | 6/20/2023 | 2,340.90 |
| ILLCO INC | Repairs and Maint- Buildings | Building Management | General Fund | 6/20/2023 | 89.30 |
| ILLCO INC | Repairs and Maint- Buildings | Building Management | General Fund | 6/20/2023 | 203.40 |
| ILLCO INC | Repairs and Maint- Buildings | Building Management | General Fund | 6/20/2023 | 65.21 |
| McMaster-Carr Supply Co | Repairs and Maint- Buildings | Building Management | General Fund | 6/20/2023 | 93.39 |
| Menards, Inc. | Repairs and Maint- Buildings | Building Management | General Fund | 6/20/2023 | 35.63 |
| Menards, Inc. | Repairs and Maint- Buildings | Building Management | General Fund | 6/20/2023 | (35.63) |
| Menards, Inc. | Repairs and Maint- Buildings | Building Management | General Fund | 6/20/2023 | 9.99 |
| Menards, Inc. | Repairs and Maint- Buildings | Building Management | General Fund | 6/20/2023 | 344.89 |
| Menards, Inc. | Repairs and Maint- Buildings | Building Management | General Fund | 6/20/2023 | 18.65 |
| Menards, Inc. | Repairs and Maint- Buildings | Building Management | General Fund | 6/20/2023 | (71.26) |
| Menards, Inc. | Repairs and Maint- Buildings | Building Management | General Fund | 6/20/2023 | 48.35 |
| Menards, Inc. | Repairs and Maint- Buildings | Building Management | General Fund | 6/20/2023 | 229.76 |
| Menards, Inc. | Repairs and Maint- Buildings | Building Management | General Fund | 6/20/2023 | 149.99 |
| Menards, Inc. | Repairs and Maint- Buildings | Building Management | General Fund | 6/20/2023 | 103.31 |
| Menards, Inc. | Repairs and Maint- Buildings | Building Management | General Fund | 6/20/2023 | 228.74 |
| Menards, Inc. | Repairs and Maint- Buildings | Building Management | General Fund | 6/20/2023 | 102.41 |
| Menards, Inc. | Repairs and Maint- Buildings | Building Management | General Fund | 6/20/2023 | 66.28 |
| Menards, Inc. | Repairs and Maint- Buildings | Building Management | General Fund | 6/20/2023 | 184.60 |
| Menards, Inc. | Repairs and Maint- Buildings | Building Management | General Fund | 6/20/2023 | 5.61 |
| Menards, Inc. | Repairs and Maint- Buildings | Building Management | General Fund | 6/20/2023 | 119.60 |
| Menards, Inc. | Repairs and Maint- Buildings | Building Management | General Fund | 6/20/2023 | 122.83 |
| Menards, Inc. | Repairs and Maint- Buildings | Building Management | General Fund | 6/20/2023 | 127.80 |
| Menards, Inc. | Repairs and Maint- Buildings | Building Management | General Fund | 6/20/2023 | 22.86 |
| Menards, Inc. | Repairs and Maint- Buildings | Building Management | General Fund | 6/20/2023 | 12.98 |
| Menards, Inc. | Repairs and Maint- Buildings | Building Management | General Fund | 6/20/2023 | 185.70 |
| Menards, Inc. | Repairs and Maint- Buildings | Building Management | General Fund | 6/20/2023 | 74.86 |
| Menards, Inc. | Repairs and Maint- Buildings | Building Management | General Fund | 6/20/2023 | 276.26 |
| Menards, Inc. | Repairs and Maint- Buildings | Building Management | General Fund | 6/20/2023 | 17.87 |
| Menards, Inc. | Repairs and Maint- Buildings | Building Management | General Fund | 6/20/2023 | 16.49 |
| Menards, Inc. | Repairs and Maint- Buildings | Building Management | General Fund | 6/20/2023 | 44.95 |

| | | | | | |
|---|------------------------------|---------------------|--------------|-----------|----------|
| Menards, Inc. | Repairs and Maint- Buildings | Building Management | General Fund | 6/20/2023 | 9.98 |
| Menards, Inc. | Repairs and Maint- Buildings | Building Management | General Fund | 6/20/2023 | 24.27 |
| Menards, Inc. | Repairs and Maint- Buildings | Building Management | General Fund | 6/20/2023 | 103.43 |
| Menards, Inc. | Repairs and Maint- Buildings | Building Management | General Fund | 6/20/2023 | 9.99 |
| Menards, Inc. | Repairs and Maint- Buildings | Building Management | General Fund | 6/20/2023 | 242.91 |
| Menards, Inc. | Repairs and Maint- Buildings | Building Management | General Fund | 6/20/2023 | 26.96 |
| Menards, Inc. | Repairs and Maint- Buildings | Building Management | General Fund | 6/20/2023 | 14.45 |
| Menards, Inc. | Repairs and Maint- Buildings | Building Management | General Fund | 6/20/2023 | 9.83 |
| Menards, Inc. | Repairs and Maint- Buildings | Building Management | General Fund | 6/20/2023 | 75.45 |
| Menards, Inc. | Repairs and Maint- Buildings | Building Management | General Fund | 6/20/2023 | 4.98 |
| Menards, Inc. | Repairs and Maint- Buildings | Building Management | General Fund | 6/20/2023 | 29.20 |
| Menards, Inc. | Repairs and Maint- Buildings | Building Management | General Fund | 6/20/2023 | 46.35 |
| NAPA Auto Parts - St. Charles | Repairs and Maint- Buildings | Building Management | General Fund | 6/20/2023 | 3.49 |
| Hartwig Plumb & Heat Inc dba Hartwig Mechanical | Repairs and Maint- Buildings | Building Management | General Fund | 6/20/2023 | 1,375.00 |
| Havlicek Geneva Ace Hardware LLC | Repairs and Maint- Buildings | Building Management | General Fund | 6/20/2023 | 23.92 |
| Havlicek Geneva Ace Hardware LLC | Repairs and Maint- Buildings | Building Management | General Fund | 6/20/2023 | 69.26 |
| Havlicek Geneva Ace Hardware LLC | Repairs and Maint- Buildings | Building Management | General Fund | 6/20/2023 | 27.54 |
| Havlicek Geneva Ace Hardware LLC | Repairs and Maint- Buildings | Building Management | General Fund | 6/20/2023 | 17.40 |
| Havlicek Geneva Ace Hardware LLC | Repairs and Maint- Buildings | Building Management | General Fund | 6/20/2023 | 2.98 |
| Havlicek Geneva Ace Hardware LLC | Repairs and Maint- Buildings | Building Management | General Fund | 6/20/2023 | 68.38 |
| Havlicek Geneva Ace Hardware LLC | Repairs and Maint- Buildings | Building Management | General Fund | 6/20/2023 | 269.97 |
| Havlicek Geneva Ace Hardware LLC | Repairs and Maint- Buildings | Building Management | General Fund | 6/20/2023 | 31.49 |
| Havlicek Geneva Ace Hardware LLC | Repairs and Maint- Buildings | Building Management | General Fund | 6/20/2023 | 20.31 |
| Havlicek Geneva Ace Hardware LLC | Repairs and Maint- Buildings | Building Management | General Fund | 6/20/2023 | 35.24 |
| Havlicek Geneva Ace Hardware LLC | Repairs and Maint- Buildings | Building Management | General Fund | 6/20/2023 | 40.99 |
| Havlicek Geneva Ace Hardware LLC | Repairs and Maint- Buildings | Building Management | General Fund | 6/20/2023 | 11.69 |
| Havlicek Geneva Ace Hardware LLC | Repairs and Maint- Buildings | Building Management | General Fund | 6/20/2023 | 14.00 |
| Havlicek Geneva Ace Hardware LLC | Repairs and Maint- Buildings | Building Management | General Fund | 6/20/2023 | (2.70) |
| Havlicek Geneva Ace Hardware LLC | Repairs and Maint- Buildings | Building Management | General Fund | 6/20/2023 | 44.51 |
| Havlicek Geneva Ace Hardware LLC | Repairs and Maint- Buildings | Building Management | General Fund | 6/20/2023 | 6.29 |
| 1 Source Mechanical, Inc. | Repairs and Maint- Buildings | Building Management | General Fund | 6/20/2023 | 578.73 |
| Accurate Document Destruction Inc (GROOT) | Repairs and Maint- Buildings | Building Management | General Fund | 6/20/2023 | 193.99 |
| Ace Hardware-Aurora/Batavia | Repairs and Maint- Buildings | Building Management | General Fund | 6/20/2023 | 37.94 |
| Ace Hardware-Aurora/Batavia | Repairs and Maint- Buildings | Building Management | General Fund | 6/20/2023 | 199.00 |
| AIM Solutions, Inc. | Repairs and Maint- Buildings | Building Management | General Fund | 6/20/2023 | 159.00 |
| Air Comfort LLC | Repairs and Maint- Buildings | Building Management | General Fund | 6/20/2023 | 325.00 |
| Air Comfort LLC | Repairs and Maint- Buildings | Building Management | General Fund | 6/20/2023 | 1,390.00 |
| Air Products Equipment Company | Repairs and Maint- Buildings | Building Management | General Fund | 6/20/2023 | 630.00 |
| Air Products Equipment Company | Repairs and Maint- Buildings | Building Management | General Fund | 6/20/2023 | 895.00 |
| Alarm Detection Systems, Inc. | Repairs and Maint- Buildings | Building Management | General Fund | 6/20/2023 | 523.00 |
| Century Springs/Ove Water Services | Repairs and Maint- Buildings | Building Management | General Fund | 6/20/2023 | 46.30 |
| Chem-Wise Ecological Pest Management, Inc. | Repairs and Maint- Buildings | Building Management | General Fund | 6/20/2023 | 564.00 |
| D&S Automatics, Inc. dba Atlas Door Repair | Repairs and Maint- Buildings | Building Management | General Fund | 6/20/2023 | 225.00 |
| Dock & Door National LLC | Repairs and Maint- Buildings | Building Management | General Fund | 6/20/2023 | 1,480.00 |
| DoorMaster Garage Door Co., LLC | Repairs and Maint- Buildings | Building Management | General Fund | 6/20/2023 | 294.00 |
| DoorMaster Garage Door Co., LLC | Repairs and Maint- Buildings | Building Management | General Fund | 6/20/2023 | 220.50 |
| DoorMaster Garage Door Co., LLC | Repairs and Maint- Buildings | Building Management | General Fund | 6/20/2023 | 1,457.50 |
| FACIL Investments, Inc. dba Batteries Plus | Repairs and Maint- Buildings | Building Management | General Fund | 6/20/2023 | 551.80 |
| G.W. Berkheimer Co., Inc. | Repairs and Maint- Buildings | Building Management | General Fund | 6/20/2023 | 1,690.25 |
| GenServe, LLC | Repairs and Maint- Buildings | Building Management | General Fund | 6/20/2023 | 967.32 |
| GenServe, LLC | Repairs and Maint- Buildings | Building Management | General Fund | 6/20/2023 | 1,615.75 |
| GenServe, LLC | Repairs and Maint- Buildings | Building Management | General Fund | 6/20/2023 | 1,032.15 |
| GenServe, LLC | Repairs and Maint- Buildings | Building Management | General Fund | 6/20/2023 | 1,079.39 |
| GenServe, LLC | Repairs and Maint- Buildings | Building Management | General Fund | 6/20/2023 | 879.12 |
| GenServe, LLC | Repairs and Maint- Buildings | Building Management | General Fund | 6/20/2023 | 1,045.50 |
| GenServe, LLC | Repairs and Maint- Buildings | Building Management | General Fund | 6/20/2023 | 910.96 |
| GenServe, LLC | Repairs and Maint- Buildings | Building Management | General Fund | 6/20/2023 | 683.99 |
| Glasshopper Schor Glass | Repairs and Maint- Buildings | Building Management | General Fund | 6/20/2023 | 760.00 |
| Grainger Inc | Repairs and Maint- Buildings | Building Management | General Fund | 6/20/2023 | 295.80 |
| Grainger Inc | Repairs and Maint- Buildings | Building Management | General Fund | 6/20/2023 | 802.06 |
| Grainger Inc | Repairs and Maint- Buildings | Building Management | General Fund | 6/20/2023 | 516.74 |
| Grainger Inc | Repairs and Maint- Buildings | Building Management | General Fund | 6/20/2023 | 30.15 |

| | | | | | |
|--|------------------------------|---------------------|--------------|-----------|-----------|
| Grainger Inc | Repairs and Maint- Buildings | Building Management | General Fund | 6/20/2023 | 214.68 |
| Grainger Inc | Repairs and Maint- Buildings | Building Management | General Fund | 6/20/2023 | 1,449.75 |
| Grainger Inc | Repairs and Maint- Buildings | Building Management | General Fund | 6/20/2023 | 310.29 |
| Grainger Inc | Repairs and Maint- Buildings | Building Management | General Fund | 6/20/2023 | 205.68 |
| Grainger Inc | Repairs and Maint- Buildings | Building Management | General Fund | 6/20/2023 | 469.41 |
| Grainger Inc | Repairs and Maint- Buildings | Building Management | General Fund | 6/20/2023 | 36.79 |
| Grainger Inc | Repairs and Maint- Buildings | Building Management | General Fund | 6/20/2023 | 766.51 |
| Grainger Inc | Repairs and Maint- Buildings | Building Management | General Fund | 6/20/2023 | 750.17 |
| Grainger Inc | Repairs and Maint- Buildings | Building Management | General Fund | 6/20/2023 | 686.46 |
| Trane US Inc dba Trane | Repairs and Maint- Buildings | Building Management | General Fund | 6/20/2023 | 37.44 |
| Uline | Repairs and Maint- Buildings | Building Management | General Fund | 6/20/2023 | 1,789.74 |
| Valley Lock Company Inc | Repairs and Maint- Buildings | Building Management | General Fund | 6/20/2023 | 77.86 |
| Warehouse Direct, Inc. | Repairs and Maint- Buildings | Building Management | General Fund | 6/20/2023 | 101.97 |
| Warehouse Direct, Inc. | Repairs and Maint- Buildings | Building Management | General Fund | 6/20/2023 | 24.53 |
| Ratliff Landscaping Inc | Repairs and Maint- Grounds | Building Management | General Fund | 6/5/2023 | 3,800.00 |
| Ratliff Landscaping Inc | Repairs and Maint- Grounds | Building Management | General Fund | 6/20/2023 | 3,900.00 |
| Ratliff Landscaping Inc | Repairs and Maint- Grounds | Building Management | General Fund | 6/20/2023 | 2,500.00 |
| Ratliff Landscaping Inc | Repairs and Maint- Grounds | Building Management | General Fund | 6/20/2023 | 1,500.00 |
| Ratliff Landscaping Inc | Repairs and Maint- Grounds | Building Management | General Fund | 6/20/2023 | 11,467.12 |
| 1 Source Mechanical, Inc. | Repairs and Maint- Equipment | Building Management | General Fund | 6/5/2023 | 3,238.10 |
| 1 Source Mechanical, Inc. | Repairs and Maint- Equipment | Building Management | General Fund | 6/5/2023 | 1,118.00 |
| Hartwig Plumb & Heat Inc dba Hartwig Mechanical | Repairs and Maint- Equipment | Building Management | General Fund | 6/5/2023 | 8,150.00 |
| Hartwig Plumb & Heat Inc dba Hartwig Mechanical | Repairs and Maint- Equipment | Building Management | General Fund | 6/20/2023 | 610.00 |
| ILLCO INC | Repairs and Maint- Equipment | Building Management | General Fund | 6/20/2023 | 514.86 |
| ILLCO INC | Repairs and Maint- Equipment | Building Management | General Fund | 6/20/2023 | 2,245.67 |
| Standard Industrial and Automotive Equipment, Inc. | Repairs and Maint- Equipment | Building Management | General Fund | 6/20/2023 | 2,299.00 |
| Trane US Inc dba Trane | Repairs and Maint- Equipment | Building Management | General Fund | 6/20/2023 | 22.92 |
| Trane US Inc dba Trane | Repairs and Maint- Equipment | Building Management | General Fund | 6/20/2023 | 294.27 |
| Trane US Inc dba Trane | Repairs and Maint- Equipment | Building Management | General Fund | 6/20/2023 | 28.09 |
| 1 Source Mechanical, Inc. | Repairs and Maint- Equipment | Building Management | General Fund | 6/20/2023 | 1,561.00 |
| AIM Solutions, Inc. | Repairs and Maint- Equipment | Building Management | General Fund | 6/20/2023 | 240.00 |
| AIM Solutions, Inc. | Repairs and Maint- Equipment | Building Management | General Fund | 6/20/2023 | 584.00 |
| Air Products Equipment Company | Repairs and Maint- Equipment | Building Management | General Fund | 6/20/2023 | 1,750.00 |
| Dreisilker Electric Motors Inc | Repairs and Maint- Equipment | Building Management | General Fund | 6/20/2023 | 539.93 |
| F.E. Moran Inc. Mechanical Services | Repairs and Maint- Equipment | Building Management | General Fund | 6/20/2023 | 37,542.00 |
| Gehrke Technology Group, Inc. | Repairs and Maint- Equipment | Building Management | General Fund | 6/20/2023 | 3,159.74 |
| Black Gold Septic Inc | Grease Trap- Septic Services | Building Management | General Fund | 6/20/2023 | 235.00 |
| Black Gold Septic Inc | Grease Trap- Septic Services | Building Management | General Fund | 6/20/2023 | 485.00 |
| Black Gold Septic Inc | Grease Trap- Septic Services | Building Management | General Fund | 6/20/2023 | 485.00 |
| Black Gold Septic Inc | Grease Trap- Septic Services | Building Management | General Fund | 6/20/2023 | 235.00 |
| Black Gold Septic Inc | Grease Trap- Septic Services | Building Management | General Fund | 6/20/2023 | 485.00 |
| Batavia Instant Print Inc | General Printing | Building Management | General Fund | 6/20/2023 | 208.83 |
| Batavia Instant Print Inc | General Printing | Building Management | General Fund | 6/20/2023 | 2,307.49 |
| Batavia Instant Print Inc | General Printing | Building Management | General Fund | 6/20/2023 | 1,796.64 |
| Batavia Instant Print Inc | General Printing | Building Management | General Fund | 6/20/2023 | 366.64 |
| Batavia Instant Print Inc | General Printing | Building Management | General Fund | 6/20/2023 | 535.70 |
| City of St. Charles | Utilities- Sewer | Building Management | General Fund | 6/5/2023 | 262.51 |
| City of St. Charles | Utilities- Sewer | Building Management | General Fund | 6/5/2023 | 165.12 |
| City of St. Charles | Utilities- Sewer | Building Management | General Fund | 6/5/2023 | 8,339.63 |
| City of St. Charles | Utilities- Sewer | Building Management | General Fund | 6/5/2023 | 1,734.83 |
| City of Geneva | Utilities- Sewer | Building Management | General Fund | 6/5/2023 | 267.95 |
| City of Geneva | Utilities- Sewer | Building Management | General Fund | 6/5/2023 | 135.36 |
| City of Geneva | Utilities- Sewer | Building Management | General Fund | 6/5/2023 | 101.80 |
| City of Geneva | Utilities- Sewer | Building Management | General Fund | 6/20/2023 | 27.61 |
| City of Geneva | Utilities- Sewer | Building Management | General Fund | 6/20/2023 | 132.67 |
| City of Geneva | Utilities- Sewer | Building Management | General Fund | 6/20/2023 | 15.93 |
| City of Geneva | Utilities- Sewer | Building Management | General Fund | 6/20/2023 | 10.17 |
| City of Aurora | Utilities- Water | Building Management | General Fund | 6/5/2023 | 190.60 |
| City of Aurora | Utilities- Water | Building Management | General Fund | 6/5/2023 | 89.80 |
| City of Geneva | Utilities- Water | Building Management | General Fund | 6/5/2023 | 219.30 |
| City of Geneva | Utilities- Water | Building Management | General Fund | 6/5/2023 | 101.80 |
| City of St. Charles | Utilities- Water | Building Management | General Fund | 6/5/2023 | 229.63 |

| | | | | | |
|--|-------------------------------|---------------------------|--------------|-----------|-----------|
| City of St. Charles | Utilities- Water | Building Management | General Fund | 6/5/2023 | 145.18 |
| City of St. Charles | Utilities- Water | Building Management | General Fund | 6/5/2023 | 6,252.25 |
| City of St. Charles | Utilities- Water | Building Management | General Fund | 6/5/2023 | 1,309.90 |
| City of Geneva | Utilities- Water | Building Management | General Fund | 6/5/2023 | 478.91 |
| City of Geneva | Utilities- Water | Building Management | General Fund | 6/20/2023 | 46.08 |
| City of Geneva | Utilities- Water | Building Management | General Fund | 6/20/2023 | 214.76 |
| City of Geneva | Utilities- Water | Building Management | General Fund | 6/20/2023 | 26.14 |
| City of Geneva | Utilities- Water | Building Management | General Fund | 6/20/2023 | 15.63 |
| Veritiv Operating Company | Printing Supplies | Building Management | General Fund | 6/20/2023 | 3,808.00 |
| Veritiv Operating Company | Printing Supplies | Building Management | General Fund | 6/20/2023 | 510.00 |
| Warehouse Direct, Inc. | Cleaning Supplies | Building Management | General Fund | 6/5/2023 | 3,483.70 |
| Warehouse Direct, Inc. | Cleaning Supplies | Building Management | General Fund | 6/20/2023 | 1,425.54 |
| Warehouse Direct, Inc. | Cleaning Supplies | Building Management | General Fund | 6/20/2023 | 2,133.87 |
| Warehouse Direct, Inc. | Cleaning Supplies | Building Management | General Fund | 6/20/2023 | 1,199.25 |
| Warehouse Direct, Inc. | Cleaning Supplies | Building Management | General Fund | 6/20/2023 | 1,914.67 |
| Constellation NewEnergy-Gas Division, LLC | Utilities- Natural Gas | Building Management | General Fund | 6/5/2023 | 19,279.01 |
| Nicor Gas | Utilities- Natural Gas | Building Management | General Fund | 6/5/2023 | 1,585.07 |
| Nicor Gas | Utilities- Natural Gas | Building Management | General Fund | 6/5/2023 | 127.56 |
| Nicor Gas | Utilities- Natural Gas | Building Management | General Fund | 6/5/2023 | 306.61 |
| Nicor Gas | Utilities- Natural Gas | Building Management | General Fund | 6/20/2023 | 53.45 |
| Nicor Gas | Utilities- Natural Gas | Building Management | General Fund | 6/20/2023 | 80.02 |
| Nicor Gas | Utilities- Natural Gas | Building Management | General Fund | 6/20/2023 | 59.50 |
| City of Geneva | Utilities- Electric | Building Management | General Fund | 6/5/2023 | 34.63 |
| City of Geneva | Utilities- Electric | Building Management | General Fund | 6/5/2023 | 329.45 |
| City of Geneva | Utilities- Electric | Building Management | General Fund | 6/5/2023 | 10,826.19 |
| City of Geneva | Utilities- Electric | Building Management | General Fund | 6/5/2023 | 55.25 |
| City of St. Charles | Utilities- Electric | Building Management | General Fund | 6/5/2023 | 62.55 |
| City of St. Charles | Utilities- Electric | Building Management | General Fund | 6/5/2023 | 9,066.67 |
| Constellation NewEnergy Inc. | Utilities- Electric | Building Management | General Fund | 6/5/2023 | 125.03 |
| Constellation NewEnergy Inc. | Utilities- Electric | Building Management | General Fund | 6/5/2023 | 39.40 |
| Constellation NewEnergy Inc. | Utilities- Electric | Building Management | General Fund | 6/5/2023 | 44.86 |
| Constellation NewEnergy Inc. | Utilities- Electric | Building Management | General Fund | 6/5/2023 | 138.07 |
| Constellation NewEnergy Inc. | Utilities- Electric | Building Management | General Fund | 6/5/2023 | 317.78 |
| Constellation NewEnergy Inc. | Utilities- Electric | Building Management | General Fund | 6/5/2023 | 1,813.35 |
| Nicor Gas | Utilities- Electric | Building Management | General Fund | 6/5/2023 | 180.06 |
| Constellation NewEnergy Inc. | Utilities- Electric | Building Management | General Fund | 6/20/2023 | 47.11 |
| Constellation NewEnergy Inc. | Utilities- Electric | Building Management | General Fund | 6/20/2023 | 146.36 |
| Constellation NewEnergy Inc. | Utilities- Electric | Building Management | General Fund | 6/20/2023 | 178.22 |
| Constellation NewEnergy Inc. | Utilities- Electric | Building Management | General Fund | 6/20/2023 | 39.29 |
| Constellation NewEnergy Inc. | Utilities- Electric | Building Management | General Fund | 6/20/2023 | 452.96 |
| Constellation NewEnergy Inc. | Utilities- Electric | Building Management | General Fund | 6/20/2023 | 65,457.83 |
| ComEd | Utilities- Electric | Building Management | General Fund | 6/20/2023 | 4,004.01 |
| City of Geneva | Utilities- Electric | Building Management | General Fund | 6/20/2023 | 24.68 |
| City of Geneva | Utilities- Electric | Building Management | General Fund | 6/20/2023 | 529.95 |
| City of Geneva | Utilities- Electric | Building Management | General Fund | 6/20/2023 | 4,673.52 |
| City of Geneva | Utilities- Electric | Building Management | General Fund | 6/20/2023 | 125.74 |
| City of Geneva | Utilities- Electric | Building Management | General Fund | 6/20/2023 | 291.49 |
| Batavia Enterprises, Inc | Building Lease | Building Management | General Fund | 6/5/2023 | 13,159.31 |
| Batavia Enterprises, Inc | Building Lease | Building Management | General Fund | 6/5/2023 | 13,159.31 |
| Paddock Publications (Daily Herald) | Employment Advertising | Human Resource Management | General Fund | 6/5/2023 | 36.80 |
| Kane County Regional Office of Education | Miscellaneous Contractual Exp | Human Resource Management | General Fund | 6/5/2023 | 320.00 |
| Identisys, Inc. | Office Supplies | Human Resource Management | General Fund | 6/5/2023 | 222.00 |
| Warehouse Direct, Inc. | Office Supplies | Human Resource Management | General Fund | 6/20/2023 | 121.61 |
| Century Springs/Ove Water Services | Office Supplies | Human Resource Management | General Fund | 6/20/2023 | 12.07 |
| Toshiba America Business Solutions Inc | Repairs and Maint- Copiers | County Auditor | General Fund | 6/5/2023 | 8.29 |
| International Assn of Government Officials (IGO) | Conferences and Meetings | County Auditor | General Fund | 6/5/2023 | 565.00 |
| Thomas Laird | Conferences and Meetings | County Auditor | General Fund | 6/5/2023 | 34.00 |
| Penny Wegman | Conferences and Meetings | County Auditor | General Fund | 6/5/2023 | 560.44 |
| Century Springs/Ove Water Services | Office Supplies | County Auditor | General Fund | 6/20/2023 | 13.57 |
| Carlos Mata | Employee Mileage Expense | Treasurer/Collector | General Fund | 6/20/2023 | 43.23 |
| Illinois Government Finance Officers Association | General Association Dues | Treasurer/Collector | General Fund | 6/20/2023 | 200.00 |
| Maria E. Herrera | Office Supplies | Treasurer/Collector | General Fund | 6/20/2023 | 119.00 |

| | | | | | |
|--|--------------------------------|---------------------------|--------------|-----------|-----------|
| Toshiba America Business Solutions Inc | Repairs and Maint- Copiers | Supervisor of Assessments | General Fund | 6/20/2023 | 108.50 |
| Toshiba America Business Solutions Inc | Repairs and Maint- Copiers | Supervisor of Assessments | General Fund | 6/20/2023 | 26.97 |
| Mark D. Armstrong | Conferences and Meetings | Supervisor of Assessments | General Fund | 6/5/2023 | 370.58 |
| Holly Winter | Conferences and Meetings | Supervisor of Assessments | General Fund | 6/5/2023 | 370.58 |
| Mark D. Armstrong | Conferences and Meetings | Supervisor of Assessments | General Fund | 6/20/2023 | 835.00 |
| Mark D. Armstrong | Employee Mileage Expense | Supervisor of Assessments | General Fund | 6/5/2023 | 241.04 |
| Mark D. Armstrong | Employee Mileage Expense | Supervisor of Assessments | General Fund | 6/20/2023 | 36.22 |
| Roger Biddle | Employee Mileage Expense | Supervisor of Assessments | General Fund | 6/20/2023 | 11.79 |
| Kenedie Considine | Employee Mileage Expense | Supervisor of Assessments | General Fund | 6/20/2023 | 12.05 |
| Kenedie Considine | Employee Mileage Expense | Supervisor of Assessments | General Fund | 6/20/2023 | 2.23 |
| Wayne Gehrke | Employee Mileage Expense | Supervisor of Assessments | General Fund | 6/20/2023 | 19.26 |
| Eldon Gould | Employee Mileage Expense | Supervisor of Assessments | General Fund | 6/20/2023 | 21.62 |
| Robin M. Huber | Employee Mileage Expense | Supervisor of Assessments | General Fund | 6/20/2023 | 3.21 |
| Century Springs/Ove Water Services | Office Supplies | Supervisor of Assessments | General Fund | 6/20/2023 | 30.73 |
| Marshall & Swift | Books and Subscriptions | Supervisor of Assessments | General Fund | 6/20/2023 | 385.95 |
| State of IL Secretary of State | Notary Services | County Clerk | General Fund | 6/5/2023 | 15.00 |
| John A. Cunningham | Conferences and Meetings | County Clerk | General Fund | 6/5/2023 | 34.00 |
| International Assn of Government Officials (IGO) | Conferences and Meetings | County Clerk | General Fund | 6/20/2023 | 300.00 |
| Celeste Weilandt | Employee Mileage Expense | County Clerk | General Fund | 6/5/2023 | 248.90 |
| John A. Cunningham | Employee Mileage Expense | County Clerk | General Fund | 6/5/2023 | 226.63 |
| John Emerson | Employee Mileage Expense | County Clerk | General Fund | 6/5/2023 | 241.04 |
| Zahida Fakroddin | Employee Mileage Expense | County Clerk | General Fund | 6/20/2023 | 62.88 |
| Christina Abbate | Employee Mileage Expense | County Clerk | General Fund | 6/20/2023 | 22.93 |
| Warehouse Direct, Inc. | Office Supplies | County Clerk | General Fund | 6/5/2023 | 93.55 |
| Cintas Corporation | Operating Supplies | County Clerk | General Fund | 6/5/2023 | 476.20 |
| City of Aurora | Operating Supplies | County Clerk | General Fund | 6/5/2023 | 420.00 |
| Town & Country Gardens | Operating Supplies | County Clerk | General Fund | 6/5/2023 | 62.98 |
| Warehouse Direct, Inc. | Operating Supplies | County Clerk | General Fund | 6/5/2023 | 215.76 |
| Warehouse Direct, Inc. | Operating Supplies | County Clerk | General Fund | 6/20/2023 | 160.74 |
| Town & Country Gardens | Operating Supplies | County Clerk | General Fund | 6/20/2023 | 74.99 |
| Century Springs/Ove Water Services | Operating Supplies | County Clerk | General Fund | 6/20/2023 | 103.66 |
| Warehouse Direct, Inc. | Computer Related Supplies | County Clerk | General Fund | 6/20/2023 | 552.33 |
| All American Fabrications, Inc. | Election Services | County Clerk | General Fund | 6/5/2023 | 3,975.00 |
| DMT Solutions Global Corporation dba BlueCrest | Software Licensing Cost | County Clerk | General Fund | 6/5/2023 | 45,041.70 |
| Toshiba America Business Solutions Inc | Repairs and Maint- Copiers | County Clerk | General Fund | 6/5/2023 | 0.88 |
| Toshiba America Business Solutions Inc | Repairs and Maint- Copiers | County Clerk | General Fund | 6/5/2023 | 2.70 |
| Toshiba America Business Solutions Inc | Repairs and Maint- Copiers | County Clerk | General Fund | 6/5/2023 | 233.34 |
| Toshiba America Business Solutions Inc | Repairs and Maint- Copiers | County Clerk | General Fund | 6/20/2023 | 92.62 |
| Toshiba America Business Solutions Inc | Repairs and Maint- Copiers | County Clerk | General Fund | 6/20/2023 | 13.01 |
| Fabyan Franco | Conferences and Meetings | County Clerk | General Fund | 6/5/2023 | 16.00 |
| International Assn of Government Officials (IGO) | Conferences and Meetings | County Clerk | General Fund | 6/5/2023 | 565.00 |
| Fabyan Franco | Employee Mileage Expense | County Clerk | General Fund | 6/5/2023 | 280.08 |
| Town & Country Gardens | Operating Supplies | County Clerk | General Fund | 6/5/2023 | 73.98 |
| Town & Country Gardens | Operating Supplies | County Clerk | General Fund | 6/5/2023 | 75.98 |
| Verizon Wireless | Operating Supplies | County Clerk | General Fund | 6/5/2023 | 757.75 |
| Warehouse Direct, Inc. | Operating Supplies | County Clerk | General Fund | 6/20/2023 | 191.40 |
| Warehouse Direct, Inc. | Operating Supplies | County Clerk | General Fund | 6/20/2023 | 36.47 |
| Warehouse Direct, Inc. | Operating Supplies | County Clerk | General Fund | 6/20/2023 | (117.97) |
| Warehouse Direct, Inc. | Operating Supplies | County Clerk | General Fund | 6/20/2023 | 117.97 |
| Datamation Imaging Services Corporation | Voting Systems and Accessories | County Clerk | General Fund | 6/20/2023 | 2,850.00 |
| DAVID C KING | Employee Mileage Expense | Recorder | General Fund | 6/20/2023 | 39.96 |
| Century Springs/Ove Water Services | Office Supplies | Recorder | General Fund | 6/20/2023 | 44.30 |
| Kane County Juror Payable Clearing | Jurors- Circuit Court | Judiciary and Courts | General Fund | 6/5/2023 | 2,050.31 |
| Kane County Juror Payable Clearing | Jurors- Circuit Court | Judiciary and Courts | General Fund | 6/15/2023 | 4,223.15 |
| 4W Eats dba Papa Saverio's | Jurors' Expense | Judiciary and Courts | General Fund | 6/20/2023 | 126.17 |
| Just In Time Coffee LLC | Jurors' Expense | Judiciary and Courts | General Fund | 6/20/2023 | 553.00 |
| Just In Time Coffee LLC | Jurors' Expense | Judiciary and Courts | General Fund | 6/20/2023 | 2,386.00 |
| Just In Time Coffee LLC | Jurors' Expense | Judiciary and Courts | General Fund | 6/20/2023 | 1,885.00 |
| Melissa K. Anderko | Per Diem Expense | Judiciary and Courts | General Fund | 6/5/2023 | 100.00 |
| Dana D. Bollman | Per Diem Expense | Judiciary and Courts | General Fund | 6/5/2023 | 330.00 |
| Meagan Carroll | Per Diem Expense | Judiciary and Courts | General Fund | 6/5/2023 | 56.00 |
| MaryJo D'Avola | Per Diem Expense | Judiciary and Courts | General Fund | 6/5/2023 | 44.00 |

| | | | | | |
|--|---------------------------------|----------------------|--------------|-----------|----------|
| Lynn M Dreymler | Per Diem Expense | Judiciary and Courts | General Fund | 6/5/2023 | 936.00 |
| G.L. Denson, Inc. | Per Diem Expense | Judiciary and Courts | General Fund | 6/5/2023 | 351.50 |
| Brenda D Gregory | Per Diem Expense | Judiciary and Courts | General Fund | 6/5/2023 | 175.50 |
| Barbara A Johnston | Per Diem Expense | Judiciary and Courts | General Fund | 6/5/2023 | 44.00 |
| Jennifer L. Joyce | Per Diem Expense | Judiciary and Courts | General Fund | 6/5/2023 | 164.00 |
| Martina M. Miranda | Per Diem Expense | Judiciary and Courts | General Fund | 6/5/2023 | 52.00 |
| Theresa (Terri) Wells | Per Diem Expense | Judiciary and Courts | General Fund | 6/5/2023 | 200.00 |
| Dana D. Bollman | Per Diem Expense | Judiciary and Courts | General Fund | 6/20/2023 | 200.00 |
| Jennifer Campbell | Per Diem Expense | Judiciary and Courts | General Fund | 6/20/2023 | 200.00 |
| Shirley A. Wehking | Contractual/Consulting Services | Judiciary and Courts | General Fund | 6/5/2023 | 177.20 |
| Wellspring Interpreting Services LLC | Contractual/Consulting Services | Judiciary and Courts | General Fund | 6/5/2023 | 1,885.15 |
| Wellspring Interpreting Services LLC | Contractual/Consulting Services | Judiciary and Courts | General Fund | 6/5/2023 | 1,885.15 |
| Wellspring Interpreting Services LLC | Contractual/Consulting Services | Judiciary and Courts | General Fund | 6/5/2023 | 1,135.02 |
| Carina Julian | Contractual/Consulting Services | Judiciary and Courts | General Fund | 6/5/2023 | 832.01 |
| Paula Ebener | Contractual/Consulting Services | Judiciary and Courts | General Fund | 6/5/2023 | 79.87 |
| Paula Ebener | Contractual/Consulting Services | Judiciary and Courts | General Fund | 6/5/2023 | 159.74 |
| Maricela Ibarra | Contractual/Consulting Services | Judiciary and Courts | General Fund | 6/5/2023 | 606.00 |
| Maricela Ibarra | Contractual/Consulting Services | Judiciary and Courts | General Fund | 6/5/2023 | 629.00 |
| Bakhtavar Press | Contractual/Consulting Services | Judiciary and Courts | General Fund | 6/5/2023 | 160.00 |
| Maricela Cortez | Contractual/Consulting Services | Judiciary and Courts | General Fund | 6/5/2023 | 417.51 |
| Maricela Cortez | Contractual/Consulting Services | Judiciary and Courts | General Fund | 6/5/2023 | 567.64 |
| Martha Gerald dba Power Vibes Inc. | Contractual/Consulting Services | Judiciary and Courts | General Fund | 6/5/2023 | 2,240.71 |
| Martha Gerald dba Power Vibes Inc. | Contractual/Consulting Services | Judiciary and Courts | General Fund | 6/5/2023 | 1,319.34 |
| Carina Julian | Contractual/Consulting Services | Judiciary and Courts | General Fund | 6/5/2023 | 452.88 |
| Sara Pethokoukis | Contractual/Consulting Services | Judiciary and Courts | General Fund | 6/5/2023 | 589.91 |
| Ruben Rodriguez | Contractual/Consulting Services | Judiciary and Courts | General Fund | 6/5/2023 | 1,633.88 |
| Ruben Rodriguez | Contractual/Consulting Services | Judiciary and Courts | General Fund | 6/5/2023 | 1,125.06 |
| Daniel Velasco | Contractual/Consulting Services | Judiciary and Courts | General Fund | 6/5/2023 | 2,180.88 |
| Daniel Velasco | Contractual/Consulting Services | Judiciary and Courts | General Fund | 6/5/2023 | 1,772.28 |
| American Interpreting Services, Inc. | Contractual/Consulting Services | Judiciary and Courts | General Fund | 6/5/2023 | 1,195.56 |
| American Interpreting Services, Inc. | Contractual/Consulting Services | Judiciary and Courts | General Fund | 6/5/2023 | 765.73 |
| American Interpreting Services, Inc. | Contractual/Consulting Services | Judiciary and Courts | General Fund | 6/20/2023 | 862.04 |
| Daniel Velasco | Contractual/Consulting Services | Judiciary and Courts | General Fund | 6/20/2023 | 2,215.35 |
| Daniel Velasco | Contractual/Consulting Services | Judiciary and Courts | General Fund | 6/20/2023 | 1,772.28 |
| Ruben Rodriguez | Contractual/Consulting Services | Judiciary and Courts | General Fund | 6/20/2023 | 696.94 |
| Ruben Rodriguez | Contractual/Consulting Services | Judiciary and Courts | General Fund | 6/20/2023 | 1,155.06 |
| Falguni Rubio | Contractual/Consulting Services | Judiciary and Courts | General Fund | 6/20/2023 | 146.20 |
| Sara Pethokoukis | Contractual/Consulting Services | Judiciary and Courts | General Fund | 6/20/2023 | 910.50 |
| Daisy M. Robinson | Contractual/Consulting Services | Judiciary and Courts | General Fund | 6/20/2023 | 452.00 |
| Carina Julian | Contractual/Consulting Services | Judiciary and Courts | General Fund | 6/20/2023 | 1,423.64 |
| Carina Julian | Contractual/Consulting Services | Judiciary and Courts | General Fund | 6/20/2023 | 1,553.64 |
| Martha Gerald dba Power Vibes Inc. | Contractual/Consulting Services | Judiciary and Courts | General Fund | 6/20/2023 | 802.77 |
| Martha Gerald dba Power Vibes Inc. | Contractual/Consulting Services | Judiciary and Courts | General Fund | 6/20/2023 | 1,761.99 |
| Sara Pethokoukis | Contractual/Consulting Services | Judiciary and Courts | General Fund | 6/20/2023 | 799.91 |
| Maricela Cortez | Contractual/Consulting Services | Judiciary and Courts | General Fund | 6/20/2023 | 837.64 |
| Maricela Cortez | Contractual/Consulting Services | Judiciary and Courts | General Fund | 6/20/2023 | 937.76 |
| Bakhtavar Press | Contractual/Consulting Services | Judiciary and Courts | General Fund | 6/20/2023 | 160.00 |
| Ana M Bubalo | Contractual/Consulting Services | Judiciary and Courts | General Fund | 6/20/2023 | 1,209.71 |
| Ana M Bubalo | Contractual/Consulting Services | Judiciary and Courts | General Fund | 6/20/2023 | 1,569.36 |
| Maricela Ibarra | Contractual/Consulting Services | Judiciary and Courts | General Fund | 6/20/2023 | 483.94 |
| Maricela Ibarra | Contractual/Consulting Services | Judiciary and Courts | General Fund | 6/20/2023 | 724.42 |
| Carina Julian | Contractual/Consulting Services | Judiciary and Courts | General Fund | 6/20/2023 | 905.76 |
| Elizabeth Berrones | Court Appointed Counsel | Judiciary and Courts | General Fund | 6/5/2023 | 3,083.00 |
| Donald R. Zuelke dba Zuelke Law Office | Court Appointed Counsel | Judiciary and Courts | General Fund | 6/5/2023 | 3,434.00 |
| Rachel J. Hess | Court Appointed Counsel | Judiciary and Courts | General Fund | 6/20/2023 | 3,434.00 |
| Roscich and Martel Law Firm, LLC | Court Appointed Counsel | Judiciary and Courts | General Fund | 6/20/2023 | 1,112.50 |
| Marco Technologies, LLC. | Equipment Rental | Judiciary and Courts | General Fund | 6/5/2023 | 440.45 |
| Gordon Flesch Company Inc | Equipment Rental | Judiciary and Courts | General Fund | 6/5/2023 | 9.42 |
| Gordon Flesch Company Inc | Equipment Rental | Judiciary and Courts | General Fund | 6/5/2023 | 21.84 |
| Gordon Flesch Company Inc | Equipment Rental | Judiciary and Courts | General Fund | 6/20/2023 | 78.91 |
| Gordon Flesch Company Inc | Equipment Rental | Judiciary and Courts | General Fund | 6/20/2023 | 53.35 |
| Gordon Flesch Company Inc | Equipment Rental | Judiciary and Courts | General Fund | 6/20/2023 | 14.28 |

| | | | | | |
|--|-------------------------------|----------------------|--------------|-----------|-----------|
| Gordon Flesch Company Inc | Equipment Rental | Judiciary and Courts | General Fund | 6/20/2023 | 397.34 |
| Toshiba Financial Services | Equipment Rental | Judiciary and Courts | General Fund | 6/20/2023 | 250.32 |
| De Lage Landen Financial Services, Inc. | Equipment Rental | Judiciary and Courts | General Fund | 6/20/2023 | 125.00 |
| Just In Time Coffee LLC | Conferences and Meetings | Judiciary and Courts | General Fund | 6/20/2023 | 154.00 |
| National Center for State Courts | Conferences and Meetings | Judiciary and Courts | General Fund | 6/20/2023 | 1,000.00 |
| Brittany Anderson | Employee Mileage Expense | Judiciary and Courts | General Fund | 6/5/2023 | 34.45 |
| JASON W MATHIS | Employee Mileage Expense | Judiciary and Courts | General Fund | 6/5/2023 | 351.83 |
| Karen M. Zajicek | Employee Mileage Expense | Judiciary and Courts | General Fund | 6/20/2023 | 27.30 |
| Peloton Inc dba Frank's Employment | Miscellaneous Contractual Exp | Judiciary and Courts | General Fund | 6/5/2023 | 787.50 |
| Peloton Inc dba Frank's Employment | Miscellaneous Contractual Exp | Judiciary and Courts | General Fund | 6/5/2023 | 315.00 |
| Peloton Inc dba Frank's Employment | Miscellaneous Contractual Exp | Judiciary and Courts | General Fund | 6/20/2023 | 787.50 |
| Peloton Inc dba Frank's Employment | Miscellaneous Contractual Exp | Judiciary and Courts | General Fund | 6/20/2023 | 787.50 |
| Tranlation Today Network Inc | Miscellaneous Contractual Exp | Judiciary and Courts | General Fund | 6/20/2023 | 500.00 |
| Century Springs/Ove Water Services | Miscellaneous Contractual Exp | Judiciary and Courts | General Fund | 6/20/2023 | 76.62 |
| Century Springs/Ove Water Services | Miscellaneous Contractual Exp | Judiciary and Courts | General Fund | 6/20/2023 | 32.73 |
| Century Springs/Ove Water Services | Miscellaneous Contractual Exp | Judiciary and Courts | General Fund | 6/20/2023 | 49.89 |
| Century Springs/Ove Water Services | Miscellaneous Contractual Exp | Judiciary and Courts | General Fund | 6/20/2023 | 37.02 |
| Century Springs/Ove Water Services | Miscellaneous Contractual Exp | Judiciary and Courts | General Fund | 6/20/2023 | 22.15 |
| Century Springs/Ove Water Services | Miscellaneous Contractual Exp | Judiciary and Courts | General Fund | 6/20/2023 | 28.44 |
| Language Line Services | Miscellaneous Contractual Exp | Judiciary and Courts | General Fund | 6/20/2023 | 94.47 |
| Warehouse Direct, Inc. | Office Supplies | Judiciary and Courts | General Fund | 6/5/2023 | 70.43 |
| Warehouse Direct, Inc. | Office Supplies | Judiciary and Courts | General Fund | 6/20/2023 | 88.59 |
| Warehouse Direct, Inc. | Office Supplies | Judiciary and Courts | General Fund | 6/20/2023 | 44.42 |
| Warehouse Direct, Inc. | Office Supplies | Judiciary and Courts | General Fund | 6/20/2023 | 56.98 |
| Kennett Holdings dba Phoenix Industrial Cleaning | Operating Supplies | Judiciary and Courts | General Fund | 6/5/2023 | 1,005.00 |
| Grainger Inc | Operating Supplies | Judiciary and Courts | General Fund | 6/20/2023 | 10,999.56 |
| 4W Eats dba Papa Saverio's | Employee Recognition Supplies | Judiciary and Courts | General Fund | 6/5/2023 | 95.96 |
| Theresa E Barreiro | Conferences and Meetings | Circuit Clerk | General Fund | 6/5/2023 | 261.95 |
| Theresa E Barreiro | Conferences and Meetings | Circuit Clerk | General Fund | 6/5/2023 | 759.20 |
| Illinois Association of County Officials (IACO) | Conferences and Meetings | Circuit Clerk | General Fund | 6/5/2023 | 205.00 |
| Monica Lawrence | Conferences and Meetings | Circuit Clerk | General Fund | 6/5/2023 | 190.00 |
| Petty Cash-Clerk of the Circuit Court | Conferences and Meetings | Circuit Clerk | General Fund | 6/5/2023 | 25.00 |
| Karin M. Herwick | Conferences and Meetings | Circuit Clerk | General Fund | 6/20/2023 | 82.00 |
| Theresa E Barreiro | Employee Mileage Expense | Circuit Clerk | General Fund | 6/5/2023 | 239.86 |
| Theresa E Barreiro | Employee Mileage Expense | Circuit Clerk | General Fund | 6/5/2023 | 53.19 |
| Karin M. Herwick | Employee Mileage Expense | Circuit Clerk | General Fund | 6/20/2023 | 251.91 |
| Image-Pro Services & Supplies Inc | Office Supplies | Circuit Clerk | General Fund | 6/5/2023 | 1,256.27 |
| Image-Pro Services & Supplies Inc | Office Supplies | Circuit Clerk | General Fund | 6/20/2023 | 642.72 |
| Image-Pro Services & Supplies Inc | Office Supplies | Circuit Clerk | General Fund | 6/20/2023 | 729.05 |
| Century Springs/Ove Water Services | Office Supplies | Circuit Clerk | General Fund | 6/20/2023 | 91.49 |
| Rhiannon Anderson | Employee Mileage Expense | Circuit Clerk | General Fund | 6/20/2023 | 49.13 |
| Curt Bommelman | Employee Mileage Expense | Circuit Clerk | General Fund | 6/20/2023 | 39.30 |
| Michele Bruens | Employee Mileage Expense | Circuit Clerk | General Fund | 6/20/2023 | 29.48 |
| Heather Cameron | Employee Mileage Expense | Circuit Clerk | General Fund | 6/20/2023 | 26.20 |
| Jason M. Crowley | Employee Mileage Expense | Circuit Clerk | General Fund | 6/20/2023 | 17.36 |
| Kristin Glisson | Employee Mileage Expense | Circuit Clerk | General Fund | 6/20/2023 | 50.76 |
| Deneen S. Hull | Employee Mileage Expense | Circuit Clerk | General Fund | 6/20/2023 | 22.27 |
| Melinda Jackson | Employee Mileage Expense | Circuit Clerk | General Fund | 6/20/2023 | 17.68 |
| Jennifer Lauren Johnson | Employee Mileage Expense | Circuit Clerk | General Fund | 6/20/2023 | 52.40 |
| Megan Johnson | Employee Mileage Expense | Circuit Clerk | General Fund | 6/20/2023 | 34.72 |
| Michael John Kovach | Employee Mileage Expense | Circuit Clerk | General Fund | 6/20/2023 | 27.51 |
| Penny Lange | Employee Mileage Expense | Circuit Clerk | General Fund | 6/20/2023 | 40.61 |
| Malinda Patterson | Employee Mileage Expense | Circuit Clerk | General Fund | 6/20/2023 | 24.23 |
| Sonal M. Sikligar | Employee Mileage Expense | Circuit Clerk | General Fund | 6/20/2023 | 22.27 |
| Sonal M. Sikligar | Employee Mileage Expense | Circuit Clerk | General Fund | 6/20/2023 | 35.37 |
| Jennifer Zuttermeister | Employee Mileage Expense | Circuit Clerk | General Fund | 6/20/2023 | 72.05 |
| American Stamp & Marking Products, Inc. | Office Supplies | Circuit Clerk | General Fund | 6/20/2023 | 173.54 |
| Carleen J. Bain | Employee Mileage Expense | Circuit Clerk | General Fund | 6/20/2023 | 235.80 |
| Marissa Brown | Employee Mileage Expense | Circuit Clerk | General Fund | 6/20/2023 | 26.20 |
| Alexandra J. Busch | Employee Mileage Expense | Circuit Clerk | General Fund | 6/20/2023 | 63.53 |
| Dana Cruz | Employee Mileage Expense | Circuit Clerk | General Fund | 6/20/2023 | 15.72 |
| Theodore James Farrell | Employee Mileage Expense | Circuit Clerk | General Fund | 6/20/2023 | 23.58 |

| | | | | | |
|--|---------------------------------|------------------|--------------|-----------|-----------|
| Sterling Sean Garwood | Employee Mileage Expense | Circuit Clerk | General Fund | 6/20/2023 | 20.96 |
| JOANNE HASSLER | Employee Mileage Expense | Circuit Clerk | General Fund | 6/20/2023 | 8.52 |
| Anahi Huerta-Santillan | Employee Mileage Expense | Circuit Clerk | General Fund | 6/20/2023 | 7.21 |
| MaryAnn Kabara | Employee Mileage Expense | Circuit Clerk | General Fund | 6/20/2023 | 153.27 |
| Shauna Kane | Employee Mileage Expense | Circuit Clerk | General Fund | 6/20/2023 | 62.23 |
| Kelly A. Lisner | Employee Mileage Expense | Circuit Clerk | General Fund | 6/20/2023 | 101.53 |
| Rebecca Lynch | Employee Mileage Expense | Circuit Clerk | General Fund | 6/20/2023 | 20.96 |
| Shirley L. Moline | Employee Mileage Expense | Circuit Clerk | General Fund | 6/20/2023 | 22.27 |
| Benjamin Adam Petschke | Employee Mileage Expense | Circuit Clerk | General Fund | 6/20/2023 | 27.51 |
| Johnathan M. Pickering | Employee Mileage Expense | Circuit Clerk | General Fund | 6/20/2023 | 15.72 |
| Kelsey Spriet | Employee Mileage Expense | Circuit Clerk | General Fund | 6/20/2023 | 144.10 |
| Paige V. Summerhill | Employee Mileage Expense | Circuit Clerk | General Fund | 6/20/2023 | 17.03 |
| Margaret Wlodek | Employee Mileage Expense | Circuit Clerk | General Fund | 6/20/2023 | 220.08 |
| Curtis Spivey dba Good Morning Aurora | Contractual/Consulting Services | State's Attorney | General Fund | 6/5/2023 | 40.00 |
| Curtis Spivey dba Good Morning Aurora | Contractual/Consulting Services | State's Attorney | General Fund | 6/5/2023 | 40.00 |
| Curtis Spivey dba Good Morning Aurora | Contractual/Consulting Services | State's Attorney | General Fund | 6/5/2023 | 40.00 |
| Dan Shomon Inc. | Contractual/Consulting Services | State's Attorney | General Fund | 6/20/2023 | 10,000.00 |
| | | State's Attorney | General Fund | 6/5/2023 | 68.76 |
| | | State's Attorney | General Fund | 6/5/2023 | 73.20 |
| | | State's Attorney | General Fund | 6/5/2023 | 72.12 |
| | | State's Attorney | General Fund | 6/20/2023 | 450.00 |
| | | State's Attorney | General Fund | 6/20/2023 | 936.60 |
| | | State's Attorney | General Fund | 6/20/2023 | 111.20 |
| MaryJo D'Avola | Court Reporter Costs | State's Attorney | General Fund | 6/5/2023 | 16.00 |
| Jeanine Fassnacht | Court Reporter Costs | State's Attorney | General Fund | 6/5/2023 | 1,140.00 |
| Kobald Reporting Inc | Court Reporter Costs | State's Attorney | General Fund | 6/5/2023 | 40.00 |
| Theresa (Terri) Wells | Court Reporter Costs | State's Attorney | General Fund | 6/5/2023 | 896.00 |
| Barbara A Johnston | Court Reporter Costs | State's Attorney | General Fund | 6/20/2023 | 1,152.00 |
| MaryJo D'Avola | Court Reporter Costs | State's Attorney | General Fund | 6/20/2023 | 376.00 |
| Meagan Carroll | Court Reporter Costs | State's Attorney | General Fund | 6/20/2023 | 1,024.00 |
| Chicago Office Technology Group (COTG) | Repairs and Maint- Copiers | State's Attorney | General Fund | 6/5/2023 | 17.19 |
| Impact Networking, LLC | Repairs and Maint- Copiers | State's Attorney | General Fund | 6/5/2023 | 913.00 |
| Impact Networking, LLC | Repairs and Maint- Copiers | State's Attorney | General Fund | 6/5/2023 | 1,306.37 |
| Gordon Flesch Company Inc | Repairs and Maint- Copiers | State's Attorney | General Fund | 6/20/2023 | 0.54 |
| Petty Cash-State's Attorney | Repairs and Maint- Vehicles | State's Attorney | General Fund | 6/20/2023 | 151.00 |
| Illinois States Attorneys Association | Conferences and Meetings | State's Attorney | General Fund | 6/5/2023 | 412.50 |
| Just In Time Coffee LLC | Conferences and Meetings | State's Attorney | General Fund | 6/20/2023 | 83.00 |
| Just In Time Coffee LLC | Conferences and Meetings | State's Attorney | General Fund | 6/20/2023 | 67.00 |
| Petty Cash-State's Attorney | Conferences and Meetings | State's Attorney | General Fund | 6/20/2023 | 280.00 |
| Brandon Raney | Conferences and Meetings | State's Attorney | General Fund | 6/20/2023 | 208.00 |
| Matthew Rodgers | Conferences and Meetings | State's Attorney | General Fund | 6/20/2023 | 48.00 |
| Ken Hudson | Conferences and Meetings | State's Attorney | General Fund | 6/20/2023 | 268.08 |
| Petty Cash-State's Attorney | Employee Training | State's Attorney | General Fund | 6/20/2023 | 590.00 |
| Illinois State Bar Association | General Association Dues | State's Attorney | General Fund | 6/5/2023 | 190.00 |
| The Tree House Inc | Office Supplies | State's Attorney | General Fund | 6/20/2023 | 2,480.25 |
| Warehouse Direct, Inc. | Office Supplies | State's Attorney | General Fund | 6/20/2023 | 405.60 |
| Warehouse Direct, Inc. | Office Supplies | State's Attorney | General Fund | 6/20/2023 | 536.30 |
| Warehouse Direct, Inc. | Office Supplies | State's Attorney | General Fund | 6/20/2023 | 251.48 |
| Warehouse Direct, Inc. | Office Supplies | State's Attorney | General Fund | 6/20/2023 | 55.44 |
| Accurate Document Destruction Inc (GROOT) | Operating Supplies | State's Attorney | General Fund | 6/20/2023 | 345.00 |
| Century Springs/Ove Water Services | Operating Supplies | State's Attorney | General Fund | 6/20/2023 | 276.57 |
| Eagle Engraving Inc | Operating Supplies | State's Attorney | General Fund | 6/20/2023 | 1,825.90 |
| Petty Cash-State's Attorney | Operating Supplies | State's Attorney | General Fund | 6/20/2023 | 120.00 |
| Ray O'Herron Co., Inc. | Operating Supplies | State's Attorney | General Fund | 6/20/2023 | 1,434.84 |
| Ray O'Herron Co., Inc. | Operating Supplies | State's Attorney | General Fund | 6/20/2023 | (8.90) |
| Thomson Reuters GRC Inc. (West Government) | Books and Subscriptions | State's Attorney | General Fund | 6/20/2023 | 1,401.29 |
| Thomson Reuters GRC Inc. (West Government) | Books and Subscriptions | State's Attorney | General Fund | 6/20/2023 | 4,002.54 |
| Thomson Reuters GRC Inc. (West Government) | Books and Subscriptions | State's Attorney | General Fund | 6/20/2023 | 2,676.65 |
| WEX BANK | Fuel- Vehicles | State's Attorney | General Fund | 6/20/2023 | 1,027.83 |
| Enterprise FM Trust | Contractual/Consulting Services | State's Attorney | General Fund | 6/5/2023 | 3,132.34 |
| Matthew Rodgers | Employee Mileage Expense | State's Attorney | General Fund | 6/20/2023 | 220.08 |
| Century Springs/Ove Water Services | Operating Supplies | State's Attorney | General Fund | 6/20/2023 | 13.57 |

| | | | | | |
|--|----------------------------------|------------------|--------------|-----------|----------|
| WEX BANK | Fuel- Vehicles | State's Attorney | General Fund | 6/20/2023 | 44.71 |
| Alexandra Miller | Employee Training | State's Attorney | General Fund | 6/5/2023 | 800.00 |
| Macon Stewart | Employee Training | State's Attorney | General Fund | 6/5/2023 | 800.00 |
| Kane County Regional Office of Education | Employee Training | State's Attorney | General Fund | 6/20/2023 | 30.00 |
| Aida P. Palma Carpio | Employee Training | State's Attorney | General Fund | 6/20/2023 | 225.00 |
| | | Public Defender | General Fund | 6/5/2023 | 23.75 |
| | | Public Defender | General Fund | 6/5/2023 | 36.00 |
| | | Public Defender | General Fund | 6/5/2023 | 76.00 |
| | | Public Defender | General Fund | 6/5/2023 | 11.57 |
| Toshiba America Business Solutions Inc | Repairs and Maint- Copiers | Public Defender | General Fund | 6/20/2023 | 26.78 |
| Tracie N. Fahnestock | Employee Mileage Expense | Public Defender | General Fund | 6/5/2023 | 231.89 |
| CHRISTINE E STAHL | Employee Mileage Expense | Public Defender | General Fund | 6/20/2023 | 326.90 |
| Kane County Bar Assn | Attorney Association Dues | Public Defender | General Fund | 6/20/2023 | 140.00 |
| Verizon Wireless | Miscellaneous Contractual Exp | Public Defender | General Fund | 6/5/2023 | 170.15 |
| Brenda Willett | Miscellaneous Contractual Exp | Public Defender | General Fund | 6/20/2023 | 300.00 |
| Century Springs/Ove Water Services | Office Supplies | Public Defender | General Fund | 6/20/2023 | 9.28 |
| Century Springs/Ove Water Services | Office Supplies | Public Defender | General Fund | 6/20/2023 | 84.21 |
| Warehouse Direct, Inc. | Office Supplies | Public Defender | General Fund | 6/20/2023 | 119.84 |
| Brenda Willett | Office Supplies | Public Defender | General Fund | 6/20/2023 | 32.99 |
| Thomson Reuters GRC Inc. (West Government) | Books and Subscriptions | Public Defender | General Fund | 6/20/2023 | 249.98 |
| Thomson Reuters GRC Inc. (West Government) | Books and Subscriptions | Public Defender | General Fund | 6/20/2023 | 4,557.75 |
| IL Department of Innovation & Technology (CMS) | Contractual/Consulting Services | Sheriff | General Fund | 6/20/2023 | 942.40 |
| Motorola Solutions Inc | Contractual/Consulting Services | Sheriff | General Fund | 6/20/2023 | 8,341.00 |
| COPS Testing Service Inc | Medical/Dental/Hospital Services | Sheriff | General Fund | 6/5/2023 | 450.00 |
| COPS Testing Service Inc | Medical/Dental/Hospital Services | Sheriff | General Fund | 6/20/2023 | 450.00 |
| Wagner Investigative Polygraph Service | Medical/Dental/Hospital Services | Sheriff | General Fund | 6/20/2023 | 200.00 |
| Petty Cash-Sheriff | Extradition Costs | Sheriff | General Fund | 6/5/2023 | 128.00 |
| Petty Cash-Sheriff | Extradition Costs | Sheriff | General Fund | 6/5/2023 | 128.00 |
| Impact Networking, LLC | Repairs and Maint- Copiers | Sheriff | General Fund | 6/5/2023 | 48.40 |
| Impact Networking, LLC | Repairs and Maint- Copiers | Sheriff | General Fund | 6/5/2023 | 254.66 |
| Southern Computer Warehouse (SCW) | Repairs and Maint- Copiers | Sheriff | General Fund | 6/5/2023 | 911.09 |
| The Tree House Inc | Repairs and Maint- Copiers | Sheriff | General Fund | 6/20/2023 | 7,201.03 |
| Toshiba America Business Solutions Inc | Repairs and Maint- Copiers | Sheriff | General Fund | 6/20/2023 | 39.22 |
| Toshiba America Business Solutions Inc | Repairs and Maint- Copiers | Sheriff | General Fund | 6/20/2023 | 276.90 |
| Havlicek Geneva Ace Hardware LLC | Repairs and Maint- Vehicles | Sheriff | General Fund | 6/5/2023 | 8.97 |
| Cintas Corporation | Repairs and Maint- Vehicles | Sheriff | General Fund | 6/5/2023 | 60.66 |
| Strypes Plus More, Inc. | Repairs and Maint- Vehicles | Sheriff | General Fund | 6/5/2023 | 350.00 |
| Chicago Parts and Sound, LLC | Repairs and Maint- Vehicles | Sheriff | General Fund | 6/5/2023 | 209.50 |
| Elburn NAPA Inc (North Aurora) | Repairs and Maint- Vehicles | Sheriff | General Fund | 6/5/2023 | 47.71 |
| Elburn NAPA Inc (North Aurora) | Repairs and Maint- Vehicles | Sheriff | General Fund | 6/5/2023 | 106.43 |
| Elburn NAPA Inc (North Aurora) | Repairs and Maint- Vehicles | Sheriff | General Fund | 6/5/2023 | 286.60 |
| APC Stores, Inc (Bumper to Bumper) | Repairs and Maint- Vehicles | Sheriff | General Fund | 6/5/2023 | 79.78 |
| APC Stores, Inc (Bumper to Bumper) | Repairs and Maint- Vehicles | Sheriff | General Fund | 6/5/2023 | 43.58 |
| APC Stores, Inc (Bumper to Bumper) | Repairs and Maint- Vehicles | Sheriff | General Fund | 6/5/2023 | (21.59) |
| APC Stores, Inc (Bumper to Bumper) | Repairs and Maint- Vehicles | Sheriff | General Fund | 6/5/2023 | 204.45 |
| APC Stores, Inc (Bumper to Bumper) | Repairs and Maint- Vehicles | Sheriff | General Fund | 6/5/2023 | 168.98 |
| APC Stores, Inc (Bumper to Bumper) | Repairs and Maint- Vehicles | Sheriff | General Fund | 6/5/2023 | 169.99 |
| Hollywood Tools, LLC | Repairs and Maint- Vehicles | Sheriff | General Fund | 6/5/2023 | 65.00 |
| Priority Products, Inc. | Repairs and Maint- Vehicles | Sheriff | General Fund | 6/20/2023 | 7.90 |
| APC Stores, Inc (Bumper to Bumper) | Repairs and Maint- Vehicles | Sheriff | General Fund | 6/20/2023 | 21.98 |
| APC Stores, Inc (Bumper to Bumper) | Repairs and Maint- Vehicles | Sheriff | General Fund | 6/20/2023 | 340.60 |
| APC Stores, Inc (Bumper to Bumper) | Repairs and Maint- Vehicles | Sheriff | General Fund | 6/20/2023 | 56.97 |
| APC Stores, Inc (Bumper to Bumper) | Repairs and Maint- Vehicles | Sheriff | General Fund | 6/20/2023 | 438.01 |
| APC Stores, Inc (Bumper to Bumper) | Repairs and Maint- Vehicles | Sheriff | General Fund | 6/20/2023 | 24.97 |
| APC Stores, Inc (Bumper to Bumper) | Repairs and Maint- Vehicles | Sheriff | General Fund | 6/20/2023 | 24.99 |
| APC Stores, Inc (Bumper to Bumper) | Repairs and Maint- Vehicles | Sheriff | General Fund | 6/20/2023 | 30.18 |
| APC Stores, Inc (Bumper to Bumper) | Repairs and Maint- Vehicles | Sheriff | General Fund | 6/20/2023 | 417.78 |
| Battery Service Corporation | Repairs and Maint- Vehicles | Sheriff | General Fund | 6/20/2023 | 490.85 |
| Bob Jass Chevrolet, Inc. | Repairs and Maint- Vehicles | Sheriff | General Fund | 6/20/2023 | 60.34 |
| Bob Jass Chevrolet, Inc. | Repairs and Maint- Vehicles | Sheriff | General Fund | 6/20/2023 | 43.22 |
| Bob Jass Chevrolet, Inc. | Repairs and Maint- Vehicles | Sheriff | General Fund | 6/20/2023 | 432.39 |
| Bob Jass Chevrolet, Inc. | Repairs and Maint- Vehicles | Sheriff | General Fund | 6/20/2023 | 52.22 |

| | | | | | |
|---|----------------------------------|---------|--------------|-----------|-----------|
| Elburn NAPA Inc (North Aurora) | Repairs and Maint- Vehicles | Sheriff | General Fund | 6/20/2023 | 2,291.94 |
| Elburn NAPA Inc (North Aurora) | Repairs and Maint- Vehicles | Sheriff | General Fund | 6/20/2023 | 128.17 |
| Elburn NAPA Inc (North Aurora) | Repairs and Maint- Vehicles | Sheriff | General Fund | 6/20/2023 | 116.14 |
| Elburn NAPA Inc (North Aurora) | Repairs and Maint- Vehicles | Sheriff | General Fund | 6/20/2023 | 88.26 |
| Elburn NAPA Inc (North Aurora) | Repairs and Maint- Vehicles | Sheriff | General Fund | 6/20/2023 | 157.68 |
| Elburn NAPA Inc (North Aurora) | Repairs and Maint- Vehicles | Sheriff | General Fund | 6/20/2023 | 918.75 |
| Elburn NAPA Inc (North Aurora) | Repairs and Maint- Vehicles | Sheriff | General Fund | 6/20/2023 | 17.83 |
| Elburn Radiator Repair | Repairs and Maint- Vehicles | Sheriff | General Fund | 6/20/2023 | 1,500.00 |
| Chicago Parts and Sound, LLC | Repairs and Maint- Vehicles | Sheriff | General Fund | 6/20/2023 | 155.45 |
| Chicago Parts and Sound, LLC | Repairs and Maint- Vehicles | Sheriff | General Fund | 6/20/2023 | 166.75 |
| Chicago Parts and Sound, LLC | Repairs and Maint- Vehicles | Sheriff | General Fund | 6/20/2023 | 543.95 |
| Via Carlita, LLC dba Hawk Ford of St. Charles | Repairs and Maint- Vehicles | Sheriff | General Fund | 6/20/2023 | 143.75 |
| Via Carlita, LLC dba Hawk Ford of St. Charles | Repairs and Maint- Vehicles | Sheriff | General Fund | 6/20/2023 | 428.53 |
| Via Carlita, LLC dba Hawk Ford of St. Charles | Repairs and Maint- Vehicles | Sheriff | General Fund | 6/20/2023 | 28.15 |
| Via Carlita, LLC dba Hawk Ford of St. Charles | Repairs and Maint- Vehicles | Sheriff | General Fund | 6/20/2023 | 19.13 |
| Via Carlita, LLC dba Hawk Ford of St. Charles | Repairs and Maint- Vehicles | Sheriff | General Fund | 6/20/2023 | 231.96 |
| Via Carlita, LLC dba Hawk Ford of St. Charles | Repairs and Maint- Vehicles | Sheriff | General Fund | 6/20/2023 | 33.26 |
| Via Carlita, LLC dba Hawk Ford of St. Charles | Repairs and Maint- Vehicles | Sheriff | General Fund | 6/20/2023 | 846.54 |
| Weldstar Company | Repairs and Maint- Vehicles | Sheriff | General Fund | 6/20/2023 | 18.00 |
| Cintas Corporation | Repairs and Maint- Vehicles | Sheriff | General Fund | 6/20/2023 | 69.48 |
| Cintas Corporation | Repairs and Maint- Vehicles | Sheriff | General Fund | 6/20/2023 | 60.66 |
| Cintas Corporation | Repairs and Maint- Vehicles | Sheriff | General Fund | 6/20/2023 | 60.66 |
| Havlicek Geneva Ace Hardware LLC | Repairs and Maint- Vehicles | Sheriff | General Fund | 6/20/2023 | 35.04 |
| Airgas North Central, Inc. | Repairs and Maint- Vehicles | Sheriff | General Fund | 6/20/2023 | 129.12 |
| North East Multi-Regional Training Inc | Employee Training | Sheriff | General Fund | 6/5/2023 | 250.00 |
| North East Multi-Regional Training Inc | Employee Training | Sheriff | General Fund | 6/5/2023 | 255.00 |
| Petty Cash-Sheriff | Employee Training | Sheriff | General Fund | 6/5/2023 | 370.00 |
| Petty Cash-Sheriff | Employee Training | Sheriff | General Fund | 6/20/2023 | 166.00 |
| North East Multi-Regional Training Inc | Employee Training | Sheriff | General Fund | 6/20/2023 | 175.00 |
| North East Multi-Regional Training Inc | Employee Training | Sheriff | General Fund | 6/20/2023 | 400.00 |
| North East Multi-Regional Training Inc | Employee Training | Sheriff | General Fund | 6/20/2023 | 300.00 |
| Valley Lock Company Inc | Operating Supplies | Sheriff | General Fund | 6/5/2023 | 58.85 |
| Advocate Sherman Hospital | Operating Supplies | Sheriff | General Fund | 6/20/2023 | 400.00 |
| Fox Valley Park District | Operating Supplies | Sheriff | General Fund | 6/20/2023 | 1,500.00 |
| Petty Cash-Sheriff | Operating Supplies | Sheriff | General Fund | 6/20/2023 | 814.00 |
| Petty Cash-Sheriff | S.W.A.T. Supplies | Sheriff | General Fund | 6/5/2023 | 80.00 |
| Ray O'Herron Co., Inc. | Uniform Supplies | Sheriff | General Fund | 6/5/2023 | 12.00 |
| Ray O'Herron Co., Inc. | Uniform Supplies | Sheriff | General Fund | 6/5/2023 | 909.79 |
| Ray O'Herron Co., Inc. | Uniform Supplies | Sheriff | General Fund | 6/5/2023 | 35.00 |
| Ray O'Herron Co., Inc. | Uniform Supplies | Sheriff | General Fund | 6/5/2023 | 910.28 |
| Ray O'Herron Co., Inc. | Uniform Supplies | Sheriff | General Fund | 6/5/2023 | 909.79 |
| Ray O'Herron Co., Inc. | Uniform Supplies | Sheriff | General Fund | 6/5/2023 | 403.15 |
| Ray O'Herron Co., Inc. | Uniform Supplies | Sheriff | General Fund | 6/20/2023 | 153.08 |
| Ray O'Herron Co., Inc. | Uniform Supplies | Sheriff | General Fund | 6/20/2023 | 7.64 |
| Ray O'Herron Co., Inc. | Uniform Supplies | Sheriff | General Fund | 6/20/2023 | 545.83 |
| Petty Cash-Sheriff | Weapons and Ammunition | Sheriff | General Fund | 6/20/2023 | 2,340.00 |
| WEX BANK | Fuel- Vehicles | Sheriff | General Fund | 6/5/2023 | 29,135.66 |
| WEX BANK | Fuel- Vehicles | Sheriff | General Fund | 6/5/2023 | 24,666.31 |
| Al Warren Oil Company, Inc. | Fuel- Vehicles | Sheriff | General Fund | 6/5/2023 | 6,353.25 |
| Al Warren Oil Company, Inc. | Fuel- Vehicles | Sheriff | General Fund | 6/20/2023 | 7,473.24 |
| PetroChoice Holdings Inc | Fuel- Vehicles | Sheriff | General Fund | 6/20/2023 | 4,389.41 |
| WEX BANK | Fuel- Vehicles | Sheriff | General Fund | 6/20/2023 | 33,844.20 |
| Lighthouse Recovery, Inc. | Medical/Dental/Hospital Services | Sheriff | General Fund | 6/20/2023 | 25,000.00 |
| Accurate Document Destruction Inc (GROOT) | Disposal and Water Softener Srvs | Sheriff | General Fund | 6/20/2023 | 324.00 |
| Waste Management of Illinois - West | Disposal and Water Softener Srvs | Sheriff | General Fund | 6/20/2023 | 325.00 |
| Waste Management of Illinois - West | Disposal and Water Softener Srvs | Sheriff | General Fund | 6/20/2023 | 325.00 |
| Waste Management of Illinois - West | Disposal and Water Softener Srvs | Sheriff | General Fund | 6/20/2023 | 325.00 |
| Waste Management of Illinois - West | Disposal and Water Softener Srvs | Sheriff | General Fund | 6/20/2023 | 663.85 |
| Waste Management of Illinois - West | Disposal and Water Softener Srvs | Sheriff | General Fund | 6/20/2023 | 1,508.50 |
| Waste Management of Illinois - West | Disposal and Water Softener Srvs | Sheriff | General Fund | 6/20/2023 | 1,008.50 |
| Waste Management of Illinois - West | Disposal and Water Softener Srvs | Sheriff | General Fund | 6/20/2023 | 1,008.50 |
| Toshiba America Business Solutions Inc | Repairs and Maint- Comm Equip | Sheriff | General Fund | 6/20/2023 | 248.59 |

| | | | | | |
|--|---|---------|--------------|-----------|-----------|
| North East Multi-Regional Training Inc | Employee Training | Sheriff | General Fund | 6/5/2023 | 255.00 |
| Petty Cash-Sheriff | Employee Training | Sheriff | General Fund | 6/5/2023 | 256.00 |
| Petty Cash-Sheriff | Employee Training | Sheriff | General Fund | 6/5/2023 | 256.00 |
| Petty Cash-Sheriff | Employee Training | Sheriff | General Fund | 6/5/2023 | 256.00 |
| Petty Cash-Sheriff | Employee Training | Sheriff | General Fund | 6/20/2023 | 80.00 |
| North East Multi-Regional Training Inc | Employee Training | Sheriff | General Fund | 6/20/2023 | 255.00 |
| Cintas Corporation | Operating Supplies | Sheriff | General Fund | 6/5/2023 | 71.01 |
| Cintas Corporation | Operating Supplies | Sheriff | General Fund | 6/5/2023 | 71.01 |
| Cintas Corporation | Operating Supplies | Sheriff | General Fund | 6/5/2023 | 71.01 |
| Insight Public Sector Inc | Operating Supplies | Sheriff | General Fund | 6/5/2023 | 288.00 |
| Petty Cash-Sheriff | Operating Supplies | Sheriff | General Fund | 6/5/2023 | 6,774.00 |
| Warehouse Direct, Inc. | Operating Supplies | Sheriff | General Fund | 6/5/2023 | 197.31 |
| Warehouse Direct, Inc. | Operating Supplies | Sheriff | General Fund | 6/5/2023 | 78.06 |
| Warehouse Direct, Inc. | Operating Supplies | Sheriff | General Fund | 6/5/2023 | 275.37 |
| Warehouse Direct, Inc. | Operating Supplies | Sheriff | General Fund | 6/5/2023 | 275.37 |
| Valdes LLC | Operating Supplies | Sheriff | General Fund | 6/5/2023 | 999.25 |
| Valdes LLC | Operating Supplies | Sheriff | General Fund | 6/5/2023 | 999.25 |
| Valdes LLC | Operating Supplies | Sheriff | General Fund | 6/20/2023 | 999.25 |
| Valdes LLC | Operating Supplies | Sheriff | General Fund | 6/20/2023 | 999.25 |
| Valdes LLC | Operating Supplies | Sheriff | General Fund | 6/20/2023 | 999.25 |
| Warehouse Direct, Inc. | Operating Supplies | Sheriff | General Fund | 6/20/2023 | 275.37 |
| Warehouse Direct, Inc. | Operating Supplies | Sheriff | General Fund | 6/20/2023 | 275.37 |
| Petty Cash-Sheriff | Operating Supplies | Sheriff | General Fund | 6/20/2023 | 12,000.00 |
| RELX Inc. dba LexisNexis | Operating Supplies | Sheriff | General Fund | 6/20/2023 | 7,920.00 |
| OnTime Telecom, Inc. dba DialMyCalls | Operating Supplies | Sheriff | General Fund | 6/20/2023 | 35.85 |
| Cintas Corporation | Operating Supplies | Sheriff | General Fund | 6/20/2023 | 71.01 |
| Cintas Corporation | Operating Supplies | Sheriff | General Fund | 6/20/2023 | 71.01 |
| Cintas Corporation | Operating Supplies | Sheriff | General Fund | 6/20/2023 | 71.01 |
| Ray O'Herron Co., Inc. | Uniform Supplies | Sheriff | General Fund | 6/5/2023 | 170.48 |
| Ray O'Herron Co., Inc. | Uniform Supplies | Sheriff | General Fund | 6/5/2023 | 178.03 |
| Ray O'Herron Co., Inc. | Uniform Supplies | Sheriff | General Fund | 6/5/2023 | 248.91 |
| Ray O'Herron Co., Inc. | Uniform Supplies | Sheriff | General Fund | 6/20/2023 | 28.54 |
| Axon Enterprise, Inc. | Weapons and Ammunition | Sheriff | General Fund | 6/20/2023 | 4,165.00 |
| Axon Enterprise, Inc. | Weapons and Ammunition | Sheriff | General Fund | 6/20/2023 | 8,850.00 |
| Aramark Services, Inc. | Food | Sheriff | General Fund | 6/5/2023 | 1,526.86 |
| Aramark Services, Inc. | Food | Sheriff | General Fund | 6/5/2023 | 13,774.44 |
| Aramark Services, Inc. | Food | Sheriff | General Fund | 6/5/2023 | 13,783.99 |
| Petty Cash-Sheriff | Food | Sheriff | General Fund | 6/5/2023 | 14.00 |
| Petty Cash-Sheriff | Food | Sheriff | General Fund | 6/5/2023 | 14.00 |
| Porfirio Roman Ramirez | Food | Sheriff | General Fund | 6/5/2023 | 1,600.00 |
| Porfirio Roman Ramirez | Food | Sheriff | General Fund | 6/20/2023 | 1,560.00 |
| Petty Cash-Sheriff | Food | Sheriff | General Fund | 6/20/2023 | 26.77 |
| Aramark Services, Inc. | Food | Sheriff | General Fund | 6/20/2023 | 13,455.70 |
| Aramark Services, Inc. | Food | Sheriff | General Fund | 6/20/2023 | 13,405.31 |
| Aramark Services, Inc. | Food | Sheriff | General Fund | 6/20/2023 | 13,169.77 |
| BI, Inc. | Food | Sheriff | General Fund | 6/20/2023 | 6,333.45 |
| Century Springs/Ove Water Services | Food | Sheriff | General Fund | 6/20/2023 | 153.16 |
| Century Springs/Ove Water Services | Food | Sheriff | General Fund | 6/20/2023 | 109.95 |
| Century Springs/Ove Water Services | Food | Sheriff | General Fund | 6/20/2023 | 17.86 |
| Century Springs/Ove Water Services | Food | Sheriff | General Fund | 6/20/2023 | 19.86 |
| Century Springs/Ove Water Services | Food | Sheriff | General Fund | 6/20/2023 | 48.30 |
| Aramark Services, Inc. | Public Health Commodities - Coronavirus | Sheriff | General Fund | 6/5/2023 | 17.10 |
| Aramark Services, Inc. | Public Health Commodities - Coronavirus | Sheriff | General Fund | 6/5/2023 | 14.04 |
| Aramark Services, Inc. | Public Health Commodities - Coronavirus | Sheriff | General Fund | 6/20/2023 | 12.96 |
| Aramark Services, Inc. | Public Health Commodities - Coronavirus | Sheriff | General Fund | 6/20/2023 | 22.14 |
| Aramark Services, Inc. | Public Health Commodities - Coronavirus | Sheriff | General Fund | 6/20/2023 | 15.12 |
| Johnson Controls Security Solutions (Tyco) | Contractual/Consulting Services | Sheriff | General Fund | 6/5/2023 | 423.89 |
| Petty Cash-Sheriff | Employee Training | Sheriff | General Fund | 6/5/2023 | 64.00 |
| Petty Cash-Sheriff | Employee Training | Sheriff | General Fund | 6/5/2023 | 80.00 |
| North East Multi-Regional Training Inc | Employee Training | Sheriff | General Fund | 6/20/2023 | 255.00 |
| Century Springs/Ove Water Services | Operating Supplies | Sheriff | General Fund | 6/20/2023 | 20.85 |
| Century Springs/Ove Water Services | Operating Supplies | Sheriff | General Fund | 6/20/2023 | 13.57 |

| | | | | | |
|---|----------------------------------|------------------|--------------|-----------|-----------|
| Valley Lock Company Inc | Operating Supplies | Sheriff | General Fund | 6/20/2023 | 1,944.00 |
| Warehouse Direct, Inc. | Operating Supplies | Sheriff | General Fund | 6/20/2023 | 148.20 |
| Ray O'Herron Co., Inc. | Uniform Supplies | Sheriff | General Fund | 6/5/2023 | 272.72 |
| Ray O'Herron Co., Inc. | Uniform Supplies | Sheriff | General Fund | 6/5/2023 | 582.06 |
| Ray O'Herron Co., Inc. | Uniform Supplies | Sheriff | General Fund | 6/5/2023 | 15.29 |
| Ray O'Herron Co., Inc. | Uniform Supplies | Sheriff | General Fund | 6/5/2023 | 564.89 |
| Ray O'Herron Co., Inc. | Uniform Supplies | Sheriff | General Fund | 6/5/2023 | 106.84 |
| Ray O'Herron Co., Inc. | Uniform Supplies | Sheriff | General Fund | 6/5/2023 | 383.10 |
| J.G. Uniforms, Inc. | Uniform Supplies | Sheriff | General Fund | 6/5/2023 | 725.00 |
| J.G. Uniforms, Inc. | Uniform Supplies | Sheriff | General Fund | 6/5/2023 | 910.00 |
| J.G. Uniforms, Inc. | Uniform Supplies | Sheriff | General Fund | 6/20/2023 | 935.49 |
| Ray O'Herron Co., Inc. | Uniform Supplies | Sheriff | General Fund | 6/20/2023 | 95.18 |
| Ray O'Herron Co., Inc. | Uniform Supplies | Sheriff | General Fund | 6/20/2023 | 179.87 |
| PETER J BURGERT | Employee Mileage Expense | Merit Commission | General Fund | 6/5/2023 | 262.00 |
| Resource Management Associates | Entrance/Promotional Testing | Merit Commission | General Fund | 6/5/2023 | 1,392.00 |
| Kyle Grenfell | Conferences and Meetings | Court Services | General Fund | 6/5/2023 | 91.95 |
| Kyle Grenfell | Employee Mileage Expense | Court Services | General Fund | 6/5/2023 | 26.20 |
| Ruth E Gilles | Postage | Court Services | General Fund | 6/5/2023 | 69.27 |
| Peterson Cleaning, Inc. (PCI Services, Inc.) | Janitorial Services | Court Services | General Fund | 6/20/2023 | 538.25 |
| Toshiba America Business Solutions Inc | Repairs and Maint- Copiers | Court Services | General Fund | 6/5/2023 | 37.59 |
| Motorola Solutions Inc | Repairs and Maint- Comm Equip | Court Services | General Fund | 6/20/2023 | 285.00 |
| 105 Grove LLC | Building Space Rental | Court Services | General Fund | 6/5/2023 | 2,779.62 |
| Julie Cho-Valldejuli | Conferences and Meetings | Court Services | General Fund | 6/5/2023 | 95.54 |
| DANIEL P GATES | Conferences and Meetings | Court Services | General Fund | 6/5/2023 | 102.29 |
| Myra Hernandez | Employee Training | Court Services | General Fund | 6/5/2023 | 46.88 |
| Stephen Sells | Employee Training | Court Services | General Fund | 6/5/2023 | 72.37 |
| Stephen Sells | Employee Mileage Expense | Court Services | General Fund | 6/5/2023 | 42.60 |
| Century Springs/Ove Water Services | Miscellaneous Contractual Exp | Court Services | General Fund | 6/20/2023 | 127.11 |
| Century Springs/Ove Water Services | Miscellaneous Contractual Exp | Court Services | General Fund | 6/20/2023 | 43.60 |
| Emily Saylor | Office Supplies | Court Services | General Fund | 6/5/2023 | 39.99 |
| Warehouse Direct, Inc. | Office Supplies | Court Services | General Fund | 6/5/2023 | 163.63 |
| Warehouse Direct, Inc. | Office Supplies | Court Services | General Fund | 6/20/2023 | 23.26 |
| Warehouse Direct, Inc. | Office Supplies | Court Services | General Fund | 6/20/2023 | 12.19 |
| Midwest Awards Corporation | Operating Supplies | Court Services | General Fund | 6/20/2023 | 139.50 |
| The Tree House Inc | Computer Related Supplies | Court Services | General Fund | 6/5/2023 | 621.00 |
| The Tree House Inc | Computer Related Supplies | Court Services | General Fund | 6/20/2023 | 549.95 |
| WEX BANK | Fuel- Vehicles | Court Services | General Fund | 6/20/2023 | 759.20 |
| Nancy Bagley | Psychological/Psychiatric Srvs | Court Services | General Fund | 6/5/2023 | 500.00 |
| Ecker Center for Mental Health | Psychological/Psychiatric Srvs | Court Services | General Fund | 6/20/2023 | 2,500.00 |
| Redwood Toxicology Inc. | Lab Services | Court Services | General Fund | 6/5/2023 | 1,431.45 |
| Peterson Cleaning, Inc. (PCI Services, Inc.) | Janitorial Services | Court Services | General Fund | 6/20/2023 | 361.00 |
| Toshiba America Business Solutions Inc | Repairs and Maint- Copiers | Court Services | General Fund | 6/5/2023 | 8.30 |
| 105 Grove LLC | Building Space Rental | Court Services | General Fund | 6/5/2023 | 2,779.62 |
| SC Auto Inc DBA Midas Auto Service | Repairs and Maint- Vehicles | Court Services | General Fund | 6/5/2023 | 436.70 |
| Lydia Johnson | Conferences and Meetings | Court Services | General Fund | 6/5/2023 | 307.70 |
| Skylar Sturdevant | Employee Mileage Expense | Court Services | General Fund | 6/20/2023 | 21.62 |
| Century Springs/Ove Water Services | Miscellaneous Contractual Exp | Court Services | General Fund | 6/20/2023 | 43.60 |
| Warehouse Direct, Inc. | Office Supplies | Court Services | General Fund | 6/5/2023 | 49.99 |
| Midwest Awards Corporation | Operating Supplies | Court Services | General Fund | 6/20/2023 | 27.90 |
| The Tree House Inc | Computer Related Supplies | Court Services | General Fund | 6/5/2023 | 2,044.10 |
| WEX BANK | Fuel- Vehicles | Court Services | General Fund | 6/20/2023 | 143.53 |
| Family Counseling Services of Aurora | Psychological/Psychiatric Srvs | Court Services | General Fund | 6/5/2023 | 825.00 |
| Family Counseling Services of Aurora | Psychological/Psychiatric Srvs | Court Services | General Fund | 6/20/2023 | 4,283.34 |
| Family Counseling Services of Aurora | Psychological/Psychiatric Srvs | Court Services | General Fund | 6/20/2023 | 825.00 |
| Advanced Correctional Healthcare, Inc. | Medical/Dental/Hospital Services | Court Services | General Fund | 6/20/2023 | 36,432.78 |
| Advanced Correctional Healthcare, Inc. | Medical/Dental/Hospital Services | Court Services | General Fund | 6/20/2023 | (587.62) |
| Symphony Diagnostic Svcs No. 1 dba MobilexUSA | Medical/Dental/Hospital Services | Court Services | General Fund | 6/20/2023 | 448.00 |
| Charm-Tex | Juvenile Board and Care | Court Services | General Fund | 6/5/2023 | 94.90 |
| Charm-Tex | Juvenile Board and Care | Court Services | General Fund | 6/5/2023 | 247.60 |
| Charm-Tex | Juvenile Board and Care | Court Services | General Fund | 6/5/2023 | 199.50 |
| Charm-Tex | Juvenile Board and Care | Court Services | General Fund | 6/20/2023 | 206.70 |
| Charm-Tex | Juvenile Board and Care | Court Services | General Fund | 6/20/2023 | 841.40 |

| | | | | | |
|---|---------------------------------|----------------|--------------|-----------|-----------|
| Charm-Tex | Juvenile Board and Care | Court Services | General Fund | 6/20/2023 | 179.70 |
| Redwood Toxicology Inc. | Lab Services | Court Services | General Fund | 6/5/2023 | 46.35 |
| Shamika B. Gould | Conferences and Meetings | Court Services | General Fund | 6/5/2023 | 75.53 |
| Durin Caplan | Conferences and Meetings | Court Services | General Fund | 6/20/2023 | 68.99 |
| Community Crisis Center Inc | Employee Training | Court Services | General Fund | 6/5/2023 | 400.00 |
| PAMELA J ELY | Employee Mileage Expense | Court Services | General Fund | 6/5/2023 | 189.30 |
| Shamika B. Gould | Employee Mileage Expense | Court Services | General Fund | 6/5/2023 | 21.00 |
| Century Springs/Ove Water Services | Miscellaneous Contractual Exp | Court Services | General Fund | 6/20/2023 | 125.81 |
| Stericycle, Inc. | Miscellaneous Contractual Exp | Court Services | General Fund | 6/20/2023 | 139.84 |
| Warehouse Direct, Inc. | Office Supplies | Court Services | General Fund | 6/20/2023 | 81.84 |
| Sysco Food Services Chicago | Operating Supplies | Court Services | General Fund | 6/5/2023 | 306.50 |
| Valley Lock Company Inc | Operating Supplies | Court Services | General Fund | 6/5/2023 | 16.20 |
| Sysco Food Services Chicago | Operating Supplies | Court Services | General Fund | 6/20/2023 | 708.60 |
| Charm-Tex | Operating Supplies | Court Services | General Fund | 6/20/2023 | 2,129.40 |
| City of St. Charles | Utilities- Water | Court Services | General Fund | 6/5/2023 | 930.97 |
| Initial Impressions Inc | Uniform Supplies | Court Services | General Fund | 6/5/2023 | 249.19 |
| Aramark Services, Inc. | Food | Court Services | General Fund | 6/5/2023 | 1,890.00 |
| Aramark Services, Inc. | Food | Court Services | General Fund | 6/5/2023 | 1,890.00 |
| Sysco Food Services Chicago | Food | Court Services | General Fund | 6/5/2023 | 2,987.15 |
| Sysco Food Services Chicago | Food | Court Services | General Fund | 6/5/2023 | 126.78 |
| Sysco Food Services Chicago | Food | Court Services | General Fund | 6/20/2023 | 2,351.97 |
| Aramark Services, Inc. | Food | Court Services | General Fund | 6/20/2023 | 1,890.00 |
| Aramark Services, Inc. | Food | Court Services | General Fund | 6/20/2023 | 1,890.00 |
| Green Tree Pharmacy | Medical Supplies and Drugs | Court Services | General Fund | 6/5/2023 | 742.94 |
| Redwood Toxicology Inc. | Medical Supplies and Drugs | Court Services | General Fund | 6/5/2023 | 140.50 |
| McKesson Medical Surgical | Medical Supplies and Drugs | Court Services | General Fund | 6/20/2023 | 144.12 |
| McKesson Medical Surgical | Medical Supplies and Drugs | Court Services | General Fund | 6/20/2023 | 95.90 |
| McKesson Medical Surgical | Medical Supplies and Drugs | Court Services | General Fund | 6/20/2023 | 382.01 |
| WEX BANK | Fuel- Vehicles | Court Services | General Fund | 6/20/2023 | 53.55 |
| Nancy S Duarte | Contractual/Consulting Services | Court Services | General Fund | 6/5/2023 | 500.00 |
| Toshiba America Business Solutions Inc | Repairs and Maint- Copiers | Court Services | General Fund | 6/5/2023 | 65.97 |
| Michael A. Oliverio | Conferences and Meetings | Court Services | General Fund | 6/20/2023 | 109.00 |
| Bridget Springmire | General Association Dues | Court Services | General Fund | 6/5/2023 | 260.00 |
| Alexandra Tsang | General Association Dues | Court Services | General Fund | 6/5/2023 | 153.38 |
| Ashley VanOpstall | General Association Dues | Court Services | General Fund | 6/5/2023 | 235.00 |
| Ellis O'Connor | General Association Dues | Court Services | General Fund | 6/5/2023 | 235.00 |
| Michael A. Oliverio | General Association Dues | Court Services | General Fund | 6/20/2023 | 260.00 |
| Elisa M. Lancaster | General Association Dues | Court Services | General Fund | 6/20/2023 | 150.00 |
| Insight Public Sector Inc | Computer Related Supplies | Court Services | General Fund | 6/20/2023 | 79.00 |
| Pearson Assessments (NCS Pearson Inc.) | Testing Materials | Court Services | General Fund | 6/5/2023 | 400.68 |
| Redwood Toxicology Inc. | Lab Services | Court Services | General Fund | 6/5/2023 | 291.85 |
| Mitra B. Kalelkar | Autopsies/Consulting | Coroner | General Fund | 6/5/2023 | 21,000.00 |
| Mitra B. Kalelkar | Autopsies/Consulting | Coroner | General Fund | 6/20/2023 | 19,500.00 |
| David A. Wold DDS, PC dba Bensenville Dental Care | Autopsies/Consulting | Coroner | General Fund | 6/20/2023 | 700.00 |
| Marta A. Helenowski | Autopsies/Consulting | Coroner | General Fund | 6/20/2023 | 4,050.00 |
| NMS Labs | Toxicology Expense | Coroner | General Fund | 6/20/2023 | 9,602.00 |
| Century Springs/Ove Water Services | Miscellaneous Contractual Exp | Coroner | General Fund | 6/5/2023 | 2.99 |
| Century Springs/Ove Water Services | Miscellaneous Contractual Exp | Coroner | General Fund | 6/5/2023 | 44.01 |
| Century Springs/Ove Water Services | Miscellaneous Contractual Exp | Coroner | General Fund | 6/5/2023 | 14.87 |
| Century Springs/Ove Water Services | Miscellaneous Contractual Exp | Coroner | General Fund | 6/5/2023 | 2.99 |
| Century Springs/Ove Water Services | Miscellaneous Contractual Exp | Coroner | General Fund | 6/5/2023 | 2.99 |
| Century Springs/Ove Water Services | Miscellaneous Contractual Exp | Coroner | General Fund | 6/5/2023 | 27.74 |
| Century Springs/Ove Water Services | Miscellaneous Contractual Exp | Coroner | General Fund | 6/5/2023 | 29.44 |
| Century Springs/Ove Water Services | Miscellaneous Contractual Exp | Coroner | General Fund | 6/5/2023 | 2.99 |
| Century Springs/Ove Water Services | Miscellaneous Contractual Exp | Coroner | General Fund | 6/5/2023 | 38.02 |
| Century Springs/Ove Water Services | Miscellaneous Contractual Exp | Coroner | General Fund | 6/5/2023 | 2.99 |
| Century Springs/Ove Water Services | Miscellaneous Contractual Exp | Coroner | General Fund | 6/5/2023 | 27.74 |
| Century Springs/Ove Water Services | Miscellaneous Contractual Exp | Coroner | General Fund | 6/5/2023 | 39.72 |
| Century Springs/Ove Water Services | Miscellaneous Contractual Exp | Coroner | General Fund | 6/5/2023 | 2.99 |
| Century Springs/Ove Water Services | Miscellaneous Contractual Exp | Coroner | General Fund | 6/5/2023 | 36.32 |
| Century Springs/Ove Water Services | Miscellaneous Contractual Exp | Coroner | General Fund | 6/5/2023 | 2.99 |

| | | | | | |
|--|---------------------------------|-------------------------------|--------------|-----------|-----------|
| Century Springs/Ove Water Services | Miscellaneous Contractual Exp | Coroner | General Fund | 6/5/2023 | 48.30 |
| Century Springs/Ove Water Services | Miscellaneous Contractual Exp | Coroner | General Fund | 6/5/2023 | 2.99 |
| Century Springs/Ove Water Services | Miscellaneous Contractual Exp | Coroner | General Fund | 6/5/2023 | 23.45 |
| Patten Industries Power Dry of Chicago dba Chicago Water & Fire Rest | Miscellaneous Contractual Exp | Coroner | General Fund | 6/5/2023 | 100.00 |
| Patten Industries Power Dry of Chicago dba Chicago Water & Fire Rest | Miscellaneous Contractual Exp | Coroner | General Fund | 6/5/2023 | 100.00 |
| Patten Industries Power Dry of Chicago dba Chicago Water & Fire Rest | Miscellaneous Contractual Exp | Coroner | General Fund | 6/5/2023 | 100.00 |
| Patten Industries Power Dry of Chicago dba Chicago Water & Fire Rest | Miscellaneous Contractual Exp | Coroner | General Fund | 6/20/2023 | 100.00 |
| Patten Industries Power Dry of Chicago dba Chicago Water & Fire Rest | Miscellaneous Contractual Exp | Coroner | General Fund | 6/20/2023 | 100.00 |
| WEX BANK | Fuel- Vehicles | Coroner | General Fund | 6/20/2023 | 1,065.03 |
| Via Carlita, LLC dba Hawk Ford of St. Charles | Repairs and Maint- Vehicles | Emergency Management Services | General Fund | 6/20/2023 | 189.14 |
| Kyle Griffin | Operating Supplies | Emergency Management Services | General Fund | 6/5/2023 | 8.99 |
| Menards, Inc. | Operating Supplies | Emergency Management Services | General Fund | 6/5/2023 | 56.67 |
| Menards, Inc. | Operating Supplies | Emergency Management Services | General Fund | 6/5/2023 | 35.94 |
| Chicago Title Company, LLC | Contractual/Consulting Services | Development | General Fund | 6/20/2023 | 250.00 |
| Chicago Title Company, LLC | Contractual/Consulting Services | Development | General Fund | 6/20/2023 | 250.00 |
| Impact Networking, LLC | Repairs and Maint- Copiers | Development | General Fund | 6/20/2023 | 76.76 |
| Impact Networking, LLC | Repairs and Maint- Copiers | Development | General Fund | 6/20/2023 | 354.83 |
| Planet Depos, LLC | Legal Printing | Development | General Fund | 6/5/2023 | 2,002.05 |
| Warehouse Direct, Inc. | Office Supplies | Development | General Fund | 6/5/2023 | 44.90 |
| Warehouse Direct, Inc. | Office Supplies | Development | General Fund | 6/5/2023 | 58.24 |
| Warehouse Direct, Inc. | Office Supplies | Development | General Fund | 6/5/2023 | 36.24 |
| Century Springs/Ove Water Services | Operating Supplies | Development | General Fund | 6/20/2023 | 13.57 |
| Century Springs/Ove Water Services | Operating Supplies | Development | General Fund | 6/20/2023 | 14.87 |
| WEX BANK | Fuel- Vehicles | Development | General Fund | 6/20/2023 | 1,081.36 |
| Camic, Johnson, Ltd | Contractual/Consulting Services | Development | General Fund | 6/20/2023 | 400.00 |
| FedEx | Postage | Other- Countywide Expenses | General Fund | 6/20/2023 | 70.22 |
| FedEx | Postage | Other- Countywide Expenses | General Fund | 6/20/2023 | 11.56 |
| FedEx | Postage | Other- Countywide Expenses | General Fund | 6/20/2023 | 13.33 |
| FedEx | Postage | Other- Countywide Expenses | General Fund | 6/20/2023 | 268.13 |
| FedEx | Postage | Other- Countywide Expenses | General Fund | 6/20/2023 | 467.43 |
| FedEx | Postage | Other- Countywide Expenses | General Fund | 6/20/2023 | 118.81 |
| Pitney Bowes Presort Services LLC | Postage | Other- Countywide Expenses | General Fund | 6/20/2023 | 25.79 |
| Pitney Bowes Presort Services LLC | Postage | Other- Countywide Expenses | General Fund | 6/20/2023 | 37.98 |
| Pitney Bowes Presort Services LLC | Postage | Other- Countywide Expenses | General Fund | 6/20/2023 | 87.03 |
| Pitney Bowes, Inc. | Postage | Other- Countywide Expenses | General Fund | 6/20/2023 | 791.92 |
| Dell Marketing LP | Software Licensing Cost | Other- Countywide Expenses | General Fund | 6/5/2023 | 297.01 |
| AT&T | Telephone | Other- Countywide Expenses | General Fund | 6/5/2023 | 140.16 |
| AT&T | Telephone | Other- Countywide Expenses | General Fund | 6/5/2023 | 18,185.20 |
| AT&T | Telephone | Other- Countywide Expenses | General Fund | 6/5/2023 | 3,103.59 |
| AT&T | Telephone | Other- Countywide Expenses | General Fund | 6/5/2023 | 404.56 |
| AT&T | Telephone | Other- Countywide Expenses | General Fund | 6/5/2023 | 4,442.72 |
| AT&T | Telephone | Other- Countywide Expenses | General Fund | 6/5/2023 | 303.79 |
| Verizon Wireless | Cellular Phone | Other- Countywide Expenses | General Fund | 6/5/2023 | 34,214.56 |
| AT&T Mobility | Cellular Phone | Other- Countywide Expenses | General Fund | 6/20/2023 | 72.48 |
| Spok, Inc. (USA Mobility Wireless Inc) | Cellular Phone | Other- Countywide Expenses | General Fund | 6/20/2023 | 261.54 |
| Spok, Inc. (USA Mobility Wireless Inc) | Cellular Phone | Other- Countywide Expenses | General Fund | 6/20/2023 | 11.44 |
| T-Mobile USA, Inc. | Cellular Phone | Other- Countywide Expenses | General Fund | 6/20/2023 | 47.20 |
| Lindsey Brusky | Internet | Other- Countywide Expenses | General Fund | 6/5/2023 | 224.00 |
| Andrew Dohr | Internet | Other- Countywide Expenses | General Fund | 6/5/2023 | 50.00 |
| Corey Malis | Internet | Other- Countywide Expenses | General Fund | 6/5/2023 | 50.00 |
| John Zakosek | Internet | Other- Countywide Expenses | General Fund | 6/5/2023 | 179.90 |
| Robert M. Shive | Internet | Other- Countywide Expenses | General Fund | 6/5/2023 | 159.90 |
| Adam Tedder | Internet | Other- Countywide Expenses | General Fund | 6/20/2023 | 238.00 |
| Scott Novack | Internet | Other- Countywide Expenses | General Fund | 6/20/2023 | 140.78 |
| Blair Peters | Internet | Other- Countywide Expenses | General Fund | 6/20/2023 | 79.95 |
| Jill Allen Reed | Internet | Other- Countywide Expenses | General Fund | 6/20/2023 | 45.15 |
| Steven Shackleton | Internet | Other- Countywide Expenses | General Fund | 6/20/2023 | 179.90 |
| Darin P. Earl | Internet | Other- Countywide Expenses | General Fund | 6/20/2023 | 99.99 |
| Robert Enright | Internet | Other- Countywide Expenses | General Fund | 6/20/2023 | 62.00 |
| Robert Enright | Internet | Other- Countywide Expenses | General Fund | 6/20/2023 | 62.00 |
| Gary Erickson | Internet | Other- Countywide Expenses | General Fund | 6/20/2023 | 79.99 |
| Benjamin Fox | Internet | Other- Countywide Expenses | General Fund | 6/20/2023 | 61.99 |

| | | | | | |
|--|---------------------------------|----------------------------|--------------------------------|-----------|------------|
| Christopher R. Hemesath | Internet | Other- Countywide Expenses | General Fund | 6/20/2023 | 69.95 |
| Thomas Cunningham | Internet | Other- Countywide Expenses | General Fund | 6/20/2023 | 55.00 |
| CCMSI | Liability Insurance | Human Resource Management | Insurance Liability | 6/5/2023 | 132,000.00 |
| Fox Valley Glass, Inc. | Liability Insurance | Human Resource Management | Insurance Liability | 6/5/2023 | 495.00 |
| H&H Electric Co. | Liability Insurance | Human Resource Management | Insurance Liability | 6/5/2023 | 833.69 |
| H&H Electric Co. | Liability Insurance | Human Resource Management | Insurance Liability | 6/5/2023 | 1,690.48 |
| West Bend Mutual Insurance Company | Liability Insurance | Human Resource Management | Insurance Liability | 6/5/2023 | 20.00 |
| West Bend Mutual Insurance Company | Liability Insurance | Human Resource Management | Insurance Liability | 6/5/2023 | 20.00 |
| West Bend Mutual Insurance Company | Liability Insurance | Human Resource Management | Insurance Liability | 6/5/2023 | 20.00 |
| West Bend Mutual Insurance Company | Liability Insurance | Human Resource Management | Insurance Liability | 6/5/2023 | 20.00 |
| West Bend Mutual Insurance Company | Liability Insurance | Human Resource Management | Insurance Liability | 6/5/2023 | 20.00 |
| West Bend Mutual Insurance Company | Liability Insurance | Human Resource Management | Insurance Liability | 6/5/2023 | 20.00 |
| West Bend Mutual Insurance Company | Liability Insurance | Human Resource Management | Insurance Liability | 6/5/2023 | 20.00 |
| West Bend Mutual Insurance Company | Liability Insurance | Human Resource Management | Insurance Liability | 6/5/2023 | 20.00 |
| West Bend Mutual Insurance Company | Liability Insurance | Human Resource Management | Insurance Liability | 6/5/2023 | 20.00 |
| West Bend Mutual Insurance Company | Liability Insurance | Human Resource Management | Insurance Liability | 6/5/2023 | 20.00 |
| West Bend Mutual Insurance Company | Liability Insurance | Human Resource Management | Insurance Liability | 6/5/2023 | 20.00 |
| H&H Electric Co. | Liability Insurance | Human Resource Management | Insurance Liability | 6/20/2023 | 1,231.32 |
| Physicians Immediate Care North Chicago, LLC | Liability Insurance | Human Resource Management | Insurance Liability | 6/20/2023 | 594.00 |
| State Street Collision, Inc. | Liability Insurance | Human Resource Management | Insurance Liability | 6/20/2023 | 838.40 |
| C & D Autobody Repair Inc | Liability Insurance | Human Resource Management | Insurance Liability | 6/20/2023 | 1,308.42 |
| Matthew J Goncher | Workers Compensation | Human Resource Management | Insurance Liability | 6/20/2023 | 927.24 |
| The Sotos Law Firm, P.C | Legal Services | State's Attorney | Insurance Liability | 6/20/2023 | 10,006.52 |
| The Sotos Law Firm, P.C | Legal Services | State's Attorney | Insurance Liability | 6/20/2023 | 6,543.02 |
| The Sotos Law Firm, P.C | Legal Services | State's Attorney | Insurance Liability | 6/20/2023 | 2,267.02 |
| Chronicle Media, LLC | Legal Trial Notices | State's Attorney | Insurance Liability | 6/20/2023 | 180.00 |
| Chronicle Media, LLC | Legal Trial Notices | State's Attorney | Insurance Liability | 6/20/2023 | 60.00 |
| Planet Depos, LLC | Court Reporter Costs | State's Attorney | Insurance Liability | 6/5/2023 | 579.25 |
| Planet Depos, LLC | Court Reporter Costs | State's Attorney | Insurance Liability | 6/5/2023 | 344.50 |
| CK Reporting, LTD | Court Reporter Costs | State's Attorney | Insurance Liability | 6/20/2023 | 385.50 |
| Impact Networking, LLC | Repairs and Maint- Copiers | State's Attorney | Insurance Liability | 6/5/2023 | 182.60 |
| Impact Networking, LLC | Repairs and Maint- Copiers | State's Attorney | Insurance Liability | 6/5/2023 | 210.10 |
| Toshiba America Business Solutions Inc | Repairs and Maint- Copiers | State's Attorney | Insurance Liability | 6/20/2023 | 67.70 |
| Illinois States Attorneys Association | Employee Training | State's Attorney | Insurance Liability | 6/5/2023 | 337.50 |
| Illinois State Bar Association | General Association Dues | State's Attorney | Insurance Liability | 6/5/2023 | 190.00 |
| Century Springs/Ove Water Services | Office Supplies | State's Attorney | Insurance Liability | 6/5/2023 | 27.74 |
| Matthew Bender & Co. dba LexisNexis Matthew Bender | Books and Subscriptions | State's Attorney | Insurance Liability | 6/20/2023 | 481.05 |
| Century Springs/Ove Water Services | Office Supplies | Information Technologies | Geographic Information Systems | 6/20/2023 | 13.57 |
| The Tree House Inc | Computer Related Supplies | Information Technologies | Geographic Information Systems | 6/5/2023 | 129.90 |
| The Tree House Inc | Computer Related Supplies | Information Technologies | Geographic Information Systems | 6/5/2023 | 783.90 |
| IMRF | IMRF Contribution | Other- Countywide Expenses | Illinois Municipal Retirement | 6/8/2023 | 13,901.80 |
| IMRF | IMRF Contribution | Other- Countywide Expenses | Illinois Municipal Retirement | 6/8/2023 | 12,039.52 |
| IMRF | IMRF Contribution | Other- Countywide Expenses | Illinois Municipal Retirement | 6/8/2023 | 23,236.43 |
| Gabriela Allison | Tuition Reimbursement | County Board | Grand Victoria Casino Elgin | 6/5/2023 | 2,400.00 |
| Heidi Lichtenberger | Tuition Reimbursement | County Board | Grand Victoria Casino Elgin | 6/20/2023 | 264.00 |
| Defin.Net Solutions Inc | Contractual/Consulting Services | Other- Countywide Expenses | Public Safety Sales Tax | 6/5/2023 | 10,500.00 |
| Tyler Technologies, Inc. (New World) | Software Licensing Cost | Other- Countywide Expenses | Public Safety Sales Tax | 6/20/2023 | 136,009.80 |
| NAT Tech Inc. (National Technologies NTI) | Communications Equipment | Other- Countywide Expenses | Public Safety Sales Tax | 6/5/2023 | 54,145.25 |
| USIC Locating Services LLC | Communications Equipment | Other- Countywide Expenses | Public Safety Sales Tax | 6/20/2023 | 2,367.97 |
| Defin.Net Solutions Inc | Contractual/Consulting Services | Other- Countywide Expenses | Judicial Technology Sales Tax | 6/5/2023 | 9,500.00 |
| Christopher Lawrence Ardelean | Conferences and Meetings | Other- Countywide Expenses | Judicial Technology Sales Tax | 6/5/2023 | 276.86 |
| Lindsey Brusky | Conferences and Meetings | Other- Countywide Expenses | Judicial Technology Sales Tax | 6/5/2023 | 1,159.65 |
| Andrew Dohr | Conferences and Meetings | Other- Countywide Expenses | Judicial Technology Sales Tax | 6/5/2023 | 160.00 |
| Carson Doll | Conferences and Meetings | Other- Countywide Expenses | Judicial Technology Sales Tax | 6/5/2023 | 175.20 |
| Jill Koszola | Conferences and Meetings | Other- Countywide Expenses | Judicial Technology Sales Tax | 6/5/2023 | 1,709.94 |
| Charles A. Lasky | Conferences and Meetings | Other- Countywide Expenses | Judicial Technology Sales Tax | 6/20/2023 | 160.00 |
| Davis Neuenkirchen | Conferences and Meetings | Other- Countywide Expenses | Judicial Technology Sales Tax | 6/20/2023 | 1,049.29 |
| John Zakosek | Conferences and Meetings | Other- Countywide Expenses | Judicial Technology Sales Tax | 6/20/2023 | 310.65 |
| Robert Enright | Conferences and Meetings | Other- Countywide Expenses | Judicial Technology Sales Tax | 6/20/2023 | 1,308.67 |
| Eric C Gwillim | Conferences and Meetings | Other- Countywide Expenses | Judicial Technology Sales Tax | 6/20/2023 | 215.81 |
| KS State Bank | Equipment Lease | Sheriff | Sheriff's Vehicle & Equipment | 6/20/2023 | 148,221.22 |
| 72 Hour, LLC dba National Auto Fleet Group | Automotive Equipment | Sheriff | Sheriff's Vehicle & Equipment | 6/20/2023 | 48,648.26 |
| 72 Hour, LLC dba National Auto Fleet Group | Automotive Equipment | Sheriff | Sheriff's Vehicle & Equipment | 6/20/2023 | 48,648.26 |

| | | | | | |
|--|---------------------------------|------------------|---------------------------------|-----------|------------|
| Chicago Parts and Sound, LLC | Automotive Equipment | Sheriff | Sheriff's Vehicle & Equipment | 6/20/2023 | 7,544.00 |
| Montrose Custom Fabrication dba Montrose Trailers | Automotive Equipment | Sheriff | Sheriff's Vehicle & Equipment | 6/20/2023 | 28,795.55 |
| Riggs Brothers, Inc. | Automotive Equipment | Sheriff | Sheriff's Vehicle & Equipment | 6/20/2023 | 395.00 |
| Riggs Brothers, Inc. | Automotive Equipment | Sheriff | Sheriff's Vehicle & Equipment | 6/20/2023 | 395.00 |
| Toshiba America Business Solutions Inc | Repairs and Maint- Copiers | County Clerk | Vital Records Automation | 6/5/2023 | 39.30 |
| Illinois Office Supply | General Printing | County Clerk | Vital Records Automation | 6/5/2023 | 6,881.78 |
| Gordon Flesch Company Inc | Repairs and Maint- Copiers | Recorder | Recorder's Automation | 6/20/2023 | 16.37 |
| HOV Services Inc dba an Exela Technologies Co | Operating Supplies | Recorder | Recorder's Automation | 6/5/2023 | 366.13 |
| Land-Code LLC | Computer Related Supplies | Recorder | Recorder's Automation | 6/20/2023 | 444.85 |
| Land-Code LLC | Computer Related Supplies | Recorder | Recorder's Automation | 6/20/2023 | 444.85 |
| BPS Ventures II LLC DBA BPS Technologies | Repairs and Maint- Equipment | Circuit Clerk | Court Automation | 6/5/2023 | 9,640.00 |
| The Tree House Inc | Repairs and Maint- Equipment | Circuit Clerk | Court Automation | 6/20/2023 | 1,475.00 |
| Accurate Document Destruction Inc (GROOT) | Destruction of Records Services | Circuit Clerk | Court Document Storage | 6/5/2023 | 661.65 |
| Canon Solutions America Inc | Repairs and Maint- Copiers | Circuit Clerk | Court Document Storage | 6/5/2023 | 46.07 |
| Canon Solutions America Inc | Repairs and Maint- Copiers | Circuit Clerk | Court Document Storage | 6/5/2023 | 24.42 |
| Toshiba America Business Solutions Inc | Repairs and Maint- Copiers | Circuit Clerk | Court Document Storage | 6/5/2023 | 177.51 |
| Laura Steging | Conferences and Meetings | Circuit Clerk | Circuit Clk Electronic Citation | 6/20/2023 | 25.00 |
| Laura Steging | Employee Mileage Expense | Circuit Clerk | Circuit Clk Electronic Citation | 6/20/2023 | 17.42 |
| Jeanine Fassnacht | Court Reporter Costs | State's Attorney | Drug Prosecution | 6/5/2023 | 164.00 |
| Theresa (Terri) Wells | Court Reporter Costs | State's Attorney | Drug Prosecution | 6/5/2023 | 104.00 |
| Barbara A Johnston | Court Reporter Costs | State's Attorney | Drug Prosecution | 6/20/2023 | 288.00 |
| Meagan Carroll | Court Reporter Costs | State's Attorney | Drug Prosecution | 6/20/2023 | 160.00 |
| MaryJo D'Avola | Court Reporter Costs | State's Attorney | Drug Prosecution | 6/20/2023 | 192.00 |
| Sheila A. Gray | Conferences and Meetings | State's Attorney | Victim Coordinator Services | 6/20/2023 | 278.97 |
| | | State's Attorney | Domestic Violence | 6/5/2023 | 140.00 |
| | | State's Attorney | Domestic Violence | 6/20/2023 | 80.00 |
| | | State's Attorney | Domestic Violence | 6/20/2023 | 72.00 |
| MaryJo D'Avola | Court Reporter Costs | State's Attorney | Domestic Violence | 6/20/2023 | 28.00 |
| Meagan Carroll | Court Reporter Costs | State's Attorney | Child Advocacy Center | 6/20/2023 | 88.00 |
| Theresa (Terri) Wells | Court Reporter Costs | State's Attorney | Child Advocacy Center | 6/20/2023 | 120.00 |
| Julie Turner | Counseling Services | State's Attorney | Child Advocacy Center | 6/20/2023 | 3,400.00 |
| Impact Networking, LLC | Repairs and Maint- Copiers | State's Attorney | Child Advocacy Center | 6/5/2023 | 365.20 |
| Impact Networking, LLC | Repairs and Maint- Copiers | State's Attorney | Child Advocacy Center | 6/5/2023 | 420.20 |
| Toshiba America Business Solutions Inc | Repairs and Maint- Copiers | State's Attorney | Child Advocacy Center | 6/5/2023 | 26.05 |
| Toshiba America Business Solutions Inc | Repairs and Maint- Copiers | State's Attorney | Child Advocacy Center | 6/5/2023 | 27.53 |
| Toshiba America Business Solutions Inc | Repairs and Maint- Copiers | State's Attorney | Child Advocacy Center | 6/20/2023 | 31.56 |
| Toshiba America Business Solutions Inc | Repairs and Maint- Copiers | State's Attorney | Child Advocacy Center | 6/20/2023 | 53.92 |
| Jiffy Lube (Sound Billing LLC) | Repairs and Maint- Vehicles | State's Attorney | Child Advocacy Center | 6/5/2023 | 84.59 |
| Petty Cash-State's Attorney | Conferences and Meetings | State's Attorney | Child Advocacy Center | 6/20/2023 | 225.00 |
| Thomson Reuters GRC Inc. (West Government) | Books and Subscriptions | State's Attorney | Child Advocacy Center | 6/20/2023 | 63.95 |
| WEX BANK | Fuel- Vehicles | State's Attorney | Child Advocacy Center | 6/20/2023 | 287.86 |
| Petty Cash-Sheriff | Contractual/Consulting Services | Sheriff | Cannabis Regulation - Local | 6/20/2023 | 5,500.00 |
| Kane County Chiefs of Police Association | Operating Supplies | Sheriff | Cannabis Regulation - Local | 6/5/2023 | 750.00 |
| Plastic Card Solutions, Inc. | Operating Supplies | Sheriff | Cannabis Regulation - Local | 6/20/2023 | 616.80 |
| Jose Garcia dba G's Compliance Training & Consult. | Operating Supplies | Sheriff | Cannabis Regulation - Local | 6/20/2023 | 1,500.00 |
| Ray O'Herron Co., Inc. | Operating Supplies | Sheriff | Sheriff DEF Federal - Treasury | 6/5/2023 | 68.00 |
| Ray O'Herron Co., Inc. | Operating Supplies | Sheriff | Sheriff DEF Federal - Treasury | 6/5/2023 | 65.45 |
| Ray O'Herron Co., Inc. | Operating Supplies | Sheriff | Sheriff DEF Federal - Treasury | 6/20/2023 | 67.10 |
| ComEd | Contractual/Consulting Services | Kane Comm | Kane Comm | 6/20/2023 | 39.28 |
| Motorola Solutions Inc | Contractual/Consulting Services | Kane Comm | Kane Comm | 6/20/2023 | 1,400.00 |
| Motorola Solutions Inc | Contractual/Consulting Services | Kane Comm | Kane Comm | 6/20/2023 | 123,248.46 |
| Michelle Guthrie | Conferences and Meetings | Kane Comm | Kane Comm | 6/5/2023 | 62.99 |
| Christopher McMeen | Conferences and Meetings | Kane Comm | Kane Comm | 6/5/2023 | 133.14 |
| Sarah Stoffa | Conferences and Meetings | Kane Comm | Kane Comm | 6/5/2023 | 226.81 |
| Sarah Stoffa | Conferences and Meetings | Kane Comm | Kane Comm | 6/20/2023 | 54.52 |
| Michelle Guthrie | Employee Mileage Expense | Kane Comm | Kane Comm | 6/5/2023 | 10.48 |
| Sarah Stoffa | Employee Mileage Expense | Kane Comm | Kane Comm | 6/20/2023 | 247.59 |
| Century Springs/Ove Water Services | Office Supplies | Kane Comm | Kane Comm | 6/20/2023 | 2.99 |
| Century Springs/Ove Water Services | Office Supplies | Kane Comm | Kane Comm | 6/20/2023 | 27.74 |
| Warehouse Direct, Inc. | Office Supplies | Kane Comm | Kane Comm | 6/20/2023 | 145.13 |
| Michelle Guthrie | Employee Recognition Supplies | Kane Comm | Kane Comm | 6/5/2023 | 47.74 |
| | | Court Services | Probation Services | 6/20/2023 | 1,029.00 |

| | | | | | |
|--|---------------------------------|----------------|------------------------------|-----------|----------|
| Family Counseling Services of Aurora | Psychological/Psychiatric Svcs | Court Services | Probation Services | 6/5/2023 | 60.00 |
| Family Counseling Services of Aurora | Psychological/Psychiatric Svcs | Court Services | Probation Services | 6/5/2023 | 75.00 |
| Family Counseling Services of Aurora | Psychological/Psychiatric Svcs | Court Services | Probation Services | 6/5/2023 | 180.00 |
| Family Counseling Services of Aurora | Psychological/Psychiatric Svcs | Court Services | Probation Services | 6/5/2023 | 240.00 |
| Family Counseling Services of Aurora | Psychological/Psychiatric Svcs | Court Services | Probation Services | 6/5/2023 | 240.00 |
| Kuhn Counseling Center, P.C. | Psychological/Psychiatric Svcs | Court Services | Probation Services | 6/5/2023 | 75.00 |
| Associates in Behavioral Health Care ABC - DUI | Psychological/Psychiatric Svcs | Court Services | Probation Services | 6/5/2023 | 210.00 |
| Associates in Behavioral Health Care ABC - DUI | Psychological/Psychiatric Svcs | Court Services | Probation Services | 6/5/2023 | 150.00 |
| Associates in Behavioral Health Care ABC - DUI | Psychological/Psychiatric Svcs | Court Services | Probation Services | 6/5/2023 | 40.00 |
| Associates in Behavioral Health Care ABC - DUI | Psychological/Psychiatric Svcs | Court Services | Probation Services | 6/5/2023 | 300.00 |
| Associates in Behavioral Health Care ABC - DUI | Psychological/Psychiatric Svcs | Court Services | Probation Services | 6/5/2023 | 200.00 |
| Associates in Behavioral Health Care ABC - DUI | Psychological/Psychiatric Svcs | Court Services | Probation Services | 6/5/2023 | 450.00 |
| Associates in Behavioral Health Care ABC - DUI | Psychological/Psychiatric Svcs | Court Services | Probation Services | 6/5/2023 | 350.00 |
| Safe Passage, Inc. | Psychological/Psychiatric Svcs | Court Services | Probation Services | 6/5/2023 | 425.00 |
| Sarah's Inn | Psychological/Psychiatric Svcs | Court Services | Probation Services | 6/5/2023 | 180.00 |
| The Family Recovery Centers-West | Psychological/Psychiatric Svcs | Court Services | Probation Services | 6/20/2023 | 210.00 |
| Associates in Behavioral Health Care ABC - DUI | Psychological/Psychiatric Svcs | Court Services | Probation Services | 6/20/2023 | 200.00 |
| Associates in Behavioral Health Care ABC - DUI | Psychological/Psychiatric Svcs | Court Services | Probation Services | 6/20/2023 | 200.00 |
| Associates in Behavioral Health Care ABC - DUI | Psychological/Psychiatric Svcs | Court Services | Probation Services | 6/20/2023 | 200.00 |
| Kuhn Counseling Center, P.C. | Psychological/Psychiatric Svcs | Court Services | Probation Services | 6/20/2023 | 37.50 |
| Kuhn Counseling Center, P.C. | Psychological/Psychiatric Svcs | Court Services | Probation Services | 6/20/2023 | 150.00 |
| Kuhn Counseling Center, P.C. | Psychological/Psychiatric Svcs | Court Services | Probation Services | 6/20/2023 | 75.00 |
| Lighthouse Recovery, Inc. | Psychological/Psychiatric Svcs | Court Services | Probation Services | 6/20/2023 | 80.00 |
| Care Clinics Inc | Psychological/Psychiatric Svcs | Court Services | Probation Services | 6/20/2023 | 100.00 |
| Care Clinics Inc | Psychological/Psychiatric Svcs | Court Services | Probation Services | 6/20/2023 | 100.00 |
| Community Crisis Center Inc | Psychological/Psychiatric Svcs | Court Services | Probation Services | 6/20/2023 | 140.00 |
| Community Crisis Center Inc | Psychological/Psychiatric Svcs | Court Services | Probation Services | 6/20/2023 | 70.00 |
| Community Crisis Center Inc | Psychological/Psychiatric Svcs | Court Services | Probation Services | 6/20/2023 | 105.00 |
| Community Crisis Center Inc | Psychological/Psychiatric Svcs | Court Services | Probation Services | 6/20/2023 | 70.00 |
| Community Crisis Center Inc | Psychological/Psychiatric Svcs | Court Services | Probation Services | 6/20/2023 | 105.00 |
| Community Crisis Center Inc | Psychological/Psychiatric Svcs | Court Services | Probation Services | 6/20/2023 | 35.00 |
| Community Crisis Center Inc | Psychological/Psychiatric Svcs | Court Services | Probation Services | 6/20/2023 | 35.00 |
| Community Crisis Center Inc | Psychological/Psychiatric Svcs | Court Services | Probation Services | 6/20/2023 | 140.00 |
| Community Crisis Center Inc | Psychological/Psychiatric Svcs | Court Services | Probation Services | 6/20/2023 | 140.00 |
| Community Crisis Center Inc | Psychological/Psychiatric Svcs | Court Services | Probation Services | 6/20/2023 | 175.00 |
| Community Crisis Center Inc | Psychological/Psychiatric Svcs | Court Services | Probation Services | 6/20/2023 | 105.00 |
| Community Crisis Center Inc | Psychological/Psychiatric Svcs | Court Services | Probation Services | 6/20/2023 | 105.00 |
| Community Crisis Center Inc | Psychological/Psychiatric Svcs | Court Services | Probation Services | 6/20/2023 | 70.00 |
| Community Crisis Center Inc | Psychological/Psychiatric Svcs | Court Services | Probation Services | 6/20/2023 | 100.00 |
| Community Crisis Center Inc | Psychological/Psychiatric Svcs | Court Services | Probation Services | 6/20/2023 | 70.00 |
| Community Crisis Center Inc | Psychological/Psychiatric Svcs | Court Services | Probation Services | 6/20/2023 | 35.00 |
| Braden Counseling Center, P.C. | Psychological/Psychiatric Svcs | Court Services | Probation Services | 6/20/2023 | 85.00 |
| Braden Counseling Center, P.C. | Psychological/Psychiatric Svcs | Court Services | Probation Services | 6/20/2023 | 85.00 |
| Braden Counseling Center, P.C. | Psychological/Psychiatric Svcs | Court Services | Probation Services | 6/20/2023 | 370.00 |
| Tools for Life, Ltd | Psychological/Psychiatric Svcs | Court Services | Probation Services | 6/20/2023 | 470.00 |
| Tools for Life, Ltd | Psychological/Psychiatric Svcs | Court Services | Probation Services | 6/20/2023 | 180.00 |
| About Change Counseling | Psychological/Psychiatric Svcs | Court Services | Probation Services | 6/20/2023 | 598.00 |
| About Change Counseling | Psychological/Psychiatric Svcs | Court Services | Probation Services | 6/20/2023 | 360.00 |
| Eagle Eye Polygraph, LLC | Polygraph Testing | Court Services | Probation Services | 6/5/2023 | 300.00 |
| Kane County Sheriff | Conferences and Meetings | Court Services | Probation Services | 6/20/2023 | 1,473.96 |
| Redwood Toxicology Inc. | Lab Services | Court Services | Substance Abuse Screening | 6/5/2023 | 1,107.50 |
| Redwood Toxicology Inc. | Lab Services | Court Services | Substance Abuse Screening | 6/5/2023 | 1,157.95 |
| Redwood Toxicology Inc. | Lab Services | Court Services | Substance Abuse Screening | 6/5/2023 | 525.10 |
| Redwood Toxicology Inc. | Lab Services | Court Services | Substance Abuse Screening | 6/5/2023 | 258.02 |
| PharmChem, Inc. | Lab Services | Court Services | Substance Abuse Screening | 6/5/2023 | 95.85 |
| PharmChem, Inc. | Lab Services | Court Services | Substance Abuse Screening | 6/20/2023 | 255.60 |
| Ecker Center for Mental Health | Contractual/Consulting Services | Court Services | Drug Court Special Resources | 6/5/2023 | 549.28 |
| Ecker Center for Mental Health | Contractual/Consulting Services | Court Services | Drug Court Special Resources | 6/20/2023 | 373.51 |
| Ecker Center for Mental Health | Contractual/Consulting Services | Court Services | Drug Court Special Resources | 6/20/2023 | 1,250.00 |
| Gateway Foundation | Contractual/Consulting Services | Court Services | Drug Court Special Resources | 6/20/2023 | 1,670.00 |
| Redwood Toxicology Inc. | Lab Services | Court Services | Drug Court Special Resources | 6/5/2023 | 7,785.75 |
| Lutheran Social Services of IL | Halfway House | Court Services | Drug Court Special Resources | 6/5/2023 | 192.00 |

| | | | | | |
|--|----------------------------------|----------------|------------------------------|-----------|----------|
| Serenity House Counseling Services, Inc. | Halfway House | Court Services | Drug Court Special Resources | 6/20/2023 | 340.00 |
| Gateway Foundation | Residential Treatment | Court Services | Drug Court Special Resources | 6/20/2023 | 2,772.00 |
| Emily Saylor | Conferences and Meetings | Court Services | Drug Court Special Resources | 6/5/2023 | 16.25 |
| | | Court Services | Probation Victim Services | 6/20/2023 | 21.00 |
| | | Court Services | Probation Victim Services | 6/20/2023 | 13.32 |
| | | Court Services | Probation Victim Services | 6/20/2023 | 6.80 |
| | | Court Services | Probation Victim Services | 6/20/2023 | 8.00 |
| | | Court Services | Probation Victim Services | 6/20/2023 | 23.00 |
| | | Court Services | Probation Victim Services | 6/20/2023 | 22.00 |
| | | Court Services | Probation Victim Services | 6/20/2023 | 8.78 |
| | | Court Services | Probation Victim Services | 6/20/2023 | 6.00 |
| | | Court Services | Probation Victim Services | 6/20/2023 | 28.00 |
| Twin Pines Service Corporation, Inc. | Direct Cremation | Coroner | Coroner Administration | 6/20/2023 | 1,950.00 |
| Copy King Office Solutions Inc | Miscellaneous Contractual Exp | Coroner | Coroner Administration | 6/5/2023 | 355.96 |
| Marberry Cleaners & Launderers | Miscellaneous Contractual Exp | Coroner | Coroner Administration | 6/5/2023 | 74.73 |
| Marberry Cleaners & Launderers | Miscellaneous Contractual Exp | Coroner | Coroner Administration | 6/5/2023 | 55.65 |
| Northern Safety and Industrial | Miscellaneous Contractual Exp | Coroner | Coroner Administration | 6/5/2023 | 300.00 |
| Source Medical Products, Inc. | Miscellaneous Contractual Exp | Coroner | Coroner Administration | 6/20/2023 | 109.86 |
| Stericycle, Inc. | Miscellaneous Contractual Exp | Coroner | Coroner Administration | 6/20/2023 | 474.87 |
| Marberry Cleaners & Launderers | Miscellaneous Contractual Exp | Coroner | Coroner Administration | 6/20/2023 | 98.58 |
| Marberry Cleaners & Launderers | Miscellaneous Contractual Exp | Coroner | Coroner Administration | 6/20/2023 | 96.99 |
| Warehouse Direct, Inc. | Office Supplies | Coroner | Coroner Administration | 6/5/2023 | 85.80 |
| Southland Medical, LLC | Operating Supplies | Coroner | Coroner Administration | 6/5/2023 | 440.24 |
| Sarah B. Ware | Operating Supplies | Coroner | Coroner Administration | 6/20/2023 | 5,000.00 |
| Jeff R. Wieser | Contractual/Consulting Services | Animal Control | Animal Control | 6/20/2023 | 400.00 |
| VCA Aurora Animal Hospital | Veterinarian Services | Animal Control | Animal Control | 6/5/2023 | 1,675.53 |
| DuPage Salt Company | Disposal and Water Softener Srvs | Animal Control | Animal Control | 6/20/2023 | 37.20 |
| Ashland Door Solutions LLC | Repairs and Maint- Buildings | Animal Control | Animal Control | 6/5/2023 | 240.00 |
| Suburban Tire Company | Repairs and Maint- Vehicles | Animal Control | Animal Control | 6/5/2023 | 1,056.90 |
| Suburban Tire Company | Repairs and Maint- Vehicles | Animal Control | Animal Control | 6/20/2023 | 1,079.86 |
| Rita Meszaros | Employee Mileage Expense | Animal Control | Animal Control | 6/5/2023 | 28.26 |
| Century Springs/Ove Water Services | Operating Supplies | Animal Control | Animal Control | 6/5/2023 | 36.32 |
| City of Geneva | Utilities- Water | Animal Control | Animal Control | 6/5/2023 | 378.59 |
| City of Geneva | Utilities- Electric | Animal Control | Animal Control | 6/5/2023 | 25.80 |
| Christopher B. Burke Engineering, Ltd. | Engineering Services | Transportation | County Highway | 6/5/2023 | 212.50 |
| Christopher B. Burke Engineering, Ltd. | Engineering Services | Transportation | County Highway | 6/5/2023 | 85.00 |
| Christopher B. Burke Engineering, Ltd. | Engineering Services | Transportation | County Highway | 6/5/2023 | 637.50 |
| Hampton Lenziini & Renwick, Inc. (HLR) | Engineering Services | Transportation | County Highway | 6/5/2023 | 1,292.50 |
| State Materials Engineering LLC | Engineering Services | Transportation | County Highway | 6/5/2023 | 1,085.00 |
| Huff & Huff, Inc. | Engineering Services | Transportation | County Highway | 6/20/2023 | 4,129.19 |
| Huff & Huff, Inc. | Engineering Services | Transportation | County Highway | 6/20/2023 | 2,612.98 |
| Kimley-Horn & Associates, Inc. | Contractual/Consulting Services | Transportation | County Highway | 6/20/2023 | 990.00 |
| J Patrick Jaeger | Legal Services | Transportation | County Highway | 6/5/2023 | 4,000.00 |
| Diglet LLC | Software Licensing Cost | Transportation | County Highway | 6/20/2023 | 253.00 |
| Egnyte, Inc. | Software Licensing Cost | Transportation | County Highway | 6/20/2023 | 2,054.40 |
| Environmental Systems Research Inst Inc (ESRI) | Software Licensing Cost | Transportation | County Highway | 6/20/2023 | 5,440.00 |
| Fox Valley Fire & Safety Co | Security Services | Transportation | County Highway | 6/20/2023 | 250.00 |
| Fox Valley Fire & Safety Co | Security Services | Transportation | County Highway | 6/20/2023 | 250.00 |
| Fox Valley Fire & Safety Co | Security Services | Transportation | County Highway | 6/20/2023 | 275.00 |
| Culligan Tri City Soft Water | Disposal and Water Softener Srvs | Transportation | County Highway | 6/5/2023 | 90.00 |
| Waste Management of Illinois - West | Disposal and Water Softener Srvs | Transportation | County Highway | 6/5/2023 | 70.00 |
| Waste Management of Illinois - West | Disposal and Water Softener Srvs | Transportation | County Highway | 6/5/2023 | 398.11 |
| Waste Management of Illinois - West | Disposal and Water Softener Srvs | Transportation | County Highway | 6/20/2023 | 398.11 |
| Culligan Tri City Soft Water | Disposal and Water Softener Srvs | Transportation | County Highway | 6/20/2023 | 85.13 |
| Culligan Tri City Soft Water | Disposal and Water Softener Srvs | Transportation | County Highway | 6/20/2023 | 117.98 |
| Century Springs/Ove Water Services | Disposal and Water Softener Srvs | Transportation | County Highway | 6/20/2023 | 318.26 |
| Peterson Cleaning, Inc. (PCI Services, Inc.) | Janitorial Services | Transportation | County Highway | 6/20/2023 | 1,562.50 |
| Peterson Cleaning, Inc. (PCI Services, Inc.) | Janitorial Services | Transportation | County Highway | 6/20/2023 | 1,255.75 |
| Jensen's Plumbing & Heating Inc | Repairs and Maint- Buildings | Transportation | County Highway | 6/5/2023 | 500.00 |
| Noland Sales Corp. | Repairs and Maint- Buildings | Transportation | County Highway | 6/5/2023 | 6,105.00 |
| Stenstrom Protanic, LLC dba Protanic | Repairs and Maint- Buildings | Transportation | County Highway | 6/5/2023 | 1,785.00 |
| Urban Elevator Service LLC | Repairs and Maint- Buildings | Transportation | County Highway | 6/20/2023 | 299.52 |

| | | | | | |
|---|--------------------------------|----------------|----------------|-----------|----------|
| Ratliff Landscaping Inc | Repairs and Maint- Grounds | Transportation | County Highway | 6/5/2023 | 712.85 |
| Ratliff Landscaping Inc | Repairs and Maint- Grounds | Transportation | County Highway | 6/20/2023 | 712.85 |
| Advanced Roofing, Inc. | Repairs and Maint- Grounds | Transportation | County Highway | 6/20/2023 | 475.00 |
| Harley Sanitary Service | Repairs and Maint- Grounds | Transportation | County Highway | 6/20/2023 | 600.00 |
| Impact Networking, LLC | Repairs and Maint- Copiers | Transportation | County Highway | 6/5/2023 | 35.20 |
| Toshiba America Business Solutions Inc | Repairs and Maint- Copiers | Transportation | County Highway | 6/5/2023 | 249.91 |
| Toshiba America Business Solutions Inc | Repairs and Maint- Copiers | Transportation | County Highway | 6/20/2023 | 8.91 |
| Toshiba America Business Solutions Inc | Repairs and Maint- Copiers | Transportation | County Highway | 6/20/2023 | 6.03 |
| Impact Networking, LLC | Repairs and Maint- Copiers | Transportation | County Highway | 6/20/2023 | 53.90 |
| K&K Image Technology, Inc. | Repairs and Maint- Copiers | Transportation | County Highway | 6/20/2023 | 915.00 |
| McCann Industries, Inc. | Repairs and Maint- Equipment | Transportation | County Highway | 6/20/2023 | 657.45 |
| Enterprise FM Trust | Vehicle Lease | Transportation | County Highway | 6/5/2023 | 6,611.26 |
| Elburn Radiator Repair | Repairs and Maint- Vehicles | Transportation | County Highway | 6/5/2023 | 500.00 |
| Preventative Maintenance Systems | Repairs and Maint- Vehicles | Transportation | County Highway | 6/5/2023 | 361.00 |
| Preventative Maintenance Systems | Repairs and Maint- Vehicles | Transportation | County Highway | 6/5/2023 | 64.50 |
| State of IL Secretary of State | Repairs and Maint- Vehicles | Transportation | County Highway | 6/20/2023 | 163.00 |
| State of IL Secretary of State | Repairs and Maint- Vehicles | Transportation | County Highway | 6/20/2023 | 163.00 |
| State of IL Secretary of State | Repairs and Maint- Vehicles | Transportation | County Highway | 6/20/2023 | 163.00 |
| Doris A. Hohertz | Conferences and Meetings | Transportation | County Highway | 6/5/2023 | 68.00 |
| Michael Way | Conferences and Meetings | Transportation | County Highway | 6/5/2023 | 134.00 |
| Stephen Douglas Zulkowski | Conferences and Meetings | Transportation | County Highway | 6/5/2023 | 50.00 |
| Jonathan Kauth | Conferences and Meetings | Transportation | County Highway | 6/5/2023 | 134.00 |
| Daniel P. Lancaster | Conferences and Meetings | Transportation | County Highway | 6/5/2023 | 134.00 |
| Heidi Lichtenberger | Conferences and Meetings | Transportation | County Highway | 6/5/2023 | 42.52 |
| Thomas B. Rickert | Conferences and Meetings | Transportation | County Highway | 6/5/2023 | 1,304.35 |
| Thomas B. Rickert | Conferences and Meetings | Transportation | County Highway | 6/20/2023 | 132.25 |
| Carl Schoedel | Conferences and Meetings | Transportation | County Highway | 6/20/2023 | 1,817.96 |
| Kathleen Hopkinson | Conferences and Meetings | Transportation | County Highway | 6/20/2023 | 375.00 |
| Doris A. Hohertz | Employee Mileage Expense | Transportation | County Highway | 6/5/2023 | 255.86 |
| Thomas B. Rickert | Employee Mileage Expense | Transportation | County Highway | 6/5/2023 | 121.18 |
| Stephen Douglas Zulkowski | Employee Mileage Expense | Transportation | County Highway | 6/5/2023 | 235.94 |
| Thomas B. Rickert | Employee Mileage Expense | Transportation | County Highway | 6/20/2023 | 184.19 |
| Colleen Jaltuch | Employee Mileage Expense | Transportation | County Highway | 6/20/2023 | 230.56 |
| Eduardo Jimenez | Employee Mileage Expense | Transportation | County Highway | 6/20/2023 | 176.85 |
| Illinois Department of Agriculture | General Association Dues | Transportation | County Highway | 6/20/2023 | 60.00 |
| Illinois Department of Agriculture | General Association Dues | Transportation | County Highway | 6/20/2023 | 45.00 |
| Illinois Department of Agriculture | General Association Dues | Transportation | County Highway | 6/20/2023 | 45.00 |
| The Tree House Inc | Office Supplies | Transportation | County Highway | 6/5/2023 | 769.40 |
| Warehouse Direct, Inc. | Office Supplies | Transportation | County Highway | 6/5/2023 | 307.88 |
| Cintas Corporation | Operating Supplies | Transportation | County Highway | 6/5/2023 | 362.53 |
| Northern Safety and Industrial | Operating Supplies | Transportation | County Highway | 6/5/2023 | 150.65 |
| RentalMax LLC (Saint Charles) | Operating Supplies | Transportation | County Highway | 6/5/2023 | 21.98 |
| Sisler's Ice, Inc. | Operating Supplies | Transportation | County Highway | 6/5/2023 | 176.50 |
| Grainger Inc | Operating Supplies | Transportation | County Highway | 6/20/2023 | 315.04 |
| Grainger Inc | Operating Supplies | Transportation | County Highway | 6/20/2023 | 315.04 |
| Airgas North Central, Inc. | Operating Supplies | Transportation | County Highway | 6/20/2023 | 46.00 |
| Menards, Inc. | Buildings and Grounds Supplies | Transportation | County Highway | 6/5/2023 | 191.61 |
| Menards, Inc. | Buildings and Grounds Supplies | Transportation | County Highway | 6/5/2023 | 487.68 |
| Grainger Inc | Buildings and Grounds Supplies | Transportation | County Highway | 6/20/2023 | 85.73 |
| Grainger Inc | Buildings and Grounds Supplies | Transportation | County Highway | 6/20/2023 | 22.72 |
| McMaster-Carr Supply Co | Buildings and Grounds Supplies | Transportation | County Highway | 6/20/2023 | 32.04 |
| McMaster-Carr Supply Co | Buildings and Grounds Supplies | Transportation | County Highway | 6/20/2023 | 38.05 |
| Holcim-Mamr, Inc. | Crushed Stone | Transportation | County Highway | 6/5/2023 | 1,146.89 |
| Menards, Inc. | Sign Material | Transportation | County Highway | 6/5/2023 | 88.83 |
| Priority Products, Inc. | Sign Material | Transportation | County Highway | 6/20/2023 | 564.56 |
| Custom Products Corporation | Sign Material | Transportation | County Highway | 6/20/2023 | 597.68 |
| Constellation NewEnergy-Gas Division, LLC | Utilities- Natural Gas | Transportation | County Highway | 6/5/2023 | 1,034.95 |
| Nicor Gas | Utilities- Natural Gas | Transportation | County Highway | 6/5/2023 | 723.98 |
| Nicor Gas | Utilities- Natural Gas | Transportation | County Highway | 6/5/2023 | 535.85 |
| Nicor Gas | Utilities- Natural Gas | Transportation | County Highway | 6/20/2023 | 195.86 |
| Nicor Gas | Utilities- Natural Gas | Transportation | County Highway | 6/20/2023 | 279.25 |
| Constellation NewEnergy Inc. | Utilities- Electric | Transportation | County Highway | 6/5/2023 | 167.22 |

| | | | | | |
|--|--------------------------------|----------------|-------------------------|-----------|------------|
| Constellation NewEnergy Inc. | Utilities- Electric | Transportation | County Highway | 6/20/2023 | 1,930.09 |
| City of Geneva | Utilities- Intersect Lighting | Transportation | County Highway | 6/5/2023 | 73.94 |
| Constellation NewEnergy Inc. | Utilities- Intersect Lighting | Transportation | County Highway | 6/5/2023 | 89.71 |
| City of Batavia | Utilities- Intersect Lighting | Transportation | County Highway | 6/5/2023 | 48.34 |
| City of Batavia | Utilities- Intersect Lighting | Transportation | County Highway | 6/5/2023 | 118.79 |
| City of Batavia | Utilities- Intersect Lighting | Transportation | County Highway | 6/5/2023 | 94.70 |
| City of Batavia | Utilities- Intersect Lighting | Transportation | County Highway | 6/5/2023 | 86.23 |
| City of Batavia | Utilities- Intersect Lighting | Transportation | County Highway | 6/5/2023 | 80.32 |
| ComEd | Utilities- Intersect Lighting | Transportation | County Highway | 6/5/2023 | 6.51 |
| ComEd | Utilities- Intersect Lighting | Transportation | County Highway | 6/5/2023 | 28.70 |
| ComEd | Utilities- Intersect Lighting | Transportation | County Highway | 6/5/2023 | 33.98 |
| ComEd | Utilities- Intersect Lighting | Transportation | County Highway | 6/5/2023 | 38.74 |
| ComEd | Utilities- Intersect Lighting | Transportation | County Highway | 6/5/2023 | 117.22 |
| ComEd | Utilities- Intersect Lighting | Transportation | County Highway | 6/5/2023 | 7.41 |
| ComEd | Utilities- Intersect Lighting | Transportation | County Highway | 6/5/2023 | 30.88 |
| ComEd | Utilities- Intersect Lighting | Transportation | County Highway | 6/5/2023 | 166.23 |
| ComEd | Utilities- Intersect Lighting | Transportation | County Highway | 6/5/2023 | 212.47 |
| ComEd | Utilities- Intersect Lighting | Transportation | County Highway | 6/5/2023 | 278.90 |
| ComEd | Utilities- Intersect Lighting | Transportation | County Highway | 6/20/2023 | 23.06 |
| ComEd | Utilities- Intersect Lighting | Transportation | County Highway | 6/20/2023 | 156.50 |
| ComEd | Utilities- Intersect Lighting | Transportation | County Highway | 6/20/2023 | 3,541.55 |
| ComEd | Utilities- Intersect Lighting | Transportation | County Highway | 6/20/2023 | 102.29 |
| ComEd | Utilities- Intersect Lighting | Transportation | County Highway | 6/20/2023 | 24.52 |
| ComEd | Utilities- Intersect Lighting | Transportation | County Highway | 6/20/2023 | 13.50 |
| ComEd | Utilities- Intersect Lighting | Transportation | County Highway | 6/20/2023 | 75.44 |
| ComEd | Utilities- Intersect Lighting | Transportation | County Highway | 6/20/2023 | 165.11 |
| ComEd | Utilities- Intersect Lighting | Transportation | County Highway | 6/20/2023 | 143.04 |
| ComEd | Utilities- Intersect Lighting | Transportation | County Highway | 6/20/2023 | 34.60 |
| ComEd | Utilities- Intersect Lighting | Transportation | County Highway | 6/20/2023 | 60.02 |
| City of Batavia | Utilities- Intersect Lighting | Transportation | County Highway | 6/20/2023 | 105.86 |
| Constellation NewEnergy Inc. | Utilities- Intersect Lighting | Transportation | County Highway | 6/20/2023 | 111.08 |
| Constellation NewEnergy Inc. | Utilities- Intersect Lighting | Transportation | County Highway | 6/20/2023 | 139.00 |
| City of Geneva | Utilities- Intersect Lighting | Transportation | County Highway | 6/20/2023 | 37.84 |
| Petroleum Traders Corporation | Fuel- Vehicles | Transportation | County Highway | 6/5/2023 | 21,690.79 |
| Michael Way | Fuel- Vehicles | Transportation | County Highway | 6/5/2023 | 20.02 |
| Michael D. Zakosek | Fuel- Vehicles | Transportation | County Highway | 6/20/2023 | 63.02 |
| Byrne Software Technologies Inc | Computer Software- Capital | Transportation | County Highway | 6/5/2023 | 9,520.00 |
| 72 Hour, LLC dba National Auto Fleet Group | Automotive Equipment | Transportation | County Highway | 6/20/2023 | 49,901.15 |
| 72 Hour, LLC dba National Auto Fleet Group | Automotive Equipment | Transportation | County Highway | 6/20/2023 | 49,901.15 |
| 72 Hour, LLC dba National Auto Fleet Group | Automotive Equipment | Transportation | County Highway | 6/20/2023 | 50,153.50 |
| Morse Electric, Inc. | Building Improvements | Transportation | County Highway | 6/5/2023 | 21,083.70 |
| HR GREEN Inc (formerly SEC GROUP Inc) | Bridge Inspection | Transportation | County Bridge | 6/20/2023 | 54,066.69 |
| Suburban Teamsters of Northern Illinois | Teamsters Contribution | Transportation | Motor Fuel Tax | 6/20/2023 | 47,936.00 |
| Suburban Teamsters of Northern Illinois | Teamsters Contribution | Transportation | Motor Fuel Tax | 6/20/2023 | 8,298.00 |
| BLA Inc | Engineering Services | Transportation | Motor Fuel Tax | 6/5/2023 | 21,510.52 |
| BLA Inc | Engineering Services | Transportation | Motor Fuel Tax | 6/5/2023 | 20,635.02 |
| BLA Inc | Engineering Services | Transportation | Motor Fuel Tax | 6/5/2023 | 8,892.54 |
| Kimley-Horn & Associates, Inc. | Engineering Services | Transportation | Motor Fuel Tax | 6/20/2023 | 23,027.38 |
| Kimley-Horn & Associates, Inc. | Engineering Services | Transportation | Motor Fuel Tax | 6/20/2023 | 1,035.09 |
| Kimley-Horn & Associates, Inc. | Engineering Services | Transportation | Motor Fuel Tax | 6/20/2023 | 6,881.31 |
| BLA Inc | Engineering Services | Transportation | Motor Fuel Local Option | 6/5/2023 | 2,540.00 |
| BLA Inc | Engineering Services | Transportation | Motor Fuel Local Option | 6/5/2023 | 2,755.24 |
| BLA Inc | Engineering Services | Transportation | Motor Fuel Local Option | 6/5/2023 | 5,645.05 |
| BLA Inc | Engineering Services | Transportation | Motor Fuel Local Option | 6/5/2023 | 1,186.94 |
| DTN LLC | Repairs and Maintenance- Roads | Transportation | Motor Fuel Local Option | 6/20/2023 | 669.00 |
| Geneva Construction Company | Repairs and Maint- Resurfacing | Transportation | Motor Fuel Local Option | 6/20/2023 | 816,207.17 |
| Cintas Corporation | Uniform Supplies | Transportation | Motor Fuel Local Option | 6/5/2023 | 338.85 |
| Cintas Corporation | Uniform Supplies | Transportation | Motor Fuel Local Option | 6/5/2023 | 134.73 |
| Cintas Corporation | Uniform Supplies | Transportation | Motor Fuel Local Option | 6/5/2023 | 56.98 |
| Cintas Corporation | Uniform Supplies | Transportation | Motor Fuel Local Option | 6/5/2023 | 338.85 |
| Cintas Corporation | Uniform Supplies | Transportation | Motor Fuel Local Option | 6/5/2023 | 139.81 |
| Cintas Corporation | Uniform Supplies | Transportation | Motor Fuel Local Option | 6/20/2023 | 343.51 |

| | | | | | |
|--|-------------------------------|----------------|--------------------------|-----------|------------|
| Battery Service Corporation | Vehicle Parts/Supplies | Transportation | Motor Fuel Local Option | 6/5/2023 | 536.65 |
| Battery Service Corporation | Vehicle Parts/Supplies | Transportation | Motor Fuel Local Option | 6/5/2023 | 351.80 |
| Elburn NAPA Inc (North Aurora) | Vehicle Parts/Supplies | Transportation | Motor Fuel Local Option | 6/5/2023 | 203.04 |
| Elburn NAPA Inc (North Aurora) | Vehicle Parts/Supplies | Transportation | Motor Fuel Local Option | 6/5/2023 | 27.99 |
| JX Enterprises, Inc | Vehicle Parts/Supplies | Transportation | Motor Fuel Local Option | 6/5/2023 | 294.96 |
| MacQueen Equipment dba MacQueen Emergency (Temco) | Vehicle Parts/Supplies | Transportation | Motor Fuel Local Option | 6/5/2023 | 106.08 |
| Pomps Tire Service Inc | Vehicle Parts/Supplies | Transportation | Motor Fuel Local Option | 6/5/2023 | 1,160.64 |
| Rush Truck Centers of Illinois, Inc. | Vehicle Parts/Supplies | Transportation | Motor Fuel Local Option | 6/5/2023 | 602.80 |
| Via Carlita, LLC dba Hawk Ford of St. Charles | Vehicle Parts/Supplies | Transportation | Motor Fuel Local Option | 6/5/2023 | 290.08 |
| Wholesale Direct Inc | Vehicle Parts/Supplies | Transportation | Motor Fuel Local Option | 6/20/2023 | 82.79 |
| PetroChoice Holdings Inc | Vehicle Parts/Supplies | Transportation | Motor Fuel Local Option | 6/20/2023 | 358.55 |
| Lakeside International, LLC | Vehicle Parts/Supplies | Transportation | Motor Fuel Local Option | 6/20/2023 | 611.70 |
| Lakeside International, LLC | Vehicle Parts/Supplies | Transportation | Motor Fuel Local Option | 6/20/2023 | 460.71 |
| Lakeside International, LLC | Vehicle Parts/Supplies | Transportation | Motor Fuel Local Option | 6/20/2023 | 91.46 |
| Lakeside International, LLC | Vehicle Parts/Supplies | Transportation | Motor Fuel Local Option | 6/20/2023 | 460.71 |
| Lakeside International, LLC | Vehicle Parts/Supplies | Transportation | Motor Fuel Local Option | 6/20/2023 | (1,200.00) |
| Elburn NAPA Inc (North Aurora) | Vehicle Parts/Supplies | Transportation | Motor Fuel Local Option | 6/20/2023 | 380.96 |
| Elburn NAPA Inc (North Aurora) | Vehicle Parts/Supplies | Transportation | Motor Fuel Local Option | 6/20/2023 | (6.90) |
| Elburn NAPA Inc (North Aurora) | Vehicle Parts/Supplies | Transportation | Motor Fuel Local Option | 6/20/2023 | 32.80 |
| FinishMaster Inc | Vehicle Parts/Supplies | Transportation | Motor Fuel Local Option | 6/20/2023 | 67.40 |
| Elburn NAPA Inc (North Aurora) | Equipment Parts/Supplies | Transportation | Motor Fuel Local Option | 6/5/2023 | 47.04 |
| Elburn NAPA Inc (North Aurora) | Equipment Parts/Supplies | Transportation | Motor Fuel Local Option | 6/5/2023 | 71.96 |
| Elburn NAPA Inc (North Aurora) | Equipment Parts/Supplies | Transportation | Motor Fuel Local Option | 6/5/2023 | 16.52 |
| Elburn NAPA Inc (North Aurora) | Equipment Parts/Supplies | Transportation | Motor Fuel Local Option | 6/5/2023 | 80.98 |
| McCann Industries, Inc. | Equipment Parts/Supplies | Transportation | Motor Fuel Local Option | 6/5/2023 | 871.10 |
| Priority Products, Inc. | Equipment Parts/Supplies | Transportation | Motor Fuel Local Option | 6/5/2023 | 38.19 |
| Priority Products, Inc. | Equipment Parts/Supplies | Transportation | Motor Fuel Local Option | 6/5/2023 | 27.96 |
| Standard Equipment Co | Equipment Parts/Supplies | Transportation | Motor Fuel Local Option | 6/5/2023 | 350.44 |
| Suburban Propane | Equipment Parts/Supplies | Transportation | Motor Fuel Local Option | 6/5/2023 | 151.46 |
| Valley Hydraulic Service, Inc. | Equipment Parts/Supplies | Transportation | Motor Fuel Local Option | 6/20/2023 | 321.73 |
| Priority Products, Inc. | Equipment Parts/Supplies | Transportation | Motor Fuel Local Option | 6/20/2023 | 14.57 |
| Priority Products, Inc. | Equipment Parts/Supplies | Transportation | Motor Fuel Local Option | 6/20/2023 | 233.71 |
| McCann Industries, Inc. | Equipment Parts/Supplies | Transportation | Motor Fuel Local Option | 6/20/2023 | 3,085.66 |
| McCann Industries, Inc. | Equipment Parts/Supplies | Transportation | Motor Fuel Local Option | 6/20/2023 | 233.67 |
| NAPCO Steel, Inc. | Equipment Parts/Supplies | Transportation | Motor Fuel Local Option | 6/20/2023 | 843.35 |
| Alta Construction Equip of IL dba Martin Implement | Equipment Parts/Supplies | Transportation | Motor Fuel Local Option | 6/20/2023 | 217.17 |
| Elburn NAPA Inc (North Aurora) | Equipment Parts/Supplies | Transportation | Motor Fuel Local Option | 6/20/2023 | 23.00 |
| Elburn NAPA Inc (North Aurora) | Equipment Parts/Supplies | Transportation | Motor Fuel Local Option | 6/20/2023 | 95.40 |
| Elburn NAPA Inc (North Aurora) | Equipment Parts/Supplies | Transportation | Motor Fuel Local Option | 6/20/2023 | 13.62 |
| FinishMaster Inc | Equipment Parts/Supplies | Transportation | Motor Fuel Local Option | 6/20/2023 | 337.31 |
| FinishMaster Inc | Equipment Parts/Supplies | Transportation | Motor Fuel Local Option | 6/20/2023 | 481.16 |
| Valley Hydraulic Service, Inc. | Tools | Transportation | Motor Fuel Local Option | 6/5/2023 | 103.04 |
| Elburn NAPA Inc (North Aurora) | Tools | Transportation | Motor Fuel Local Option | 6/20/2023 | 70.54 |
| Builders Asphalt, LLC | Road Material | Transportation | Motor Fuel Local Option | 6/5/2023 | 149.76 |
| Menards, Inc. | Road Material | Transportation | Motor Fuel Local Option | 6/5/2023 | 79.99 |
| Menards, Inc. | Road Material | Transportation | Motor Fuel Local Option | 6/5/2023 | 599.96 |
| H&H Electric Co. | Utilities- Intersect Lighting | Transportation | Motor Fuel Local Option | 6/5/2023 | 62,367.15 |
| H&H Electric Co. | Utilities- Intersect Lighting | Transportation | Motor Fuel Local Option | 6/20/2023 | 540.00 |
| H&H Electric Co. | Utilities- Intersect Lighting | Transportation | Motor Fuel Local Option | 6/20/2023 | 719.60 |
| H&H Electric Co. | Utilities- Intersect Lighting | Transportation | Motor Fuel Local Option | 6/20/2023 | 426.89 |
| H&H Electric Co. | Utilities- Intersect Lighting | Transportation | Motor Fuel Local Option | 6/20/2023 | 6,527.71 |
| H&H Electric Co. | Utilities- Intersect Lighting | Transportation | Motor Fuel Local Option | 6/20/2023 | 0.30 |
| H&H Electric Co. | Utilities- Intersect Lighting | Transportation | Motor Fuel Local Option | 6/20/2023 | 220,654.28 |
| H&H Electric Co. | Utilities- Intersect Lighting | Transportation | Motor Fuel Local Option | 6/20/2023 | 80,288.88 |
| AGSCO Corporation | Machinery and Equipment | Transportation | Motor Fuel Local Option | 6/20/2023 | 28,744.00 |
| Stantec Consulting Services Inc | Engineering Services | Transportation | Transportation Sales Tax | 6/5/2023 | 4,532.04 |
| Applied Pavement Technology Inc | Engineering Services | Transportation | Transportation Sales Tax | 6/5/2023 | 107,045.00 |
| Applied Pavement Technology Inc | Engineering Services | Transportation | Transportation Sales Tax | 6/5/2023 | 10,874.40 |
| Baxter & Woodman Inc | Engineering Services | Transportation | Transportation Sales Tax | 6/5/2023 | 16,122.48 |
| Christopher B. Burke Engineering, Ltd. | Engineering Services | Transportation | Transportation Sales Tax | 6/5/2023 | 6,151.57 |
| Crawford Murphy & Tilly Inc (CMT) | Engineering Services | Transportation | Transportation Sales Tax | 6/20/2023 | 10,341.30 |
| Crawford Murphy & Tilly Inc (CMT) | Engineering Services | Transportation | Transportation Sales Tax | 6/20/2023 | 588.07 |

| | | | | | |
|--|----------------------------------|----------------|--------------------------|-----------|------------|
| Kimley-Horn & Associates, Inc. | Engineering Services | Transportation | Transportation Sales Tax | 6/20/2023 | 19,968.31 |
| Kimley-Horn & Associates, Inc. | Engineering Services | Transportation | Transportation Sales Tax | 6/20/2023 | 3,953.01 |
| Kimley-Horn & Associates, Inc. | Engineering Services | Transportation | Transportation Sales Tax | 6/20/2023 | 9,007.49 |
| Alfred Benesch & Co | Engineering Services | Transportation | Transportation Sales Tax | 6/20/2023 | 78,649.48 |
| Pennsylvania Turnpike Comm (E-Z Pass Interag Fund) | Contractual/Consulting Services | Transportation | Transportation Sales Tax | 6/5/2023 | 10,000.00 |
| Martam Construction Inc | Repairs and Maintenance- Bridges | Transportation | Transportation Sales Tax | 6/20/2023 | 167,452.70 |
| PACE Suburban Bus | External Grants | Transportation | Transportation Sales Tax | 6/5/2023 | 170,000.00 |
| A Lamp Concrete Contractors Inc | Road Construction | Transportation | Transportation Sales Tax | 6/5/2023 | 327,941.19 |
| A Lamp Concrete Contractors Inc | Road Construction | Transportation | Transportation Sales Tax | 6/20/2023 | 115,844.39 |
| Chicago Title Company, LLC | Highway Right of Way | Transportation | Transportation Sales Tax | 6/5/2023 | 200.00 |
| Margaret Engel | Highway Right of Way | Transportation | Transportation Sales Tax | 6/20/2023 | 3,200.00 |
| Andres Rojo | Highway Right of Way | Transportation | Transportation Sales Tax | 6/20/2023 | 3,750.00 |
| Carmen Rojo | Highway Right of Way | Transportation | Transportation Sales Tax | 6/20/2023 | 3,750.00 |
| Cherry Road Partners, LLC | Highway Right of Way | Transportation | Transportation Sales Tax | 6/20/2023 | 57,500.00 |
| Peloton Inc dba Frank's Employment | Contractual/Consulting Services | Health | County Health | 6/20/2023 | 1,291.23 |
| Peloton Inc dba Frank's Employment | Contractual/Consulting Services | Health | County Health | 6/20/2023 | 1,522.50 |
| Peloton Inc dba Frank's Employment | Contractual/Consulting Services | Health | County Health | 6/20/2023 | 1,148.40 |
| Peloton Inc dba Frank's Employment | Contractual/Consulting Services | Health | County Health | 6/20/2023 | 1,293.11 |
| Peloton Inc dba Frank's Employment | Contractual/Consulting Services | Health | County Health | 6/20/2023 | 1,299.20 |
| Peloton Inc dba Frank's Employment | Contractual/Consulting Services | Health | County Health | 6/20/2023 | 1,218.00 |
| Peloton Inc dba Frank's Employment | Contractual/Consulting Services | Health | County Health | 6/20/2023 | 1,624.00 |
| Peloton Inc dba Frank's Employment | Contractual/Consulting Services | Health | County Health | 6/20/2023 | 1,319.50 |
| Peloton Inc dba Frank's Employment | Contractual/Consulting Services | Health | County Health | 6/20/2023 | 1,276.00 |
| Peloton Inc dba Frank's Employment | Contractual/Consulting Services | Health | County Health | 6/20/2023 | 1,522.50 |
| Peloton Inc dba Frank's Employment | Contractual/Consulting Services | Health | County Health | 6/20/2023 | 1,229.60 |
| Peloton Inc dba Frank's Employment | Contractual/Consulting Services | Health | County Health | 6/20/2023 | 742.40 |
| Peloton Inc dba Frank's Employment | Contractual/Consulting Services | Health | County Health | 6/20/2023 | 1,218.00 |
| Gordon Flesch Company Inc | Repairs and Maint- Office Equip | Health | County Health | 6/20/2023 | 209.00 |
| Impact Networking, LLC | Repairs and Maint- Office Equip | Health | County Health | 6/20/2023 | 84.70 |
| Toshiba America Business Solutions Inc | Repairs and Maint- Office Equip | Health | County Health | 6/20/2023 | 397.81 |
| Toshiba America Business Solutions Inc | Repairs and Maint- Office Equip | Health | County Health | 6/20/2023 | 13.54 |
| Roskuszka & Sons dba Wallys Printing | Operating Supplies | Health | County Health | 6/20/2023 | 112.00 |
| Insight Public Sector Inc | Computer Software- Non Capital | Health | County Health | 6/20/2023 | 158.00 |
| Well Child Center | Contractual/Consulting Services | Health | County Health | 6/20/2023 | 750.00 |
| Advocate Sherman Hospital | Operating Supplies | Health | County Health | 6/20/2023 | 60.00 |
| Advocate Sherman Hospital | Operating Supplies | Health | County Health | 6/20/2023 | 1,250.00 |
| AT&T | Telephone | Health | County Health | 6/20/2023 | 261.34 |
| W A Management, Inc. (Waldschmidt & Assoc.) | Contractual/Consulting Services | Health | County Health | 6/20/2023 | 653.00 |
| Peloton Inc dba Frank's Employment | Contractual/Consulting Services | Health | County Health | 6/20/2023 | 1,365.00 |
| Peloton Inc dba Frank's Employment | Contractual/Consulting Services | Health | County Health | 6/20/2023 | 1,522.50 |
| Peloton Inc dba Frank's Employment | Contractual/Consulting Services | Health | County Health | 6/20/2023 | 798.00 |
| Peloton Inc dba Frank's Employment | Contractual/Consulting Services | Health | County Health | 6/20/2023 | 1,296.75 |
| Peloton Inc dba Frank's Employment | Contractual/Consulting Services | Health | County Health | 6/20/2023 | 684.00 |
| Peloton Inc dba Frank's Employment | Contractual/Consulting Services | Health | County Health | 6/20/2023 | 2,184.00 |
| Peloton Inc dba Frank's Employment | Contractual/Consulting Services | Health | County Health | 6/20/2023 | 598.50 |
| Burnidge Properties Ltd | Building Space Rental | Health | County Health | 6/20/2023 | 1,094.48 |
| Maira Velasquez | Employee Mileage Expense | Health | County Health | 6/20/2023 | 42.90 |
| Empower Health Services, LLC | Contractual/Consulting Services | Health | County Health | 6/20/2023 | 5,000.00 |
| Julia Vigil | Employee Mileage Expense | Health | County Health | 6/5/2023 | 101.53 |
| Constellation NewEnergy Inc. | Utilities- Electric | Health | County Health | 6/20/2023 | 153.93 |
| Mitchell & McCormick, Inc | Contractual/Consulting Services | Health | County Health | 6/20/2023 | 350.00 |
| Katie Glomp | Employee Mileage Expense | Health | County Health | 6/20/2023 | 149.34 |
| Warehouse Direct, Inc. | Office Supplies | Health | County Health | 6/5/2023 | 491.07 |
| Dreyer Medical Clinic | Contractual/Consulting Services | Health | County Health | 6/20/2023 | 2,000.00 |
| Maria Leon | Employee Mileage Expense | Health | County Health | 6/20/2023 | 421.47 |
| Peloton Inc dba Frank's Employment | Contractual/Consulting Services | Health | County Health | 6/5/2023 | 1,568.70 |
| Peloton Inc dba Frank's Employment | Contractual/Consulting Services | Health | County Health | 6/20/2023 | 1,568.70 |
| Peloton Inc dba Frank's Employment | Contractual/Consulting Services | Health | County Health | 6/20/2023 | 1,670.38 |
| Peloton Inc dba Frank's Employment | Contractual/Consulting Services | Health | County Health | 6/20/2023 | 1,639.25 |
| Peloton Inc dba Frank's Employment | Contractual/Consulting Services | Health | County Health | 6/20/2023 | 1,568.70 |
| Peloton Inc dba Frank's Employment | Contractual/Consulting Services | Health | County Health | 6/20/2023 | 1,568.70 |
| Peloton Inc dba Frank's Employment | Contractual/Consulting Services | Health | County Health | 6/20/2023 | 1,568.70 |

| | | | | | |
|--|---------------------------------|----------------------------|----------------------------------|-----------|------------|
| Peloton Inc dba Frank's Employment | Contractual/Consulting Services | Health | County Health | 6/20/2023 | 1,162.00 |
| Peloton Inc dba Frank's Employment | Contractual/Consulting Services | Health | County Health | 6/20/2023 | 1,452.50 |
| Peloton Inc dba Frank's Employment | Contractual/Consulting Services | Health | County Health | 6/20/2023 | 1,389.42 |
| Peloton Inc dba Frank's Employment | Contractual/Consulting Services | Health | County Health | 6/20/2023 | 1,568.70 |
| Peloton Inc dba Frank's Employment | Contractual/Consulting Services | Health | County Health | 6/20/2023 | 1,452.50 |
| Peloton Inc dba Frank's Employment | Contractual/Consulting Services | Health | County Health | 6/20/2023 | 1,452.50 |
| Peloton Inc dba Frank's Employment | Contractual/Consulting Services | Health | County Health | 6/20/2023 | 1,120.50 |
| Peloton Inc dba Frank's Employment | Contractual/Consulting Services | Health | County Health | 6/20/2023 | 1,254.96 |
| Peloton Inc dba Frank's Employment | Contractual/Consulting Services | Health | County Health | 6/20/2023 | 871.50 |
| Peloton Inc dba Frank's Employment | Contractual/Consulting Services | Health | County Health | 6/20/2023 | 1,162.00 |
| KPMG LLP | Contractual/Consulting Services | Health | County Health | 6/20/2023 | 122,902.48 |
| Advocate Sherman Hospital | Operating Supplies | Health | County Health | 6/20/2023 | 1,250.00 |
| SensoScientific, Inc. | Operating Supplies | Health | County Health | 6/20/2023 | 2,079.00 |
| Tamara Livingston dba T.S. Livingston Inc. | Contractual/Consulting Services | Health | Kane Kares | 6/20/2023 | 525.00 |
| Burmidge Properties Ltd | Building Space Rental | Health | Kane Kares | 6/20/2023 | 1,810.95 |
| Centrode Informacion | External Grants | Other- Countywide Expenses | American Rescue Plan | 6/16/2023 | 9,595.40 |
| Ecker Center for Behavioral Health | External Grants | Other- Countywide Expenses | American Rescue Plan | 6/16/2023 | 106,823.75 |
| Nation Eckeral Alliance on Mental Illness | External Grants | Other- Countywide Expenses | American Rescue Plan | 6/16/2023 | 7,133.18 |
| Ernst & Young U.S. LLP | Contractual/Consulting Services | Other- Countywide Expenses | American Rescue Plan | 6/5/2023 | 55,978.70 |
| Ernst & Young U.S. LLP | Contractual/Consulting Services | Other- Countywide Expenses | American Rescue Plan | 6/5/2023 | 67,344.20 |
| Miller, Hall & Triggs, LLC | Legal Services | Veterans' Commission | Veterans' Commission | 6/20/2023 | 1,932.00 |
| Toshiba America Business Solutions Inc | Repairs and Maint- Copiers | Veterans' Commission | Veterans' Commission | 6/20/2023 | 87.85 |
| Jesus Arteaga | Employee Training | Veterans' Commission | Veterans' Commission | 6/20/2023 | 222.00 |
| Nathaniel Johnson | Employee Training | Veterans' Commission | Veterans' Commission | 6/20/2023 | 480.60 |
| Steven L. Wells | Employee Training | Veterans' Commission | Veterans' Commission | 6/20/2023 | 222.00 |
| Jacob Zimmerman | Employee Training | Veterans' Commission | Veterans' Commission | 6/20/2023 | 456.98 |
| Charles A. Lasky | Conferences and Meetings | Information Technologies | IL Counties Information Mgmt | 6/5/2023 | 16.00 |
| Submittable Holdings Inc. dba Submittable | Contractual/Consulting Services | Information Technologies | Web Technical Services | 6/5/2023 | 369.00 |
| Cassie Design | Contractual/Consulting Services | Information Technologies | Web Technical Services | 6/20/2023 | 975.00 |
| New Venture Advisors, LLC | Contractual/Consulting Services | Development | Economic Development | 6/5/2023 | 10,000.00 |
| JEG 360, LLC | Contractual/Consulting Services | Development | Economic Development | 6/5/2023 | 600.00 |
| JEG 360, LLC | Contractual/Consulting Services | Development | Economic Development | 6/20/2023 | 6,487.50 |
| Pathways Community Network Institute | Contractual/Consulting Services | Development | Community Dev Block Program | 6/5/2023 | 1,380.32 |
| Natl Assn for County Community & Econ Dev(NACCED) | Employee Training | Development | Community Dev Block Program | 6/5/2023 | 450.00 |
| Village of North Aurora | Miscellaneous Contractual Exp | Development | Community Dev Block Program | 6/5/2023 | 140,994.49 |
| Spillane and Sons Ltd. | Miscellaneous Contractual Exp | Development | Community Dev Block Program | 6/5/2023 | 19,284.90 |
| Spillane and Sons Ltd. | Miscellaneous Contractual Exp | Development | Community Dev Block Program | 6/5/2023 | 269,715.10 |
| Spillane and Sons Ltd. | Miscellaneous Contractual Exp | Development | Community Dev Block Program | 6/5/2023 | 23,800.00 |
| Spillane and Sons Ltd. | Miscellaneous Contractual Exp | Development | Community Dev Block Program | 6/20/2023 | 122,640.27 |
| Spillane and Sons Ltd. | Miscellaneous Contractual Exp | Development | Community Dev Block Program | 6/20/2023 | 73,081.68 |
| Conley Excavating, Inc. dba Conley Excav & Constr. | Miscellaneous Contractual Exp | Development | Community Dev Block Program | 6/20/2023 | 2,284.15 |
| Christopher Dall | Employee Mileage Expense | Development | HOME Program | 6/5/2023 | 9.56 |
| Housing Continuum Inc | Miscellaneous Contractual Exp | Development | HOME Program | 6/5/2023 | 34,689.00 |
| Title Services Midwest, LLC | Miscellaneous Contractual Exp | Development | HOME Program | 6/5/2023 | 139,083.54 |
| Pathways Community Network Institute | Contractual/Consulting Services | Development | Homeless Management Info Systems | 6/5/2023 | 3,656.36 |
| Conley Excavating, Inc. dba Conley Excav & Constr. | Other Construction | Development | Cost Share Drainage | 6/20/2023 | 4,943.00 |
| Aurora Heights Apartments LLC | Miscellaneous Contractual Exp | Development | Emergency Rental Assistance #2 | 6/20/2023 | 880.00 |
| Aurora Heights Apartments LLC | Miscellaneous Contractual Exp | Development | Emergency Rental Assistance #2 | 6/20/2023 | 985.00 |
| Aurora Heights Apartments LLC | Miscellaneous Contractual Exp | Development | Emergency Rental Assistance #2 | 6/20/2023 | 985.00 |
| Todd R Von Ohlen | Miscellaneous Contractual Exp | Development | Emergency Rental Assistance #2 | 6/20/2023 | 650.00 |
| Clark Dietz Inc | Miscellaneous Contractual Exp | Development | CDBG-CV | 6/5/2023 | 2,008.82 |
| Spencer J. Anderson | Miscellaneous Contractual Exp | Development | Home - ARP | 6/20/2023 | 1,780.00 |
| Asumoni Property Management LLC | Miscellaneous Contractual Exp | Development | Home - ARP | 6/20/2023 | 475.00 |
| Asumoni Property Management LLC | Miscellaneous Contractual Exp | Development | Home - ARP | 6/20/2023 | 1,000.00 |
| Mary Hager-Swanson | Miscellaneous Contractual Exp | Development | Home - ARP | 6/20/2023 | 605.00 |
| Paul N Schmolke dba Weststar Industries LLC | Miscellaneous Contractual Exp | Development | Home - ARP | 6/20/2023 | 600.00 |
| Preferred Home Realty (DBA Preferred Management) | Miscellaneous Contractual Exp | Development | Home - ARP | 6/20/2023 | 650.00 |
| Preferred Home Realty (DBA Preferred Management) | Miscellaneous Contractual Exp | Development | Home - ARP | 6/20/2023 | 1,000.00 |
| Preferred Home Realty (DBA Preferred Management) | Miscellaneous Contractual Exp | Development | Home - ARP | 6/20/2023 | 1,000.00 |
| Preferred Home Realty (DBA Preferred Management) | Miscellaneous Contractual Exp | Development | Home - ARP | 6/20/2023 | 900.00 |
| Preferred Home Realty (DBA Preferred Management) | Miscellaneous Contractual Exp | Development | Home - ARP | 6/20/2023 | 950.00 |
| Tongs Brother Inc | Miscellaneous Contractual Exp | Development | Home - ARP | 6/20/2023 | 850.00 |

| | | | | | |
|---|----------------------------------|--------------|-----------------------------|-----------|-----------|
| Tongs Brother Inc | Miscellaneous Contractual Exp | Development | Home - ARP | 6/20/2023 | 430.00 |
| Tongs Brother Inc | Miscellaneous Contractual Exp | Development | Home - ARP | 6/20/2023 | 440.00 |
| Tisa M. Baum | Employee Mileage Expense | Development | Homeless Prevention Program | 6/5/2023 | 233.90 |
| Tisa M. Baum | Employee Mileage Expense | Development | Homeless Prevention Program | 6/20/2023 | 72.05 |
| Edge Properties, LLC dba Edge Utilities | Miscellaneous Contractual Exp | Development | Homeless Prevention Program | 6/20/2023 | 415.12 |
| Special Project Staffing dba The Salem Group | Contractual/Consulting Services | County Board | Farmland Preservation | 6/20/2023 | 504.00 |
| Special Project Staffing dba The Salem Group | Contractual/Consulting Services | County Board | Farmland Preservation | 6/20/2023 | 472.50 |
| Special Project Staffing dba The Salem Group | Contractual/Consulting Services | County Board | Farmland Preservation | 6/20/2023 | 31.50 |
| Special Project Staffing dba The Salem Group | Contractual/Consulting Services | County Board | Farmland Preservation | 6/20/2023 | 315.00 |
| Special Project Staffing dba The Salem Group | Contractual/Consulting Services | County Board | Farmland Preservation | 6/20/2023 | 315.00 |
| Special Project Staffing dba The Salem Group | Contractual/Consulting Services | County Board | Farmland Preservation | 6/20/2023 | 315.00 |
| Special Project Staffing dba The Salem Group | Contractual/Consulting Services | County Board | Farmland Preservation | 6/20/2023 | 315.00 |
| Newmark Knight Frank Valuation & Advisory LLC | Appraisal Services | County Board | Farmland Preservation | 6/20/2023 | 3,500.00 |
| Newmark Knight Frank Valuation & Advisory LLC | Appraisal Services | County Board | Farmland Preservation | 6/20/2023 | 3,500.00 |
| New Venture Advisors, LLC | Contractual/Consulting Services | Development | Growing for Kane | 6/5/2023 | 5,000.00 |
| Batavia Enterprises, Inc | Prepaid Expense | | Workforce Development | 6/20/2023 | 19,599.78 |
| County of Kendall | Prepaid Expense | | Workforce Development | 6/20/2023 | 800.00 |
| Launchpad Careers Inc | Prepaid Expense | | Workforce Development | 6/20/2023 | 64,764.00 |
| Jeffrey W. Richardson | Prepaid Expense | | Workforce Development | 6/20/2023 | 3,144.51 |
| Maria Luisa Gonzalez | Employee Mileage Expense | - WIOA 22 | Workforce Development | 6/20/2023 | 48.80 |
| Diane Turner | Employee Mileage Expense | - WIOA 22 | Workforce Development | 6/20/2023 | 19.65 |
| Impact Networking, LLC | Office Supplies | - WIOA 22 | Workforce Development | 6/20/2023 | 150.48 |
| Maria Luisa Gonzalez | Employee Mileage Expense | - WIOA 22 | Workforce Development | 6/20/2023 | 14.41 |
| Business and Career Services Incorporated | Miscellaneous Contractual Exp | - WIOA 22 | Workforce Development | 6/20/2023 | 5,581.15 |
| Waubensee Community College | Miscellaneous Contractual Exp | - WIOA 22 | Workforce Development | 6/20/2023 | 13,134.51 |
| Business and Career Services Incorporated | Work Based Learning Activities | - WIOA 22 | Workforce Development | 6/20/2023 | 2,528.73 |
| Grundy-Kendall Regional Office of Education | Miscellaneous Contractual Exp | - WIOA 22 | Workforce Development | 6/5/2023 | 844.99 |
| Grundy-Kendall Regional Office of Education | Work Based Learning Activities | - WIOA 22 | Workforce Development | 6/5/2023 | 427.62 |
| Grundy-Kendall Regional Office of Education | Youth Supportive Services | - WIOA 22 | Workforce Development | 6/5/2023 | 90.00 |
| National Youth Advocate Program, Inc. | Miscellaneous Contractual Exp | - WIOA 22 | Workforce Development | 6/5/2023 | 1,818.27 |
| Central States SER, Jobs for Progress, Inc. | Miscellaneous Contractual Exp | - WIOA 22 | Workforce Development | 6/5/2023 | 10,562.61 |
| Central States SER, Jobs for Progress, Inc. | Miscellaneous Contractual Exp | - WIOA 22 | Workforce Development | 6/20/2023 | 14,601.40 |
| Business and Career Services Incorporated | Miscellaneous Contractual Exp | - WIOA 22 | Workforce Development | 6/20/2023 | 5,429.02 |
| Parents Alliance Employment Project | Miscellaneous Contractual Exp | - WIOA 22 | Workforce Development | 6/20/2023 | 4,342.25 |
| Waubensee Community College | Miscellaneous Contractual Exp | - WIOA 22 | Workforce Development | 6/20/2023 | 12,369.95 |
| Central States SER, Jobs for Progress, Inc. | Work Based Learning Activities | - WIOA 22 | Workforce Development | 6/5/2023 | 4,001.85 |
| Central States SER, Jobs for Progress, Inc. | Work Based Learning Activities | - WIOA 22 | Workforce Development | 6/20/2023 | 5,155.13 |
| Parents Alliance Employment Project | Work Based Learning Activities | - WIOA 22 | Workforce Development | 6/20/2023 | 11,139.21 |
| Waubensee Community College | Work Based Learning Activities | - WIOA 22 | Workforce Development | 6/20/2023 | 13,313.87 |
| Waubensee Community College | Work Based Learning Activities | - WIOA 22 | Workforce Development | 6/20/2023 | 14,137.69 |
| Business and Career Services Incorporated | Work Based Learning Activities | - WIOA 22 | Workforce Development | 6/20/2023 | 6,217.20 |
| Waubensee Community College | Youth ITA | - WIOA 22 | Workforce Development | 6/20/2023 | 2,626.21 |
| Waubensee Community College | Youth ITA | - WIOA 22 | Workforce Development | 6/20/2023 | 189.99 |
| Central States SER, Jobs for Progress, Inc. | Youth Supportive Services | - WIOA 22 | Workforce Development | 6/5/2023 | 106.92 |
| Central States SER, Jobs for Progress, Inc. | Youth Supportive Services | - WIOA 22 | Workforce Development | 6/20/2023 | 132.98 |
| Parents Alliance Employment Project | Youth Supportive Services | - WIOA 22 | Workforce Development | 6/20/2023 | 1,147.63 |
| Waubensee Community College | Youth Supportive Services | - WIOA 22 | Workforce Development | 6/20/2023 | 3,074.64 |
| Waubensee Community College | Youth Supportive Services | - WIOA 22 | Workforce Development | 6/20/2023 | 3,266.03 |
| Business and Career Services Incorporated | Youth Supportive Services | - WIOA 22 | Workforce Development | 6/20/2023 | 1,134.51 |
| Business and Career Services Incorporated | YOUTH OJT | - WIOA 22 | Workforce Development | 6/5/2023 | 6,050.96 |
| Central States SER, Jobs for Progress, Inc. | Academic/Pre-Vocational Services | - WIOA 22 | Workforce Development | 6/5/2023 | 6.99 |
| Central States SER, Jobs for Progress, Inc. | Academic/Pre-Vocational Services | - WIOA 22 | Workforce Development | 6/20/2023 | 90.97 |
| Kishwaukee College | Miscellaneous Contractual Exp | - WIOA 22 | Workforce Development | 6/5/2023 | 8,772.21 |
| Kishwaukee College | Work Based Learning Activities | - WIOA 22 | Workforce Development | 6/5/2023 | 9,276.64 |
| Kishwaukee College | Youth ITA | - WIOA 22 | Workforce Development | 6/5/2023 | 47,379.08 |
| Kishwaukee College | Youth Supportive Services | - WIOA 22 | Workforce Development | 6/5/2023 | 1,675.00 |
| Grundy-Kendall Regional Office of Education | Miscellaneous Contractual Exp | - WIOA 22 | Workforce Development | 6/5/2023 | 5,233.15 |
| Grundy-Kendall Regional Office of Education | Work Based Learning Activities | - WIOA 22 | Workforce Development | 6/5/2023 | 1,617.60 |
| Grundy-Kendall Regional Office of Education | Youth ITA | - WIOA 22 | Workforce Development | 6/5/2023 | 1,094.75 |
| Waubensee Community College | Youth ITA | - WIOA 22 | Workforce Development | 6/20/2023 | 779.51 |
| Grundy-Kendall Regional Office of Education | Youth Supportive Services | - WIOA 22 | Workforce Development | 6/5/2023 | 264.82 |
| Grundy-Kendall Regional Office of Education | Academic/Pre-Vocational Services | - WIOA 22 | Workforce Development | 6/5/2023 | 1,119.00 |

| | | | | | |
|---|--------------------------------|-----------|-----------------------|-----------|-----------|
| Aplus System, LLC | Janitorial Services | - WIOA 22 | Workforce Development | 6/5/2023 | 93.24 |
| Aplus System, LLC | Janitorial Services | - WIOA 22 | Workforce Development | 6/20/2023 | 93.24 |
| Lindsay Hutchins | Employee Mileage Expense | - WIOA 22 | Workforce Development | 6/5/2023 | 52.66 |
| Amanda Weinreis | Employee Mileage Expense | - WIOA 22 | Workforce Development | 6/5/2023 | 20.44 |
| Amanda Weinreis | Employee Mileage Expense | - WIOA 22 | Workforce Development | 6/5/2023 | 20.44 |
| Amanda Weinreis | Employee Mileage Expense | - WIOA 22 | Workforce Development | 6/20/2023 | 20.44 |
| Amanda Weinreis | Employee Mileage Expense | - WIOA 22 | Workforce Development | 6/20/2023 | 40.87 |
| Lindsay Hutchins | Employee Mileage Expense | - WIOA 22 | Workforce Development | 6/20/2023 | 52.66 |
| Roberto D. Rivera | Employee Mileage Expense | - WIOA 22 | Workforce Development | 6/20/2023 | 84.18 |
| Renata Robinson | Employee Mileage Expense | - WIOA 22 | Workforce Development | 6/20/2023 | 67.20 |
| APS Training Inst., Inc. dba APS Training Academy | Miscellaneous Contractual Exp | - WIOA 22 | Workforce Development | 6/20/2023 | 337.50 |
| Employment & Employer Services, Inc. | Work Based Learning Activities | - WIOA 22 | Workforce Development | 6/20/2023 | 10,136.92 |
| Rock Gate Capital, LLC (dba 160 Driving Academy) | DT ITA | - WIOA 22 | Workforce Development | 6/20/2023 | 5,363.00 |
| Symbol Training Institute | DT ITA | - WIOA 22 | Workforce Development | 6/20/2023 | 10,000.00 |
| Waubensee Community College | DT Class Size Training | - WIOA 22 | Workforce Development | 6/5/2023 | 2,482.85 |
| Sapphire Ingram | SS Transportation Assistance | - WIOA 22 | Workforce Development | 6/5/2023 | 115.94 |
| Melissa Bustamonte | SS Transportation Assistance | - WIOA 22 | Workforce Development | 6/20/2023 | 1,200.00 |
| Maria De Jesus Cruz | SS Transportation Assistance | - WIOA 22 | Workforce Development | 6/20/2023 | 301.30 |
| National Youth Advocate Program, Inc. | SS Other Supportive Services | - WIOA 22 | Workforce Development | 6/5/2023 | 1,837.84 |
| Diana L. Perez | SS Other Supportive Services | - WIOA 22 | Workforce Development | 6/20/2023 | 203.20 |
| Follett Higher Education Group, Inc. | DT ITA | - WIOA 22 | Workforce Development | 6/20/2023 | 459.31 |
| Tiffany N. Frazier | SS Transportation Assistance | - WIOA 22 | Workforce Development | 6/5/2023 | 293.45 |
| Allison Kocher | SS Transportation Assistance | - WIOA 22 | Workforce Development | 6/20/2023 | 129.49 |
| Brittani U. Dandridge | SS Transportation Assistance | - WIOA 22 | Workforce Development | 6/20/2023 | 953.96 |
| Elgin Community College | DT Class Size Training | - WIOA 22 | Workforce Development | 6/20/2023 | 5,467.90 |
| Sebastian Negron | SS Transportation Assistance | - WIOA 22 | Workforce Development | 6/5/2023 | 38.90 |
| Sebastian Negron | SS Transportation Assistance | - WIOA 22 | Workforce Development | 6/20/2023 | 38.90 |
| Elgin Community College | SS Transportation Assistance | - WIOA 22 | Workforce Development | 6/20/2023 | 132.00 |
| Cheryl Weiler | Employee Mileage Expense | - WIOA 22 | Workforce Development | 6/5/2023 | 26.72 |
| Cheryl Weiler | Employee Mileage Expense | - WIOA 22 | Workforce Development | 6/20/2023 | 53.45 |
| Illinois College of Nursing, LLC | DT ITA | - WIOA 22 | Workforce Development | 6/5/2023 | 2,400.00 |
| Rasmussen College | DT ITA | - WIOA 22 | Workforce Development | 6/5/2023 | 1,055.00 |
| Microtrain Technologies | DT ITA | - WIOA 22 | Workforce Development | 6/20/2023 | 5,945.00 |
| Stephanie Sankey | SS Transportation Assistance | - WIOA 22 | Workforce Development | 6/5/2023 | 103.76 |
| Eugenie Sayogo | SS Transportation Assistance | - WIOA 22 | Workforce Development | 6/5/2023 | 543.35 |
| Deborah L Smart | SS Other Supportive Services | - WIOA 22 | Workforce Development | 6/5/2023 | 239.09 |
| Aplus System, LLC | Janitorial Services | - WIOA 22 | Workforce Development | 6/5/2023 | 139.86 |
| Aplus System, LLC | Janitorial Services | - WIOA 22 | Workforce Development | 6/20/2023 | 139.86 |
| Amanda Weinreis | Employee Mileage Expense | - WIOA 22 | Workforce Development | 6/5/2023 | 18.86 |
| Amanda Weinreis | Employee Mileage Expense | - WIOA 22 | Workforce Development | 6/5/2023 | 18.86 |
| Lindsay Hutchins | Employee Mileage Expense | - WIOA 22 | Workforce Development | 6/5/2023 | 25.94 |
| Lindsay Hutchins | Employee Mileage Expense | - WIOA 22 | Workforce Development | 6/20/2023 | 25.94 |
| Roberto D. Rivera | Employee Mileage Expense | - WIOA 22 | Workforce Development | 6/20/2023 | 80.88 |
| Renata Robinson | Employee Mileage Expense | - WIOA 22 | Workforce Development | 6/20/2023 | 50.70 |
| Amanda Weinreis | Employee Mileage Expense | - WIOA 22 | Workforce Development | 6/20/2023 | 18.86 |
| Amanda Weinreis | Employee Mileage Expense | - WIOA 22 | Workforce Development | 6/20/2023 | 37.73 |
| APS Training Inst., Inc. dba APS Training Academy | Miscellaneous Contractual Exp | - WIOA 22 | Workforce Development | 6/20/2023 | 337.50 |
| Employment & Employer Services, Inc. | Work Based Learning Activities | - WIOA 22 | Workforce Development | 6/20/2023 | 15,205.39 |
| Moose International, Inc. | DT OJT (On the Job Training) | - WIOA 22 | Workforce Development | 6/5/2023 | 12,188.80 |
| Waubensee Community College | DT Class Size Training | - WIOA 22 | Workforce Development | 6/5/2023 | 2,482.85 |
| Jill E. Puleo | SS Transportation Assistance | - WIOA 22 | Workforce Development | 6/5/2023 | 848.10 |
| Jill E. Puleo | SS Transportation Assistance | - WIOA 22 | Workforce Development | 6/20/2023 | 351.90 |
| National Youth Advocate Program, Inc. | SS Other Supportive Services | - WIOA 22 | Workforce Development | 6/5/2023 | 905.19 |
| Follett Higher Education Group, Inc. | DT ITA | - WIOA 22 | Workforce Development | 6/20/2023 | 1,177.50 |
| Follett Higher Education Group, Inc. | DT ITA | - WIOA 22 | Workforce Development | 6/20/2023 | 189.49 |
| DeJuan Johnson | SS Transportation Assistance | - WIOA 22 | Workforce Development | 6/5/2023 | 302.61 |
| DeJuan Johnson | SS Transportation Assistance | - WIOA 22 | Workforce Development | 6/20/2023 | 691.68 |
| Elgin Community College | DT Class Size Training | - WIOA 22 | Workforce Development | 6/20/2023 | 5,467.89 |
| Elgin Community College | SS Transportation Assistance | - WIOA 22 | Workforce Development | 6/20/2023 | 150.12 |
| Cheryl Weiler | Employee Mileage Expense | - WIOA 22 | Workforce Development | 6/5/2023 | 25.68 |
| Cheryl Weiler | Employee Mileage Expense | - WIOA 22 | Workforce Development | 6/20/2023 | 51.35 |
| CDL America, Inc. | DT ITA | - WIOA 22 | Workforce Development | 6/5/2023 | 5,250.00 |

| | | | | | |
|--|---------------------------------|----------------------------|---------------------------------|-----------|------------|
| College of DuPage | DT ITA | - WIOA 22 | Workforce Development | 6/20/2023 | 420.00 |
| Follett Higher Education Group, Inc. | DT ITA | - WIOA 22 | Workforce Development | 6/20/2023 | 242.75 |
| Microtrain Technologies | DT ITA | - WIOA 22 | Workforce Development | 6/20/2023 | 2,850.00 |
| Natey Ericson | SS Transportation Assistance | - TAA 21 | Workforce Development | 6/5/2023 | 93.00 |
| Natey Ericson | SS Transportation Assistance | - TAA 21 | Workforce Development | 6/20/2023 | 93.00 |
| DePaul University | DT ITA | - TAA 21 | Workforce Development | 6/5/2023 | 7,200.00 |
| E J Rohn Company dba Specialty Mat Service | Professional Services | Operating Pool | Workforce Development | 6/20/2023 | 30.51 |
| E J Rohn Company dba Specialty Mat Service | Professional Services | Operating Pool | Workforce Development | 6/20/2023 | 30.51 |
| Aplus System, LLC | Janitorial Services | Operating Pool | Workforce Development | 6/5/2023 | 1,207.19 |
| Aplus System, LLC | Janitorial Services | Operating Pool | Workforce Development | 6/20/2023 | 1,207.19 |
| Allegion Access Technologies, LLC | Repairs and Maint- Buildings | Operating Pool | Workforce Development | 6/5/2023 | 565.46 |
| Warehouse Direct, Inc. | Office Supplies | Operating Pool | Workforce Development | 6/20/2023 | 135.66 |
| Nicor Gas | Utilities- Natural Gas | Operating Pool | Workforce Development | 6/5/2023 | 97.00 |
| Nicor Gas | Utilities- Natural Gas | Operating Pool | Workforce Development | 6/5/2023 | 48.36 |
| City of Batavia | Utilities- Electric | Operating Pool | Workforce Development | 6/20/2023 | 85.85 |
| Kruis Inc (Sparkle Janitorial Service) | Janitorial Services | Operating Pool | Workforce Development | 6/20/2023 | 1,000.00 |
| Nicor Gas | Utilities- Natural Gas | Operating Pool | Workforce Development | 6/20/2023 | 73.75 |
| ComEd | Utilities- Electric | Operating Pool | Workforce Development | 6/20/2023 | 134.59 |
| MCI | Telephone | Operating Pool | Workforce Development | 6/20/2023 | 46.57 |
| E J Rohn Company dba Specialty Mat Service | Professional Services | One-Stop shared cost | Workforce Development | 6/20/2023 | 29.06 |
| E J Rohn Company dba Specialty Mat Service | Professional Services | One-Stop shared cost | Workforce Development | 6/20/2023 | 29.06 |
| Aplus System, LLC | Janitorial Services | One-Stop shared cost | Workforce Development | 6/5/2023 | 1,149.71 |
| Aplus System, LLC | Janitorial Services | One-Stop shared cost | Workforce Development | 6/20/2023 | 1,149.71 |
| Allegion Access Technologies, LLC | Repairs and Maint- Buildings | One-Stop shared cost | Workforce Development | 6/5/2023 | 538.54 |
| Kelly Ann Waynauskas | Conferences and Meetings | One-Stop shared cost | Workforce Development | 6/5/2023 | 167.03 |
| Kelly Ann Waynauskas | Employee Mileage Expense | One-Stop shared cost | Workforce Development | 6/5/2023 | 39.30 |
| Kelly Ann Waynauskas | Employee Mileage Expense | One-Stop shared cost | Workforce Development | 6/20/2023 | 45.33 |
| Impact Networking, LLC | Office Supplies | One-Stop shared cost | Workforce Development | 6/20/2023 | 16.72 |
| Nicor Gas | Utilities- Natural Gas | One-Stop shared cost | Workforce Development | 6/5/2023 | 46.05 |
| City of Batavia | Utilities- Electric | One-Stop shared cost | Workforce Development | 6/20/2023 | 81.77 |
| National Youth Advocate Program, Inc. | Miscellaneous Contractual Exp | WDD Riverboat | Workforce Development | 6/5/2023 | 918.32 |
| National Youth Advocate Program, Inc. | Miscellaneous Contractual Exp | WDD Riverboat | Workforce Development | 6/5/2023 | 6,446.60 |
| Insight Public Sector Inc | Computers | Other- Countywide Expenses | Capital Projects | 6/5/2023 | 1,820.00 |
| Insight Public Sector Inc | Computers | Other- Countywide Expenses | Capital Projects | 6/5/2023 | 214.00 |
| Walker and Associates, Inc. | Computers | Other- Countywide Expenses | Capital Projects | 6/20/2023 | 24,367.92 |
| Walker and Associates, Inc. | Computers | Other- Countywide Expenses | Capital Projects | 6/20/2023 | 9,357.30 |
| Hellmuth, Obata & Kassabaum, Inc. (HOK) | Contractual/Consulting Services | Other- Countywide Expenses | Capital Projects | 6/5/2023 | 5,000.00 |
| Wight & Company | Contractual/Consulting Services | Other- Countywide Expenses | Capital Projects | 6/20/2023 | 31,290.38 |
| Healy, Bender, Patton, & Been Architects | Contractual/Consulting Services | Other- Countywide Expenses | Capital Projects | 6/20/2023 | 818.75 |
| Environmental Consulting & Technology, Inc. | Building Improvements | Other- Countywide Expenses | Capital Projects | 6/5/2023 | 6,438.93 |
| Healy, Bender, Patton, & Been Architects | Building Improvements | Other- Countywide Expenses | Capital Projects | 6/5/2023 | 12,206.50 |
| Healy, Bender, Patton, & Been Architects | Building Improvements | Other- Countywide Expenses | Capital Projects | 6/5/2023 | 1,948.75 |
| Andromeda Computing Systems Inc | Building Improvements | Other- Countywide Expenses | Capital Projects | 6/5/2023 | 2,389.95 |
| Environmental Consulting & Technology, Inc. | Building Improvements | Other- Countywide Expenses | Capital Projects | 6/5/2023 | 661.25 |
| Environmental Consulting & Technology, Inc. | Building Improvements | Other- Countywide Expenses | Capital Projects | 6/5/2023 | 2,955.00 |
| FleetGenius, LLC | Building Improvements | Other- Countywide Expenses | Capital Projects | 6/20/2023 | 44,494.60 |
| Healy, Bender, Patton, & Been Architects | Building Improvements | Other- Countywide Expenses | Capital Projects | 6/20/2023 | 16,056.75 |
| Healy, Bender, Patton, & Been Architects | Building Improvements | Other- Countywide Expenses | Capital Projects | 6/20/2023 | 2,705.00 |
| The Concrete Doctors Group, Inc. | Building Improvements | Other- Countywide Expenses | Capital Projects | 6/20/2023 | 8,800.00 |
| The Concrete Doctors Group, Inc. | Building Improvements | Other- Countywide Expenses | Capital Projects | 6/20/2023 | 8,000.00 |
| Urban Elevator Service LLC | Building Improvements | Other- Countywide Expenses | Capital Projects | 6/20/2023 | 14,278.00 |
| Wight & Company | Building Improvements | Other- Countywide Expenses | Capital Projects | 6/20/2023 | 1,300.00 |
| Johnson Controls Security Solutions (Tyco) | Building Improvements | Other- Countywide Expenses | Capital Projects | 6/20/2023 | 959.54 |
| Convergent Technologies LLC | Special Purpose Equipment | Other- Countywide Expenses | Capital Projects | 6/5/2023 | 768,231.00 |
| F.E. Moran Inc. Mechanical Services | Building Improvements | Other- Countywide Expenses | Judicial Facility Construction | 6/5/2023 | 1,525.00 |
| Ideal Electric, Inc. | Building Improvements | Other- Countywide Expenses | Judicial Facility Construction | 6/5/2023 | 6,887.01 |
| Straub Builders, Inc. dba Hargrave Builders | Building Improvements | Other- Countywide Expenses | Judicial Facility Construction | 6/20/2023 | 23,389.75 |
| Ottosen DiNolfo, Hasenbalg & Castaldo Ltd | Legal Services | Development | Mill Creek Special Service Area | 6/20/2023 | 720.00 |
| Lakeshore Recycling Systems (Pit Stop Clean Sweep) | Repairs and Maintenance- Roads | Development | Mill Creek Special Service Area | 6/20/2023 | 2,600.80 |
| Cornerstone Partners Horticultural Services Co. | Repairs and Maint- Grounds | Development | Mill Creek Special Service Area | 6/20/2023 | 1,931.39 |
| Cornerstone Partners Horticultural Services Co. | Repairs and Maint- Grounds | Development | Mill Creek Special Service Area | 6/20/2023 | 6,303.00 |
| Cornerstone Partners Horticultural Services Co. | Repairs and Maint- Grounds | Development | Mill Creek Special Service Area | 6/20/2023 | 5,023.00 |

| | | | | | |
|--|---|----------------------------|----------------------------------|-----------|-------------|
| Tri City Land Management Co., LLC | Building Space Rental | Development | Mill Creek Special Service Area | 6/5/2023 | 1,069.54 |
| Insight Public Sector Inc | Office Supplies | Development | Mill Creek Special Service Area | 6/5/2023 | 837.00 |
| ComEd | Utilities- Intersect Lighting | Development | Mill Creek Special Service Area | 6/5/2023 | 26.69 |
| ComEd | Utilities- Intersect Lighting | Development | Mill Creek Special Service Area | 6/20/2023 | 341.07 |
| ComEd | Utilities- Intersect Lighting | Development | Mill Creek Special Service Area | 6/20/2023 | 302.53 |
| Nicor Gas | Utilities- Intersect Lighting | Development | Mill Creek Special Service Area | 6/20/2023 | 60.62 |
| Alfred Benesch & Co | Engineering Services | Transportation | Transportation Capital | 6/20/2023 | 5,248.64 |
| TranSystems Corporation | Engineering Services | Transportation | Southwest Impact Fees | 6/5/2023 | - |
| BLA Inc | Engineering Services | Transportation | North Impact Fees | 6/5/2023 | 7,038.68 |
| TranSystems Corporation | Engineering Services | Transportation | South Impact Fees | 6/5/2023 | 2,501.93 |
| JPMorgan Chase Bank N.A. | Interest- Bonds | Debt Service | Capital Improvement Debt Service | 6/15/2023 | 101,101.00 |
| US Bank | Interest- Bonds | Debt Service | Recovery Zone Bond Debt Service | 6/15/2023 | 22,763.75 |
| Community Bank Corp. dba Time Bank | Interest- Bonds | Debt Service | JJC/AJC Refunding Debt Service | 6/15/2023 | 13,385.50 |
| Zions Bank | Restricted Cash & Investments | | Longmeadow Debt Service | 6/30/2023 | 143,240.01 |
| Clean Harbors Environmental Services, Inc. | Contractual/Consulting Services | Environmental Management | Enterprise Surcharge | 6/5/2023 | 3,179.68 |
| Clean Harbors Environmental Services, Inc. | Contractual/Consulting Services | Environmental Management | Enterprise Surcharge | 6/20/2023 | 3,305.72 |
| Clean Harbors Environmental Services, Inc. | Contractual/Consulting Services | Environmental Management | Enterprise Surcharge | 6/20/2023 | 4,118.36 |
| Accurate Document Destruction Inc (GROOT) | Professional Services | Environmental Management | Enterprise Surcharge | 6/20/2023 | 3,800.00 |
| Margaret C. Ryan | Conferences and Meetings | Environmental Management | Enterprise Surcharge | 6/20/2023 | 28.44 |
| Margaret C. Ryan | Operating Supplies | Environmental Management | Enterprise Surcharge | 6/20/2023 | 18.89 |
| AssuredPartners Cap. dba Assured Partnrs of IL LLC | Contractual/Consulting Services | Other- Countywide Expenses | Health Insurance Fund | 6/20/2023 | 9,000.00 |
| Flexible Benefits Service, LLC | Healthcare Admin Services | Other- Countywide Expenses | Health Insurance Fund | 6/20/2023 | 875.50 |
| Health Care Service Corporation dba BCBSIL | Healthcare - Stop Loss Insurance | Other- Countywide Expenses | Health Insurance Fund | 6/20/2023 | (21,267.28) |
| Fidelity Security Life Insurance Company (Eyemed) | Healthcare - Vision Insurance | Other- Countywide Expenses | Health Insurance Fund | 6/20/2023 | 6,736.70 |
| Cigna Health and Life Insurance Company | Healthcare - Dental Insurance | Other- Countywide Expenses | Health Insurance Fund | 6/20/2023 | 61,884.90 |
| Sun Life Assurance Company of Canada | Healthcare - Life Insurance | Other- Countywide Expenses | Health Insurance Fund | 6/5/2023 | 4,065.85 |
| Catilize Health, Inc. dba Catilize Health | Healthcare - Medical Expense Reimbursement | Other- Countywide Expenses | Health Insurance Fund | 6/5/2023 | 3,626.76 |
| Catilize Health, Inc. dba Catilize Health | Healthcare - Medical Expense Reimbursement | Other- Countywide Expenses | Health Insurance Fund | 6/20/2023 | 4,109.84 |
| Cerity Partners Retirement Plan Advisors LLC | Financial Wellness | Other- Countywide Expenses | Health Insurance Fund | 6/5/2023 | 2,500.00 |
| Health Care Service Corporation dba BCBSIL | Healthcare - Stop Loss Insurance | Other- Countywide Expenses | Health Insurance Fund | 6/20/2023 | 61,164.22 |
| Health Care Service Corporation dba BCBSIL | Self Insured Healthcare Claims | Other- Countywide Expenses | Health Insurance Fund | 6/20/2023 | 744,957.61 |
| Health Care Service Corporation dba BCBSIL | Self Insured Healthcare Claims Administration | Other- Countywide Expenses | Health Insurance Fund | 6/20/2023 | 19,717.93 |
| Health Care Service Corporation dba BCBSIL | Healthcare Facility Access Fee | Other- Countywide Expenses | Health Insurance Fund | 6/20/2023 | 546.83 |
| Health Care Service Corporation dba BCBSIL | Healthcare Credits | Other- Countywide Expenses | Health Insurance Fund | 6/20/2023 | (29,774.71) |
| Health Care Service Corporation dba BCBSIL | Healthcare - Stop Loss Insurance | Other- Countywide Expenses | Health Insurance Fund | 6/20/2023 | 47,107.84 |
| Health Care Service Corporation dba BCBSIL | Self Insured Healthcare Claims | Other- Countywide Expenses | Health Insurance Fund | 6/20/2023 | 417,413.35 |
| Health Care Service Corporation dba BCBSIL | Self Insured Healthcare Claims Administration | Other- Countywide Expenses | Health Insurance Fund | 6/20/2023 | 31,047.66 |
| Health Care Service Corporation dba BCBSIL | Healthcare HMO Managed Care Fee | Other- Countywide Expenses | Health Insurance Fund | 6/20/2023 | 8,876.80 |
| Health Care Service Corporation dba BCBSIL | Healthcare Physician Services Fee | Other- Countywide Expenses | Health Insurance Fund | 6/20/2023 | 228,222.85 |
| Health Care Service Corporation dba BCBSIL | Healthcare Credits | Other- Countywide Expenses | Health Insurance Fund | 6/20/2023 | (47,807.04) |
| Humana Insurance Company | Healthcare - Health Insurance | Other- Countywide Expenses | Health Insurance Fund | 6/5/2023 | 11,645.08 |
| Doula, LLC | Accrued Liabilities | | Special Trust | 6/9/2023 | 356,737.15 |
| Dimitrios Dravillas | Accrued Liabilities | | Special Trust | 6/9/2023 | 4,916.36 |
| Dimitrios Dravillas | Accrued Liabilities | | Special Trust | 6/9/2023 | 13,758.02 |
| Dimitrios Dravillas | Accrued Liabilities | | Special Trust | 6/9/2023 | 2,796.36 |
| Joy B. Dravillas | Accrued Liabilities | | Special Trust | 6/9/2023 | 4,917.84 |
| Joy B. Dravillas | Accrued Liabilities | | Special Trust | 6/9/2023 | 4,916.36 |
| Joy B. Dravillas | Accrued Liabilities | | Special Trust | 6/9/2023 | 13,758.03 |
| Joy B. Dravillas | Accrued Liabilities | | Special Trust | 6/9/2023 | 2,796.36 |
| Jericho, LLC | Accrued Liabilities | | Special Trust | 6/9/2023 | 535,262.95 |
| Kane County Treasurer/Collector | Accrued Liabilities | | Special Trust | 6/9/2023 | 2,235.35 |
| Kane County Treasurer/Collector | Accrued Liabilities | | Special Trust | 6/9/2023 | 2,001.69 |
| Kane County Treasurer/Collector | Accrued Liabilities | | Special Trust | 6/9/2023 | 1,094.25 |
| Kane County Treasurer/Collector | Accrued Liabilities | | Special Trust | 6/9/2023 | 14,400.58 |
| Kane County Treasurer/Collector | Accrued Liabilities | | Special Trust | 6/9/2023 | 3,481.01 |
| Kane County Treasurer/Collector | Accrued Liabilities | | Special Trust | 6/9/2023 | 261.19 |
| Kane County Treasurer/Collector | Accrued Liabilities | | Special Trust | 6/9/2023 | 66.85 |
| Kane County Treasurer/Collector | Accrued Liabilities | | Special Trust | 6/9/2023 | 3,874.07 |
| James G. Ratos | Accrued Liabilities | | Special Trust | 6/9/2023 | 101,652.10 |
| James G. Ratos | Accrued Liabilities | | Special Trust | 6/9/2023 | 14,750.56 |
| Ryan & Ryan Law, LLC | Accrued Liabilities | | Special Trust | 6/9/2023 | 12,261.55 |
| Ryan & Ryan Law, LLC | Accrued Liabilities | | Special Trust | 6/9/2023 | 4,402.94 |

| | | | | | |
|--|----------------------|--------------------------|--------------------------------|-----------|---------------|
| Ryan & Ryan Law, LLC | Accrued Liabilities | | Special Trust | 6/9/2023 | 45,336.47 |
| Ryan & Ryan Law, LLC | Accrued Liabilities | | Special Trust | 6/9/2023 | 4,002.94 |
| Ryan & Ryan Law, LLC | Accrued Liabilities | | Special Trust | 6/9/2023 | 579.24 |
| Ryan & Ryan Law, LLC | Accrued Liabilities | | Special Trust | 6/9/2023 | 19,388.78 |
| Ryan & Ryan Law, LLC | Accrued Liabilities | | Special Trust | 6/16/2023 | 50,001.91 |
| Sugar Grove Family Fun Center, LLC | Accrued Liabilities | | Special Trust | 6/16/2023 | 329,998.09 |
| Tri-Com Central Dispatch/City of Geneva | Distribution | Information Technologies | Wireless 911 | 6/5/2023 | 173,757.12 |
| Illinois Department of Revenue | Accrued Liabilities | | Recorder's Rental Surcharge | 6/1/2023 | 34,425.00 |
| Flexible Benefits Service, LLC | Accrued Liabilities | | Flexible Spending Account | 6/5/2023 | 6,181.65 |
| Flexible Benefits Service, LLC | Accrued Liabilities | | Flexible Spending Account | 6/5/2023 | 6,081.30 |
| Flexible Benefits Service, LLC | Accrued Liabilities | | Flexible Spending Account | 6/20/2023 | 4,779.13 |
| Flexible Benefits Service, LLC | Accrued Liabilities | | Flexible Spending Account | 6/20/2023 | 7,477.58 |
| State of Illinois Treasurer | Accrued Liabilities | | County Clerk Domestic Violence | 6/20/2023 | 1,680.00 |
| IL Dept of Public Health, Div of Vital Records | Accrued Liabilities | | Death Certificates | 6/20/2023 | 9,416.00 |
| Illinois Department of Revenue | Accrued Liabilities | | State Real Estate Transfer Tax | 6/1/2023 | 317,386.50 |
| Hampton Lenzini & Renwick, Inc. (HLR) | Engineering Services | Transportation | Plato Township | 6/20/2023 | 41,846.17 |
| | | | | 1812 | 11,725,781.08 |

NOW, THEREFORE, BE IT RESOLVED by the Kane County Board that an additional \$26,727 (Twenty-Six Thousand Seven Hundred Twenty-Seven Dollars) of SLFRF shall be allocated for the Veterans' Services Organizations Grant Program and the following FY23 budget adjustment is approved:

| | | |
|------------|------------------------------|----------------------|
| \$26,727 | External Grants | 355.800.668234.55010 |
| (\$26,727) | Allowance for Budget Expense | 355.800.668.85000 |

Passed by the Kane County Board on August 8, 2023.

John A. Cunningham, MBA, J.D.
Clerk, County Board
Kane County, Illinois

Corinne M. Pierog MA, MBA
Chairman, County Board
Kane County, Illinois

Vote:



RESOLUTION / ORDINANCE EXECUTIVE SUMMARY ADDENDUM

Title

AUTHORIZING BUDGET NOTATION FOR APPROVED ARPA AWARD AMOUNTS (RES 23-272) FOR VETERANS' SERVICE ORGANIZATIONS GRANT PROGRAM

Committee Flow:

Finance and Budget Committee, Executive Committee, County Board

Contact:

Amy Ramer Holmes 630-232-5911

Budget Information:

| | |
|--|----------------------------------|
| Was this item budgeted? Yes | Appropriation Amount: \$\$26,727 |
| If not budgeted, explain funding source: N/A | |

Summary:


Resolution to amend Resolution 23-272, passed by the Board on, July 11, 2023 to include the budget notation for approved ARPA Award for Veterans' Service Organizations Grant Program.

NOW, THEREFORE, BE IT RESOLVED that the Kane County Board Chairman is authorized to execute separate grant agreements with the VSOs listed in Exhibit A, in the amounts recommended by the ARPC in Exhibit A, to be distributed as reimbursements for eligible expenses incurred by the organizations between March 3, 2021 and April 26, 2023, as outlined by the criteria in Resolution 23-183 and the Notice of Funding Availability, with the terms established pursuant to the template grant agreement attached as Exhibit B, and with the final form of each agreement to be approved by the State's Attorney's Office.


NOW, THEREFORE, BE IT FURTHER RESOLVED by the Kane County Board that the American Rescue Plan Program staff will take all necessary steps to ensure that expenses submitted for reimbursement from each VSO are reviewed, verified, and are consistent with the terms of the executed grant agreements, and are in accordance with ARPA, the Final Rule, and all related guidance by the United States Department of the Treasury.

NOW, THEREFORE, BE IT FURTHER RESOLVED BY the Kane County Board that American Rescue Plan Program staff will ensure that all eligible expenses are processed for payment through the Finance Department and the County Auditor, and will further coordinate with the County Treasurer the payment and delivery of the reimbursements to the respective VSOs.

Passed by the Kane County Board on July 11, 2023.



John A. Cunningham, MBA, JD
Clerk, County Board
Kane County, Illinois



Corinne M. Pierog MA, MBA
Chairman, County Board
Kane County, Illinois

Vote:

PASSED

| Organization Name | Point of Contact | Recommended Final Award Amounts |
|--|------------------------------|---------------------------------|
| Elgin American Legion Post 57 | Mark Smith | \$ 100,213.75 |
| Fox River Geneva Post #75, American Legion | Robert Bigelow | \$ 21,146.06 |
| Aurora American Legion Post 84 | State Representative Kifowit | \$ 23,095.54 |
| Aurora AMVETS Post 103 | Daniel Palmer | \$ 200,000.00 |
| Aurora VFW Post 468/ Waidley VFW Post 468 | Ramon Bejarano | \$ 44,828.68 |
| Elburn American Legion Post 630 | John Reece | \$ 17,233.92 |
| Batavia VFW Post 1197 | Bryan Kelsey | \$ 91,025.91 |
| Sugar Grove American Legion Post 1271 | Wes Sartain | \$ 42,699.96 |
| Elgin VFW Post 1307 | Ben Voss | \$ 11,950.95 |
| West Dundee VFW Post 2298/ Tri-City Evergreen Post | Theodore Biever | \$ 39,888.10 |
| St. Charles VFW Post 5036 | Jake Wyatt | \$ 84,643.99 |
| TOTAL | | \$ 676,726.86 |

| | |
|---|---------------|
| Original Obligation | \$ 650,000.00 |
| Additional Obligation Requested for Increased Need (Finalized Total) | \$ 26,726.86 |

[DATE]

Unique Identifier: [insert from Submittable to Header of doc]

GRANT AGREEMENT BETWEEN THE COUNTY OF KANE AND [ORGANIZATION LEGAL NAME]

THIS AGREEMENT, having start date of [insert], is entered into by and between the County of Kane (“County”), and [ORGANIZATION LEGAL NAME] (“Beneficiary”), and governs disbursement of the Department of Treasury Coronavirus State and Local Fiscal Recovery Funds by the County to the Beneficiary. The County and Beneficiary shall sometimes be referred to collectively as the “Parties.”

WHEREAS, on March 13, 2020, the President of the United States issued a Proclamation on Declaring a National Public Health Emergency as a result of the COVID-19 outbreak; and

WHEREAS, on March 11, 2021, the President of the United States signed into law the American Rescue Plan Act (“ARPA”); and

WHEREAS, to implement ARPA, the United States Department of the Treasury (“Treasury Department”) published administrative regulations on May 17, 2021 (86 Fed. Reg. 26786) (“Interim Final Rule”) and on January 27, 2022 (87 Fed. Reg. 4338) (“Final Rule”); and

WHEREAS, through ARPA, the Congress of the United States has appropriated funding, the Coronavirus State and Fiscal Recovery Funds (“SLFRF”) to remain available through December 31, 2024, for making payments to metropolitan cities, nonentitlement units of local government, and counties to mitigate the fiscal effects stemming from the public health emergency with respect to COVID-19; and

WHEREAS, the Federal Award Identification Number (FAIN) is SLFRP0243, the federal awarding agency is U.S. Department of Treasury and the Assistance Listing Number is 21.027; and

WHEREAS, the County qualified as an eligible unit of local government and received SLFRF on 05/18/2021; and

WHEREAS, a unit of local government may award grants consistent with the criteria of ARPA and the Final Rule; and

WHEREAS, in accordance with ARPA (*see* 42 U.S.C §803(c)), the County shall only use SLFRF: (1) to respond to the public health emergency with respect to COVID-19 or its negative economic impacts; (2) to respond to workers performing essential work during the COVID-19 public health emergency by providing premium pay to eligible workers of the County, or by providing grants to eligible employers that have eligible workers who perform essential work; (3) for the provision of government services to the extent of the reduction in revenue of the County due to the COVID-19 public health emergency relative to revenues collected in the most full fiscal year of the County prior to the emergency; or (4) to make necessary investments in water, sewer, or broadband infrastructure; and

WHEREAS, ARPA provides that if the County fails to comply with 42 U.S.C

§803(c), the County shall be required to repay to the Secretary of the Treasury Department an amount equal to the amount of funds used in violation of such subsection; and

WHEREAS, the purpose of this Agreement will be implemented in accordance with **Exhibit A: Program Terms**; and

WHEREAS, this Agreement is intended to distribute a portion of the County's SLFRF award from the County to the Beneficiary to benefit the citizens of Kane County.

NOW, THEREFORE, the Parties mutually agree as follows:

I. TERMS & CONDITIONS

The purpose of this Agreement is to establish a legal relationship between the County and the Beneficiary to implement programming associated with the COVID-19 public health emergency. The following requirements are applicable to all activities undertaken pursuant to this agreement with the portion of the SLFRF that the County intends to distribute to the Beneficiary as grant payments.

- A. Compliance with Applicable Requirements:** This Agreement requires compliance with the laws and regulations of the State of Illinois and with all applicable State and local orders, laws, regulations, rules, policies, and certifications governing any activities undertaken during the performance of this Agreement. This Agreement also requires compliance with the Uniform Administrative Requirements, Cost Principles, and Audit Requirements, which are published in Title 2, Part 200 of the Code of Federal Regulations (2 CFR Part 200), guidance issued by the Treasury Department, and all other applicable Federal laws and regulations.
- B. Hold Harmless:** The Beneficiary shall hold harmless, release, and defend the County from any and all claims, actions, suits, charges and judgments whatsoever that arise out of the Beneficiary's performance or nonperformance of the services or subject matter called for in this Agreement. The Beneficiary agrees to hold the County harmless for any evaluation and/or advice which the County provided in its application and review process as to whether requested reimbursement(s) are/were permissible uses of the grant funds.
- C. Indemnification:** The Beneficiary shall indemnify the County, its officers, agents, employees, and the Federal awarding agency, from any claim, liability, loss, injury or damage arising out of, or in connection with, performance of this Agreement by the Beneficiary and/or its agents, employees or sub-contractors. It is the intent of the Parties to this Agreement to provide the broadest possible indemnification for the County. This indemnification shall include, but is not limited to, instances where the County relied upon the certification of the Beneficiary that such expenses which the Beneficiary sought to have reimbursed from the grant funds were eligible and met all requirements for reimbursement, but where the Office of the Inspector

General, or any other Federal person, official, or agency that is charged with the auditing and review of expenditures of the grant funds determines that such expenses and/or reimbursement was not permitted under ARPA. In such instances, the Beneficiary agrees to indemnify, reimburse, and make whole the County for any funds which the government of the United States or its agencies seeks to, or does, recoup or collect in any manner, through litigation, by withholding other Federal funds owed to the County, or otherwise. The Beneficiary further agrees to indemnify, reimburse, or make whole the County for any penalties associated with the Federal government seeking to recoup the expended SLFRF that the County disbursed to the Beneficiary, including interest, attorney's fees, or any penalty provided by law. The Beneficiary shall reimburse the County for all costs, attorneys' fees, expenses and liabilities incurred with respect to any litigation in which the Beneficiary is obligated to indemnify, defend and hold harmless the County under this Agreement. The Beneficiary shall also reimburse the County for all costs, expenses, and liabilities, including but not limited to, attorney's fees, and/or auditor/auditing fees, as a result of any challenge to the eligibility of the Beneficiary's use of the grant payments by the Federal government. If the County determines that the Beneficiary has used the grant payments inconsistent with the objectives of the Beneficiary's project, inconsistent with the provisions of ARPA and the Final Rule, or inappropriately, or if the Beneficiary has not spent the total amount of grant funds by the end of the period of performance, the Beneficiary shall repay the amount identified by the County to: County of Kane.

- D. Misrepresentations & Noncompliance:** The Beneficiary hereby asserts, certifies and reaffirms that all representations and other information contained in the Beneficiary's documentation, any subsequent requests for reimbursement, or any agreed-upon budget modifications are true, correct and complete, and to the best of the Beneficiary's knowledge. The Beneficiary acknowledges that all such representations and information have been relied on by the County to provide the grant funds under this Agreement. The Beneficiary shall promptly notify the County, in writing, of the occurrence of any event or any material change in circumstances which would make any of the Beneficiary representation(s) or information untrue or incorrect or otherwise impair the Beneficiary's ability to fulfill the Beneficiary's obligations under this Agreement.
- E. Workers' Compensation:** The Beneficiary shall provide Workers' Compensation Insurance coverage commensurate with statutory requirements for all of its employees involved in the performance of this Agreement.
- F. Insurance:** The Beneficiary shall carry sufficient insurance coverage to protect any grant funds provided to the Beneficiary under this Agreement from loss due

to theft, fraud and/or undue physical damage. The Beneficiary's insurance coverage shall be adequate to satisfy the indemnification provisions set forth in this Agreement. Upon County request, the Beneficiary shall provide a Certificate of Insurance satisfactory to the requirement of the County. If the Beneficiary is self-insured, then the Beneficiary shall maintain excess coverage over and above its self-insured retention limits.

G. Amendments: This Agreement may be amended at any time only by a written instrument signed by both Parties. Such amendments shall not invalidate this Agreement, nor relieve or release either Party from its obligations under this Agreement. The County may, in its discretion, amend this Agreement to conform with Federal, State or local governmental guidelines, policies and available funding amounts. If such amendments result in a change in the funding, the scope of services, or schedule of the activities to be undertaken as part of this Agreement, such modifications will be incorporated only by written amendment signed by both Parties. The Parties otherwise contemplate that the terms of this Agreement shall incorporate any subsequent amendments to ARPA or any regulations promulgated by the Treasury Department or other Federal agency, without need for further written amendment to this Agreement. The Beneficiary agrees to adhere to any amendments to ARPA or any related Federal laws or regulations.

H. Suspension or Termination: The County may suspend or terminate this Agreement upon written notice if the Beneficiary materially fails to comply with any terms of this Agreement, which include, but are not limited to, the following:

- Failure to comply with any of the rules, regulations or provisions referred to herein, or any such State and Federal statutes, regulations, executive orders, and Federal awarding agency guidelines, policies or directives as may become applicable at any time;
- Failure, for any reason, of the Beneficiary to fulfill in a timely and proper manner its obligations under this Agreement;
- Ineffective or improper use of grant funds provided to the Beneficiary under this Agreement; or
- Submission by the Beneficiary to the County reports that are incorrect or incomplete in any material respect.

If this Agreement is terminated, in whole or in part, the Parties shall comply with all close-out and post-termination requirements of this agreement.

I. Program Fraud & False or Fraudulent Statements or Related Acts: The Beneficiary must comply with 31 U.S.C. Chapter 38, Administrative Remedies for False Claims and Statements, which shall apply to the activities and actions of the Beneficiary pertaining to any matter resulting from a contract.

J. Debarment / Suspension and Voluntary Exclusion:

- Non-Federal entities and contractors are subject to the debarment and suspension regulations implementing Executive Order 12549, Debarment and Suspension (1986) and Executive Order 12689, Debarment and Suspension (1989) at 2 CFR Part 180 and the Department of Homeland Security's regulations at 2 CFR Part 3000 (Nonprocurement Debarment and Suspension).
- These regulations restrict awards, subawards, and contracts with certain parties that are debarred, suspended, or otherwise excluded from or ineligible for participation in Federal assistance programs and activities. A contract must not be issued to parties listed in the Systems of Award Management ("SAM") Exclusions. SAM Exclusions is the list maintained by the General Services Administration that contains the names of parties debarred, suspended, or otherwise excluded by agencies, as well as parties declared ineligible under statutory or regulatory authority other than Executive Order 12549. SAM exclusions can be accessed at www.sam.gov.

K. Governing Law and Venue: This Agreement shall be interpreted under, and governed by, the laws of the State of Illinois, without regard to conflicts of laws principles. Any claim, suit, action, or proceeding brought in connection with this Agreement shall be in the Circuit Court of Kane County and each Party hereby irrevocably consents to the personal and subject matter jurisdiction of such court and waives any claim that such court does not constitute a convenient and appropriate venue for such claims, suits, actions, or proceedings.

L. Conflict of Interest: Where applicable, the Beneficiary shall maintain written standards of conduct covering conflicts of interest and governing the actions of its employees engaged in the selection, award and administration of contracts. No employee, officer, or agent may participate in the selection, award, or administration of a contract supported by a Federal award if he or she has a real or apparent conflict of interest. Such a conflict of interest would arise when the employee, officer, or agent, any member of his or her immediate family, his or her partner, or an organization which employs or is about to employ any of the parties indicated herein, has a financial or other interest in or a tangible personal benefit from a firm considered for a contract.

M. Term: This Agreement shall be effective on the date of final execution and shall expire on [DATE], unless terminated pursuant to this Agreement. Any grant funds that are not expended by the Beneficiary at the end of the period of performance for this Agreement shall be returned to the County within 30 (thirty) days. The County is not obligated to provide the Beneficiary with reimbursements for expenses beyond the Budget Period. The Beneficiary may submit a request for extension in writing to

the County, which must be approved by the Kane County Board prior to the end of the period of performance.

- N. Eligible Expenses:** The Beneficiary shall spend funds on allowable costs, as described below. The Beneficiary shall spend funds in accordance ARPA, the Final Rule, and current and future guidance issued by the Treasury Department for the use of SLFRF, and where applicable, with 2 CFR Part 200. For the purposes of this agreement, the Beneficiary is authorized to spend the grant funds only for the purposes set forth in **Exhibit A**, which is incorporated herein by reference. **Exhibit A** contains a description of the components of the Beneficiary's program and the eligible uses of grant funds. The Beneficiary agrees that the sole and exclusive decision as to whether or not the Beneficiary's use of the grant funds is approved lies within the discretion of the County. The Beneficiary acknowledges and agrees that the County may deny the use of grant funds which, in the discretion of the County, is not a permitted use of SLFRF under APRA, the Final Rule, and any current and future guidance issued by the Treasury Department. The County's approval of this agreement does not guarantee that the Beneficiary's use of the grant funds will ultimately be approved by the County, the Treasury Department, or the Office of the Inspector General. Any portion of the award that is not used for the purposes set forth in **Exhibit A** shall be repaid to the County.
- O. Payments:** The sole source of grant payments under this Agreement shall be from the County's SLFRF. The County shall not be obligated to fund the Beneficiary from any other source. The County shall not be obligated to provide any grant funds in excess of the Award Amount under this Agreement. Where applicable, the Beneficiary will submit financial reports to support the payment schedule per the terms in **Exhibit A**. The Beneficiary shall not use grant funds for costs reimbursed or to be covered by other grants, insurance, State or Federal sources, including but not limited to CARES Act programs, FEMA, and any other source of financial recovery from COVID-19.
- P. Record Retention:** The Beneficiary shall maintain all financial records and supporting documents, and all other records relevant to this Agreement. for five (5) years after all SLFRF have been expended or returned to the Treasury Department by the County. The Beneficiary agrees to cooperate with the County and will ensure that it maintains such records to allow the County to comply with any and all recordkeeping requirements under Federal or State law, or pursuant to any court order.
- Q. Internal Controls:** The Beneficiary must comply with 2 CFR 200.303 and establish and maintain effective internal control over the funds allocated under this Agreement. When requested by the County, the Beneficiary will provide reasonable assurance that the

Beneficiary is managing the award in compliance with Federal statutes, regulations, and the terms and conditions of the County's SLFRF award.

- R. **Specific Conditions:** Where applicable, the Beneficiary will comply with any and all specific conditions established by the County, in compliance with 2 CFR 200.208, which are set forth in Exhibit B. Exhibit B is incorporated herein by reference.
- S. **Monitoring:** Where circumstances require the County to conduct monitoring consistent with 2 CFR Part 200, the Beneficiary shall participate in monitoring activities at the request of the County, which may include but are not limited to, timely submitting all financial and performance reports, and supplying, upon the County's request, documents and information relevant to this Agreement. Where applicable, the Beneficiary must monitor its activities to assure compliance with applicable State and Federal requirements and the terms and conditions of the County's SLFRF award, and to assure its performance expectations are being achieved. The County may take any action described in 2 CFR 200.339 in order to remedy instances of non-compliance by the Beneficiary with the Agreement terms.
- T. **Reporting Procedures:** Per Exhibit A, the Beneficiary agrees to submit the forms, certifications, and documentation as may be required by the County which document any expense for which Beneficiary has used the grant funds under this Agreement. The County may request ad-hoc reports and supporting documentation in addition to a reimbursement requests. The County may also request that the Beneficiary comply with audit requests made by the Treasury Department. Such reporting and requests may include documentation of invoices, submission of payroll logs, and proof of contracts. to substantiate eligible expenses. Failure to submit proper documentation verifying eligible expenses may result in termination of this agreement and recoupment of awarded funds from the Beneficiary.
- U. **FOIA:** The Beneficiary acknowledges that the County is a public body and agrees to participate with the County in responding to any requests for information that the County receives related to the SLFRF funds pursuant to the Freedom of Information Act (5 ILCS 140/1 *et seq.* (West 2022)). The Beneficiary shall provide any documents requested by the County in a timely fashion to allow the County to comply with the requirements of the Freedom of Information Act.
- V. **Notices:** Any and all notices, which may be required hereunder by any Party to the other Party, shall be executed by either personal delivery in writing or by mail, registered and certified, postage pre-paid with a return receipt requested. The Beneficiary agrees to keep the County informed of any change in business and/or mailing addresses, as well as telephone, facsimile, email, or any other relevant means of contact and communication. Mailed notices must be addressed to the Parties at the address below:

County: Kane County American Rescue Plan Program Manager
Kane County Government Center
719 S. Batavia Avenue, Building A
Geneva Illinois, 60134

Beneficiary: [Enter Beneficiary Contact Information]

II. SEVERABILITY

If any provision of this Agreement is held invalid, the remainder of the Agreement shall not be affected thereby and all other parts of this Agreement shall nevertheless be in full force and effect.

III. WAIVER

The County's failure to act with respect to a breach by the Beneficiary does not waive its right to act with respect to subsequent or similar breaches. The failure of the County to exercise or enforce any right or provision shall not constitute a waiver of such right or provision.

IV. CERTIFICATION

The Beneficiary certifies the funds awarded pursuant to this Agreement shall be used only for the purposes described in **Exhibit A**. The Beneficiary acknowledges that this Agreement is made solely upon this certification and that any false statements, misrepresentations, or material omissions shall be the basis for immediate termination of this Agreement and repayment of all SLFRF distributed under this Agreement. The Beneficiary understands that the grant funds under this Agreement are supported by the Treasury Department Coronavirus Local and Fiscal Recovery Fund established by Section 9901 of ARPA and the Final Rule. The Beneficiary will comply with, and is subject to, all requirements for the use of SLFRF and all related guidance issued by the Treasury Department. Costs that have been or shall be submitted for reimbursement have not been reimbursed by other sources of funding.

V. SUBAWARD INFORMATION

The Federal Award associated with this Agreement is as follows:

Unique Identifier: [insert]

CFDA Number: 21.027

Assistance Listing Title: Coronavirus State and Local Fiscal Recovery Funds

Federal Awarding Agency: United States Department of Treasury
Federal Award Identification Number (FAIN): SLFRP0243
Federal Award Date to County: May 18, 2021
Award is for Research & Development: No
Period of Performance Start and End Date: [insert], through [DATE]
Budget Period: The timeframe for spending is from [DATE], through [DATE].
Award Amount: Total obligation under this Agreement is [AMOUNT]
Contact for Program: Submit inquiries and questions to KaneARPA@co.kane.il.us

VI. ENTIRE AGREEMENT

This Agreement constitutes the entire agreement between the Parties for the use of funds received under this Agreement and it supersedes all prior or contemporaneous communications and proposals, whether electronic, oral, or written between the Parties relating to County’s allocation of the grant funds to the Beneficiary. This Agreement is subject to availability of funds under ARPA. The County has no legal requirement to provide funding to any Beneficiary.

VII. SIGNATURE AUTHORITY

The following specific officers/officials, or their authorized designees, are required to sign this Agreement on behalf of the Beneficiary. Note: If this Agreement is signed by a designee, a duly authenticated delegation of authority evidencing the signer’s authority to execute the Agreement for and on behalf of the Beneficiary must be attached to the Agreement for review by Kane County. The following signatory on behalf of the County has been authorized to execute this Agreement by resolution of the Kane County Board or authorized committee thereof.

IN WITNESS WHEREOF, the Parties hereto have caused their duly authorized representatives to execute this Agreement on the dates hereafter set forth below.

Beneficiary:
Signed:
Its Duly Authorized Agent
Printed Name:
Title:
Date:

County of Kane

Signed:
Its Duly Authorized Agent
Printed Name:
Title:
Date:

DRAFT

Exhibit A: Program Terms

1. Program Description: In recognition of the devastating impact felt by local organizations with a demonstrated track record supporting veterans in Kane County, the Kane County Board has allocated a portion of its American Rescue Plan Act Fund for a program aimed at helping Veterans' Services Organizations with support for mortgage and utility expenses. This program is limited to a maximum possible award amount of \$200,000.00 and a minimum award amount of \$10,000.00 for eligible mortgage/rent and utilities expense reimbursement. Eligible organizations may apply for the amount of assistance needed to cover eligible costs. All awards under this program shall be issued as grants and shall be disbursed to grantees on a reimbursement basis. Grantees will be expected to enter into a funding agreement with the County of Kane and shall be required to present appropriate documentation in order to substantiate their request(s) for reimbursement. All awarded grant funds must be spent within two (2) years of the date of award. Any organization needing an extension for grant fund expenditure must submit such request to the Kane County American Rescue Plan Program Manager in writing forty-five (45) days prior to that deadline. Any request for extension must be approved by the Kane County Board prior to the end of the funding agreement's period of performance.
2. Purpose of Award: This award is intended to respond to the COVID-19 public health and negative economic impacts experienced by eligible 501(c)(19) organizations in Kane County by reimbursing eligible utility, rent and mortgage payments.
3. Eligible Costs: The Beneficiary is authorized to seek reimbursement from the County of Kane for eligible expenses in the Award Amount (see Section V "Subaward Information"). The Beneficiary agrees to seek reimbursement for eligible expenses incurred from March 3, 2021 through April 26, 2023. Eligible expenses under this Agreement are rent and mortgage payments at locations where the Beneficiary is serving Kane County clients. This includes rent, lease, and mortgage payments. Acquisition of real property is not allowed and is not an eligible expense under this Agreement. Eligible expenses are also utility payments at locations where the Beneficiary is serving Kane County clients. This includes electric, water, sewer, gas, telephone, waste, internet payments. The County maintains the sole and exclusive decision over whether costs submitted by the Beneficiary for reimbursement are eligible expenses under this Agreement.
4. Performance Measures:
5. Required Reporting: The Beneficiary agrees to submit the forms, certifications, and documentation as may be required by the County which document any expense for which Beneficiary has used the grant funds under this Agreement. The County may request ad-hoc reports and supporting documentation in addition to a reimbursement request. The County may also request that the Beneficiary comply with audit requests made by the Treasury Department. Such reporting and requests may include documentation of invoices, submission of payroll logs, and proof of contracts. to substantiate eligible expenses. Failure to submit proper documentation verifying eligible expenses may result in termination of this agreement and recoupment of awarded funds from the Beneficiary.
6. Payment: Beneficiary shall submit one reimbursement request to the County. Detailed instructions will be distributed at a later date. The County, by receiving and processing the reimbursement requests of Beneficiary, does not guarantee approval of the reimbursement requests by the Kane County Board or its authorized agents.

Exhibit B: Specific Conditions

1. Per 2 C.F.R. 200.208, the Beneficiary shall comply with the following Specific Conditions under this Agreement:

[Insert Specific Conditions as applicable based on pre-award risk assessment]

DRAFT

Passed by the Kane County Board on August 8, 2023.

John A. Cunningham
Clerk, County Board
Kane County, Illinois

Corinne M. Pierog MA, MBA
Chairman, County Board
Kane County, Illinois

Vote:



RESOLUTION / ORDINANCE EXECUTIVE SUMMARY ADDENDUM

Title

Authorizing a Budget Adjustment for Sustainability Manager Salary for the Department of Environmental and Water Resources

Committee Flow:

Energy and Environmental Committee, Finance and Budget Committee, Executive Committee, County Board

Contact:

Jodie Wollnik – 630-232-3499

Budget Information:

| | |
|---|--------------------------------|
| Was this item budgeted? No | Appropriation Amount: \$13,900 |
| If not budgeted, explain funding source: General Fund Contingency | |

Summary:

A Resolution for a budget adjustment for hiring the replacement for Ivy Klee as Sustainability Manager.



RESOLUTION / ORDINANCE EXECUTIVE SUMMARY ADDENDUM

Title

AUTHORIZING BUDGET ADJUSTMENT FOR THE KANE COUNTY STATE'S ATTORNEY'S OFFICE WEED AND SEED PROGRAM

Committee Flow: Judicial Public Safety, Finance, Executive, County Board

Contact

Anthony Ortiz 630-232-3503

Budget Information:

| | |
|--|-----------------------------------|
| Was this item budgeted? No | Appropriation Amount: \$14,535.00 |
| If not budgeted, explain funding source: Weed and Seed | |

Summary:

Kane County State's Attorney's Office has grant funds within its budget for the Weed and Seed Program to be used for the Community Prosecution Unit to achieve the goals of having a community presence to reduce crime, improve the quality of life for residents, and provide resources at community events in partnership with the Police Departments and Community Organizations within Kane County



RESOLUTION / ORDINANCE EXECUTIVE SUMMARY ADDENDUM

Title

Authorizing FY23 Budget Adjustment for AOIC Modernization Grant

Committee Flow:

Judicial Public Safety Committee, Finance and Budget Committee, Executive Committee, County Board

Contact:

Andrea O'Brien (630) 232-3443

Budget Information:

| | |
|---|--------------------------------------|
| Was this item budgeted? No | Appropriation Amount: \$3,286,991.78 |
| If not budgeted, explain funding source: AOIC Modernization Grant | |

Summary:

Authorizing FY23 budget adjustment to reflect the funds for the AOIC Modernization Grant.

Passed by the Kane County Board on August 8, 2023.

John A. Cunningham
Clerk, County Board
Kane County, Illinois

Corinne M. Pierog MA, MBA
Chairman, County Board
Kane County, Illinois

Vote:



RESOLUTION / ORDINANCE EXECUTIVE SUMMARY ADDENDUM

Title

Approving a Budget Adjustment for the Village of Big Rock DCEO Grant Administration with the Office of Community Reinvestment

Committee Flow:

Development Committee, Finance and Budget Committee, Executive Committee, County Board

Contact:

Jodie Wollnik – 630-232-3499

Budget Information:

| | |
|--|--------------------------------|
| Was this item budgeted? Yes | Appropriation Amount: \$23,000 |
| If not budgeted, explain funding source: n/a | |

Summary:

This Resolution transfers funds to the Office of Community Reinvestment for the Administration of the Village of Big Rock DCEO Storm Sewer project.



RESOLUTION / ORDINANCE EXECUTIVE SUMMARY ADDENDUM

Title

Authorizing the County to Contract with Humana Inc. to Provide the 2024 Healthcare Continuation Coverage for Medicare Eligible Retired and Disabled Employees and Surviving Spouses

Committee Flow:

Human Services Committee, Finance and Budget Committee, Executive Committee, County Board

Contact:

Jamie Lobrillo, 630.208.3836

Budget Information:

| | |
|--|-----------------------------|
| Was this item budgeted? N/A | Appropriation Amount: \$N/A |
| If not budgeted, explain funding source: N/A | |

Summary:

This resolution approved a 12-month contract with Humana for retiree coverage. Humana is the existing provider for Medicare Supplement Healthcare Coverage for eligible retirees, disabled employees, and surviving spouses. This plan has met the needs of the County and its eligible employees. Assured Partners, the County's health insurance broker of record, continues to recommend Humana's Medicare Advantage plan as the supplemental health care plan and further states that the associated premium increase is consistent with the industry and remains cost competitive and a good value to Kane County's retired and disabled employees and their surviving spouses.

Jamie Loblillo, Interim Executive Director or
Christine Miller, Assistant Director
Kane County
719 S. Batavia Ave
Geneva, IL 60134

Humana Group Medicare Advantage Plan Renewal

In signing this document, you are accepting the renewal, effective January 1, 2024, of the Group Medicare plan(s) submitted by your Humana Account Executive and described in the enclosed renewal package. **The new rate is effective January 1, 2024. It is important that we receive acceptance of your renewal no later than September 1, 2023. This will ensure we meet CMS requirements and provide on-time delivery of member materials.**

2024 Plan/Option: Passive PPO 079 064 with Rx 336 2024 Rate: \$325.40

You, the Plan Sponsor, understand, acknowledge, and agree that:

- You have carefully reviewed the enclosed renewal package.
- Only individuals who meet the eligibility requirements of the plan are eligible to maintain coverage.
- Providing incomplete, inaccurate, or untimely information may void, reduce, or increase premium, or terminate an individual's coverage or the plan coverage.
- The Plan Sponsor can subsidize different premium amounts for different classes of enrollees in a plan provided: 1) such classes are reasonable and based on objective business criteria, such as years of service, date of retirement, business location, job category, and nature of compensation (e.g., salaried vs. hourly), 2) the premium cannot vary for individuals within a given class of enrollees, and 3) the Plan Sponsor must pass through any direct subsidy payments received from CMS to reduce the amount that the beneficiary pays (or in those instances where the subscriber to or participant in the plan pays premiums on behalf of a Medicare eligible spouse or dependent, the amount the subscriber or participant pays). With regard to the Part D premium, different classes of enrollees cannot be based on eligibility for the Part D Low-Income Subsidy (LIS).
- If plan enrollees are entitled to a reduction of their premium as Part D LIS enrollees and Humana receives a Low-Income Premium Subsidy for such enrollees, Humana will pass the Low-Income Premium Subsidy amount through to the LIS enrollees to reduce their premiums.
- With regard to the Part D premium, the Plan Sponsor cannot charge an enrollee for prescription drug coverage provided under the PDP/MAPD plan more than the sum of his or her monthly beneficiary premium attributable to basic prescription drug coverage and 100% of the monthly beneficiary premium attributable to his or her non-Medicare Part D benefits (if any).

Organization: **KANE COUNTY**

Signature: _____

Title: _____

Date: _____

Important reminder: Please sign and return the enclosed “Humana Group Medicare Advantage Plan Renewal” form no later than **September 1, 2023** to accept the plan’s benefits and rates and continue the plan in the coming year.

Y0040_GHHKSAMEN_042023_C





Humana Medicare Group Plan – Premium Information

KANE COUNTY - PPO

Date: 6/26/2023
 Humana Medicare Group Plan
Plan Names: PASSIVE PPO 079 064 with Standard Rx336
Rx Formulary: Group Plus Formulary - TBD

| Plan Year | Final Billed Premium (Per Member Per Month) |
|-----------------------|--|
| 1/1/2024 - 12/31/2024 | \$325.40 |

PASSIVE PPO 079 064 Medical and Rx Benefit Overview

| | (In-Network Benefits match Out-of-Network Benefits) |
|---|---|
| Deductible | None |
| Inpatient Acute Hospital | \$0 Copayment per Admission |
| Skilled Nursing Facility | \$0 Copayment (Days 1-100) |
| Physician Office Visits | \$0 Copayment |
| Specialist Office Visits | \$0 Copayment |
| Outpatient Surgical | \$0 Copayment |
| Ambulance | \$0 Copayment |
| Emergency Room | \$0 Copayment |
| Medical Maximum Out of Pocket | \$0 Combined (Medicare Covered Services) |
| Prescription Drugs (Retail 30 day supply) | Rx336 \$10/\$30/\$60/\$60 from \$0 to Catastrophic |

See attached sheet for rating assumptions and stipulations. The benefits presented above are a high-level summary. Please consult the Plan Design Exhibit for a more detailed list of covered services, member cost shares, services subject to deductibles and any plan limitations.

**Proprietary and confidential. For the sole use of KANE COUNTY.
 Not to be shared externally without written consent from Humana Inc.**



Humana Medicare Group Plan – Rating Assumptions and Stipulations

KANE COUNTY - PPO

Proposal Terms

The benefits presented on the previous page are a high-level summary. Please consult the Plan Design Exhibit for a more detailed outline of the benefits proposed. Final benefits may differ due to annual changes in CMS benefit requirements.

For members with End Stage Renal Disease (ESRD), the Humana Group Medicare Advantage Plan is only offered to eligible members who are diagnosed and enrolled in a manner that is consistent with applicable Medicare secondary laws, and the rules and regulations set forth by CMS.

The rates provided do not reflect any potential premium adjustments provided by Center for Medicare and Medicaid Services (CMS) or federal regulations based on a Medicare beneficiary's income.

Humana will hold the proposed rate(s) unless there are material changes or clarifications to existing or implementation of new federal regulations or requirements, and/or any unforeseen/unusual circumstances (i.e. pandemic) that would impact Group Medicare.

Humana will hold the proposed rates, assuming all of the information provided is accurate, and could be subject to change should any of the following differ:

All members are retired and enrolled in Medicare Part A and/or Part B.

A minimum average employer contribution level of 75% of the proposed premium for the plan.

A majority of members' (51% or more) primary residence is in an adequate Humana Medicare Advantage network service area. Humana will monitor network adequacy throughout the year to confirm standards are met.

Enrolled membership should not change from current, or differ from the information provided, by more than 10% per year. This proposal assumes 32 currently enrolled members.

Humana's Medicare Advantage plan is the only plan offered and there is no additional secondary plan wrapping around or offered in conjunction with this plan for all current and future Medicare eligible retirees.

Part D, administered by Humana Pharmacy Solutions, will utilize Humana's Group Plus formulary and include utilization management programs such as: quantity limits, prior authorization, and step therapy. Humana continually updates its drug list and quantity limits, and ensures these updates are in accordance with CMS regulations.

Benefits, deductibles, maximum out of pocket accumulators, and any applicable pharmacy TrOOP accumulators will be reset on January 1 each year.

We are pleased to present this Humana Group Medicare Advantage proposal to you and assume all information provided is accurate with the understanding if there is a material change from the current offering environment, Humana has the right to revise or rescind the quote.

HUMANA MEDICARE EMPLOYER LPPO PLAN

2024 LPPO for Standard Plan 079 Option 064 - Passive

| | | 2023 | | 2024 | | |
|-------------------------------------|---|---|---|---|---|---|
| Annual Maximum Out-of-Pocket | | • In-Network: \$0 per individual per plan year (excludes Part D Pharmacy, Extra Services and the Plan Premium). | | • In-Network: \$0 per individual per plan year (excludes Part D Pharmacy, Extra Services and the Plan Premium). | | |
| | | • Combined In and Out-of-Network: \$0 per individual per plan year (excludes Part D Pharmacy, Extra Services, Worldwide Coverage and the Plan Premium). | | • Combined In and Out-of-Network: \$0 per individual per plan year (excludes Part D Pharmacy, Extra Services, Worldwide Coverage and the Plan Premium). | | |
| Annual Deductible | | • Combined In and Out-of-Network: NONE | | • Combined In and Out-of-Network: NONE | | |
| | | • Combined In-Network Exclusions: N/A | | • Combined In-Network Exclusions: N/A | | |
| | | • Combined Out-of-Network Exclusions: N/A | | • Combined Out-of-Network Exclusions: N/A | | |
| Place of Treatment | Benefit | Network Coverage Plan Pays (1): | Non-Network Coverage Plan Pays (1): | Network Coverage Plan Pays (1): | Non-Network Coverage Plan Pays (1): | |
| Primary Care Physician | • Office Visit | 100% | 100% | 100% | 100% | |
| | • Diagnostic Procedures and Tests | 100% | 100% | 100% | 100% | |
| | • Lab Services | 100% | 100% | 100% | 100% | |
| | • Surgical Procedures | 100% | 100% | 100% | 100% | |
| | • Allergy Shots and Injections | 100% | 100% | 100% | 100% | |
| | • Mental Health/Substance Abuse Services | 100% | 100% | 100% | 100% | |
| | • Administration of Drugs in a Physician's Office | 100% | 100% | 100% | 100% | |
| Specialist | • Office Visit | 100% | 100% | 100% | 100% | |
| | • Advanced Imaging Services | 100% | 100% | 100% | 100% | |
| | • Diagnostic Procedures and Tests | 100% | 100% | 100% | 100% | |
| | • Lab Services | 100% | 100% | 100% | 100% | |
| | • Surgical Procedures | 100% | 100% | 100% | 100% | |
| | • Diagnostic Colonoscopy | 100% | 100% | 100% | 100% | |
| | • Podiatry Services (Medicare-covered) | 100% | 100% | 100% | 100% | |
| | • Chiropractic Services (Medicare-covered) | 100% | 100% | 100% | 100% | |
| | • Cardiac Therapy | 100% | 100% | 100% | 100% | |
| | • Supervised Exercise Therapy (SET) Symptomatic Peripheral Artery Disease (PAD) Services | 100% | 100% | 100% | 100% | |
| | • Pulmonary Therapy | 100% | 100% | 100% | 100% | |
| | • Therapies (Occupational, Physical, Audiology, and Speech) | 100% | 100% | 100% | 100% | |
| | • Radiation Therapy | 100% | 100% | 100% | 100% | |
| | • Allergy Shots and Injections | 100% | 100% | 100% | 100% | |
| | • Mental Health/Substance Abuse Services | 100% | 100% | 100% | 100% | |
| | • Opioid Treatment Services | 100% | 100% | 100% | 100% | |
| | • Administration of Drugs in a Physician's Office | 100% | 100% | 100% | 100% | |
| | • Chemotherapy Drugs | 100% | 100% | 100% | 100% | |
| | • Dental Services (Medicare-covered) | 100% | 100% | 100% | 100% | |
| | • Hearing Services (Medicare-covered) | 100% | 100% | 100% | 100% | |
| | • Vision Services (Medicare-covered) | 100% | 100% | 100% | 100% | |
| | • Eyewear for Post-Cataract Surgery | 100% | •for eyeglasses and contacts following cataract surgery | •for eyeglasses and contacts following cataract surgery | •for eyeglasses and contacts following cataract surgery | •for eyeglasses and contacts following cataract surgery |
| | • Diabetic Eye Exam | 100% | 100% | 100% | 100% | 100% |
| | • Acupuncture (Medicare-covered) for Chronic Lower Back Pain • Your plan allows services to be received by a provider licensed to perform acupuncture or by providers meeting the Original Medicare provider requirements. | 100% | •100% for acupuncture for chronic low back pain visits up to 20 combined in and out of network visit(s) per year. -CLB309 | •100% for acupuncture for chronic low back pain visits up to 20 combined in and out of network visit(s) per year. •Benefits received out-of-network are subject to any in-network benefit maximums, limitations, and/or exclusions. -CLB309 | •100% for acupuncture for chronic low back pain visits up to 20 combined in and out of network visit(s) per year. -CLB309 | •100% for acupuncture for chronic low back pain visits up to 20 combined in and out of network visit(s) per year. •Benefits received out-of-network are subject to any in-network benefit maximums, limitations, and/or exclusions. -CLB309 |

| | | | | | |
|---------------------------------------|---|---|---|---|---|
| Preventive Services | <ul style="list-style-type: none"> Abdominal Aortic Aneurysm Screening Alcohol Misuse Screening and Counseling Annual Wellness Visit Bone Mass Measurement Breast Cancer Screening Cardiovascular Disease Behavioral Therapy Cardiovascular Disease Screening Cervical and Vaginal Cancer Screening Colorectal Cancer Screening Depression Screening Diabetes Screening Diabetes Self-Management Training Glaucoma Screening Hepatitis C Screening HIV Screening Kidney Disease Education Services Immunizations Lung Cancer Screening Medicare Diabetes Prevention Program Medical Nutrition Therapy Obesity Screening and Therapy Physical Exams (Routine) Prostate Cancer Screening Exam Smoking and Tobacco Use Cessation STI Screening and Counseling "Welcome to Medicare" Preventive Visit | 100% | 100% | 100% | 100% |
| Inpatient Hospital Services | • Inpatient Care (All Authorized Admissions) | 100% per admission | 100% per admission | 100% per admission | 100% per admission |
| | • Inpatient Physician Services | 100% | 100% | 100% | 100% |
| | • Inpatient Mental Health Care/Substance Abuse Services (All Authorized Admissions) | 100% per admission | 100% per admission | 100% per admission | 100% per admission |
| Inpatient Psychiatric Facility | • Inpatient Mental Health Care/Substance Abuse Services (All Authorized Admissions) | 100% per admission •190 day lifetime limit in a psychiatric facility | 100% per admission •190 day lifetime limit in a psychiatric facility | 100% per admission •190 day lifetime limit in a psychiatric facility | 100% per admission •190 day lifetime limit in a psychiatric facility |
| | • Inpatient Mental Health/Substance Abuse Physician Services | 100% | 100% | 100% | 100% |
| Partial Hospitalization | • Mental Health/Substance Abuse Services | 100% | 100% | 100% | 100% |
| | • Opioid Treatment Services | 100% | 100% | 100% | 100% |
| Outpatient Hospital | • Surgical Services | 100% | 100% | 100% | 100% |
| | • Diagnostic Colonoscopy | 100% | 100% | 100% | 100% |
| | • Advanced Imaging Services | 100% | 100% | 100% | 100% |
| | • Nuclear Medicine Services | 100% | 100% | 100% | 100% |
| | • Diagnostic Procedures and Tests | 100% | 100% | 100% | 100% |
| | • Lab Services | 100% | 100% | 100% | 100% |
| | • Radiation Therapy | 100% | 100% | 100% | 100% |
| | • Cardiac Therapy | 100% | 100% | 100% | 100% |
| | • Supervised Exercise Therapy (SET) for Symptomatic Peripheral Artery Disease (PAD) Services | 100% | 100% | 100% | 100% |
| | • Pulmonary Therapy | 100% | 100% | 100% | 100% |
| | • Therapies (Occupational, Physical, Audiology, and Speech) | 100% | 100% | 100% | 100% |
| | • Chemotherapy Drugs | 100% | 100% | 100% | 100% |
| | • Renal Dialysis Services | 100% | 100% | 100% | 100% |
| | • Mental Health/Substance Abuse Services | 100% | 100% | 100% | 100% |
| | • Opioid Treatment Services | 100% | 100% | 100% | 100% |
| | • Medicare-covered Part B Drugs | 100% | 100% | 100% | 100% |
| | • Outpatient Physician Services | 100% | 100% | 100% | 100% |
| Skilled Nursing Facility (SNF) | • SNF Care (no 3 day hospital stay is required) | 100% per day (days 1-100) •Plan pays \$0 after 100 days | 100% per day (days 1-100) •Plan pays \$0 after 100 days | 100% per day (days 1-100) •Plan pays \$0 after 100 days | 100% per day (days 1-100) •Plan pays \$0 after 100 days |
| | • SNF Physician Services | 100% | 100% | 100% | 100% |
| Urgent Care Center | • Urgently Needed Care | 100% | 100% | 100% | 100% |
| | • Lab Services | 100% | 100% | 100% | 100% |
| Emergency Room | • Emergency Services (2) | 100% | 100% | 100% | 100% |
| | • Emergency Room Physician Services | 100% | 100% | 100% | 100% |
| Ambulance | • Ambulance Services | 100% per date of service •Limited to Medicare-covered transportation | 100% per date of service •Limited to Medicare-covered transportation | 100% per date of service •Limited to Medicare-covered transportation | 100% per date of service •Limited to Medicare-covered transportation |
| Travel Benefit | • US Travel Benefit | Member receives in-network benefit when services are received from a participating PPO provider in another Humana PPO service area. | N/A | Member receives in-network benefit when services are received from a participating PPO provider in another Humana PPO service area. | N/A |

| | | | | | |
|---|---|------|--|------------------------------|--|
| Worldwide Coverage | • Emergency Services and Urgently Needed Care Only | N/A | 80% coinsurance limited to emergency Medicare-covered services. \$100 deductible per year, \$25,000 Maximum Benefit per year or 60 consecutive days, whichever is reached first. | N/A | 80% coinsurance limited to emergency Medicare-covered services. \$100 deductible per year, \$25,000 Maximum Benefit per year or 60 consecutive days, whichever is reached first. |
| Comprehensive Outpatient Rehabilitation Facility | • Pulmonary Therapy | 100% | 100% | 100% | 100% |
| | • Therapies (Occupational, Physical, Audiology, and Speech) | 100% | 100% | 100% | 100% |
| Freestanding Radiological Facility | • Advanced Imaging Services | 100% | 100% | 100% | 100% |
| | • Nuclear Medicine Services | 100% | 100% | 100% | 100% |
| | • Diagnostic Procedures and Tests | 100% | 100% | 100% | 100% |
| Ambulatory Surgical Center | • Radiation Therapy | 100% | 100% | 100% | 100% |
| | • Surgical Procedures | 100% | 100% | 100% | 100% |
| Freestanding Laboratory | • Diagnostic Colonoscopy | 100% | 100% | 100% | 100% |
| | • Lab Services | 100% | 100% | 100% | 100% |
| Dialysis Center | • Renal Dialysis Services | 100% | 100% | 100% | 100% |
| Home Health | • Home Health Care | 100% | 100% | 100% | 100% |
| DME Provider | •excludes Personal Home Care | | •excludes Personal Home Care | •excludes Personal Home Care | •excludes Personal Home Care |
| | • Durable Medical Equipment | 100% | 100% | 100% | 100% |
| Medical Supply Provider | • Diabetic Monitoring Supplies | 100% | 100% | 100% | 100% |
| | • Medical Supplies | 100% | 100% | 100% | 100% |
| Preferred Diabetic Supplier | • Diabetic Monitoring Supplies | 100% | N/A | 100% | N/A |
| Prosthetics Provider | • Prosthetics | 100% | 100% | 100% | 100% |
| Pharmacy (Part B Only) | • Durable Medical Equipment | 100% | 100% | 100% | 100% |
| | • Medical Supplies | 100% | 100% | 100% | 100% |
| | • Diabetic Monitoring Supplies | 100% | 100% | 100% | 100% |
| | • Medicare-covered Part B Drugs | 100% | 100% | 100% | 100% |
| Additional Telehealth Services | • Primary Care Physician - Virtual Visit | 100% | N/A | 100% | N/A |
| | • Specialist - Virtual Visit | 100% | N/A | 100% | N/A |
| | • Behavioral Health and Substance Abuse - Virtual Visit | 100% | N/A | 100% | N/A |
| | • Urgently Needed Care - Virtual Visit | 100% | N/A | 100% | N/A |

| The benefit and discount information presented here are current as of the date of this document. If a change should occur prior to implementation, Humana will clarify any change and notify the group sponsor. | | | |
|---|---|-----------|-----------|
| Extra Benefits (MSB) | • SilverSneakers® | Available | Available |
| | • Personal Health Coaching | Available | Available |
| | • Smoking Cessation (Additional) | Available | Available |
| | • Meal Program | Available | Available |
| | • Post-Discharge Transportation Services | Available | Available |
| | • Post-Discharge Personal Home Care | Available | Available |
| Care Management | <ul style="list-style-type: none"> • Clinical Programs/Disease Management (3) <ul style="list-style-type: none"> - Case Management - Humana at Home® - Chronic Condition Management - Transplant Management - Behavioral Health Care Coordination | Available | Available |

(1) All coinsurance percentages are based on the Medicare fee schedule and not billed charges. All copayments are on a 'per visit' basis, unless otherwise noted.

(2) Emergency room copayment waived if admitted or if hospital is outside the U.S.

(3) We have provided examples of various Health Education and clinical programs. Actual programs may vary by market.

| The benefit and discount information presented here are current as of the date of this document. If a change should occur prior to implementation, Humana will clarify any change and notify the group sponsor. The products and services described below are neither offered nor guaranteed under our contract with the Medicare program. In addition, they are not subject to the Medicare appeals process. Any disputes regarding these products and services should be addressed with Customer Care by calling the number on the back of the member's Humana membership card. CMS does not permit discussing the below services with potential enrollees prior to enrollment | | | |
|--|--|---------------|-----------|
| Extra Services (VAIS) | • Complementary Alternative Medicine and Weight Management Discount (Tivity) - Not available in Puerto Rico | Available | Available |
| | • Dental Discount (Florida GoldPlus) - Available in Florida only | Available | Available |
| | • Dental Discount (HumanaDental) - Not available in Florida or Puerto Rico | Available | Available |
| | • Healthy Hearing Discount (HearUSA) - Available in Florida only | Available | Available |
| | • Hearing Discount (TruHearing) - Not available in Florida or Puerto Rico | Available | Available |
| | • Personal Emergency Response System (Lifeline® Medical Alert Systems) | Available | Available |
| | • Meal Delivery Discount (Mom's Meals) | Available | Available |
| | • Bill Management Service (Silver Bills) | Available | Available |
| | • Dental Health (Truthbrush) | Not Available | Available |
| | • Digital Fitness Program Discount (Balanced) | Not Available | Available |
| | • Vision Discount (EyeMed) | Available | Available |

Go365® by Humana is included in this plan:

A wellness program that rewards Medicare beneficiaries for completing eligible healthy activities that help your members establish and maintain a healthy lifestyle. As your members achieve manageable health goals, Go365 keeps them engaged and motivated by acknowledging their efforts. By completing healthy activities like walking, getting an Annual Wellness Exam, or volunteering, your members earn rewards they can redeem for gift cards in the Go365 Mall.

This information is not a complete description of benefits. Contact the plan for more information. Limitations, copayments and restrictions may apply. Benefits, premiums and/or member cost-share may change each year. Please refer to the Evidence of Coverage for additional information regarding covered services and limitations or any other contractual conditions. Certain services under the plan require authorization by network providers. For a complete description of benefits, exclusions and limitations please refer to the actual Evidence of Coverage. If a discrepancy arises between this information and the actual Evidence of Coverage, the Evidence of Coverage will prevail in all instances.

Humana is a Medicare Employer PPO plan with a Medicare contract. Enrollment in this Humana plan depends on contract renewal.

HUMANA MEDICARE EMPLOYER Rx PLAN

2024 Rx for Standard Plan Rx 336

Group Plus Formulary - PDG 2

30 day Supplies

| Plan/ Option | 30 day Standard Retail from \$0 to Catastrophic (1) | | | | 30 day Standard Retail from Catastrophic to Unlimited | Out-of-Pocket that triggers Catastrophic |
|-----------------|--|--------|--------|--------|--|--|
| | Tier 1* | Tier 2 | Tier 3 | Tier 4 | | |
| 000/000 | \$10 | \$30 | \$60 | \$60 | \$0 | \$8,000 |

| Plan/ Option | 30 day Standard Mail Order from \$0 to Catastrophic (1) | | | | 30 day Standard Mail Order from Catastrophic to Unlimited | Out-of-Pocket that triggers Catastrophic |
|-----------------|--|--------|--------|--------|--|--|
| | Tier 1* | Tier 2 | Tier 3 | Tier 4 | | |
| 000/000 | \$10 | \$30 | \$60 | \$60 | \$0 | \$8,000 |

Note: Part D vaccines recommended by the Advisory Committee on Immunization Practices (ACIP) for adults may be available at no cost.

Note: Plan covered insulin products will not exceed \$35 for a one-month supply no matter what cost-sharing tier it's on.

*Tier 1: Generic or Preferred Generic - Generic or brand drugs that are available at the lowest cost share for this plan.

Tier 2: Preferred Brand - Generic or brand drugs that Humana offers at a lower cost than Tier 3 Non-Preferred Drug.

Tier 3: Non-Preferred Drug - Generic or brand drugs that Humana offers at a higher cost than Tier 2 Preferred Brand drugs.

Tier 4: Specialty Tier - Some injectables and other higher-cost drugs.

90 day Supplies

| Plan/ Option | 90 day Standard Retail (2) from \$0 to Catastrophic (1) | | | | 90 day Standard Retail (2) from Catastrophic to Unlimited | Out-of-Pocket that triggers Catastrophic |
|-----------------|---|--------|--------|--------|---|--|
| | Tier 1* | Tier 2 | Tier 3 | Tier 4 | | |
| 000/000 | \$30 | \$90 | \$180 | N/A | \$0 | \$8,000 |

| Plan/ Option | 90 day Standard Mail Order (2) from \$0 to Catastrophic (1) | | | | 90 day Standard Mail Order (2) from Catastrophic to Unlimited | Out-of-Pocket that triggers Catastrophic |
|-----------------|---|--------|--------|--------|---|--|
| | Tier 1* | Tier 2 | Tier 3 | Tier 4 | | |
| 000/000 | \$25 | \$75 | \$150 | N/A | \$0 | \$8,000 |

Note: Part D vaccines recommended by the Advisory Committee on Immunization Practices (ACIP) for adults may be available at no cost.

Footnotes

1 Catastrophic: When a member's True Out Of Pocket (TrOOP) cost reaches \$8,000.

2 Retail and Mail Order: Retail and Mail Order benefit for a 90-day supply is limited to Rx formulary Tiers 1-2 and most drugs on Tier 3. Regardless of tier placement, Specialty drugs are limited to a 30-day supply.

Out of Network: Emergency Situations

When a member purchases a drug at an out-of-network pharmacy in an emergency situation:

- a. the member will pay the same coinsurance as would have applied at a network pharmacy, but at the out-of-network pharmacy price, and/or,
- b. the member will pay the same copayment as would have applied at a network pharmacy, plus the difference between the out-of-network pharmacy price and the network pharmacy price.

Extra Services

The benefit and discount information presented here are current as of the date of this document. If a change should occur prior to implementation, Humana will clarify any change and notify the group sponsor. The products and services described below are neither offered nor guaranteed under our contract with the Medicare program. In addition, they are not subject to the Medicare appeals process. Any disputes regarding these products and services should be addressed with Customer Care by calling the number on the back of the member's Humana membership card. CMS does not permit discussing the below services with potential enrollees prior to enrollment.

| | |
|--|--|
| <ul style="list-style-type: none"> • Prescription Medication Discount | Members can receive discounts on many non-covered prescription drugs received from a network pharmacy. (Quantity limits may apply) |
|--|--|

This information is not a complete description of benefits. Contact the plan for more information. Limitations, copayments and restrictions may apply. Benefits, premiums and/or member cost-share may change each year. Part D benefit parameters, regulated by the Centers for Medicare and Medicaid Services (CMS), can impact Part D benefits on an annual basis. The formulary and pharmacy network may change at any time. The member will receive notice when necessary. Please refer to the Evidence of Coverage for additional information regarding covered services and limitations or any other contractual conditions. For a complete description of benefits, exclusions and limitations please refer to the actual Evidence of Coverage. If a discrepancy arises between this information and the actual Evidence of Coverage, the Evidence of Coverage will prevail in all instances.

Humana is a Medicare Employer Prescription Drug plan with a Medicare contract. Enrollment in this Humana plan depends on contract renewal.

Line Item: 001.080.080.52110, 500.800.805.72010

Line Item Description: Repairs and Maint- Buildings, Capital, Various

Was Personnel/Item/Service approved in original budget or a subsequent budget revision? Yes

Are funds currently available for this Personnel/Item/Service in the specific line item? Yes

If funds are not currently available in the specified line item, where are the funds available? N/A

Passed by the Kane County Board on August 8, 2023.

John A. Cunningham, MBA, J.D.
Clerk, County Board
Kane County, Illinois

Corinne M. Pierog MA, MBA
Chairman, County Board
Kane County, Illinois

Vote:



RESOLUTION/ORDINANCE EXECUTIVE SUMMARY

Resolution: No.

Authorizing a contract for Kane County Wall Finishing and Painting Services

Committee Flow: Administration Committee, Finance and Budget Committee, Executive Committee, County Board

Contact: Henry Thompson, 630.762.2174

Budget Information:

| | |
|--|---------------------------------|
| Was this item budgeted? Yes | Appropriation Amount: \$100,000 |
| If not budgeted, explain funding source: | |

Summary:

Resolution authorizing to execute a contract for Wall Finishing and Painting Services with Midwest Decorating, Inc. and Tiles In Style LLC DBA Taza Construction on a project by project basis for two years in the amount of \$100,000 per fiscal year.

**County of Kane
PURCHASING DEPARTMENT
KANE COUNTY GOVERNMENT CENTER**

719 S. Batavia Avenue, Bldg. A
Geneva, Illinois 60134

Telephone: (630) 208-3803
Fax: (630) 208-5107



June 12, 2023

PROCUREMENT SYNOPSIS

Requesting Department: Building Management Department
Procurement Name: Bid 23-038 Wall Finishing and Painting Services
Recommended Vendors: Midwest Decorating, Inc., Tiles in Style DBA Taza Supplies

NOTIFICATION AND RESPONSE

Public Notices: Bidnet Direct and The Daily Herald

| | | |
|--------------------|--------------|---------------------------------|
| Advertising Date: | May 26, 2023 | Notices sent/Plan Holders: 19/5 |
| Proposal Due Date: | June 9, 2023 | Proposals Received: 2 |

PURPOSE

This contract will provide wall finishing and painting services in Kane operated facilities.

| Vendor | | Hourly Rates | | | | Material Mark Up |
|---|--------------------|--------------|----------|----------|----------------|------------------|
| | | M-F | OVERTIME | SATURDAY | SUNDAY-HOLIDAY | |
| Midwest Decorating, Inc. Hampshire, IL | Painter-Journeyman | \$115.00 | \$129.50 | \$165.00 | \$195.00 | 10% |
| | Painter-Apprentice | \$80.00 | \$90.00 | \$110.00 | \$130.00 | |
| | Laborer | NA | NA | NA | NA | |
| Tiles In Style DBA Taza Supplies | Painter-Journeyman | \$140.00 | \$210.00 | \$210.00 | \$280.00 | 15% |
| | Painter-Apprentice | \$135.00 | \$202.50 | \$202.50 | \$270.00 | |
| | Laborer | \$135.00 | \$202.50 | \$202.50 | \$270.00 | |

Staff has reviewed all bids and determined that Midwest Decorating Inc. and Tiles In Style DBA Taza Supplies will provide these services at the highest quality and value.

As stated in the solicitation document, the term of this agreement is two (2) years, with three (3) one-year optional renewal periods if mutually agreed upon.

The (Name of Department) Building Management Department recommends awarding the Wall Finishing and Painting Services contract to Midwest Decorating, Inc. of Hampshire, IL and Tiles In Style DBA Taza supplies of South Holland, IL pending approval by Committee and County Board.

Submitted By:
Tony Sperkowski
Tony Sperkowski
Buyer II



RESOLUTION / ORDINANCE EXECUTIVE SUMMARY ADDENDUM

Title

Authorizing Contract for Prison Rape Elimination Act (PREA) Resident Reporting Services for the Juvenile Justice Center

Committee Flow:

Judicial Public Safety Committee, Finance and Budget Committee, Executive Committee, County Board

Contact:

Lisa Aust 630.232.5809

Budget Information:

| | |
|--|--------------------------------|
| Was this item budgeted? No | Appropriation Amount: \$16,800 |
| If not budgeted, explain funding source: 001.430.436.50150 Contractual/Consulting Services | |

Summary:

Pursuant to the federal Prison Rape Elimination Act (PREA), this resolution is for a qualified external agency to provide a confidential reporting mechanism for residents of the Juvenile Justice Center to report sexual abuse or sexual harassment in a confinement setting. This is a three-year contract that will ensure the Juvenile Justice Center's compliance with federal PREA standards.

Family Service Association of Greater Elgin is the sole service provider that is able to accommodate the PREA requirement to immediately forward resident reports of sexual abuse and harassment to Juvenile Justice Center officials, is familiar with the operations and protocols of the facility, provides SASS crisis services to facility residents and provides MHJJ services to the Juvenile Court. Family Service Association of Greater Elgin specializes in working with at-risk children and maintains a crisis response worker on staff 24 hours a day.



RESOLUTION/ORDINANCE EXECUTIVE SUMMARY

Resolution: No.

Authorizing A Contract Extension for Kane County Carpet Replacement

Committee Flow: Administration Committee, Finance and Budget Committee, Executive Committee, County Board

Contact: Henry Thompson, 630.762.2174

Budget Information:

| | |
|--|---------------------------|
| Was this item budgeted? Yes | Appropriation Amount: N/A |
| If not budgeted, explain funding source: | |

Summary:

Authorizing a contract extension with Family Flooring America for an additional one year per BID #35-019.



RESOLUTION / ORDINANCE EXECUTIVE SUMMARY ADDENDUM

Title

Authorizing Contract Extension for Medical Services for the Juvenile Justice Center

Committee Flow:

Judicial Public Safety Committee, Finance and Budget Committee, Executive Committee, County Board

Contact:

Lisa Aust 630.232.5809

Budget Information:

| | |
|--|------------------------------------|
| Was this item budgeted? Yes | Appropriation Amount: \$453,806.74 |
| If not budgeted, explain funding source: N/A | |

Summary:

This resolution is for a one-year contract extension for medical services, including physician/nurse practitioner and nursing care for minors detained at the Juvenile Justice Center. On February 1, 2023, upon approval from the Kane County Board (Resolution No: 22-419) the original contract was renewed for one year and is due to expire on January 31, 2024.

The terms of the contact extension with Advanced Correctional Healthcare include a 3.8% increase (the 12-month consumer price index for hospitals and related services) which amounts to \$16,613.35 annually. This is the first increase since the original contract went into effect on February 1, 2020. Court Services is able to accommodate the increase and is not asking for additional funds. The contract extension with Advanced Correctional Healthcare will be in effect from February 1, 2024 through January 31, 2025. The monthly cost is \$37,817.23 for the duration of the contract extension.



RESOLUTION/ORDINANCE EXECUTIVE SUMMARY

Resolution: No.

Authorizing a continuation of Contract with Paymentus Corporation

Committee Flow: Administration Committee, Finance and Budget Committee, Executive Committee, County Board

Contact: Charles Lasky, 630.444.3080

Budget Information:

| | |
|--|---------------------------|
| Was this item budgeted? N/A | Appropriation Amount: N/A |
| If not budgeted, explain funding source: | |

Summary:

Resolution authorizing a continuation of contract with Paymentus Corporation to handle credit card, debit card, and ACH payments to online and in-house payments for various County offices and departments who utilize the CityView software system. All credit card processing fees are paid by the payee and no fees or costs are incurred by Kane County.

Passed by the Kane County Board on August 8, 2023.

John A. Cunningham
Clerk, County Board
Kane County, Illinois

Corinne M. Pierog MA, MBA
Chairman, County Board
Kane County, Illinois

Vote:



RESOLUTION / ORDINANCE EXECUTIVE SUMMARY ADDENDUM

Title

Authorizing Renewal of a Support Services Contract for the Homeless Management Information System

Committee Flow:

Development Committee, Finance and Budget Committee, Executive Committee, County Board

Contact:

Scott Berger, 630-208-5351

Budget Information:

| | |
|--|-----------------------------------|
| Was this item budgeted? Yes | Appropriation Amount: \$46,332.46 |
| If not budgeted, explain funding source: N/A | |

Summary:

The attached resolution authorizes renewal of a contract with Pathways Community Network Institute (PCNI) to provide technical assistance and support services necessary for the County's Homeless Management Information System (HMIS). The system is a web-based application used by area social service agencies that work with the homeless population to track and report client needs. All HMIS expenses, including PCNI's contract, are covered with funds from the U.S. Department of Housing and Urban Development.

CONTRACTOR DISCLOSURE

As of July 6, 2023, Pathways Community Network Inc, to the best of our knowledge, its Owners, Officers, or Executives have not made any political campaign contributions to any Kane County Elected Official countywide in the last 12-month period.

Below is a list of shareholders or owners with at least 5% holdings in Pathways Community Network Inc:

None (Pathways Community Network Inc is a not-for-profit corporation and as such, no individual or entity has any holdings or other legal or beneficial interest in the organization).

William R Matson

07/06/2023

Officer: William R Matson
 Title: Executive Director
 Pathways Community Network Inc.

Date


State of Texas | County of Brazoria

Subscribed and sworn this 6th day of July, 2023.

Tyrrell J Cherry

Notary Public

Notarized online using audio-video communication



2023 from fund line item 500.800.801.70120 Special Purpose Equipment; and

BE IT FURTHER RESOLVED by the Kane County Board that the agreement with Hart InterCivic for the upgrade of the voting and election systems including hardware, software, and related services is contingent upon Hart InterCivic's compliance with state and federal requirements, certifications, and approvals for elections and voting in the County of Kane, State of Illinois; and

BE IT FURTHER RESOLVED by the Kane County Board that the following budget adjustments be made to the fiscal year 2023 budget to cover first year costs in an amount not to exceed \$7,391,419 with the remaining annual costs of license and support and extended warranty for fiscal years 2023 through 2028 paid from the Kane County Clerk's operating budget.

| | |
|---|------------|
| 357.800.673.99500 Transfer to Fund 500 | +7,319,419 |
| 357.800.000.39900 Cash On Hand | +7,391,419 |
| 500.800.801.70120 Special Purpose Equipment | +7,391,419 |
| 500.800.000.39357 Transfer from Fund 357 | +7,391,419 |

Passed by the Kane County Board on August 8, 2023.

John A. Cunningham, MBA, J.D.
Clerk, County Board
Kane County, Illinois

Corinne M. Pierog MA, MBA
Chairman, County Board
Kane County, Illinois

Vote:



RESOLUTION / ORDINANCE EXECUTIVE SUMMARY ADDENDUM

Title

AUTHORIZING AN AGREEMENT WITH HART INTERCIVIC FOR THE UPGRADE OF THE KANE COUNTY VOTING SYSTEM, HARDWARE, SOFTWARE, AND RELATED SERVICES AND CORRESPONDING BUDGET ADJUSTMENT

Committee Flow:

Public Service Committee, Finance and Budget Committee, Executive Committee, County Board

Contact:

John Cunningham, Kane County Clerk

Budget Information:

| | |
|--|--|
| Was this item budgeted? No | Appropriation Amount: \$\$8,805,453.16 |
| If not budgeted, explain funding source: Fund 357 and General Fund | |

Summary:

The Kane County Clerk's Office is seeking the upgrade of the Hart InterCivic voting system, hardware, software, and related services and corresponding budget adjustment.

The upgrade is based on the existing system from Hart InterCivic that was competitively procured by the County under resolution 05-211 and has been in service for eighteen years.

The current system is at the end of its useful and supported life and needs to be upgraded to support elections and voting throughout the county.

The proposal from Hart InterCivic including the upgrade of the voting hardware, software, and provide the related services, license and support and extended hardware warranty in an amount not to exceed \$8,805,453.16 with a first year (FY2023) cost of \$7,391,419.

The balance of the agreement and future years' expense for fiscal year 2024 through 2028 will be budgeted through the Kane County Clerk's Office as an operating expense during the normal fiscal budget process.

The agreement with Hart InterCivic is contingent upon state and federal requirements, certifications, and approvals for elections and voting in the County of Kane, State of Illinois.

The budget adjustment required for this expense is to increase fund line item 500.800.801.70120 Special Purpose Equipment in an amount not to exceed \$7,391,419 from Fund 357 or the General Fund.



RESOLUTION / ORDINANCE EXECUTIVE SUMMARY ADDENDUM

Title

Authorizing an Intergovernmental Agreement with Kendall County for Juvenile Detention Services

Committee Flow:

Judicial Public Safety Committee, Finance and Budget Committee, Executive Committee, County Board

Contact:

Lisa Aust

Budget Information:

| | |
|--|-----------------------------|
| Was this item budgeted? N/A | Appropriation Amount: \$N/A |
| If not budgeted, explain funding source: N/A | |

Summary:

This resolution is for a three (3) year intergovernmental agreement with Kendall County to provide juvenile detention services for Kendall County minors in need of such services. The previous 3-year intergovernmental agreement, Resolution 20-417, expires on December 1, 2023.

Kane County will house Kendall County minors at its Juvenile Justice Center with a per diem charge of One Hundred Seventy-Five Dollars (\$175) per day per minor. The new intergovernmental agreement is to commence on December 1, 2023 and will expire on November 30, 2026.

Line Item: 001.430.436.60230

Line Item Description: Food

Was Personnel/Item/Service approved in original budget or a subsequent budget revision? Yes
Are funds currently available for this Personnel/Item/Service in the specific line item? Partial - an additional \$16,425 budget adjustment is required

If funds are not currently available in the specified line item, where are the funds available? N/A

Passed by the Kane County Board on August 8, 2023.

John A. Cunningham MBA, J.D.
Clerk, County Board
Kane County, Illinois

Corinne M. Pierog MA, MBA
Chairman, County Board
Kane County, Illinois

Vote:



RESOLUTION / ORDINANCE EXECUTIVE SUMMARY ADDENDUM

Title

Authorizing an amendment to the Kane County Adult Justice Center's contract with Aramark Correctional Services LLC to provide food service at the Kane County Juvenile Justice Center

Committee Flow:

Judicial Public Safety Committee, Finance and Budget Committee, Executive Committee, County Board

Contact:

Lisa Aust 630.232.5809

Budget Information:

| | |
|---|--------------------------------|
| Was this item budgeted? N/A | Appropriation Amount: \$16,425 |
| If not budgeted, explain funding source: An additional Sixteen Thousand, Four Hundred and Twenty-Five Dollars (\$16,425) is required from the general fund to accommodate the price increase. | |

Summary:

This resolution is authorizing an amendment to the Kane County Adult Justice Center's contract with Aramark Correctional Services LLC to provide food services at the Kane County Juvenile Justice Center.

Pursuant to an emergency purchase affidavit (Resolution 22-46) approved by the Kane County Board on February 8, 2022, the Kane County Juvenile Justice Center's food service is currently provided by Aramark Correctional Services LLC. Aramark Correctional Services LLC has informed the Kane County Juvenile Justice Center that the cost per meal provided will be increasing from \$1.80 per meal to \$2.10 per meal, an annual increase of \$16,425. This amendment will move the Kane County Juvenile Justice Center's agreement with Aramark Correctional Services LLC to the Kane County Adult Justice Center's contract. The Kane County Juvenile Justice Center will continue to receive invoices from and pay Aramark Correctional Services LLC from their own budget.

This amendment to the Kane County Adult Justice Center's contract with Aramark Correctional Services LLC (Resolution 23-61) will continue the Kane County Juvenile Justice Center's existing food service agreement with Aramark Correctional Services LLC through the duration of the Kane County Adult Justice Center's contract with Aramark Correctional Services LLC which expires on December 31, 2025, with a mutual option for two additional years.



RESOLUTION/ORDINANCE EXECUTIVE SUMMARY

Resolution: No.

Authorizing to receive Grant funding from Grant#21-203121 Construction of a Multi-Use Facility at the Kane County Judicial Center Campus

Committee Flow: Administration Committee, Finance and Budget Committee, Executive Committee, County Board

Contact: Henry Thompson, 630.762.2174

Budget Information:

| | |
|--|---------------------------------|
| Was this item budgeted? N/A | Appropriation Amount: \$750,000 |
| If not budgeted, explain funding source: | |

Summary:

Authorizing to receive grant funding for the HVAC installation in the Multi-Use facility at the Kane County Judicial Center Campus from the Illinois Department of Commerce and Economic Opportunity (DCEO) in the amount of \$750,000.



RESOLUTION/ORDINANCE EXECUTIVE SUMMARY

Resolution: No.

Authorizing funding for the States Attorney Collaborative Diversion Buildout at the Kane County Branch Court Facility

Committee Flow: Administration Committee, Finance and Budget Committee, Executive Committee, County Board

Contact: Henry Thompson, 630.762.2174

Budget Information:

| | |
|--|---------------------------------|
| Was this item budgeted? N/A | Appropriation Amount: \$486,000 |
| If not budgeted, explain funding source: | |

Summary:

Authorizing the funding for the State's Attorney Collaborative Diversion Buildout that is taking place at the Kane County Branch Court at 540 S Randall Road St. Charles, IL 60174 in the not to exceed amount of \$486,000.



AIA® Document A133® – 2019 Exhibit A

Guaranteed Maximum Price Amendment

This Amendment dated the Fifteenth (15th) day of June in the year Two Thousand Twenty-Three (2023), is incorporated into the accompanying AIA Document A133™–2019, Standard Form of Agreement Between Owner and Construction Manager as Constructor where the basis of payment is the Cost of the Work Plus a Fee with a Guaranteed Maximum Price dated the Twenty-Forth (24th) day of June in the year Two Thousand Twenty-One (2021) (the "Agreement")
(In words, indicate day, month, and year.)

for the following **PROJECT:**
(Name and address or location)

SAO Buildout
Kane County Branch Court Facility
540 S Randall Road
St. Charles, IL 60174

THE OWNER:
(Name, legal status, and address)

County of Kane
719 S. Batavia Avenue, Bldg. A
Geneva, IL 60134
(630) 232-3400

THE CONSTRUCTION MANAGER:
(Name, legal status, and address)

R.C. Wegman Construction Company
750 Morton Avenue
Aurora, IL 60506
(630) 844-3000

TABLE OF ARTICLES

- A.1 GUARANTEED MAXIMUM PRICE
- A.2 DATE OF COMMENCEMENT AND SUBSTANTIAL COMPLETION
- A.3 INFORMATION UPON WHICH AMENDMENT IS BASED
- A.4 CONSTRUCTION MANAGER’S CONSULTANTS, CONTRACTORS, DESIGN PROFESSIONALS, AND SUPPLIERS

ARTICLE A.1 GUARANTEED MAXIMUM PRICE

§ A.1.1 Guaranteed Maximum Price

Pursuant to Section 3.2.6 of the Agreement, the Owner and Construction Manager hereby amend the Agreement to establish a Guaranteed Maximum Price. As agreed by the Owner and Construction Manager, the Guaranteed Maximum Price is an amount that the Contract

ADDITIONS AND DELETIONS:

The author of this document has added information needed for its completion. The author may also have revised the text of the original AIA standard form. An *Additions and Deletions Report* that notes added information as well as revisions to the standard form text is available from the author and should be reviewed. A vertical line in the left margin of this document indicates where the author has added necessary information and where the author has added to or deleted from the original AIA text.

This document has important legal consequences. Consultation with an attorney is encouraged with respect to its completion or modification.

AIA Document A201™–2017, General Conditions of the Contract for Construction, is adopted in this document by reference. Do not use with other general conditions unless this document is modified.

Init.

/

Sum shall not exceed. The Contract Sum consists of the Construction Manager's Fee plus the Cost of the Work, as that term is defined in Article 6 of the Agreement.

§ A.1.1.1 The Contract Sum is guaranteed by the Construction Manager not to exceed Four Hundred Forty-One Thousand Four Hundred Forty-Five dollars (\$441,445), subject to additions and deductions by Change Order as provided in the Contract Documents.

§ A.1.1.2 **Itemized Statement of the Guaranteed Maximum Price.** Provided below is an itemized statement of the Guaranteed Maximum Price organized by trade categories, including allowances; the Construction Manager's contingency; alternates; the Construction Manager's Fee; and other items that comprise the Guaranteed Maximum Price as defined in Section 3.2.1 of the Agreement.
(Provide itemized statement below or reference an attachment.)

See attached Exhibit D – Schedule of Values

§ A.1.1.3 The Construction Manager's Fee is set forth in Section 6.1.2 of the Agreement.

§ A.1.1.4 The method of adjustment of the Construction Manager's Fee for changes in the Work is set forth in Section 6.1.3 of the Agreement.

§ A.1.1.5 **Alternates**

§ A.1.1.5.1 Alternates, if any, included in the Guaranteed Maximum Price:

| Item | Price |
|--|-------|
| See attached Exhibit E – Alternates | |
| (THERE ARE NO ALTERNATES FOR THIS PROJECT) | |

§ A.1.1.5.2 Subject to the conditions noted below, the following alternates may be accepted by the Owner following execution of this Exhibit A. Upon acceptance, the Owner shall issue a Modification to the Agreement.
(Insert below each alternate and the conditions that must be met for the Owner to accept the alternate.)

| Item | Price | Conditions for Acceptance |
|--|-------|---------------------------|
| See attached Exhibit E – Alternates | | |
| (THERE ARE NO ALTERNATES FOR THIS PROJECT) | | |

§ A.1.1.6 Unit prices, if any:

(Identify the item and state the unit price and quantity limitations, if any, to which the unit price will be applicable.)

| Item | Units and Limitations | Price per Unit (\$0.00) |
|---|-----------------------|-------------------------|
| See attached Exhibit F – Unit Prices | | |
| (THERE ARE NO UNIT PRICES FOR THIS PROJECT) | | |

ARTICLE A.2 DATE OF COMMENCEMENT AND SUBSTANTIAL COMPLETION

§ A.2.1 The date of commencement of the Work shall be:

(Check one of the following boxes.)

The date of execution of this Amendment.

Established as follows:

(Insert a date or a means to determine the date of commencement of the Work.)

Init.

If a date of commencement of the Work is not selected, then the date of commencement shall be the date of execution of this Amendment.

§ A.2.2 Unless otherwise provided, the Contract Time is the period of time, including authorized adjustments, allotted in the Contract Documents for Substantial Completion of the Work. The Contract Time shall be measured from the date of commencement of the Work.

§ A.2.3 Substantial Completion

§ A.2.3.1 Subject to adjustments of the Contract Time as provided in the Contract Documents, the Construction Manager shall achieve Substantial Completion of the entire Work:

(Check one of the following boxes and complete the necessary information.)

Not later than One Hundred Twenty (120) calendar days from the date of commencement of the Work.

By the following date:

§ A.2.3.2 Subject to adjustments of the Contract Time as provided in the Contract Documents, if portions of the Work are to be completed prior to Substantial Completion of the entire Work, the Construction Manager shall achieve Substantial Completion of such portions by the following dates:

| Portion of Work | Substantial Completion Date |
|-----------------|-----------------------------|
|-----------------|-----------------------------|

§ A.2.3.3 If the Construction Manager fails to achieve Substantial Completion as provided in this Section A.2.3, liquidated damages, if any, shall be assessed as set forth in Section 6.1.6 of the Agreement.

ARTICLE A.3 INFORMATION UPON WHICH AMENDMENT IS BASED

§ A.3.1 The Guaranteed Maximum Price and Contract Time set forth in this Amendment are based on the Contract Documents and the following:

§ A.3.1.1 The following Supplementary and other Conditions of the Contract:

| Document | Title | Date | Pages |
|----------|-------|------|-------|
|----------|-------|------|-------|

§ A.3.1.2 The following Specifications:
(Either list the Specifications here, or refer to an exhibit attached to this Amendment.)

See attached Exhibit A – Drawings, Specifications, and Addenda

| Section | Title | Date | Pages |
|---------|-------|------|-------|
|---------|-------|------|-------|

§ A.3.1.3 The following Drawings:
(Either list the Drawings here, or refer to an exhibit attached to this Amendment.)

See attached Exhibit A – Drawings, Specifications, and Addenda

| Number | Title | Date |
|--------|-------|------|
|--------|-------|------|

§ A.3.1.4 The Sustainability Plan, if any:
(If the Owner identified a Sustainable Objective in the Owner’s Criteria, identify the document or documents that comprise the Sustainability Plan by title, date and number of pages, and include other identifying information. The Sustainability Plan identifies and describes the Sustainable Objective; the targeted Sustainable Measures;

implementation strategies selected to achieve the Sustainable Measures; the Owner's and Construction Manager's roles and responsibilities associated with achieving the Sustainable Measures; the specific details about design reviews, testing or metrics to verify achievement of each Sustainable Measure; and the Sustainability Documentation required for the Project, as those terms are defined in Exhibit C to the Agreement.)

| Title | Date | Pages |
|----------------|------|-------|
| Not applicable | | |

Other identifying information:

§ A.3.1.5 Allowances, if any, included in the Guaranteed Maximum Price:
(Identify each allowance.)

| Item | Price |
|-------------------------------------|-------|
| See attached Exhibit B – Allowances | |

§ A.3.1.6 Assumptions and clarifications, if any, upon which the Guaranteed Maximum Price is based:
(Identify each assumption and clarification.)

See attached Exhibit C – Assumptions and Clarifications

§ A.3.1.7 The Guaranteed Maximum Price is based upon the following other documents and information:
(List any other documents or information here, or refer to an exhibit attached to this Amendment.)

Not applicable

ARTICLE A.4 CONSTRUCTION MANAGER'S CONSULTANTS, CONTRACTORS, DESIGN PROFESSIONALS, AND SUPPLIERS

§ A.4.1 The Construction Manager shall retain the consultants, contractors, design professionals, and suppliers, identified below:
(List name, discipline, address, and other information.)

See attached Exhibit D – Schedule of Values for Subcontractors

This Amendment to the Agreement entered into as of the day and year first written above.

OWNER (Signature)

(Printed name and title)

CONSTRUCTION MANAGER (Signature)

Colette Rozanski, President, R.C. Wegman
Construction Company

(Printed name and title)

EXHIBIT A - Drawings, Specifications and Addenda
6/15/2023

| | Description | # of Pages |
|-----------------|--|------------|
| Drawings: | SAO BUILDOUT KANE COUNTY BRANCH COURT FACILITY, prepared by Healy, Bender, Patton & Been, dated 05/16/2023 | 14 |
| Specifications: | RCW Project Manual, prepared by R.C. Wegman Construction Company, dated 05/17/2023 | 141 |
| | HBPB Project Manual, prepared by Healy, Bender, Patton & Been, dated 05/16/2023 | 209 |
| Addenda: | Addendum #1, dated 05/26/2023 | 1 |

EXHIBIT B - Allowances
6/15/2023

| | |
|--|----------|
| Allowance: 5% Construction Contingency | \$18,865 |
|--|----------|

(100% of unused Allowance Funds are returned to Kane County at the conclusion of the project.)

EXHIBIT C - Assumptions and Clarifications
6/15/2023

| | |
|-------------------------------|--|
| Permit Fees and Review | Permit Fees are Excluded from GMP. Added scope or cost of work resulting from permit comments from Authorities Having Jurisdiction are not included in the GMP. |
|-------------------------------|--|

EXHIBIT D - SCHEDULE OF VALUES
6/15/2023

| | BID PACKAGES | AWARDED CONTRACTOR | COST |
|-----|--|---------------------------|------------------|
| 06 | General Trades, Drywall, and ACT | Heintz Construction | \$179,550 |
| 09 | Painting | Nedrow Painting | \$8,900 |
| 15A | Fire Protection | Nelson Fire Protection | \$8,828 |
| 15B | HVAC | Air Supply | \$77,900 |
| 16 | Electrical and Low-Voltage | Kellenberger Electric | \$75,725 |
| | Site Superintendent (\$110 x 40 hours x 6 weeks) | | \$26,400 |
| | CONSTRUCTION COST | | \$377,303 |
| | Construction Management Fee 11% | | \$41,503 |
| | Bond Fee 1% | | \$3,773 |
| | Allowance: 5% Construction Contingency | | \$18,865 |
| | GMP | | \$441,445 |

EXHIBIT E - Alternates
6/15/2023

ALTERNATES

None

EXHIBIT F - Unit Prices
6/15/2023

UNIT PRICES

None

**FAMILY FLOORING AMERICA
COMMERCIAL DEPARTMENT
2015 DEAN STREET- UNIT 1
SAINT CHARLES, IL 60174
Telephone: 630-584-9300 Fax: 630-897-1190**

ES3Z0463

ESTIMATE

| | |
|--|--|
| Sold To | Ship To |
| KANE COUNTY BUILDING MAINT. 719 S. BATAVIA AVE. MAILROOM, BUILDING F GENEVA, IL 60134 | SAO BUILD OUT, BRANCH COURT ST. CHARLES |

| | | | |
|-------------------|---------------|------------------|---------------------|
| Quote Date | Main # | PO Number | Quote Number |
| 05/16/23 | 630-816-7878 | LABOR & MATERIAL | ES3Z0463 |

| Style/Item | Color/Description | Quantity Units | Price | Extension |
|---|-------------------|----------------|--------|-----------|
| PATH TILE 5T034 | EBONY 34500 | 1,295.19 SF | 4.65 | 6,022.63 |
| FREIGHT | | 1,295.19 EA | 0.30 | 388.56 |
| MAPEI ULTRABOND ECO 811 CARPET ADHESIVE | | 1.00 EA | 189.00 | 189.00 |
| TILE ADHESIVE 4 GALLON | | | | |
| MAPEI PLANIPREP SC 10 LBS | PATCHING | 6.00 EA | 21.50 | 129.00 |
| 12' VINYL INSERT - ROPPE 154 | BLACK 100 | 1.00 EA | 0.00 | 0.00 |
| 12' SNAP TRACK METAL | GLUE DOWN | 1.00 EA | 0.00 | 0.00 |
| INSTALL CARPET-COMMERCIAL | | 1,295.19 SF | 1.40 | 1,813.27 |
| TAKE-UP GLUED JUTE-COMMERCIAL | | 1,151.19 SF | 0.45 | 518.04 |
| DISPOSE OLD CARPET & CUSHION | | 1,295.19 EA | 0.00 | 0.00 |
| SKIM COAT > 300 SQ. FT. - COMM'L | | 1,295.19 SF | 0.45 | 582.84 |
| CONTENT MANIPULATION | | 1,295.19 EA | 0.00 | 0.00 |
| 4" X 1/8" VINYL COVE BASE 2U965 | JET BLACK 00001 | 416.00 LF | 1.35 | 561.60 |
| INSTALL VINYL BASE * | | 416.00 LF | 1.35 | 561.60 |
| TAKE-UP CERAMIC * | | 144.00 SF | 2.85 | 410.40 |

Note: Final material amount may include additional material needed for a proper installation. This overage amount may reach 10%-15% and, if Special Order material, cannot be returned.

* BE ADVISED! INSTALLATION IS DONE BY INDEPENDENT SUB-CONTRACTORS WHO WARRANTY THEIR WORK.
* SPECIAL ORDERS ARE NON-CANCELLABLE. A RESTOCKING CHARGE UP TO 25% MAY APPLY TO STOCK ITEMS.

Charges for materials, labor & services are hereby approved and, BY SIGNING AT THE BOTTOM OF THE PAGE, I agree payment is due upon delivery unless other terms are clearly noted. I further agree to pay A FINANCE CHARGE OF 1.8% per month on the balance of any past due amount as per the above terms. This is an ANNUAL PERCENTAGE RATE OF 21.6%. I acknowledge & accept these conditions and further acknowledge receipt of the copy of this sales agreement. Terms on the reverse side are incorporated herein and make a part of this contract.

— 05/16/23 — 3:03PM —

Sales Representative(s):
MARTINEZ, CARLOS

Subtotal: 11,176.94
Sales Tax: 0.00
Misc. Tax: 0.00

THIS QUOTE / ESTIMATE IS VALID FOR 15 DAYS!

50% Deposit Required, Balance Due Upon Completion.

ESTIMATE TOTAL: \$11,176.94

**FAMILY FLOORING AMERICA
COMMERCIAL DEPARTMENT
2015 DEAN STREET- UNIT 1
SAINT CHARLES, IL 60174
Telephone: 630-584-9300 Fax: 630-897-1190**

ES3Z0464

ESTIMATE

| | |
|--|--|
| Sold To KANE COUNTY BUILDING MAINT. 719 S. BATAVIA AVE. MAILROOM, BUILDING F GENEVA, IL 60134 | Ship To SAO BUILD OUT, CIRCUIT CLERK ADD ON ST. CHARLES |
|--|--|

| | | | |
|-------------------------------|-------------------------------|--------------------------------------|---------------------------------|
| Quote Date 05/16/23 | Main # 630-816-7878 | PO Number LABOR & MATERIAL | Quote Number ES3Z0464 |
|-------------------------------|-------------------------------|--------------------------------------|---------------------------------|

| Style/Item | Color/Description | Quantity Units | Price | Extension |
|---|-------------------|----------------|--------|-----------|
| PATH TILE 5T034 | EBONY 34500 | 1,391.13 SF | 4.65 | 6,468.75 |
| FREIGHT | | 1,391.13 EA | 0.30 | 417.34 |
| MAPEI ULTRABOND ECO 811 CARPET ADHESIVE | | 2.00 EA | 189.00 | 378.00 |
| TILE ADHESIVE 4 GALLON | | | | |
| MAPEI PLANIPREP SC 10 LBS | PATCHING | 6.00 EA | 21.50 | 129.00 |
| 12' VINYL INSERT - ROPPE 154 | BLACK 100 | 7.00 EA | 0.00 | 0.00 |
| 12' SNAP TRACK METAL | GLUE DOWN | 7.00 EA | 0.00 | 0.00 |
| INSTALL CARPET-COMMERCIAL | | 1,391.13 SF | 1.40 | 1,947.58 |
| SKIM COAT > 300 SQ. FT. - COMM'L | | 1,391.13 SF | 0.45 | 626.01 |
| CONTENT MANIPULATION | | 1,391.13 EA | 0.00 | 0.00 |
| 4" X 1/8" VINYL COVE BASE 2U965 | JET BLACK 00001 | 72.00 LF | 1.35 | 97.20 |
| INSTALL VINYL BASE * | | 72.00 LF | 1.35 | 97.20 |

Note: Final material amount may include additional material needed for a proper installation. This overage amount may reach 10%-15% and, if Special Order material, cannot be returned.

- * BE ADVISED! INSTALLATION IS DONE BY INDEPENDENT SUB-CONTRACTORS WHO WARRANTY THEIR WORK.
- * SPECIAL ORDERS ARE NON-CANCELLABLE. A RESTOCKING CHARGE UP TO 25% MAY APPLY TO STOCK ITEMS.

Charges for materials, labor & services are hereby approved and, BY SIGNING AT THE BOTTOM OF THE PAGE, I agree payment is due upon delivery unless other terms are clearly noted. I further agree to pay A FINANCE CHARGE OF 1.8% per month on the balance of any past due amount as per the above terms. This is an ANNUAL PERCENTAGE RATE OF 21.6%. I acknowledge & accept these conditions and further acknowledge receipt of the copy of this sales agreement. Terms on the reverse side are incorporated herein and make a part of this contract.

— 05/16/23 — 3:04PM —

Sales Representative(s):
MARTINEZ, CARLOS

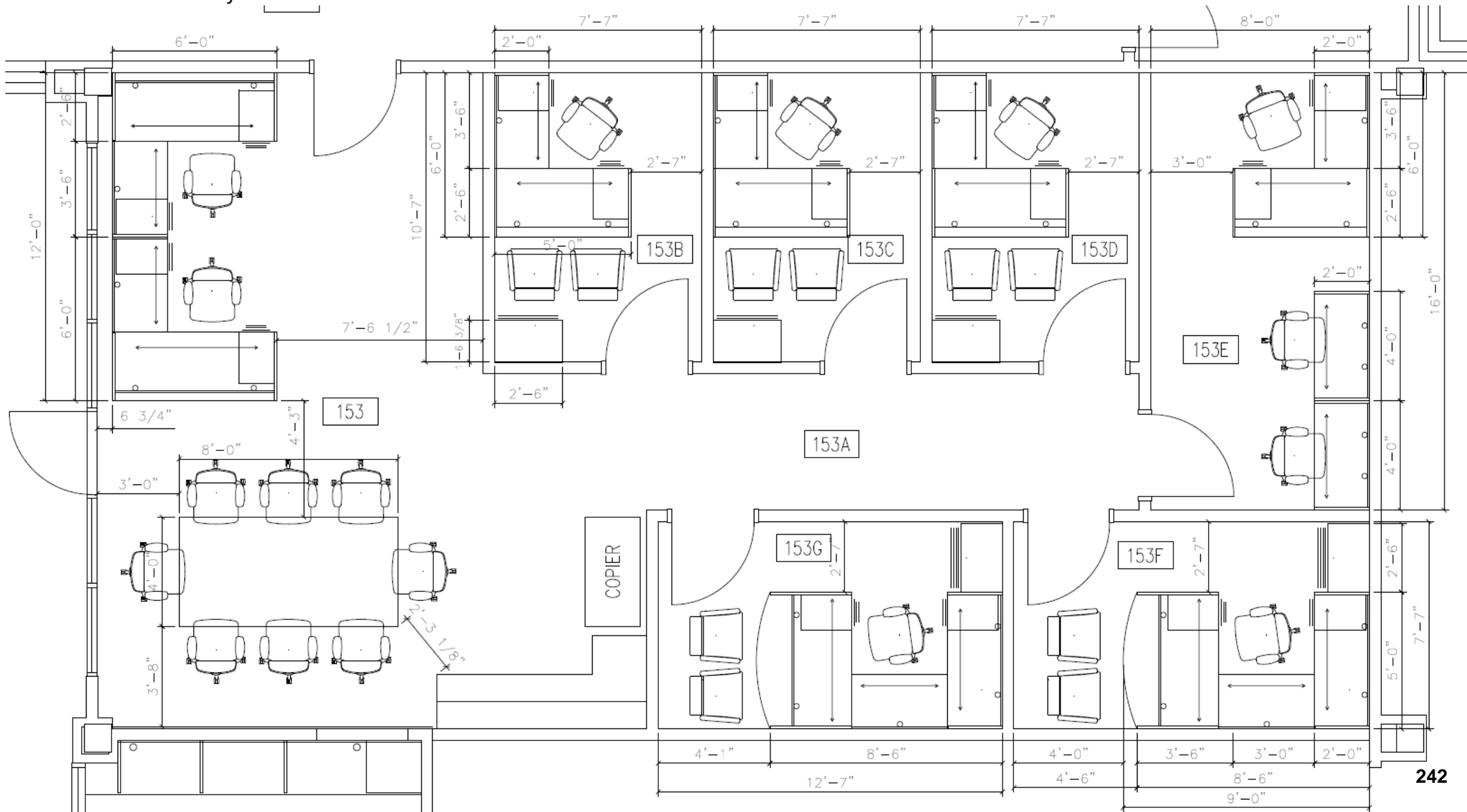
Subtotal: 10,161.08
Sales Tax: 0.00
Misc. Tax: 0.00

THIS QUOTE / ESTIMATE IS VALID FOR 15 DAYS!

50% Deposit Required, Balance Due Upon Completion.

ESTIMATE TOTAL: \$10,161.08

SAO Overall Layout



NOW, THEREFORE, BE IT ORDAINED by the Kane County Board that the Kane County Code Chapter 2, Article VI, Division 3 (the Kane County Purchasing Ordinance) is amended to add the following as a new section titled "Responsible Bidder Requirements For Public Works Projects":

A. Public Works: For purposes of this section, the term "Public Works" shall mean construction projects advertised and awarded by Kane County, and financed, in whole or in part, with County public funds. Public Works projects shall only include those projects where Kane County is the awarding authority and that require County Board approval as designated by the Kane County Purchasing Ordinance. Additionally, Public Works projects shall only include cost-share drainage projects that exceed One Hundred Thousand Dollars (\$100,000).

B. Bid Submission Requirements:

1. In determining whether a bidder is a "responsible bidder" for the award of a Public Works contract, the bidder must submit the following information and supporting documentation, as directed on corresponding forms designated by the purchasing department, which may include a notarization requirement and/or a requirement that the bidder submits a signed statement as to their compliance with the bid submission requirements supported by affidavit, in order for the bid to be accepted:

a. A copy of the Illinois Secretary of State's Department of Business Services online records evidencing that the bidder has a current corporate annual report on file. If the bidder is an individual, sole proprietor, or partnership, this subsection shall not apply.

b. Documents evidencing current registration with the Illinois Department of Revenue if bidder has employees (e.g. document with account number, Illinois Business Tax number).

c. Documents evidencing current registration with the Illinois Department of Employment Security if bidder has employees (e.g. document with UI account number).

d. Disclosure of any federal, state or local tax liens or tax delinquencies against the bidder or any officers of the bidder in the last five (5) years.

e. A statement that all employees are (i) covered under a current workers' compensation insurance policy and (ii) properly classified under such policy. If the bidder is insured with a carrier, the evidence of workers' compensation insurance shall be a copy of the "Information Page" of the bidder's workers' compensation policy and any continuation of that Information Page which include the name and address of the insured, as well as the class codes the compensation premium is based on and the total estimated remuneration per class code.

f. A statement of compliance with all provisions of the Illinois Prevailing Wage Act (820 ILCS 130/1 et seq.) and all rules and regulations therein, for the past five (5) years. Such statement shall also provide that the bidder has reviewed the Prevailing Wage Act or federal Davis-Bacon and Related Acts, has reviewed and agrees to pay the applicable prevailing wage rates attached to the bid specifications, and will strictly comply with the Prevailing Wage Act

or federal Davis-Bacon and Related Acts and related requirements. A bidder who has been found by the Illinois Department of Labor to be in violation of the Prevailing Wage Act twice within a three (3) year period shall be deemed not to be a Responsible Bidder for two (2) years from the date of the latest finding.

g. A copy of the written program for the prevention of substance abuse to be filed with a public body pursuant to the Substance Abuse Prevention on Public Works Projects Act (820 ILCS 265/1 et seq.).

h. A statement that individuals who will perform work on the Public Works project on behalf of the contractor are properly classified as either (i) an employee or (ii) an independent contractor under all applicable state and federal laws and local ordinances.

i. Documents evidencing any professional or trade license required by law or local ordinance for any trade or specialty area in which the bidder is seeking a contract award. Additionally, the bidder must disclose any suspension or revocation of such license held by the company, or of any director, officer or manager of the company.

j. Evidence of participation in apprenticeship training programs applicable to the work to be performed on the project, which are approved by and registered with the United States Department of Labor's Office of Apprenticeship, or its successor organization; and evidence that any applicable apprenticeship program has graduated at least five (5) apprentices in each of the past five (5) years for each of the construction crafts the bidder will perform on the project. Evidence of graduation rates are not required for apprenticeable crafts dedicated exclusively to the transportation of material and equipment to and from the Public Works project.

The required evidence includes but is not limited to a copy of all applicable apprenticeship standards and Apprenticeship Agreement(s) for any apprentice(s) who will perform work on the Public Works project; and documentation from each applicable apprenticeship program certifying that it has graduated at least five (5) apprentices in each of the past five (5) years for each construction craft the bidder will perform on the project. Additional evidence of participation and graduation requirements may be requested by the purchasing department at its discretion.

k. Bidder shall certify that all employees expected to perform work on the project and who face hazards on the job have completed a 10-hour or greater OSHA safety program. Only workers that have satisfactorily completed a 10-hour or greater OSHA safety program will be allowed to participate on the project. The bidder must have copies of employee OSHA cards on file, and the purchasing department may request the bidder provide copies of employees OSHA cards; failure to produce an employee's OSHA card may result in a determination that the bidder is not a responsible bidder.

l. Disclosure of the name and address of each subcontractor from whom the bidder has accepted a bid and/or intends to hire on any part of the project. Further, any subcontractor that will complete either (1) 10% or more of the work on a project, or (2) at least \$100,000 of

the work on a project, shall be required to adhere to all of the requirements set forth herein as though it were bidding directly to Kane County. All other subcontractors shall only be required to adhere to the requirements of subsections J, K, and O as though it were bidding directly to Kane County. Each bidder shall submit all subcontractor information and supporting documentation to the purchasing department prior to the subcontractor commencing work on the project.

m. Statements as to past performance, which shall give an accurate and complete record of three (3) similar public works projects completed in the past three (3) years by the bidder. Such statements shall include the name of the public body and the project, original contract price, final contract price, the names of all subcontractors used, if applicable, and a statement as to compliance with completion deadlines.

n. Any determinations against the bidder by a court or governmental agency for violations of federal, state, or local laws, including but not limited to serious, willful or repeated violations of the Occupational Safety and Health Act (OSHA), violations of contracting or antitrust laws, tax or licensing laws, environmental laws, or the Federal Davis-Bacon and Related Acts.

o. All bidders will be required to turn in certified payrolls as specified in Illinois Public Act 94-0515, and follow all provisions of the Employee Classification Act, 820 ILCS 185/1 et seq.

2. Any material changes to the bidder's status, at any time, must be reported in writing within fourteen (14) calendar days of its occurrence. Failure to comply with this requirement is grounds for the bidder to be deemed a non-responsible bidder.

3. If a bidder submits proof of appropriate prequalification through the Illinois Capital Development Board or Illinois Department of Transportation, the bidder need only to submit documentation referenced in subsection (B)(1)(j), evidence of participation in apprenticeship training programs applicable to the work to be performed on the project.

C. Incomplete Submissions by Bidders and Subcontractors:

1. It is the sole responsibility of the bidder to comply with all submission requirements at the time it submits its bid to the purchasing department. Bidder submissions deemed incomplete shall result in a determination that the bidder is not a responsible bidder. A submission is deemed incomplete if the Bidder has not cured the deficiency in its submission within seven (7) calendar days after written notice given by the County.

2. The submission requirements also apply to all subcontractors, except that the successful bidder shall submit all applicable subcontractor submissions, as outlined in Section 2, subsection L, to prior to the subcontractor commencing work on the project. Failure of a subcontractor to submit the required information shall not disqualify the successful bidder from performing work on the project and shall not constitute a contractual default and/or breach by the successful bidder. However, Kane County shall withhold all payments otherwise due for work performed by a subcontractor, until the subcontractor submits the required information and the director of purchasing approves such information. Where the

director of purchasing deems there to be a non-material error in the submission of the required information for a subcontractor, the director of purchasing can utilize limited discretion in implementing such withholding requirement. Further, where the director of purchasing deems necessary, Kane County may also require that the successful bidder remove the subcontractor from the project and replace it with a responsive and responsible subcontractor.

D. Validity of Pre-Qualification Classification

1. Upon designation by the director of purchasing that a bidder's or subcontractor's submission in anticipation of a bid is complete and timely, and upon any further consideration deemed necessary by the director of purchasing, the bidder or subcontractor may be pre-qualified for future

Kane County Public Works projects. A bidder's classification as "qualified" shall exempt the bidder or sub-contractor from the comprehensive submission requirements contained herein for a period of twelve (12) months. However, Kane County may ask a bidder to submit additional documents during the time period in which a bidder is pre-qualified. Thereafter, bidders or subcontractors who are pre-qualified must submit a complete application for continuation of "pre-qualified" standing, on a form provided by the purchasing department, (also referred to as the "short form") by December 31st for the upcoming calendar year. Failure by any pre-qualified bidder or subcontractor to timely submit its complete application for continuation of "pre-qualified" standing shall result in automatic removal of the designation, effective January 1 of the upcoming year. However, the "removed" bidder or subcontractor shall still be permitted to bid on Kane County Public Works projects. Kane County may establish rules permitting bidder's to be pre-qualified outside of the bidding process.

2. Any material changes to the bidder's status, at any time, must be reported in writing within fourteen (14) calendar days of its occurrence to the purchasing department. The pre-qualification designation is solely within the discretion of the director of purchasing and Kane County specifically reserves the right to change or revoke the designation for a stated written reason(s).

3. Denial of pre-qualification shall be in writing and shall be forwarded to the bidder within seven

(7) calendar days of such decision. Any bidder denied or losing pre-qualification status may request reconsideration of the decision by submitting such request in writing to the director of purchasing within seven (7) calendar days of receipt of notice of denial.

E. Lowest Bidder Not Chosen:

1. When the award is not recommended to be given to the lowest bidder, a statement of the reason for such recommendation shall be prepared by the purchasing department.

2. In the event that there are no bidders pursuant to the Responsible Bidder Ordinance, Kane County may pursue bidders pursuant to the standard provisions otherwise set out by the Kane County Purchasing Ordinance.

F. Multiple Low Bids: When two or more responsible bidders submit the same low bid, the contract award shall be determined by drawing lots at a public meeting.

G. Public Records: All information submitted by a successful bidder pursuant to this Ordinance are public records subject to review pursuant to the Illinois Freedom of Information Act (5 ILCS 140/1 et seq.).

H. Materiality: The requirements of this Ordinance are a material part of the bid documents and the contract and the successful bidder shall insert this Ordinance in all subcontracts.

I. Severability: If any portion of this Ordinance or the application thereof to any person or circumstance is held invalid, such invalidity shall not affect other portions or applications of this Ordinance which can be given effect without the invalid portions or applications and, to this end, the portions of this Ordinance are severable.

J. Other Ordinances: Any prior ordinance or portion thereof in conflict with this Ordinance is superseded by the requirements of this Ordinance. Where this Ordinance is silent, Kane County may adhere to the requirements laid out in the Kane County Purchasing Ordinance.

K. Effective Date: This ordinance shall take effect upon passage by December 1, 2023.

Passed by the Kane County Board on August 8, 2023

John A. Cunningham, MBA, J.D.
Clerk, County Board
Kane County, Illinois

Corinne M. Pierog MA, MBA
Chairman, County Board
Kane County, Illinois

Vote:



RESOLUTION/ORDINANCE EXECUTIVE SUMMARY

Ordinance: No.

Amending Chapter 2, Article VI, Division 3 of the Kane County Code to Establish Responsible Bidder Requirements on Public Works Projects

Committee Flow: Administration Committee, Finance and Budget Committee, Executive Committee, County Board

Contact:

Budget Information:

| | |
|--|-----------------------|
| Was this item budgeted? | Appropriation Amount: |
| If not budgeted, explain funding source: | |

Summary: