



Kane County

1996 S. Kirk Rd. Suite 320
Geneva, IL 60134

Forest Preserve District Executive Committee

Agenda

President, Bill Lenert President Pro Tem, Mavis Bates, Secretary, Myrna Molina
Dale Berman, Anita Lewis, Jarett Sanchez, Cheryl Strathmann, Vern Tepe

Thursday, January 9, 2025

8:30 AM

1996 S. Kirk Rd. Suite 320 Geneva, IL
60134

- I. **Call To Order**
Remote Attendance Approval
- II. **Approval of Minutes from December 5, 2024**
- III. **Public Comment (Each Speaker is limited to three minutes)**
- IV. **Presentation and Approval of Bills and Commissioners' Per Diem for December 2024**

TMP-25-008 Bills and Commissioner's Per Diem for December 2024
- V. **Finance and Administration**

[TMP-24-3334](#) Landscapes Golf Management (LGM) Initial Budget Presentation

[TMP-24-3269](#) Resolution Authorizing the Purchase of One (1) Ford F-250 Utility Truck and Two (2) Ford F-450 Dump Trucks for Use by the Operations Department Through the State of Illinois Bid Contract Program
- VI. **Planning & Utilization**

[TMP-24-3311](#) Resolution Approving a Bid for the OSLAD Grant Project for the Mill Creek Greenway Forest Preserve Archery Range

[TMP-24-3314](#) Resolution Approving a Bid for the RTP Grant Trail Restoration Project at Big Rock Forest Preserve
- VII. **Appointments**

[TMP-25-007](#) 2025 District Appointments
- VIII. **New or Unfinished Business**
- IX. **Closed Session to Discuss Land Acquisition, License Agreements, Potential Litigation and Personnel**
- X. **Communications**
- XI. **President's Comments**

XII. Financial Reports

[TMP-24-3367](#) Finance Reports

- A. Bond Investment Analysis Report through November 2024
- B. Cash & Investment Report through November 2024
- C. Income Statement through November 2024

XIII. Adjournment

Adjournment until: Thursday, February 6, 2025 in person at the Forest Preserve District Administration Offices 1996 S. Kirk Road, Suite 320 Geneva, Illinois and via zoom [https://zoom.us/j/6302325980?](https://zoom.us/j/6302325980?pwd=aURTSGJoRIVJNDRcCHJXd3dvaVVrUT09)

pwd=aURTSGJoRIVJNDRcCHJXd3dvaVVrUT09

Meeting ID: 630 232 5980 Password: 24680 The Request to Speak Form on the Districts' website must still be completed for guests to speak at the meeting.

STATE OF ILLINOIS)

SS.

COUNTY OF KANE)

REPORT NO. TMP-25-008

BILLS AND COMMISSIONER'S PER DIEM FOR DECEMBER 2024



Accounts Payable Invoice Report

G/L Date Range 12/01/24 - 12/31/24
 Report By Department - Vendor - Invoice
 Summary Listing

Invoice Number	Invoice Description	Status	Held Reason	Invoice Date	Due Date	G/L Date	Received Date	Payment Date	Invoice Net Amount
Department 11 - Administrative									
Sub-Department 11-11 Administrative,Administrative									
Vendor 3210 - Best Quality Facility Services, LLC									
51951	Admin/Police-Cleaning Svcs Suite #320 & #100 Svc November 2024	Paid by EFT #375		11/20/2024	12/02/2024	12/02/2024		01/14/2025	563.33
Vendor 3210 - Best Quality Facility Services, LLC Totals							Invoices	1	<u>\$563.33</u>
Vendor 3562 - DS Services of America, Inc. dba Hinckley Springs									
23983167110924	Admin-HQ Water Delivery 10/21/24 & 11/4/24	Paid by EFT #364		11/09/2024	12/09/2024	12/09/2024		12/13/2024	34.32
Vendor 3562 - DS Services of America, Inc. dba Hinckley Springs Totals							Invoices	1	<u>\$34.32</u>
Vendor 3609 - GTY Software Inc. dba Bonfire Interactive									
INV125850	Admin-CntrctMgmtModule,BonfireStrategicSource10/21/24-10/20/25	Paid by Check #126132		11/08/2024	12/12/2024	12/12/2024		01/14/2025	9,983.30
Vendor 3609 - GTY Software Inc. dba Bonfire Interactive Totals							Invoices	1	<u>\$9,983.30</u>
Vendor 1305 - Illinois Association of Park Districts									
DUES2025	Admin-Annual Membership Dues 2025	Paid by Check #126111		12/11/2024	12/19/2024	12/19/2024		12/19/2024	3,912.05
Vendor 1305 - Illinois Association of Park Districts Totals							Invoices	1	<u>\$3,912.05</u>
Vendor 1697 - Image Awards, Engraving & Creative Keepsakes, Inc.									
38722	Admin-Shining Star Award	Paid by Check #126104		12/03/2024	12/12/2024	12/12/2024		12/19/2024	92.95
Vendor 1697 - Image Awards, Engraving & Creative Keepsakes, Inc. Totals							Invoices	1	<u>\$92.95</u>
Vendor 1376 - Kinnally Flaherty Krentz Loran Hodge & Masur PC									
283A	Admin-Retainer Fee December 2024	Paid by EFT #381		12/10/2024	12/12/2024	12/12/2024		01/14/2025	9,283.00
Vendor 1376 - Kinnally Flaherty Krentz Loran Hodge & Masur PC Totals							Invoices	1	<u>\$9,283.00</u>
Vendor 3180 - Konica Minolta Business Solutions USA Inc.									
9010208139	Admin-Usage 10/25/24-11/24/24	Paid by Check #126137		11/24/2024	12/02/2024	12/02/2024		01/14/2025	233.11
Vendor 3180 - Konica Minolta Business Solutions USA Inc. Totals							Invoices	1	<u>\$233.11</u>
Vendor 3450 - ODP Business Solutions, LLC									
396303570001	Admin-MagicTape, Pen, Scissors, 2PkWhite Out, CorrectionTape, PO#17541	Paid by Check #126145		11/18/2024	12/12/2024	12/12/2024		01/14/2025	64.91
396310803001	Admin-Tape, PO#17541	Paid by Check #126145		11/18/2024	12/12/2024	12/12/2024		01/14/2025	14.39
396310804001	Admin-Rubberbands, PO#17541	Paid by Check #126145		11/19/2024	12/02/2024	12/02/2024		01/14/2025	10.89
Vendor 3450 - ODP Business Solutions, LLC Totals							Invoices	3	<u>\$90.19</u>
Sub-Department 11-11 Administrative,Administrative Totals							Invoices	10	<u>\$24,192.25</u>
Department 11 - Administrative Totals							Invoices	10	<u>\$24,192.25</u>

11 Administrative _____

Department **12 - Finance & Business**



Accounts Payable Invoice Report

G/L Date Range 12/01/24 - 12/31/24
 Report By Department - Vendor - Invoice
 Summary Listing

Invoice Number	Invoice Description	Status	Held Reason	Invoice Date	Due Date	G/L Date	Received Date	Payment Date	Invoice Net Amount	
Sub-Department 12-12 Finance & Business,Finance										
Vendor 1919 - AT & T										
6308450676121224	Fin-Office Alarm Fax Machine Svc 12/4/24-1/3/25	Paid by Check #126108		12/04/2024	12/13/2024	12/13/2024		12/19/2024	48.23	
							Vendor 1919 - AT & T Totals	Invoices	1	<u>\$48.23</u>
Vendor 2833 - Lauterbach & Amen, LLP										
98144	Fin-ProfSvcsRenderedInConnectionW/ FinancialStmntsForFY24	Paid by Check #126139		11/23/2024	12/02/2024	12/02/2024		01/14/2025	2,000.00	
99308	Fin-ProfSvcsRenderedInConnectionW/ OSLADGrant#OS22-2199	Paid by Check #126159		12/30/2024	12/31/2024	12/31/2024		01/14/2025	1,500.00	
							Vendor 2833 - Lauterbach & Amen, LLP Totals	Invoices	2	<u>\$3,500.00</u>
Vendor 2691 - Anna Marano										
111924	Fin-Mileage Reimbursement 11/19/24	Paid by Check #126141		11/19/2024	12/02/2024	12/02/2024		01/14/2025	38.19	
							Vendor 2691 - Anna Marano Totals	Invoices	1	<u>\$38.19</u>
Vendor 3450 - ODP Business Solutions, LLC										
397497447001	Fin-(3)Notebook, (3)Folder,18PkPads, (2)Sharpie,2PkPen,PO#17542	Paid by Check #126145		11/21/2024	12/02/2024	12/02/2024		01/14/2025	150.63	
397504556001	Fin-(2)Legal Pad, PO#17542	Paid by Check #126145		11/21/2024	12/12/2024	12/12/2024		01/14/2025	23.54	
398230992001	Fin-Kleenex, PO#17545	Paid by Check #126145		11/27/2024	12/12/2024	12/12/2024		01/14/2025	56.73	
							Vendor 3450 - ODP Business Solutions, LLC Totals	Invoices	3	<u>\$230.90</u>
Vendor 1853 - Paddock Publications										
315732	Fin-Legal Notice For Property Taxes To Be Levied For 2024	Paid by Check #126146		12/01/2024	12/05/2024	12/05/2024		01/14/2025	309.80	
315926	Fin-LegalNoticeForFabyanWindmillFire SuppressionImprovement	Paid by Check #126146		12/02/2024	12/02/2024	12/02/2024		01/14/2025	57.50	
							Vendor 1853 - Paddock Publications Totals	Invoices	2	<u>\$367.30</u>
Vendor 3253 - The Artina Group, Inc. DBA Tyler Business Forms										
98014	Fin-(6)Blank W2 Sheets, Blank 1099 NEC Copy B Sheets	Paid by Check #126153		11/19/2024	12/02/2024	12/02/2024		01/14/2025	195.87	
							Vendor 3253 - The Artina Group, Inc. DBA Tyler Business Forms Totals	Invoices	1	<u>\$195.87</u>
							Sub-Department 12-12 Finance & Business,Finance Totals	Invoices	10	<u>\$4,380.49</u>
							Department 12 - Finance & Business Totals	Invoices	10	<u>\$4,380.49</u>

12 Finance & Business

Department **14 - Human Resources**

Sub-Department **14-18 Human Resources,Human Resources**

Vendor **1029 - Alarm Detection Systems Inc**



Accounts Payable Invoice Report

G/L Date Range 12/01/24 - 12/31/24
 Report By Department - Vendor - Invoice
 Summary Listing

Invoice Number	Invoice Description	Status	Held Reason	Invoice Date	Due Date	G/L Date	Received Date	Payment Date	Invoice Net Amount
SI623092	HR-Non Tech Card For Jonah Callahan, Badge For Deanne Bovio	Paid by EFT #373		11/12/2024	12/05/2024	12/05/2024		01/14/2025	26.00
SI623481	HR-Non Tech Card For Randy Uidl	Paid by EFT #373		11/19/2024	12/05/2024	12/05/2024		01/14/2025	11.00
Vendor 2308 - Robb A Cleave				Vendor 1029 - Alarm Detection Systems Inc Totals		Invoices	2		\$37.00
110624	HR-Safety Shoe Reimbursement	Paid by Check #126121		11/06/2024	12/02/2024	12/02/2024		01/14/2025	121.24
Vendor 3096 - Monika Kastle				Vendor 2308 - Robb A Cleave Totals		Invoices	1		\$121.24
120224	HR-Safety Shoe Reimbursement	Paid by Check #126136		12/02/2024	12/05/2024	12/05/2024		01/14/2025	150.00
Vendor 1390 - Laner Muchin Ltd				Vendor 3096 - Monika Kastle Totals		Invoices	1		\$150.00
677567	HR-Prof Svcs Rendered Through 11/20/24	Paid by Check #126138		12/01/2024	12/05/2024	12/05/2024		01/14/2025	342.00
Vendor 1618 - Tyler Medical Services				Vendor 1390 - Laner Muchin Ltd Totals		Invoices	1		\$342.00
457365	HR-DOT Yearly Management Fee	Paid by EFT #390		10/30/2024	12/05/2024	12/05/2024		01/14/2025	375.00
457823	HR-HepBImmunization,PhysicalExamP replacement,10PanelRapidDS	Paid by EFT #390		11/20/2024	12/05/2024	12/05/2024		01/14/2025	320.00
Vendor 3620 - Randy Uidl				Vendor 1618 - Tyler Medical Services Totals		Invoices	2		\$695.00
112524	HR-Safety Shoe Reimbursement	Paid by Check #126156		11/25/2024	12/12/2024	12/12/2024		01/14/2025	100.00
Vendor 3620 - Randy Uidl				Vendor 3620 - Randy Uidl Totals		Invoices	1		\$100.00
Sub-Department 14-18 Human Resources,Human Resources				Sub-Department 14-18 Human Resources,Human Resources Totals		Invoices	8		\$1,445.24
Sub-Department 14-20 Human Resources,Volunteer				Sub-Department 14-20 Human Resources,Volunteer Totals		Invoices	8		\$1,445.24
Vendor 2308 - Robb A Cleave				Vendor 2308 - Robb A Cleave Totals		Invoices	1		\$156.11
111424	HR Vol-Mileage Reimbursement & Tolls 11/14/24-11/21/24	Paid by Check #126121		11/14/2024	12/05/2024	12/05/2024		01/14/2025	156.11
Vendor 1680 - Menards Batavia				Vendor 2308 - Robb A Cleave Totals		Invoices	1		\$156.11
40781	HRVol-BlackPolyPlasticSheeting,500PkGardenStaples,(4)RbrMallet	Paid by EFT #383		12/11/2024	12/19/2024	12/19/2024		01/14/2025	77.94
Vendor 1680 - Menards Batavia				Vendor 1680 - Menards Batavia Totals		Invoices	1		\$77.94
Sub-Department 14-20 Human Resources,Volunteer				Sub-Department 14-20 Human Resources,Volunteer Totals		Invoices	2		\$234.05
Department 14 - Human Resources				Department 14 - Human Resources Totals		Invoices	10		\$1,679.29

14 Human Resources

Department **21 - Operations & Maintenance**
 Sub-Department **21-22 Operations & Maintenance,North**
 Vendor **1029 - Alarm Detection Systems Inc**



Accounts Payable Invoice Report

G/L Date Range 12/01/24 - 12/31/24
 Report By Department - Vendor - Invoice
 Summary Listing

Invoice Number	Invoice Description	Status	Held Reason	Invoice Date	Due Date	G/L Date	Received Date	Payment Date	Invoice Net Amount
SI623924	N Ops- UpgradedBurglarySystem@MuirheadSvc11/27/24-12/31/24	Paid by EFT #373		11/27/2024	12/12/2024	12/12/2024		01/14/2025	377.01
Vendor 1029 - Alarm Detection Systems Inc Totals							Invoices	1	\$377.01
Vendor 3530 - APC Stores Inc DBA Autowares DBA Bumper to Bumper									
478602869	N Ops-Brake Pads For Vehicle #339	Paid by EFT #374		12/03/2024	12/12/2024	12/12/2024		01/14/2025	38.52
Vendor 3530 - APC Stores Inc DBA Autowares DBA Bumper to Bumper Totals							Invoices	1	\$38.52
Vendor 1919 - AT & T									
8477420695111224	N Ops-Jon Duerr Gas Modem Svc 11/22/24-12/21/24	Paid by Check #126084		11/22/2024	12/03/2024	12/03/2024		12/05/2024	73.16
8474640549111224	N Ops-SupPhone,GenPhone,FaxLine,Gas PumpModemSvc11/25/24-12/24/24	Paid by Check #126093		11/25/2024	12/09/2024	12/09/2024		12/13/2024	239.81
Vendor 1919 - AT & T Totals							Invoices	2	\$312.97
Vendor 1142 - City of Elgin									
51735312781124	N Ops-Tyler Creek Residence & Sirens Svc 10/16/24-11/18/24	Paid by Check #126095		12/02/2024	12/09/2024	12/09/2024		12/13/2024	54.06
Vendor 1142 - City of Elgin Totals							Invoices	1	\$54.06
Vendor 2027 - ComEd									
7486620001124	N Ops-Muirhead Restroom/Shelter Svc 10/18/24-11/18/24	Paid by Check #126086		11/21/2024	12/03/2024	12/03/2024		12/05/2024	25.56
9421280001124	N Ops-Neville Property Svc 10/24/24-11/22/24	Paid by Check #126086		11/22/2024	12/03/2024	12/03/2024		12/05/2024	26.21
37569750001124	N Ops-Hoscheit Woods Svc 10/29/24-11/26/24	Paid by Check #126097		12/02/2024	12/09/2024	12/09/2024		12/13/2024	26.29
Vendor 2027 - ComEd Totals							Invoices	3	\$78.06
Vendor 1176 - Cowan Electric Inc									
0202963	N Ops-Emergency Pole Repair @ Tyler Creek	Paid by Check #126124		12/12/2024	12/19/2024	12/19/2024		01/14/2025	7,500.00
Vendor 1176 - Cowan Electric Inc Totals							Invoices	1	\$7,500.00
Vendor 1180 - Culligan Tri City Soft Water Services, Inc									
30752	N Ops-Paul Wolff Service Call Conditioner	Paid by EFT #368		12/01/2024	12/13/2024	12/13/2024		12/19/2024	112.50
30888	N Ops-NOpsFacSulphurClear&Mark80Svc 12/1/24-12/31/24	Paid by EFT #368		12/01/2024	12/13/2024	12/13/2024		12/19/2024	85.00
30915	N Ops-Tomo Chi Chi Medalist Softener Svc 12/1/24-12/31/24	Paid by EFT #368		12/01/2024	12/13/2024	12/13/2024		12/19/2024	31.50
Vendor 1180 - Culligan Tri City Soft Water Services, Inc Totals							Invoices	3	\$229.00
Vendor 1209 - Easy Tree Service, Inc									
14599	N Ops-Tree Cut Down @ Stony/Neville	Paid by Check #126127		12/17/2024	12/19/2024	12/19/2024		01/14/2025	500.00



Accounts Payable Invoice Report

G/L Date Range 12/01/24 - 12/31/24
 Report By Department - Vendor - Invoice
 Summary Listing

Invoice Number	Invoice Description	Status	Held Reason	Invoice Date	Due Date	G/L Date	Received Date	Payment Date	Invoice Net Amount
14600	N Ops- RemovalOfLargeOakTree@StonyCreek/Neville	Paid by Check #126127		12/17/2024	12/19/2024	12/19/2024		01/14/2025	1,700.00
Vendor 1209 - Easy Tree Service, Inc Totals							Invoices	2	\$2,200.00
Vendor 1447 - Elburn Napa DBA Elburn/Hampshire/North Aurora Napa									
705749	N Ops- (7)WiperBlades,BreatherCap,Fuel Kit,FuelFilter,SparkPlug	Paid by Check #126128		12/02/2024	12/12/2024	12/12/2024		01/14/2025	178.77
999798	N Ops-(6)Chrome Lug Nut	Paid by Check #126128		12/03/2024	12/12/2024	12/12/2024		01/14/2025	49.44
000148	N Ops-(2)Hood Lift Support, Straight Connector For Vehicle #338	Paid by Check #126128		12/05/2024	12/19/2024	12/19/2024		01/14/2025	50.29
706626	N Ops-(4)Electric Battery, (2) Adapters For Vehicle #335	Paid by Check #126128		12/11/2024	12/19/2024	12/19/2024		01/14/2025	44.54
Vendor 1447 - Elburn Napa DBA Elburn/Hampshire/North Aurora Napa Totals							Invoices	4	\$323.04
Vendor 1238 - First Environmental Laboratories, Inc.									
187768	N Ops-Nitrate Testing @ Burlington	Paid by Check #126130		12/04/2024	12/19/2024	12/19/2024		01/14/2025	19.50
Vendor 1238 - First Environmental Laboratories, Inc. Totals							Invoices	1	\$19.50
Vendor 1254 - G&L Septic, Inc.									
22215	N Ops-Romtec @ Voyagers	Paid by EFT #378		11/20/2024	12/02/2024	12/02/2024		01/14/2025	350.00
22230	N Ops-Shop Tank @ Muirhead	Paid by EFT #378		11/26/2024	12/12/2024	12/12/2024		01/14/2025	425.00
Vendor 1254 - G&L Septic, Inc. Totals							Invoices	2	\$775.00
Vendor 1019 - Havlicek Ace Hardware, LLC DBA Geneva Ace Hardware									
1102951	N Ops-(3) Pro Mark Helmet System	Paid by EFT #379		11/20/2024	12/02/2024	12/02/2024		01/14/2025	269.97
Vendor 1019 - Havlicek Ace Hardware, LLC DBA Geneva Ace Hardware Totals							Invoices	1	\$269.97
Vendor 1679 - Menards Carpentersville									
32084	N Ops-(100)48" Driveway Marker	Paid by EFT #384		11/26/2024	12/12/2024	12/12/2024		01/14/2025	193.00
32462	N Ops-(10)Lumber, (3) Sanding Discs	Paid by EFT #384		12/04/2024	12/12/2024	12/12/2024		01/14/2025	86.20
Vendor 1679 - Menards Carpentersville Totals							Invoices	2	\$279.20
Vendor 1678 - Menards Elgin									
92726	N Ops-Jump Starter, (2) Coupler	Paid by EFT #385		11/21/2024	12/02/2024	12/02/2024		01/14/2025	208.73
92976	N Ops- (5)DoorStopKickdown,Nozzle,Hex Head,DriveBitHolder	Paid by EFT #385		11/25/2024	12/02/2024	12/02/2024		01/14/2025	47.01
93046	N Ops-(100)48" Driveway Marker	Paid by EFT #385		11/26/2024	12/12/2024	12/12/2024		01/14/2025	193.00
93481	N Ops-(50)48"DrivewayMarker, (6)HitchPin,RodentRepellent,Drive Bit	Paid by EFT #385		12/03/2024	12/12/2024	12/12/2024		01/14/2025	173.60
93622	N Ops-SolidCorePVCPipe, (2)BrakeCleaner,GFCICover, (2)HvyHexNut	Paid by EFT #385		12/05/2024	12/12/2024	12/12/2024		01/14/2025	47.90



Accounts Payable Invoice Report

G/L Date Range 12/01/24 - 12/31/24
 Report By Department - Vendor - Invoice
 Summary Listing

Invoice Number	Invoice Description	Status	Held Reason	Invoice Date	Due Date	G/L Date	Received Date	Payment Date	Invoice Net Amount
93949	N Ops-(3)Spray Paint, (5) GFI Cover	Paid by EFT #385		12/10/2024	12/19/2024	12/19/2024		01/14/2025	48.07
Vendor 1755 - Mendel Plumbing & Heating, Inc.			Vendor 1678 - Menards Elgin Totals				Invoices	6	\$718.31
456614	N Ops-Labor & Parts @ Muirhead Shop For Geothermal Repair	Paid by Check #126142		12/13/2024	12/19/2024	12/19/2024		01/14/2025	3,399.00
Vendor 2587 - Nicor Gas			Vendor 1755 - Mendel Plumbing & Heating, Inc. Totals				Invoices	1	\$3,399.00
947740071431124	N Ops-Jon Duerr Shop Svc 10/29/24-11/27/24	Paid by Check #126088		11/27/2024	12/03/2024	12/03/2024		12/05/2024	96.78
333376580831124	N Ops-Neville Property Svc 11/4/24-12/4/24	Paid by Check #126098		12/04/2024	12/09/2024	12/09/2024		12/13/2024	84.53
Vendor 2136 - Priority Products, Inc.			Vendor 2587 - Nicor Gas Totals				Invoices	2	\$181.31
1008834	N Ops-(100)Type F Floor Board Screws	Paid by Check #126149		09/10/2024	12/02/2024	12/02/2024		01/14/2025	34.17
Vendor 1511 - Ralph Helm Inc.			Vendor 2136 - Priority Products, Inc. Totals				Invoices	1	\$34.17
403483	N Ops-(2)Guide Bar Dresser	Paid by Check #126150		11/26/2024	12/12/2024	12/12/2024		01/14/2025	81.58
Vendor 1538 - Russo Hardware DBA Russo Power Equipment			Vendor 1511 - Ralph Helm Inc. Totals				Invoices	1	\$81.58
SPI20879067	N Ops-(6)8" Plastic Felling Wedge	Paid by EFT #388		12/09/2024	12/12/2024	12/12/2024		01/14/2025	26.88
Vendor 2863 - Secretary of State			Vendor 1538 - Russo Hardware DBA Russo Power Equipment Totals				Invoices	1	\$26.88
121924	N Ops-Trailer Title Vin#4PC2928S1419163	Paid by Check #126113		12/19/2024	12/19/2024	12/19/2024		12/19/2024	165.00
121924A	N Ops-Trailer Plate Vin#4PC2928S1419163	Paid by Check #126112		12/19/2024	12/19/2024	12/19/2024		12/19/2024	8.00
Vendor 2458 - State Industrial Products			Vendor 2863 - Secretary of State Totals				Invoices	2	\$173.00
903595593	N Ops-Air Care Program	Paid by EFT #389		12/08/2024	12/12/2024	12/12/2024		01/14/2025	123.10
Vendor 3394 - Varsity Brands Holding Co. Inc DBA BSN Sports, LLC			Vendor 2458 - State Industrial Products Totals				Invoices	1	\$123.10
927676456	N Ops/SOps/TR/NR-(60)GreenHoodie, (9)Crewneck,PO#17523	Paid by Check #126157		11/08/2024	12/02/2024	12/02/2024		01/14/2025	2,027.00
Vendor 3582 - Vistra Vision LLC dba Dynegy Energy Services, LLC			Vendor 3394 - Varsity Brands Holding Co. Inc DBA BSN Sports, LLC Totals				Invoices	1	\$2,027.00
030000394352	Various Departments-Electric Charges September 2024	Paid by EFT #365		10/18/2024	12/09/2024	12/09/2024		12/13/2024	11,630.23
030000406048	Various Departments-Electric Charges October 2024	Paid by EFT #365		11/02/2024	12/09/2024	12/09/2024		12/13/2024	9,047.93
030000432053	Various Departments-Electric Charges November 2024	Paid by EFT #365		12/06/2024	12/09/2024	12/09/2024		12/13/2024	5,415.46



Accounts Payable Invoice Report

G/L Date Range 12/01/24 - 12/31/24
 Report By Department - Vendor - Invoice
 Summary Listing

Invoice Number	Invoice Description	Status	Held Reason	Invoice Date	Due Date	G/L Date	Received Date	Payment Date	Invoice Net Amount
Vendor 3582 - Vistra Vision LLC dba Dynegy Energy Services, LLC Totals						Invoices	3		\$26,093.62
Vendor 1777 - Waste Management of Illinois, Inc.									
000811327220	N Ops-Raceway Clean Up	Paid by EFT #370		11/18/2024	12/13/2024	12/13/2024		12/19/2024	298.22
Vendor 1777 - Waste Management of Illinois, Inc. Totals						Invoices	1		\$298.22
Vendor 1672 - Z Hardware Company DBA Ziegler's Ace Hardware									
175107A	N Ops-(2) Spray Paint	Paid by EFT #393		11/25/2024	12/02/2024	12/02/2024		01/14/2025	21.98
Vendor 1672 - Z Hardware Company DBA Ziegler's Ace Hardware Totals						Invoices	1		\$21.98
Sub-Department 21-22 Operations & Maintenance,North Totals						Invoices	45		\$45,634.50
Sub-Department 21-23 Operations & Maintenance,South									
Vendor 1029 - Alarm Detection Systems Inc									
SI624106	S Ops- UpgradedBurglarySystem@GrunwaldCompleted12/2/24	Paid by EFT #373		12/03/2024	12/12/2024	12/12/2024		01/14/2025	377.00
299581112	S Ops-Quarterly Alarm Charges @ Fabyan Windmill 01/25-03/25	Paid by EFT #367		12/08/2024	12/13/2024	12/13/2024		12/19/2024	362.97
305141110	S Ops-Quarterly Alarm Charges @ Fabyan Museum Svc 01/25-03/25	Paid by EFT #367		12/08/2024	12/13/2024	12/13/2024		12/19/2024	780.24
Vendor 1029 - Alarm Detection Systems Inc Totals						Invoices	3		\$1,520.21
Vendor 1919 - AT & T									
1298710001224	S Ops-Fabyan Internet Svc 11/17/24-12/16/24	Paid by Check #126085		11/16/2024	12/03/2024	12/03/2024		12/05/2024	104.70
6302322765111224	S Ops-Fabyan Windmill Svc 11/19/24-12/18/24	Paid by Check #126084		11/19/2024	12/03/2024	12/03/2024		12/05/2024	70.35
6302324811111224	S Ops-Fabyan Museum Svc 11/19/24-12/18/24	Paid by Check #126084		11/19/2024	12/03/2024	12/03/2024		12/05/2024	70.58
6302326854111224	S Ops-Fabyan Gas Modem Svc 11/19/24-12/18/24	Paid by Check #126084		11/19/2024	12/03/2024	12/03/2024		12/05/2024	69.81
6305564604111224	S Ops-Big Rock Campground Svc 11/25/24-12/24/24	Paid by Check #126093		11/25/2024	12/09/2024	12/09/2024		12/13/2024	86.62
6305570192441224	S Ops-Fax,GasModem,SupPhone,GenLine,Svc11/25/24-12/24/24	Paid by Check #126093		11/25/2024	12/09/2024	12/09/2024		12/13/2024	228.20
6302087523121224	S Ops-Horticultural Shop Svc 12/1/24-12/31/24	Paid by Check #126093		12/01/2024	12/09/2024	12/09/2024		12/13/2024	62.81
6305840670121224	S Ops-Campton Gas Modem Svc 12/4/24-1/3/25	Paid by Check #126108		12/04/2024	12/13/2024	12/13/2024		12/19/2024	70.59
Vendor 1919 - AT & T Totals						Invoices	8		\$763.66
Vendor 2392 - AT&T Long Distance									
8566325001124	S Ops-Gen Line & Sup Line Svc 11/24	Paid by Check #126094		11/26/2024	12/09/2024	12/09/2024		12/13/2024	6.48
Vendor 2392 - AT&T Long Distance Totals						Invoices	1		\$6.48
Vendor 1144 - City of Geneva									
1980034200091224	S Ops-Fabyan Staff Residence Svc 11/1/24-12/6/24	Paid by Check #126096		12/06/2024	12/09/2024	12/09/2024		12/13/2024	29.15
Vendor 1144 - City of Geneva Totals						Invoices	1		\$29.15



Accounts Payable Invoice Report

G/L Date Range 12/01/24 - 12/31/24
 Report By Department - Vendor - Invoice
 Summary Listing

Invoice Number	Invoice Description	Status	Held Reason	Invoice Date	Due Date	G/L Date	Received Date	Payment Date	Invoice Net Amount
Vendor 1151 - Coffman Truck Sales Inc.									
611948	S Ops-(3) Plow Shoes For T#443	Paid by Check #126122		11/21/2024	12/02/2024	12/02/2024		01/14/2025	264.51
									\$264.51
Vendor 2027 - ComEd									
76185712221124	S Ops-Cherry Ln & Kirk Rd Light Svc 10/28/24-11/25/24	Paid by Check #126086		11/25/2024	12/03/2024	12/03/2024		12/05/2024	113.27
74077260001124	S Ops-Dick Young House Svc 11/4/24-12/4/24	Paid by Check #126109		12/04/2024	12/13/2024	12/13/2024		12/19/2024	19.98
29239960001124	S Ops-Grunwald Restroom Svc 11/1/24-12/3/24	Paid by Check #126109		12/05/2024	12/13/2024	12/13/2024		12/19/2024	284.23
92016912221124	S Ops-Prairie Kame Sauer Svc 11/1/24-12/3/24	Paid by Check #126109		12/05/2024	12/13/2024	12/13/2024		12/19/2024	44.98
									\$462.46
Vendor 1180 - Culligan Tri City Soft Water Services, Inc									
30889	S Ops-MaintGarageSulphurClear&Rental Mark89Svc12/1/24-12/31/24	Paid by EFT #368		12/01/2024	12/13/2024	12/13/2024		12/19/2024	86.00
30922	S Ops-Grunwald Farms Medalist Softener Svc 12/1/24-12/31/24	Paid by EFT #368		12/01/2024	12/13/2024	12/13/2024		12/19/2024	31.50
									\$117.50
Vendor 3617 - D.W. Nelson Enterprises, Inc.									
8879	S Ops-MowingOfCrossCountryTrackNaturalAreas,PO#17543	Paid by Check #126125		12/04/2024	12/05/2024	12/05/2024		01/14/2025	5,500.00
									\$5,500.00
Vendor 1447 - Elburn Napa DBA Elburn/Hampshire/North Aurora Napa									
998654	S Ops-(4)RVAntifreeze,ThrottleBodyClnr,(2)VinylFuelTbng	Paid by Check #126128		11/21/2024	12/02/2024	12/02/2024		01/14/2025	22.27
999206	S Ops-(3) Oil Dry, Diesel Anti Gel	Paid by Check #126128		11/26/2024	12/02/2024	12/02/2024		01/14/2025	43.01
001208	S Ops-Blade Connector, (4) Grease Cart, Aerosol Spray	Paid by Check #126128		12/13/2024	12/19/2024	12/19/2024		01/14/2025	85.29
001225	S Ops-Clear Seal Asst	Paid by Check #126128		12/13/2024	12/19/2024	12/19/2024		01/14/2025	18.37
001664	S Ops-(4)80W90	Paid by Check #126128		12/17/2024	12/19/2024	12/19/2024		01/14/2025	25.80
									\$194.74
Vendor 1238 - First Environmental Laboratories, Inc.									
185136	S Ops-(32)Annual Testing Nitrates	Paid by Check #126130		08/01/2024	12/02/2024	12/02/2024		01/14/2025	624.00
185199	S Ops-(2)Annual Testing Nitrates	Paid by Check #126130		08/05/2024	12/02/2024	12/02/2024		01/14/2025	39.00
									\$663.00
Vendor 2122 - J&R Herra Inc.									
137954	S Ops-Labor & Parts @ Grunwald	Paid by Check #126134		12/05/2024	12/19/2024	12/19/2024		01/14/2025	1,533.68
									\$1,533.68
Vendor 3320 - Mediacom Telephony of Illinois, LLC									



Accounts Payable Invoice Report

G/L Date Range 12/01/24 - 12/31/24
 Report By Department - Vendor - Invoice
 Summary Listing

Invoice Number	Invoice Description	Status	Held Reason	Invoice Date	Due Date	G/L Date	Received Date	Payment Date	Invoice Net Amount
63030087971224A	S Ops-Big Rock Campground Phone & Internet Svc 11/30/24- 12/29/24	Paid by Check #126087		11/20/2024	12/03/2024	12/03/2024		12/05/2024	275.94
Vendor 3320 - Mediacom Telephony of Illinois, LLC Totals									Invoices 1 <u>\$275.94</u>
Vendor 1680 - Menards Batavia									
39549	S Ops-Charcoal Fiberglass Replacement Screen	Paid by EFT #383		11/20/2024	12/05/2024	12/05/2024		01/14/2025	20.48
39614	S Ops-Computer Speaker	Paid by EFT #383		11/21/2024	12/02/2024	12/02/2024		01/14/2025	7.99
39880	S Ops-Lag Screw, Power Drive Bit	Paid by EFT #383		11/26/2024	12/02/2024	12/02/2024		01/14/2025	12.98
39955	S Ops- 17PcDrillBitSet,18PcPowerDriveSe t,4PkLightBulb,(2)JntPlrs	Paid by EFT #383		11/27/2024	12/02/2024	12/02/2024		01/14/2025	124.18
40223	S Ops/Comm Aff-Cast Iron Circulator Pump, Sump Pump	Paid by EFT #383		12/02/2024	12/05/2024	12/05/2024		01/14/2025	580.98
40355	S Ops-(2)Fleece Lined Pants	Paid by EFT #383		12/04/2024	12/19/2024	12/19/2024		01/14/2025	43.98
40416	S Ops-(200)48" Driveway Marker	Paid by EFT #383		12/05/2024	12/05/2024	12/05/2024		01/14/2025	386.00
40624	S Ops-(2)2PkRollerCover, (2)HvyDutyFrame, (2)PaintTrayLiner	Paid by EFT #383		12/09/2024	12/05/2024	12/05/2024		01/14/2025	19.40
40639	S Ops-(20)48" Driveway Marker	Paid by EFT #383		12/09/2024	12/05/2024	12/05/2024		01/14/2025	35.80
40689	S Ops-Screws	Paid by EFT #383		12/10/2024	12/05/2024	12/05/2024		01/14/2025	8.97
40690	S Ops-(5)Plywood	Paid by EFT #383		12/10/2024	12/05/2024	12/05/2024		01/14/2025	73.95
40707	S Ops-Medium Black Men's Insulated Bib	Paid by EFT #383		12/10/2024	12/12/2024	12/12/2024		01/14/2025	64.99
40854	S Ops-(4)Diesel Fuel Supplement	Paid by EFT #383		12/12/2024	12/19/2024	12/19/2024		01/14/2025	51.96
40893	S Ops- FleeceLinedPants,TankSprayer,Ha ndSoap,Scale,(3)Pail	Paid by EFT #383		12/13/2024	12/19/2024	12/19/2024		01/14/2025	73.53
Vendor 1680 - Menards Batavia Totals									Invoices 14 <u>\$1,505.19</u>
Vendor 2587 - Nicor Gas									
045421723011124	S Ops-Fabyan Residence Svc 10/21/24-11/19/24	Paid by Check #126098		11/19/2024	12/09/2024	12/09/2024		12/13/2024	43.79
736122100021124	S Ops-Fabyan Shop Svc 10/21/24 -11/19/24	Paid by Check #126088		11/19/2024	12/03/2024	12/03/2024		12/05/2024	54.65
846122100091124	S Ops-Fabyan Villa Museum Svc 10/21/24-11/19/24	Paid by Check #126088		11/19/2024	12/03/2024	12/03/2024		12/05/2024	54.65
068302100081124	S Ops-LeRoy Oakes Durant House Svc 10/25/24-11/25/24	Paid by Check #126088		11/25/2024	12/03/2024	12/03/2024		12/05/2024	111.66
531402100051124	S Ops-LeRoy Oakes Sholes School Svc 10/25/24-11/25/24	Paid by Check #126088		11/25/2024	12/03/2024	12/03/2024		12/05/2024	73.64
Vendor 2587 - Nicor Gas Totals									Invoices 5 <u>\$338.39</u>
Vendor 2136 - Priority Products, Inc.									
1009766	S Ops-Hex Head Cap Screws, Nylon Insert Reg Finish Hex Lock Nuts	Paid by Check #126149		10/03/2024	12/02/2024	12/02/2024		01/14/2025	11.47



Accounts Payable Invoice Report

G/L Date Range 12/01/24 - 12/31/24
 Report By Department - Vendor - Invoice
 Summary Listing

Invoice Number	Invoice Description	Status	Held Reason	Invoice Date	Due Date	G/L Date	Received Date	Payment Date	Invoice Net Amount
Vendor 1538 - Russo Hardware DBA Russo Power Equipment			Vendor 2136 - Priority Products, Inc. Totals			Invoices		1	\$11.47
SPI20874967	S Ops-(200)Driveway Marker	Paid by EFT #388		12/03/2024	12/02/2024	12/02/2024		01/14/2025	218.00
Vendor 1538 - Russo Hardware DBA Russo Power Equipment Totals			Invoices			1		\$218.00	
Vendor 3134 - Via Carlita LLC DBA Hawk Ford of St Charles			Vendor 3134 - Via Carlita LLC DBA Hawk Ford of St Charles Totals			Invoices		6	\$5,302.99
556743	S Ops-Labor For T#449	Paid by EFT #391		11/21/2024	12/02/2024	12/02/2024		01/14/2025	99.95
92130	S Ops-TransmissionValveBody,Screen,Gasket,Core,ForVehicle#441	Paid by EFT #391		12/11/2024	12/19/2024	12/19/2024		01/14/2025	726.05
92215	S Ops-Transmission Filter For Vehicle #441	Paid by EFT #391		12/13/2024	12/19/2024	12/19/2024		01/14/2025	66.38
92257	S Ops-Trans Filter Seal For Vehicle #441	Paid by EFT #391		12/13/2024	12/19/2024	12/19/2024		01/14/2025	1.14
557864	S Ops-Parts & Labor For Vehicle #434	Paid by EFT #391		12/17/2024	12/19/2024	12/19/2024		01/14/2025	4,675.85
CM92130	S Ops-ReturnOfCore&ScreenForVehicle#441,OrgInv#92130	Paid by EFT #391		12/18/2024	12/19/2024	12/19/2024		01/14/2025	(266.38)
Vendor 1267 - W. W. Grainger, Inc. DBA Grainger			Vendor 1267 - W. W. Grainger, Inc. DBA Grainger Totals			Invoices		1	\$16.19
9328901716	S Ops-Enclosed Power Relay	Paid by EFT #392		11/26/2024	12/12/2024	12/12/2024		01/14/2025	16.19
Vendor 1777 - Waste Management of Illinois, Inc.			Vendor 1777 - Waste Management of Illinois, Inc. Totals			Invoices		3	\$2,258.66
004599027549	N Ops/S Ops-Refuse Pick Up November 2024	Paid by EFT #372		12/03/2024	12/30/2024	12/30/2024		12/30/2024	2,174.66
433318120113	S Ops-6Yd Fel On Call @ LeRoy Oakes Red Barn	Paid by EFT #370		12/04/2024	12/13/2024	12/13/2024		12/19/2024	42.00
433318320119	S Ops-6Yd Fel On Call @ LeRoy Oakes Shelter	Paid by EFT #370		12/04/2024	12/13/2024	12/13/2024		12/19/2024	42.00
Sub-Department 21-24 Operations & Maintenance,Trades			Sub-Department 21-23 Operations & Maintenance,South Totals			Invoices		61	\$20,982.22
Vendor 1018 - Ace Hardware Aurora Batavia 15050			Vendor 1018 - Ace Hardware Aurora Batavia 15050 Totals			Invoices		1	\$19.98
2586372	TR-(2)Lube Spray	Paid by Check #126118		12/10/2024	12/12/2024	12/12/2024		01/14/2025	19.98
Vendor 3466 - Al Warren Oil Co. Inc.			Vendor 3466 - Al Warren Oil Co. Inc. Totals			Invoices		1	\$815.44
W1706419	TR-(343.2)Gal Gas Delivered To Campton 12/3/24	Paid by EFT #366		12/05/2024	12/13/2024	12/13/2024		12/19/2024	815.44
Vendor 3071 - Angel Water, Inc.			Vendor 3071 - Angel Water, Inc. Totals			Invoices		1	\$200.00
021B	TR-Kedeka Water Conditioner Svc 12/24	Paid by Check #126092		12/13/2024	12/09/2024	12/09/2024		12/13/2024	200.00
Vendor 3530 - APC Stores Inc DBA Autowares DBA Bumper to Bumper			Vendor 3530 - APC Stores Inc DBA Autowares DBA Bumper to Bumper Totals			Invoices		1	\$200.00



Accounts Payable Invoice Report

G/L Date Range 12/01/24 - 12/31/24
 Report By Department - Vendor - Invoice
 Summary Listing

Invoice Number	Invoice Description	Status	Held Reason	Invoice Date	Due Date	G/L Date	Received Date	Payment Date	Invoice Net Amount
478602872	TR-Scan Tool Annual Subscription	Paid by EFT #374		12/03/2024	12/05/2024	12/05/2024		01/14/2025	1,142.59
478603383	TR-(2) Penetrating Oil	Paid by EFT #374		12/13/2024	12/19/2024	12/19/2024		01/14/2025	16.38
Vendor 3530 - APC Stores Inc DBA Autowares DBA Bumper to Bumper Totals							Invoices	2	\$1,158.97
Vendor 1962 - Comcast Cable									
8771200040041224	TR-Trades Shop Internet & Phone Svc 11/19/24-12/18/24	Paid by EFT #361		11/12/2024	12/03/2024	12/03/2024		12/05/2024	303.47
Vendor 1962 - Comcast Cable Totals							Invoices	1	\$303.47
Vendor 1447 - Elburn Napa DBA Elburn/Hampshire/North Aurora Napa									
001164	TR-(3) 12V 1A Automatic Battery Charger/Maintainer	Paid by Check #126128		12/12/2024	12/19/2024	12/19/2024		01/14/2025	56.97
Vendor 1447 - Elburn Napa DBA Elburn/Hampshire/North Aurora Napa Totals							Invoices	1	\$56.97
Vendor 1220 - Elgin Key & Lock Co Inc									
241875	TR-(3)Spare Keys For Neville Property	Paid by Check #126129		12/17/2024	12/19/2024	12/19/2024		01/14/2025	9.00
Vendor 1220 - Elgin Key & Lock Co Inc Totals							Invoices	1	\$9.00
Vendor 1680 - Menards Batavia									
38622	TR-Interior Paint, Heavy Duty Black Closer	Paid by EFT #383		11/04/2024	12/05/2024	12/05/2024		01/14/2025	51.95
39589A	TR-(6)Hinge Pin, (3) 25Lb Bag Oil Dry	Paid by EFT #383		11/21/2024	12/05/2024	12/05/2024		01/14/2025	69.91
39659	TR-17Pc Gold Drill Bit Set, 47Pc Screwdriver Set, Galv Nipple	Paid by EFT #383		11/22/2024	12/05/2024	12/05/2024		01/14/2025	28.36
40431	TR- (2)Copper Resistored Water Heater Element	Paid by EFT #383		12/05/2024	12/12/2024	12/12/2024		01/14/2025	18.97
40699	TR-Remote	Paid by EFT #383		12/10/2024	12/12/2024	12/12/2024		01/14/2025	25.08
Vendor 1680 - Menards Batavia Totals							Invoices	5	\$194.27
Vendor 1679 - Menards Carpentersville									
32702	TR-ElectricWallHeaterUnit,RainCap, (2)DoorSealant,BlockAdhesive	Paid by EFT #384		12/09/2024	12/12/2024	12/12/2024		01/14/2025	186.47
Vendor 1679 - Menards Carpentersville Totals							Invoices	1	\$186.47
Vendor 1678 - Menards Elgin									
92142	TR-BackCoupling,LongTurnPVC,PVCCement,PVCPipe,PurplePrimer	Paid by EFT #385		11/13/2024	12/05/2024	12/05/2024		01/14/2025	96.90
92580	TR-HID Light Bulb	Paid by EFT #385		11/19/2024	12/05/2024	12/05/2024		01/14/2025	24.99
92649	TR-Return Of HID Light Bulb, Org Inv#92580	Paid by EFT #385		11/20/2024	12/05/2024	12/05/2024		01/14/2025	(24.99)
93050	TR-Plywood Sheathing	Paid by EFT #385		11/26/2024	12/05/2024	12/05/2024		01/14/2025	29.99
94353	TR-Wrench	Paid by EFT #385		12/17/2024	12/19/2024	12/19/2024		01/14/2025	59.97
Vendor 1678 - Menards Elgin Totals							Invoices	5	\$186.86
Vendor 3441 - MIP V Onion Parent LLC DBA LRS Holdings, LLC									
XI1194	TR-Durant Roof	Paid by Check #126143		11/30/2024	12/12/2024	12/12/2024		01/14/2025	176.00
Vendor 3441 - MIP V Onion Parent LLC DBA LRS Holdings, LLC Totals							Invoices	1	\$176.00



Accounts Payable Invoice Report

G/L Date Range 12/01/24 - 12/31/24
 Report By Department - Vendor - Invoice
 Summary Listing

Invoice Number	Invoice Description	Status	Held Reason	Invoice Date	Due Date	G/L Date	Received Date	Payment Date	Invoice Net Amount
Vendor 1599 - Needham Shop, Inc.									
33985	TR-Labor For Shear Plate	Paid by Check #126144		10/24/2024	12/12/2024	12/12/2024		01/14/2025	23.00
		Vendor 1599 - Needham Shop, Inc. Totals					Invoices	1	<u>23.00</u>
Vendor 2136 - Priority Products, Inc.									
1009198001	TR-(8)Split Point Mechanics Length Drill Bit	Paid by Check #126149		09/26/2024	12/02/2024	12/02/2024		01/14/2025	24.15
1010133	TR-(24)BrakeCleaner, (200)HexHeadCapScrews, (100)FlatWashers	Paid by Check #126149		10/11/2024	12/02/2024	12/02/2024		01/14/2025	138.01
1010361	TR-(100)Butt Connector W/ Shrink, (2)Carriage Bolts	Paid by Check #126149		10/17/2024	12/02/2024	12/02/2024		01/14/2025	95.43
		Vendor 2136 - Priority Products, Inc. Totals					Invoices	3	<u>\$257.59</u>
Vendor 3400 - William M. Knierim DBA Luke Land Well & Pump									
3438	TR-Parts & Labor @ Kedeka Residence	Paid by Check #126158		11/20/2024	12/02/2024	12/02/2024		01/14/2025	975.00
		Vendor 3400 - William M. Knierim DBA Luke Land Well & Pump Totals					Invoices	1	<u>\$975.00</u>
		Sub-Department 21-24 Operations & Maintenance,Trades Totals					Invoices	25	<u>\$4,563.02</u>
		Department 21 - Operations & Maintenance Totals					Invoices	131	<u>\$71,179.74</u>

21 Operations & Maintenance

Department **31 - Natural Resources**

Sub-Department **31-31 Natural Resources,Restoration**

Vendor **1018 - Ace Hardware Aurora Batavia 15050**

2586392	NR-(3)Tablecloth	Paid by Check #126118		12/10/2024	12/19/2024	12/19/2024		01/14/2025	5.97
		Vendor 1018 - Ace Hardware Aurora Batavia 15050 Totals					Invoices	1	<u>\$5.97</u>

Vendor **3466 - Al Warren Oil Co. Inc.**

W1705417	NR-(359.8)Gal Gas Delivered To Brundige 11/27/24	Paid by EFT #362		12/03/2024	12/09/2024	12/09/2024		12/13/2024	857.77
		Vendor 3466 - Al Warren Oil Co. Inc. Totals					Invoices	1	<u>\$857.77</u>

Vendor **3572 - Cellular Tracking Technologies LLC**

B58E74340008	NR-Pay As You Go Sim Fee 8/1/24-9/1/24	Paid by EFT #376		11/25/2024	12/05/2024	12/05/2024		01/14/2025	5.00
B58E74340010	NR-Pay As You Go Sim Fee 10/1/24-11/1/24	Paid by EFT #376		11/25/2024	12/02/2024	12/02/2024		01/14/2025	5.00
B58E74340011	NR-Pay As You Go Sim Fee 11/1/24-12/1/24	Paid by EFT #376		12/03/2024	12/05/2024	12/05/2024		01/14/2025	5.00
		Vendor 3572 - Cellular Tracking Technologies LLC Totals					Invoices	3	<u>\$15.00</u>

Vendor **2027 - ComEd**

92343820001124	NR-NR Facility Svc 10/25/24-11/23/24	Paid by Check #126086		11/23/2024	12/03/2024	12/03/2024		12/05/2024	523.05
		Vendor 2027 - ComEd Totals					Invoices	1	<u>\$523.05</u>

Vendor **1180 - Culligan Tri City Soft Water Services, Inc**



Accounts Payable Invoice Report

G/L Date Range 12/01/24 - 12/31/24
 Report By Department - Vendor - Invoice
 Summary Listing

Invoice Number	Invoice Description	Status	Held Reason	Invoice Date	Due Date	G/L Date	Received Date	Payment Date	Invoice Net Amount
30924	NR-MillCreekHESulferClear&RntlRever seOsmosisSvc12/1/24-12/31/24	Paid by EFT #363		12/01/2024	12/09/2024	12/09/2024		12/13/2024	109.00
Vendor 1180 - Culligan Tri City Soft Water Services, Inc Totals						Invoices	1		\$109.00
Vendor 3047 - Douglas Middendorf									
111524	NR-Endorsement N-Tank Reimbursement	Paid by Check #126126		11/15/2024	12/05/2024	12/05/2024		01/14/2025	5.00
Vendor 3047 - Douglas Middendorf Totals						Invoices	1		\$5.00
Vendor 1447 - Elburn Napa DBA Elburn/Hampshire/North Aurora Napa									
999011	NR-Battery	Paid by Check #126128		11/25/2024	12/05/2024	12/05/2024		01/14/2025	156.42
999799	NR-Self Etching Primer, Spray Paint	Paid by Check #126128		12/03/2024	12/05/2024	12/05/2024		01/14/2025	27.98
999964	NR-(2)Premium Hydraulic Fluid	Paid by Check #126128		12/04/2024	12/05/2024	12/05/2024		01/14/2025	116.40
001518	NR-Molded Notch Joint	Paid by Check #126128		12/16/2024	12/19/2024	12/19/2024		01/14/2025	346.99
Vendor 1447 - Elburn Napa DBA Elburn/Hampshire/North Aurora Napa Totals						Invoices	4		\$647.79
Vendor 2134 - Integrated Lakes Management Inc. aka ILM									
INV26372	NR-Year3Stewardship@Oakhurst,PO# 2023-03,Res#2964,Proj#21006A	Paid by Check #126105		10/04/2024	12/13/2024	12/13/2024		12/19/2024	2,849.40
Vendor 2134 - Integrated Lakes Management Inc. aka ILM Totals						Invoices	1		\$2,849.40
Vendor 1327 - Jason Johnson									
120224	NR-CDL License Reimbursement	Paid by Check #126135		12/02/2024	12/05/2024	12/05/2024		01/14/2025	61.35
Vendor 1327 - Jason Johnson Totals						Invoices	1		\$61.35
Vendor 1345 - JP Morgan Chase Bank Mastercard									
81281124	All Departments-Credit Card Charges November 2024, Proj#100	Paid by EFT #371		11/26/2024	12/19/2024	12/19/2024		12/30/2024	16,185.97
Vendor 1345 - JP Morgan Chase Bank Mastercard Totals						Invoices	1		\$16,185.97
Vendor 1678 - Menards Elgin									
92994	NR-(3)Steel Perforated Square Tube 14 Gauge	Paid by EFT #385		11/25/2024	12/02/2024	12/02/2024		01/14/2025	68.79
Vendor 1678 - Menards Elgin Totals						Invoices	1		\$68.79
Vendor 1599 - Needham Shop, Inc.									
34015	NR-Labor For Shear Plates	Paid by Check #126144		10/25/2024	12/05/2024	12/05/2024		01/14/2025	39.10
Vendor 1599 - Needham Shop, Inc. Totals						Invoices	1		\$39.10
Vendor 1735 - PDRMA									
113024	NR-Risk Management Institute Litoborski 11/22/24	Paid by Check #126147		11/30/2024	12/19/2024	12/19/2024		01/14/2025	90.00
Vendor 1735 - PDRMA Totals						Invoices	1		\$90.00
Vendor 2483 - Prairie State Water Systems, Inc									
28396	NR-Labor & Equipment @ Burlington, Proj#21009C	Paid by Check #126148		11/18/2024	12/19/2024	12/19/2024		01/14/2025	16,240.00
Vendor 2483 - Prairie State Water Systems, Inc Totals						Invoices	1		\$16,240.00
Sub-Department 31-31 Natural Resources,Restoration Totals						Invoices	19		\$37,698.19



Accounts Payable Invoice Report

G/L Date Range 12/01/24 - 12/31/24
 Report By Department - Vendor - Invoice
 Summary Listing

Invoice Number	Invoice Description	Status	Held Reason	Invoice Date	Due Date	G/L Date	Received Date	Payment Date	Invoice Net Amount	
			Department 31 - Natural Resources Totals				Invoices	19	\$37,698.19	
31 Natural Resources										
Department 35 - Planning & Acquisition										
Sub-Department 35-35 Planning & Acquisition, Planning										
Vendor 3064 - Alfred Benesch & Company										
303341	PL-ProfSvcs11/4/24-11/30/24, PO#2023-34, Res#2656, Proj#30320D	Paid by Check #126102		12/04/2024	12/13/2024	12/13/2024		12/19/2024	331.01	
							Vendor 3064 - Alfred Benesch & Company Totals	Invoices	1	\$331.01
Vendor 3581 - Common Sense Turf Management, Inc.										
24374	PL-Consulting Fee November 2024, PO#17391	Paid by Check #126123		12/01/2024	12/05/2024	12/05/2024		01/14/2025	3,515.00	
							Vendor 3581 - Common Sense Turf Management, Inc. Totals	Invoices	1	\$3,515.00
Vendor 3343 - Davey Resource Group, Inc.										
9000062624	PL-ProfSvcsThrough7/27/24, PO#2023-06, Res#2960&3029, Proj#51002A	Paid by Check #126103		08/05/2024	12/13/2024	12/13/2024		12/19/2024	21,601.94	
							Vendor 3343 - Davey Resource Group, Inc. Totals	Invoices	1	\$21,601.94
Vendor 1884 - Genesis Nursery Inc										
24555	NR/PL-NativeSeeds, PO#2025-14, Res#3111, Proj#31016B, 31013C	Paid by Check #126110		12/05/2024	12/19/2024	12/19/2024		12/19/2024	45,286.50	
							Vendor 1884 - Genesis Nursery Inc Totals	Invoices	1	\$45,286.50
Vendor 1277 - Hey and Associates, Inc.										
23035919392	PL-ProfSvcs10/1/24-10/31/24, PO#2024-29, Res#3072, Proj#31013A	Paid by Check #126090		11/18/2024	12/05/2024	12/05/2024		12/09/2024	3,860.00	
							Vendor 1277 - Hey and Associates, Inc. Totals	Invoices	1	\$3,860.00
Vendor 3467 - Kane County Planners										
121324	PL-Kane County Planners 50th Holiday Party 12/13/24	Paid by Check #126100		12/13/2024	12/05/2024	12/05/2024		12/18/2024	50.00	
							Vendor 3467 - Kane County Planners Totals	Invoices	1	\$50.00
Vendor 3579 - Midwest Excavators LLC										
3	PL-ProfSvcs9/21/24-11/15/24, PO#2025-01, Res#3091, Proj#30902D	Paid by Check #126116		11/15/2024	12/20/2024	12/20/2024		12/20/2024	215,848.31	
							Vendor 3579 - Midwest Excavators LLC Totals	Invoices	1	\$215,848.31
Vendor 3181 - Rudy Phillip Dixon DBA Regional Land Services, LLC										
1769	PL-Topographic Survey @ Big Rock, PO#17382, Proj#31014B	Paid by Check #126152		07/18/2024	12/19/2024	12/19/2024		01/14/2025	9,480.00	
							Vendor 3181 - Rudy Phillip Dixon DBA Regional Land Services, LLC Totals	Invoices	1	\$9,480.00



Accounts Payable Invoice Report

G/L Date Range 12/01/24 - 12/31/24
 Report By Department - Vendor - Invoice
 Summary Listing

Invoice Number	Invoice Description	Status	Held Reason	Invoice Date	Due Date	G/L Date	Received Date	Payment Date	Invoice Net Amount
Vendor 3031 - Shooting Star Native Seed, Inc.									
63466	NR/PL-NativeSeeds,PO#2025-13,Res#3111,Proj#31016A,31013 B	Paid by Check #126114		12/06/2024	12/19/2024	12/19/2024		12/19/2024	39,677.21
		Vendor 3031 - Shooting Star Native Seed, Inc. Totals				Invoices	1		<u>\$39,677.21</u>
Vendor 3198 - V3 Companies, Ltd DBA V3 Wetland Restoration LLC									
11124399	PL-ProfSvc10/27/24-11/30/24,PO#2025-03,Res#3090,Proj#30321C	Paid by Check #126107		12/11/2024	12/13/2024	12/13/2024		12/19/2024	27,966.91
		Vendor 3198 - V3 Companies, Ltd DBA V3 Wetland Restoration LLC Totals				Invoices	1		<u>\$27,966.91</u>
		Sub-Department 35-35 Planning & Acquisition,Planning Totals				Invoices	10		<u>\$367,616.88</u>
		Department 35 - Planning & Acquisition Totals				Invoices	10		<u>\$367,616.88</u>
35 Planning & Acquisition									
Department 41 - Community Affrs & Edu									
Sub-Department 41-41 Community Affrs & Edu,Community Affairs									
Vendor 3552 - Alan Watts									
20240111	Comm Aff-FPDKCCentennialHistorySvc11/1/24-11/30/24	Paid by Check #126119		11/30/2024	12/05/2024	12/05/2024		01/14/2025	1,546.38
		Vendor 3552 - Alan Watts Totals				Invoices	1		<u>\$1,546.38</u>
Vendor 1919 - AT & T									
8476958033111224	Comm Aff-Brewster Creek Main Phone/ElevatorSvc11/28/24-12/27/24	Paid by Check #126093		11/28/2024	12/09/2024	12/09/2024		12/13/2024	156.69
		Vendor 1919 - AT & T Totals				Invoices	1		<u>\$156.69</u>
Vendor 2347 - Avid of Illinois, Inc. DBA AlphaGraphics									
123768	Comm Aff-(35)District,(15)FoundationAuditCovers,Proj#100	Paid by Check #126120		11/14/2024	12/05/2024	12/05/2024		01/14/2025	66.61
124036	Comm Aff-(250) 2025 Calendars	Paid by Check #126120		12/11/2024	12/19/2024	12/19/2024		01/14/2025	<u>1,887.81</u>
		Vendor 2347 - Avid of Illinois, Inc. DBA AlphaGraphics Totals				Invoices	2		<u>\$1,954.42</u>
Vendor 1180 - Culligan Tri City Soft Water Services, Inc									
30893	Comm Aff-Brewster Creek Medalist Softener Svc 12/1/24-12/31/24	Paid by EFT #368		12/01/2024	12/13/2024	12/13/2024		12/19/2024	31.50
		Vendor 1180 - Culligan Tri City Soft Water Services, Inc Totals				Invoices	1		<u>\$31.50</u>
Vendor 1725 - Hagg Press, Inc.									
121577	Comm Aff-(87,000) 2024 Referendum Brochure	Paid by Check #126133		10/09/2024	12/05/2024	12/05/2024		01/14/2025	10,882.00
		Vendor 1725 - Hagg Press, Inc. Totals				Invoices	1		<u>\$10,882.00</u>
Vendor 1019 - Havlicek Ace Hardware, LLC DBA Geneva Ace Hardware									



Accounts Payable Invoice Report

G/L Date Range 12/01/24 - 12/31/24
 Report By Department - Vendor - Invoice
 Summary Listing

Invoice Number	Invoice Description	Status	Held Reason	Invoice Date	Due Date	G/L Date	Received Date	Payment Date	Invoice Net Amount
1091051	Comm Aff-Tundra Cooler, Proj#100	Paid by EFT #379		09/04/2024	12/05/2024	12/05/2024			260.00
	Vendor 1019 - Havlicek Ace Hardware, LLC DBA Geneva Ace Hardware Totals						Invoices	1	\$260.00
Vendor 1976 - Hughes Media Corp DBA Northwest Quarterly Magazine									
55656	Comm Aff-Full Page Ad Winter 2025	Paid by EFT #380		12/06/2024	12/05/2024	12/05/2024		01/14/2025	1,380.75
	Vendor 1976 - Hughes Media Corp DBA Northwest Quarterly Magazine Totals						Invoices	1	\$1,380.75
Vendor 3490 - Lauren Brown DBA LVBrown Studio LLC									
2201	Comm Aff-Centennial Celebration Art	Paid by EFT #382		11/14/2024	12/05/2024	12/05/2024		01/14/2025	999.60
	Vendor 3490 - Lauren Brown DBA LVBrown Studio LLC Totals						Invoices	1	\$999.60
Vendor 2587 - Nicor Gas									
842174377001124	Comm Aff-Brewster Creek Lodge Svc 10/28/24-11/26/24	Paid by Check #126088		11/26/2024	12/03/2024	12/03/2024		12/05/2024	148.53
	Vendor 2587 - Nicor Gas Totals						Invoices	1	\$148.53
Vendor 3281 - Pure Imagination, Inc. DBA PUREi									
8871	Comm Aff-CMS Hosting & Maint 11/27/24-11/26/25	Paid by EFT #386		11/25/2024	12/02/2024	12/02/2024		01/14/2025	2,200.00
	Vendor 3281 - Pure Imagination, Inc. DBA PUREi Totals						Invoices	1	\$2,200.00
Sub-Department 41-42 Community Affrs & Edu,Nature Education									
Vendor 1919 - AT & T									
6305131702111224	Nat Ed-Creek Bend Elevator & Alarm System Svc 11/25/24- 12/24/24	Paid by Check #126093		11/25/2024	12/09/2024	12/09/2024		12/13/2024	158.13
	Vendor 1919 - AT & T Totals						Invoices	1	\$158.13
Vendor 2376 - DME Access, LLC dba DME Elevators & Lifts									
120224	Nat Ed-1 Year Term (2) Maint Visits @ Creek Bend	Paid by Check #126099		12/02/2024	12/05/2024	12/05/2024		12/16/2024	1,190.00
	Vendor 2376 - DME Access, LLC dba DME Elevators & Lifts Totals						Invoices	1	\$1,190.00
Vendor 3180 - Konica Minolta Business Solutions USA Inc.									
9010220503	Nat Ed/Police-Usage Coverage 11/1/24-11/30/24	Paid by Check #126137		11/30/2024	12/19/2024	12/19/2024		01/14/2025	55.55
	Vendor 3180 - Konica Minolta Business Solutions USA Inc. Totals						Invoices	1	\$55.55
Vendor 3519 - Lisa O'Brien									
100424	Nat Ed-Mileage Reimbursement 10/4/24-11/3/24	Paid by Check #126140		10/04/2024	12/02/2024	12/02/2024		01/14/2025	136.68
	Vendor 3519 - Lisa O'Brien Totals						Invoices	1	\$136.68
Vendor 1680 - Menards Batavia									
40214	Nat Ed-Senior Stroll Supplies	Paid by EFT #383		12/02/2024	12/05/2024	12/05/2024		01/14/2025	45.98
	Vendor 1680 - Menards Batavia Totals						Invoices	1	\$45.98
Vendor 2587 - Nicor Gas									
495311185261124	Nat Ed-Creek Bend Nature Center Svc 10/25/24-11/25/24	Paid by Check #126088		11/25/2024	12/03/2024	12/03/2024		12/05/2024	96.68



Accounts Payable Invoice Report

G/L Date Range 12/01/24 - 12/31/24
 Report By Department - Vendor - Invoice
 Summary Listing

Invoice Number	Invoice Description	Status	Held Reason	Invoice Date	Due Date	G/L Date	Received Date	Payment Date	Invoice Net Amount
Vendor 3554 - Opiquad, LLC DBA Fox Valley Internet			Vendor 2587 - Nicor Gas Totals			Invoices	1		\$96.68
154237	NOPs/CommAff/NatEd- BrwstrCrkLeRoyOksPaulWolfSvc1 /5/24-12/4/24	Paid by EFT #369		11/04/2024	12/13/2024	12/13/2024		12/19/2024	114.80
Vendor 3554 - Opiquad, LLC DBA Fox Valley Internet Totals						Invoices	1		\$114.80
Vendor 3472 - RockingD Holding DBA Vanguard Cleaning Systems Chicago			Vendor 3554 - Opiquad, LLC DBA Fox Valley Internet Totals			Invoices	1		\$114.80
86429	Nat Ed-Creek Bend Nature Center Cleaning Svc 12/1/24-12/31/24	Paid by EFT #387		12/01/2024	12/02/2024	12/02/2024		01/14/2025	700.00
Vendor 3472 - RockingD Holding DBA Vanguard Cleaning Systems Chicago Totals						Invoices	1		\$700.00
Sub-Department 41-42 Community Affrs & Edu, Nature Education Totals						Invoices	8		\$2,497.82
Department 41 - Community Affrs & Edu Totals						Invoices	19		\$22,057.69
41 Community Affrs & Edu									
Department 51 - Public Safety									
Sub-Department 51-51 Public Safety, Police									
Vendor 3530 - APC Stores Inc DBA Autowares DBA Bumper to Bumper			Vendor 3530 - APC Stores Inc DBA Autowares DBA Bumper to Bumper Totals			Invoices	1		\$92.82
478602561	Police-(12) 0W20, (6) Washer Solvent	Paid by EFT #374		11/25/2024	12/02/2024	12/02/2024		01/14/2025	92.82
Vendor 1919 - AT & T			Vendor 3530 - APC Stores Inc DBA Autowares DBA Bumper to Bumper Totals			Invoices	1		\$92.82
6302321492111224	HQ/Police- HQFax, PoliceCallBox, PoliceFaxSvc 11/19/24-12/18/24	Paid by Check #126084		11/19/2024	12/03/2024	12/03/2024		12/05/2024	203.26
Vendor 1919 - AT & T Totals						Invoices	1		\$203.26
Vendor 2806 - Commercial Tire Services, Inc.			Vendor 1919 - AT & T Totals			Invoices	1		\$203.26
9980007460	Police-(4) Goodyear Wrangler Tire Vehicle #230	Paid by EFT #377		12/10/2024	12/19/2024	12/19/2024		01/14/2025	610.00
Vendor 2806 - Commercial Tire Services, Inc. Totals						Invoices	1		\$610.00
Vendor 1447 - Elburn Napa DBA Elburn/Hampshire/North Aurora Napa			Vendor 2806 - Commercial Tire Services, Inc. Totals			Invoices	1		\$610.00
999660	Police-Battery & Core For Vehicle #224	Paid by Check #126128		12/02/2024	12/19/2024	12/19/2024		01/14/2025	165.78
999797	Police-Return Of Core, Org Inv#999660	Paid by Check #126128		12/03/2024	12/19/2024	12/19/2024		01/14/2025	(18.00)
Vendor 1447 - Elburn Napa DBA Elburn/Hampshire/North Aurora Napa Totals						Invoices	2		\$147.78
Vendor 2105 - Fuller's Car Wash of Geneva			Vendor 1447 - Elburn Napa DBA Elburn/Hampshire/North Aurora Napa Totals			Invoices	2		\$147.78
110224	Police-Car Washes Svc 11/2/24- 11/29/24	Paid by Check #126131		11/02/2024	12/19/2024	12/19/2024		01/14/2025	77.00
Vendor 2105 - Fuller's Car Wash of Geneva Totals						Invoices	1		\$77.00
Vendor 1019 - Havlicek Ace Hardware, LLC DBA Geneva Ace Hardware			Vendor 2105 - Fuller's Car Wash of Geneva Totals			Invoices	1		\$77.00
1105661	Police-Mice Bait, Key Set	Paid by EFT #379		12/10/2024	12/19/2024	12/19/2024		01/14/2025	16.18
Vendor 1019 - Havlicek Ace Hardware, LLC DBA Geneva Ace Hardware Totals						Invoices	1		\$16.18
Vendor 2607 - IPLEA			Vendor 1019 - Havlicek Ace Hardware, LLC DBA Geneva Ace Hardware Totals			Invoices	1		\$16.18



Accounts Payable Invoice Report

G/L Date Range 12/01/24 - 12/31/24
 Report By Department - Vendor - Invoice
 Summary Listing

Invoice Number	Invoice Description	Status	Held Reason	Invoice Date	Due Date	G/L Date	Received Date	Payment Date	Invoice Net Amount
091824	Police-Registration Fall 2024 Conference	Paid by Check #126106		09/18/2024	12/12/2024	12/12/2024		12/19/2024	150.00
				Vendor 2607 - IPLEA Totals		Invoices	1		\$150.00
Vendor 3180 - Konica Minolta Business Solutions USA Inc.									
9010225397	Nat Ed/Police-Contract Coverage 12/1/24-12/31/24	Paid by Check #126137		12/01/2024	12/19/2024	12/19/2024		01/14/2025	46.25
				Vendor 3180 - Konica Minolta Business Solutions USA Inc. Totals		Invoices	1		\$46.25
Vendor 1515 - Ray O'Herron Co., Inc.									
2378692	Police-(2)SS Base Shirt, Belt, (2)SGT Chevron, Patch, Velcro	Paid by Check #126151		11/22/2024	12/02/2024	12/02/2024		01/14/2025	153.35
2381064	Police-Long Sleeve Performance Shirt	Paid by Check #126151		12/05/2024	12/19/2024	12/19/2024		01/14/2025	56.99
2382382	Police-Long Sleeve Base Shirt,(2) Sergeant Star, (2) Name Embr	Paid by Check #126151		12/12/2024	12/19/2024	12/19/2024		01/14/2025	134.98
				Vendor 1515 - Ray O'Herron Co., Inc. Totals		Invoices	3		\$345.32
Vendor 3459 - The Eagle Uniform Company Inc. DBA Eagle Uniform									
139773	Police-CustomVestCarrier, (2)KnifeSlitPocket,FrontZipper	Paid by Check #126154		09/26/2024	12/19/2024	12/19/2024		01/14/2025	360.00
				Vendor 3459 - The Eagle Uniform Company Inc. DBA Eagle Uniform Totals		Invoices	1		\$360.00
Vendor 2959 - TransUnion Risk and Alternative Data Solutions									
8241771124	Police-TL Oxp Charges November 2024	Paid by Check #126155		12/01/2024	12/02/2024	12/02/2024		01/14/2025	75.00
				Vendor 2959 - TransUnion Risk and Alternative Data Solutions Totals		Invoices	1		\$75.00
Vendor 1636 - Verizon Wireless									
6101306415	All Departments-Cell Phone Svc 12/17/24-1/16/25	Paid by Check #126117		12/16/2024	12/27/2024	12/27/2024		12/30/2024	4,260.43
				Vendor 1636 - Verizon Wireless Totals		Invoices	1		\$4,260.43
				Sub-Department 51-51 Public Safety,Police Totals		Invoices	15		\$6,384.04
				Department 51 - Public Safety Totals		Invoices	15		\$6,384.04
51 Public Safety									
						Grand Totals	Invoices	224	\$535,188.57

Commissioner Per Diem

December 2024

Commissioner	Column1	Column2	Column3	Column4	Column5	Column6	Column7	Column8	Column9	Column10	Days	\$ Amount
<i>President</i> LENERT, Bill			Land Acq	12/19/2024	Plan & Util	Fin & Admin	12/17/2024	Full Comm	12/10/2024		3	
ALLAN, Deborah			Land Acq			Fin & Admin		Full Comm	12/10/2024		1	\$ 30
BATES, Mavis	Executive		Land Acq	12/19/2024	Plan & Util			Full Comm	12/10/2024		2	\$ 60
*BERMAN, Dale	Executive	12/5/2024				Fin & Admin	12/17/2024	Full Comm	12/10/2024		3	\$ 90
DAUGHERTY, Gary								Full Comm*	12/10/2024		1	\$ 30
GARCIA, Sonia								Full Comm	12/10/2024		1	\$ 30
GRIPE, Jonathan								Full Comm	12/10/2024		1	\$ 30
GUMZ, Michelle				12/19/2024	Plan & Util	Fin & Admin	12/17/2024	Full Comm*	12/10/2024		3	\$ 90
IQBAL, Mo								Full Comm	12/10/2024		1	\$ 30
JUBY, Leslie						Fin & Admin	12/17/2024	Full Comm	12/10/2024		2	\$ 60
KIOUS, Chris	Executive	12/5/2024		12/19/2024	Plan & Util			Full Comm	12/10/2024		3	\$ 90
LEWIS, Anita	Executive*	12/5/2024	Land Acq		Plan & Util			Full Comm	12/10/2024		2	\$ 60
LINDER, Mike			Land Acq	12/19/2024	Plan & Util			Full Comm	12/10/2024		2	\$ 60
MOLINA, Myrna	Executive	12/5/2024						Full Comm*	12/10/2024		2	\$ 60
PENESIS, Ted								Full Comm	12/10/2024		1	\$ 30
ROTH, Bill			Land Acq	12/19/2024				Full Comm	12/10/2024		2	\$ 60
SANCHEZ, Jarett	Executive		Land Acq	12/19/2024		Fin & Admin	12/17/2024	Full Comm	12/10/2024		3	\$ 90
STRATHMANN, Cheryl	Executive	12/5/2024	Land Acq		Plan & Util			Full Comm	12/10/2024		2	\$ 60
SURGES, Cliff								Full Comm	12/10/2024		1	\$ 30
TARVER, Bill								Full Comm	12/10/2024		1	\$ 30
TEPE, Vern	Executive				Plan & Util	Fin & Admin		Full Comm	12/10/2024		1	\$ 30
WILLIAMS, Rick			Land Acq	12/19/2024		Fin & Admin	12/17/2024	Full Comm	12/10/2024		3	\$ 90
YOUNG, David								Full Comm	12/10/2024		1	\$ 30
Remote=*											Total	\$ 1,170



Director of Finance, David Petschke

1/3/2025

Date

STATE OF ILLINOIS)

SS.

COUNTY OF KANE)

REPORT NO. TMP-24-3334

**LANDSCAPES GOLF MANAGEMENT (LGM) INITIAL BUDGET
PRESENTATION**

FPDKC
ROLLUP 6 MONTH BUDGET

	Jan Period 1	Feb Period 2	Mar Period 3	Apr Period 4	May Period 5	Jun Period 6	2025 Budget Total
COMBINED 6 MONTHS AND TOTALS							
2025 Total Rounds	-	-	2,025	4,725	10,125	11,475	28,350
2025 Golf Shop Revenue Total	-	500	60,148	140,308	296,491	335,645	833,092
2025 Range Revenue Total	-	-	1,152	3,402	6,474	7,242	18,271
2025 Cart Revenue Total	-	-	14,452	33,722	72,261	81,896	202,332
2025 F&B Revenue Total	-	-	15,991	35,948	77,486	94,677	224,102
2025 Membership/Mking Rev Total	-	-	-	18,986	18,986	18,986	56,957
2025 Total Revenue	-	500	91,742	232,366	471,699	538,446	1,334,754
2025 Merchandise Cost of Sales	-	-	2,458	5,736	12,291	13,929	34,414
2025 F&B Cost of Sales	-	-	5,118	11,511	24,745	30,118	71,492
2025 Total Cost of Sales	-	-	7,576	17,246	37,035	44,048	105,906
2025 Gross Profit	-	500	84,167	215,120	434,663	494,399	1,228,848
2025 Golf Expense	12,165	14,935	24,980	24,714	28,119	29,262	134,175
2025 Range Expense	-	-	3,200	200	3,450	200	7,050
2025 Cart Expense	-	-	22,368	27,641	30,245	29,609	109,864
2025 Maintenance Expense	41,630	46,643	57,696	92,196	153,393	162,449	554,007
2025 F&B Expense	8,615	10,711	25,235	26,047	35,255	34,596	140,457
2025 G&A Expense	63,163	62,788	63,601	62,513	69,645	83,682	405,392
2025 Total Operating Expense	125,573	135,077	197,079	233,311	320,107	339,798	1,350,944
2025 EBITDA	(125,573)	(134,577)	(112,912)	(18,191)	114,557	154,600	(122,096)
2025 Depreciation and Amortization	-	-	-	-	-	-	-
2025 Other Income / Expense	-	-	-	-	-	-	-
2025 Net Income	(125,573)	(134,577)	(112,912)	(18,191)	114,557	154,600	(122,096)
2025 Cash Flow from Operations	-	-	66,450	47,464	(18,986)	(18,986)	75,943
2025 Cash Flow from Investing	(30,000)	(40,000)	(20,000)	(40,000)	-	-	(130,000)
2025 Cash Flow from Financing	-	-	-	-	-	-	-
2025 Net Cash Flow	(155,573)	(174,577)	(66,462)	(10,727)	95,571	135,615	(176,153)

Settlers Hill Golf Club FY 2025 Budget Draft-121024

	Jan Period 1	Feb Period 2	Mar Period 3	Apr Period 4	May Period 5	Jun Period 6	2025 Budget Total
1-99-8000 Member Weekend Rounds	-	-	144	336	720	816	2,016
1-99-8001 Member Weekend Rounds	-	-	-	-	-	-	-
1-99-8005 18-Hole Weekday	-	-	144	336	720	816	2,016
1-99-8010 18-Hole Weekend	-	-	144	336	720	816	2,016
1-99-8015 Tournament Weekday	-	-	48	112	240	272	672
1-99-8035 9-Hole Weekday	-	-	67	157	336	381	941
1-99-8040 9-Hole Weekend	-	-	29	67	144	163	403
1-99-8045 Twilight Weekday	-	-	125	291	624	707	1,747
1-99-8050 Twilight Weekend	-	-	115	269	576	653	1,613
1-99-8060 Junior/Senior	-	-	96	224	480	544	1,344
1-99-8099 Complimentary Rounds	-	-	48	112	240	272	672
Rounds Total	-	-	960	2,240	4,800	5,440	13,440
1-10-8005 18-Hole Weekday	-	-	8,467	19,757	42,336	47,981	118,541
1-10-8010 18-Hole Weekend	-	-	9,706	22,646	48,528	54,998	135,878
1-10-8015 Tournament Weekday	-	-	1,920	4,480	9,600	10,880	26,880
1-10-8035 9-Hole Weekday	-	-	1,882	4,390	9,408	10,662	26,342
1-10-8040 9-Hole Weekend	-	-	893	2,083	4,464	5,059	12,499
1-10-8060 Junior/Senior	-	-	3,360	7,840	16,800	19,040	47,040
1-10-8105 Merchandise	-	-	1,680	3,920	8,400	9,520	23,520
1-10-8110 Handicap	-	-	200	500	600	200	1,500
1-10-8115 Club Repairs	-	-	-	250	250	250	750
1-10-8120 Rental	-	-	-	100	100	200	400
1-10-8150 Lessons	-	-	-	1,500	2,000	2,500	6,000
1-10-8165 Golf Shop Revenue Other	-	500	500	-	-	-	1,000
Golf Shop Revenue Total	-	500	28,607	67,467	142,486	161,291	400,351
1-20-8205 Range Balls	-	-	1,152	2,688	5,760	6,528	16,128
1-20-8210 Annual Range Pass	-	-	-	714	714	714	2,143

Settlers Hill Golf Club FY 2025 Budget Draft-121024

	Jan Period 1	Feb Period 2	Mar Period 3	Apr Period 4	May Period 5	Jun Period 6	2025 Budget Total
1-20-8215 Range Dues	-	-	-	-	-	-	-
Range Revenue Total	-	-	1,152	3,402	6,474	7,242	18,271
1-30-8305 18 Hole Cars	-	-	3,480	8,120	17,400	19,720	48,720
1-30-8310 Tournament Cars	-	-	696	1,624	3,480	3,944	9,744
1-30-8315 Senior Cars	-	-	696	1,624	3,480	3,944	9,744
1-30-8320 Twilight Cars	-	-	1,392	3,248	6,960	7,888	19,488
1-30-8321 9 Hole Carts	-	-	696	1,624	3,480	3,944	9,744
Cart Revenue Total	-	-	6,960	16,240	34,800	39,440	97,440
1-50-8505 Prepared Food	-	-	912	2,132	4,972	6,248	14,265
1-50-8510 Packaged Food	-	-	154	337	637	1,017	2,145
1-50-8520 Other Beverages	-	-	477	986	2,585	4,106	8,155
1-50-8525 Liquor	-	-	1,264	2,607	4,968	7,106	15,946
1-50-8535 Canned Beer	-	-	2,908	5,911	12,947	17,973	39,738
F&B Revenue Total	-	-	5,715	11,973	26,110	36,451	80,249
1-70-8075 Lifetime Member Income	-	-	-	-	-	-	-
1-70-8705 Member Dues	-	-	-	9,493	9,493	9,493	28,479
1-70-8706 Member Dues - Annual Pass	-	-	-	-	-	-	-
1-70-8710 Facility Fees	-	-	-	-	-	-	-
1-70-8715 Late Charge	-	-	-	-	-	-	-
1-70-8720 Initiation Fees	-	-	-	-	-	-	-
Membership/Mking Rev Total	-	-	-	9,493	9,493	9,493	28,479
Total Revenue	-	500	42,435	108,575	219,363	253,917	624,789

Settlers Hill Golf Club FY 2025 Budget Draft-121024

	Jan Period 1	Feb Period 2	Mar Period 3	Apr Period 4	May Period 5	Jun Period 6	2025 Budget Total
1-10-9001 COS - Merchandise	-	-	1,260	2,940	6,300	7,140	17,640
1-10-9070 COS - Rental Clubs	-	-	-	-	-	-	-
Merchandise Cost of Sales	-	-	1,260	2,940	6,300	7,140	17,640
1-50-9010 COS - Packaged Food	-	-	58	128	242	387	815
1-50-9020 COS - Other Beverages	-	-	215	444	1,163	1,848	3,670
1-50-9025 COS - Liquor	-	-	379	782	1,490	2,132	4,784
1-50-9035 COS - Canned Beer	-	-	872	1,773	3,884	5,392	11,922
F&B Cost of Sales	-	-	1,525	3,127	6,780	9,758	21,190
Total Cost of Sales	-	-	2,785	6,067	13,080	16,898	38,830
Gross Profit	-	500	39,650	102,508	206,283	237,019	585,959
1-10-9171 Club Repair Supplies	-	-	250	-	250	-	500
1-10-9190 Dues and Subscriptions	-	-	-	-	-	800	800
1-10-9200 Employee Relations	-	-	-	150	-	150	300
1-10-9300 Payroll	5,000	6,200	8,986	10,143	10,314	10,143	50,786
1-10-9305 Payroll Taxes	845	1,030	1,367	1,252	1,268	1,223	6,985
1-10-9360 Scorecards and Pencils	-	-	800	-	-	600	1,400
1-10-9380 Supplies	50	50	50	50	50	50	300
1-10-9422 Handicap Fees	-	-	200	500	600	200	1,500
1-10-9445 Uniforms and Laundry	-	-	500	-	500	500	1,500
Golf Expense	5,895	7,280	12,152	12,095	12,982	13,666	64,070
1-20-9215 Equipment Repairs and Maintenance	-	-	-	-	250	-	250
1-20-9345 Range Balls	-	-	3,000	-	3,000	-	6,000
1-20-9380 Supplies	-	-	200	200	200	200	800

Settlers Hill Golf Club FY 2025 Budget Draft-121024

	Jan Period 1	Feb Period 2	Mar Period 3	Apr Period 4	May Period 5	Jun Period 6	2025 Budget Total
Range Expense	-	-	3,200	200	3,450	200	7,050
1-30-9135 Building Repairs & Maintenance	-	-	-	-	-	-	-
1-30-9155 Cart Lease	-	-	5,580	5,580	5,580	5,580	22,320
1-30-9300 Payroll	-	-	4,473	6,729	6,953	6,729	24,883
1-30-9305 Payroll Taxes	-	-	756	1,137	1,175	1,119	4,187
Cart Expense	-	-	10,809	13,446	13,708	13,427	51,390
1-40-9135 Building Repairs & Maintenance	-	250	250	250	250	250	1,250
1-40-9170 Chemicals	-	-	-	2,500	7,500	6,000	16,000
1-40-9200 Employee Relations	-	-	50	50	50	50	200
1-40-9205 Equipment Leases	-	-	-	-	25,000	25,000	50,000
1-40-9215 Equipment Repairs and Maintenance	2,858	1,771	1,653	418	1,355	7,657	15,712
1-40-9220 Fertilizer	-	-	-	2,779	1,328	-	4,107
1-40-9225 Gas, Oil and Lube	-	4,818	1,884	1,333	3,757	5,538	17,331
1-40-9232 Ground Improvements	-	-	750	750	750	750	3,000
1-40-9255 Irrigation Repairs	-	-	-	1,000	1,000	1,000	3,000
1-40-9300 Payroll	14,227	13,617	18,656	25,338	25,919	25,338	123,095
1-40-9305 Payroll Taxes	2,404	2,290	3,079	3,799	3,298	2,968	17,840
1-40-9350 Sand, Soil and Gravel	-	-	500	1,250	1,250	1,250	4,250
1-40-9370 Seed and Sod	-	-	-	1,000	-	-	1,000
1-40-9375 Small Tools & Equipment	175	175	175	175	175	175	1,050
1-40-9380 Supplies	250	250	750	1,000	1,000	1,000	4,250
1-40-9405 Cell Phone	100	100	100	100	100	100	600
1-40-9425 Travel	900	50	50	50	50	50	1,150
1-40-9445 Uniforms and Laundry	-	-	-	500	-	-	500
Maintenance Expense	20,915	23,322	27,898	42,292	72,783	77,126	264,335

Settlers Hill Golf Club FY 2025 Budget Draft-121024

	Jan Period 1	Feb Period 2	Mar Period 3	Apr Period 4	May Period 5	Jun Period 6	2025 Budget Total
1-50-9135 Building Repairs & Maintenance	-	1,000	1,000	-	-	-	2,000
1-50-9178 Delivery Fees	-	-	20	20	40	73	153
1-50-9190 Dues and Subscriptions	1,000	-	-	-	-	-	1,000
1-50-9205 Equipment Leases	583	583	922	809	542	745	4,182
1-50-9215 Equipment Repairs and Maintenance	650	650	650	650	650	650	3,900
1-50-9222 Decorations/Flowers	-	-	500	500	-	-	1,000
1-50-9275 Licenses & Fees	-	525	-	-	-	-	525
1-50-9290 Miscellaneous	250	250	250	250	250	250	1,500
1-50-9300 Payroll - FOH	1,594	1,440	4,517	5,657	8,680	8,400	30,289
1-50-9305 Payroll Taxes	255	230	723	905	1,389	1,344	4,846
1-50-9380 Supplies	350	350	350	350	350	350	2,100
1-50-9382 Bar Supplies	-	-	200	152	13	79	444
1-50-9425 Travel	-	-	1,000	-	-	-	1,000
1-50-9445 Uniforms and Laundry	150	150	150	150	150	150	900
F&B Expense	4,832	5,178	10,282	9,443	12,064	12,040	53,839

1-60-9110 Advertising and Promotion	750	750	750	750	750	750	4,500
1-60-9112 Marketing	600	600	600	600	600	600	3,600
1-60-9125 Bank Charges	150	150	150	150	150	150	900
1-60-9135 Building Repairs & Maintenance	1,500	1,500	1,500	1,500	1,500	1,500	9,000
1-60-9185 Discount Charges (VISA)	100	100	931	2,462	4,309	5,233	13,135
1-60-9190 Dues and Subscriptions	60	60	560	560	560	560	2,360
1-60-9192 Education and Seminars	600	200	-	-	200	200	1,200
1-60-9200 Employee Relations	-	500	-	-	500	19	1,019
1-60-9215 Equipment Repairs and Maintenance	750	750	750	750	750	750	4,500
1-60-9235 Insurance - General	800	800	800	800	800	800	4,800
1-60-9240 Insurance - Health	3,000	3,000	3,000	3,000	3,000	3,000	18,000
1-60-9245 Insurance - Workers Comp	646	656	1,041	1,322	1,422	1,390	6,476
1-60-9260 Janitorial Services	893	654	336	336	336	336	2,892
1-60-9275 Licenses & Fees	700	700	700	700	700	700	4,200

Settlers Hill Golf Club FY 2025 Budget Draft-121024

	Jan Period 1	Feb Period 2	Mar Period 3	Apr Period 4	May Period 5	Jun Period 6	2025 Budget Total
1-60-9289 Managment Fees	5,250	5,250	5,250	5,250	5,250	5,250	31,500
1-60-9300 Payroll	5,000	5,000	5,000	5,000	5,000	5,000	30,000
1-60-9305 Payroll Taxes	845	827	693	383	383	383	3,513
1-60-9315 Pest Control	80	80	80	150	150	150	690
1-60-9320 Postage and Shipping	10	-	105	34	13	99	261
1-60-9325 Printing and Paper	50	50	50	50	50	50	300
1-60-9330 Technical Support	900	900	900	900	900	900	5,400
1-60-9340 Professional Fees Other	716	716	716	716	716	716	4,296
1-60-9341 Payroll Processing Fees	700	700	700	850	850	850	4,650
1-60-9365 Security	300	300	300	300	300	300	1,800
1-60-9380 Supplies	200	200	200	500	500	500	2,100
1-60-9400 Telephone - Basic Service	275	275	275	275	275	275	1,650
1-60-9405 Cell Phones	100	100	100	100	100	100	600
1-60-9410 Telephone - Long Distance	-	-	-	-	-	-	-
1-60-9425 Travel	1,000	1,000	-	-	-	-	2,000
1-60-9450 Utilities - Electric	2,000	2,000	1,500	1,500	2,000	4,500	13,500
1-60-9455 Utilities - Gas	1,500	2,000	2,000	1,000	750	500	7,750
1-60-9460 Utilities - Water	1,000	-	1,000	-	1,000	-	3,000
1-60-9470 Utilities - Cable TV	375	375	375	375	375	375	2,250
G&A Expense	31,575	30,918	31,087	31,038	34,913	36,661	196,192
Total Operating Expense	63,217	66,697	95,428	108,513	149,900	153,121	636,876
EBITDA	(63,217)	(66,197)	(55,778)	(6,005)	56,383	83,898	(50,917)
Net Income	(63,217)	(66,197)	(55,778)	(6,005)	56,383	83,898	(50,917)

Settlers Hill Golf Club FY 2025 Budget Draft-121024

	Jan Period 1	Feb Period 2	Mar Period 3	Apr Period 4	May Period 5	Jun Period 6	2025 Budget Total
Depreciation and Amortization	-	-	-	-	-	-	-
Membership Sales			33,225	33,225			66,450
Deferred Income				(9,493)	(9,493)	(9,493)	(66,450)
Property Taxes							-
Cash Flow from Operations	-	-	33,225	23,732	(9,493)	(9,493)	-
Capital Lease- Principal (Current Leases)	-	-	-	-	-	-	-
Capital Lease- Principal (New Leases)							-
Capital Expenditures	(15,000)	(15,000)	(20,000)	(40,000)	-	-	(90,000)
Cash Flow from Investing	(15,000)	(15,000)	(20,000)	(40,000)	-	-	(90,000)
Note Payable - Principal	-	-	-	-	-	-	-
Line of Credit - Draw / (Paydown)							-
Member Investment							-
Cash Flow from Financing	-	-	-	-	-	-	-
Net Cash Flow	(78,217)	(81,197)	(42,553)	(22,273)	46,890	74,405	(102,946)

Hughes Creek Golf Club FY 2025 Budget Draft 121024

	Jan Period 1	Feb Period 2	Mar Period 3	Apr Period 4	May Period 5	Jun Period 6	2025 Budget Total
2025 1-99-8000 Member Weekend Rounds	-	-	160	373	799	905	2,237
2025 1-99-8005 18-Hole Weekday	-	-	213	497	1,065	1,207	2,982
2025 1-99-8010 18-Hole Weekend	-	-	213	497	1,065	1,207	2,982
2025 1-99-8015 Tournament Weekday	-	-	107	249	533	604	1,491
2025 1-99-8035 9-Hole Weekday	-	-	75	174	373	422	1,044
2025 1-99-8040 9-Hole Weekend	-	-	32	75	160	181	447
2025 1-99-8045 Twilight Weekday	-	-	64	149	320	362	895
2025 1-99-8050 Twilight Weekend	-	-	64	149	320	362	895
2025 1-99-8060 Junior/Senior	-	-	107	249	533	604	1,491
2025 1-99-8099 Complimentary Rounds	-	-	32	75	160	181	447
2025 Rounds Total	-	-	1,065	2,485	5,325	6,035	14,910
2025 1-10-8005 18-Hole Weekday	-	-	10,017	23,373	50,086	56,764	140,240
2025 1-10-8010 18-Hole Weekend	-	-	10,017	23,373	50,086	56,764	140,240
2025 1-10-8015 Tournament Weekday	-	-	3,728	8,698	18,638	21,123	52,185
2025 1-10-8035 9-Hole Weekday	-	-	1,747	4,076	8,734	9,898	24,454
2025 1-10-8040 9-Hole Weekend	-	-	749	1,747	3,743	4,242	10,480
2025 1-10-8060 Junior/Senior	-	-	2,495	5,822	12,476	14,140	34,934
2025 1-10-8105 Merchandise	-	-	1,598	3,728	7,988	9,053	22,365
2025 1-10-8110 Handicap	-	-	825	825	825	825	3,300
2025 1-10-8115 Club Repairs	-	-	116	308	539	655	1,617
2025 1-10-8120 Rental	-	-	-	642	642	642	1,925
2025 1-10-8165 Golf Shop Revenue Other	-	-	250	250	250	250	1,000
2025 Golf Shop Revenue Total	-	-	31,540	72,841	154,005	174,354	432,741
2025 1-30-8305 18 Hole Cars	-	-	3,834	8,946	19,170	21,726	53,676
2025 1-30-8310 Tournament Cars	-	-	732	1,707	3,658	4,146	10,243
2025 1-30-8315 Senior Cars	-	-	732	1,707	3,658	4,146	10,243

Hughes Creek Golf Club FY 2025 Budget Draft 121024

	Jan Period 1	Feb Period 2	Mar Period 3	Apr Period 4	May Period 5	Jun Period 6	2025 Budget Total
2025 1-30-8320 Twilight Cars	-	-	1,463	3,414	7,317	8,292	20,486
2025 1-30-8321 9 Hole Carts	-	-	732	1,707	3,658	4,146	10,243
2025 Cart Revenue Total	-	-	7,492	17,482	37,461	42,456	104,892

2025 1-50-8505 Prepared Food	-	-	3,004	7,009	15,020	17,022	42,055
2025 1-50-8510 Packaged Food	-	-	208	486	1,041	1,180	2,915
2025 1-50-8515 Fountain Beverages	-	-	74	173	371	421	1,040
2025 1-50-8520 Other Beverages	-	-	669	1,560	3,344	3,789	9,362
2025 1-50-8525 Liquor	-	-	2,219	5,177	11,094	12,573	31,064
2025 1-50-8535 Canned Beer	-	-	3,896	9,091	19,480	22,078	54,545
2025 1-50-8540 Tap Beer	-	-	205	479	1,026	1,162	2,872
2025 F&B Revenue Total	-	-	10,275	23,975	51,376	58,226	143,853

2025 1-70-8705 Member Dues	-	-	-	9,493	9,493	9,493	28,479
2025 Membership/Mking Rev Total	-	-	-	9,493	9,493	9,493	28,479

2025 Total Revenue	-	-	49,308	123,792	252,336	284,529	709,965
---------------------------	---	---	---------------	----------------	----------------	----------------	----------------

2025 1-10-9001 COS - Merchandise	-	-	1,198	2,796	5,991	6,789	16,774
2025 Merchandise Cost of Sales	-	-	1,198	2,796	5,991	6,789	16,774

2025 1-50-9005 COS - Prepared Food	-	-	1,202	2,804	6,008	6,809	16,822
2025 1-50-9010 COS - Packaged Food	-	-	115	267	573	649	1,603
2025 1-50-9015 COS - Fountain Beverages	-	-	59	139	297	337	832
2025 1-50-9020 COS - Other Beverages	-	-	301	702	1,505	1,705	4,213
2025 1-50-9025 COS - Liquor	-	-	666	1,553	3,328	3,772	9,319

Hughes Creek Golf Club FY 2025 Budget Draft 121024

	Jan Period 1	Feb Period 2	Mar Period 3	Apr Period 4	May Period 5	Jun Period 6	2025 Budget Total
2025 1-50-9035 COS - Canned Beer	-	-	1,169	2,727	5,844	6,623	16,363
2025 1-50-9040 COS - Tap Beer	-	-	82	191	410	465	1,149
2025 F&B Cost of Sales	-	-	3,593	8,384	17,965	20,360	50,302

2025 Total Cost of Sales	-	-	4,791	11,179	23,955	27,150	67,075
---------------------------------	---	---	-------	--------	--------	--------	--------

2025 Gross Profit	-	-	44,517	112,612	228,380	257,380	642,889
--------------------------	---	---	--------	---------	---------	---------	---------

2025 1-10-9290 Miscellaneous	375	375	125	375	125	125	1,500
2025 1-10-9300 Payroll	5,000	6,200	8,986	10,143	12,307	12,071	54,707
2025 1-10-9305 Payroll Taxes	845	1,030	1,367	1,252	1,605	1,549	7,647
2025 1-10-9360 Scorecards and Pencils	-	-	1,000	-	-	1,000	2,000
2025 1-10-9380 Supplies	50	50	50	50	50	50	300
2025 1-10-9422 Handicap Fees	-	-	800	800	800	800	3,200
2025 1-10-9445 Uniforms and Laundry	-	-	500	-	250	-	750
2025 Golf Expense	6,270	7,655	12,827	12,620	15,137	15,596	70,104

2025 1-30-9155 Cart Lease	-	-	5,580	5,580	5,580	5,580	22,320
2025 1-30-9215 Equipment Repairs and Maintenance	-	-	250	250	250	250	1,000
2025 1-30-9300 Payroll	-	-	4,473	6,729	8,946	8,657	28,804
2025 1-30-9305 Payroll Taxes	-	-	756	1,137	1,512	1,445	4,850
2025 1-30-9380 Supplies	-	-	500	500	250	250	1,500
2025 Cart Expense	-	-	11,559	14,196	16,538	16,182	58,474

2025 1-40-9135 Building Repairs & Maintenance	-	250	250	250	250	250	1,250
2025 1-40-9170 Chemicals	-	-	-	2,500	7,500	6,000	16,000
2025 1-40-9200 Employee Relations	100	-	100	-	-	100	300
2025 1-40-9205 Equipment Leases	-	-	-	-	25,000	25,000	50,000

Hughes Creek Golf Club FY 2025 Budget Draft 121024

	Jan Period 1	Feb Period 2	Mar Period 3	Apr Period 4	May Period 5	Jun Period 6	2025 Budget Total
2025 1-40-9215 Equipment Repairs and Maintenance	2,858	1,771	1,653	418	1,355	7,657	15,712
2025 1-40-9220 Fertilizer	-	-	-	2,779	1,328	-	4,107
2025 1-40-9225 Gas, Oil and Lube	-	4,818	1,884	1,333	3,757	5,538	17,331
2025 1-40-9232 Ground Improvements	-	-	750	1,500	1,500	1,500	5,250
2025 1-40-9255 Irrigation Repairs	-	-	1,000	2,000	1,000	1,000	5,000
2025 1-40-9300 Payroll	14,227	13,617	18,656	30,824	31,587	30,824	139,735
2025 1-40-9305 Payroll Taxes	2,404	2,290	3,079	4,726	4,256	3,879	20,636
2025 1-40-9350 Sand, Soil and Gravel	-	-	500	1,250	1,250	1,250	4,250
2025 1-40-9370 Seed and Sod	-	-	-	1,000	-	1,000	2,000
2025 1-40-9375 Small Tools & Equipment	175	175	175	175	175	175	1,050
2025 1-40-9380 Supplies	250	250	1,000	1,000	1,000	1,000	4,500
2025 1-40-9405 Cell Phone	100	100	100	100	100	100	600
2025 1-40-9425 Travel	600	50	50	50	50	50	850
2025 1-40-9445 Uniforms and Laundry	-	-	600	-	500	-	1,100
2025 Maintenance Expense	20,715	23,322	29,798	49,905	80,610	85,323	289,672
2025 1-50-9135 Building Repairs & Maintenance	-	750	750	-	-	-	1,500
2025 1-50-9178 Delivery Fees	-	-	20	20	40	73	153
2025 1-50-9190 Dues and Subscriptions	450	250	-	-	250	-	950
2025 1-50-9205 Equipment Leases	583	583	922	809	542	745	4,182
2025 1-50-9215 Equipment Repairs and Maintenance	650	650	650	650	650	650	3,900
2025 1-50-9275 Licenses & Fees	1,500	2,500	500	525	-	-	5,025
2025 1-50-9300 Payroll - FOH	-	-	4,517	5,657	11,869	11,486	33,529
2025 1-50-9301 Payroll - Kitchen	-	-	4,871	7,286	7,529	7,286	26,971
2025 1-50-9305 Payroll Taxes	-	-	723	905	1,899	1,838	5,365
2025 1-50-9380 Supplies	450	650	650	450	250	250	2,700
2025 1-50-9382 Bar Supplies	-	-	200	152	13	79	444
2025 1-50-9425 Travel	-	-	1,000	-	-	-	1,000
2025 1-50-9445 Uniforms and Laundry	150	150	150	150	150	150	900
2025 F&B Expense	3,783	5,533	14,953	16,604	23,191	22,555	86,618

Hughes Creek Golf Club FY 2025 Budget Draft 121024

Jan Period 1	Feb Period 2	Mar Period 3	Apr Period 4	May Period 5	Jun Period 6	2025 Budget Total
--------------------	--------------------	--------------------	--------------------	--------------------	--------------------	-------------------------

2025 1-60-9110 Advertising and Promotion	750	750	750	750	750	750	4,500
2025 1-60-9112 Marketing	600	600	600	600	600	600	3,600
2025 1-60-9125 Bank Charges	150	150	150	150	150	150	900
2025 1-60-9135 Building Repairs & Maintenance	1,000	2,000	2,000	2,000	1,000	1,000	9,000
2025 1-60-9185 Discount Charges (VISA)	1,500	1,500	1,139	3,037	5,315	5,454	17,945
2025 1-60-9190 Dues and Subscriptions	60	60	560	560	560	560	2,360
2025 1-60-9192 Education and Seminars	600	200	-	-	200	200	1,200
2025 1-60-9200 Employee Relations	-	500	-	-	500	19	1,019
2025 1-60-9215 Equipment Repairs and Maintenance	750	750	750	750	750	750	4,500
2025 1-60-9235 Insurance - General	800	800	800	800	800	800	4,800
2025 1-60-9240 Insurance - Health	3,000	3,000	3,000	3,000	3,000	3,000	18,000
2025 1-60-9245 Insurance - Workers Comp	1,500	1,500	1,500	1,500	1,500	1,500	9,000
2025 1-60-9260 Janitorial Services	893	654	336	336	336	336	2,892
2025 1-60-9275 Licenses & Fees	700	700	700	700	700	700	4,200
2025 1-60-9288 Management Fees - Contingent	-	-	-	-	-	5,500	5,500
2025 1-60-9289 Managment Fees	5,250	5,250	5,250	5,250	5,250	5,250	31,500
2025 1-60-9300 Payroll	5,000	5,000	5,000	5,000	5,000	10,000	35,000
2025 1-60-9305 Payroll Taxes	845	827	693	383	383	1,228	4,358
2025 1-60-9315 Pest Control	80	80	80	150	150	150	690
2025 1-60-9320 Postage and Shipping	10	-	105	34	13	99	261
2025 1-60-9325 Printing and Paper	100	50	100	50	100	50	450
2025 1-60-9330 Technical Support	900	900	900	900	900	900	5,400
2025 1-60-9341 Payroll Processing Fees	700	700	700	850	850	850	4,650
2025 1-60-9365 Security	150	150	150	150	150	150	900
2025 1-60-9380 Supplies	500	500	500	500	500	500	3,000
2025 1-60-9400 Telephone - Basic Service	275	275	275	275	275	275	1,650
2025 1-60-9405 Cell Phones	100	100	100	100	100	100	600
2025 1-60-9420 Trash Removal	500	500	500	725	725	725	3,675
2025 1-60-9425 Travel	1,000	1,000	1,000	50	50	50	3,150

Hughes Creek Golf Club FY 2025 Budget Draft 121024

	Jan Period 1	Feb Period 2	Mar Period 3	Apr Period 4	May Period 5	Jun Period 6	2025 Budget Total
2025 1-60-9445 Uniforms Purchases	-	-	500	-	-	-	500
2025 1-60-9450 Utilities - Electric	1,000	1,000	1,000	1,500	2,000	4,500	11,000
2025 1-60-9455 Utilities - Gas	1,500	2,000	2,000	1,000	750	500	7,750
2025 1-60-9460 Utilities - Water	1,000	-	1,000	-	1,000	-	3,000
2025 1-60-9470 Utilities - Cable TV	375	375	375	375	375	375	2,250
2025 G&A Expense	31,588	31,871	32,513	31,475	34,731	47,021	209,200
2025 Total Operating Expense	62,356	68,379	101,651	124,798	170,206	186,677	714,068
2025 EBITDA	(62,356)	(68,379)	(57,134)	(12,186)	58,174	70,703	(71,179)
2025 Net Income	(62,356)	(68,379)	(57,134)	(12,186)	58,174	70,703	(71,179)
Depreciation and Amortization	-	-	-	-	-	-	-
Membership Sales			33,225	33,225			66,450
Deferred Income				(9,493)	(9,493)	(9,493)	(28,479)
Property Taxes							-
2025 Cash Flow from Operations	-	-	33,225	23,732	(9,493)	(9,493)	37,971
Capital Lease- Prinicipal (Current Leases)	-	-	-	-	-	-	-
Capital Lease- Prinicipal (New Leases)							-
Capital Expenditures	(15,000)	(25,000)	-	-	-	-	(40,000)
2025 Cash Flow from Investing	(15,000)	(25,000)	-	-	-	-	(40,000)
2025 Net Cash Flow	(77,356)	(93,379)	(23,909)	11,546	48,681	61,210	(73,207)

STATE OF ILLINOIS)
)
) SS.
)
) COUNTY OF KANE)

FP RESOLUTION NO. TMP-24-3269

RESOLUTION AUTHORIZING THE PURCHASE OF ONE (1) FORD F-250 UTILITY TRUCK AND TWO (2) FORD F-450 DUMP TRUCKS FOR USE BY THE OPERATIONS DEPARTMENT THROUGH THE STATE OF ILLINOIS BID CONTRACT PROGRAM

WHEREAS, it is deemed necessary and desirable for the Commissioners of the Forest Preserve District of Kane County to authorize a purchase through a State of Illinois contract to replace one utility truck and two dump trucks; and

WHEREAS, it has been determined by the Commissioners of the Forest Preserve District of Kane County that the Operations Department needs to replace one $\frac{3}{4}$ ton 4x4 truck with utility boxes to be used by the Trades Division and two $1\frac{1}{4}$ ton 4x4 dump trucks with snowplows and salt spreaders to be utilized, one by the North Division and one by the South Division.

NOW, THEREFORE, BE IT RESOLVED that the Forest Preserve District of Kane County, Kane County, Illinois, approve the purchase of one (1) Ford F-250 4x4 truck with utility boxes and two (2) Ford F-450 4x4 dump trucks with snowplows and salt spreaders through the State of Illinois Bid Contract Program from Morrow Brothers Ford, Greenfield, Illinois at the bid price of \$318,742 be, and hereby is accepted and approved.

APPROVED AND PASSED on this 14th day of January, 2025.

Bill Lenert
President, Kane Forest Preserve
Kane County, Illinois

Myrna Molina
Secretary, Kane Forest Preserve
Kane County, Illinois



AGENDA MEMORANDUM

DATE: December 17, 2024

TO: Forest Preserve District Finance & Administration Committee

FROM: Jeremy Jensen, Director of Operations
Benjamin Haberthur, Executive Director

SUBJECT: Presentation and Approval for the Purchase of One (1) Ford F-250 Replacement Utility Truck and Two (2) Ford F-450 Replacement Dump Trucks for the Operations Department

PURPOSE:

The purpose of this memorandum is to provide the Committee with information to consider the approval and purchase of three replacement vehicles for the Operations Department.

BACKGROUND:

Funding was approved in fiscal year 2025 for the replacement of trucks #104, #326, and #428. Truck #104 is a 2010 Ford F-350 with utility boxes and currently the primary vehicle for shared use by the Sign Specialist and the Fleet Mechanic within the Trades Division. This truck will be replaced with a gasoline powered Ford F-250 4x4 with utility boxes, retaining the vehicle's on-board tool and material storage ability on a slightly smaller chassis at a cost of \$72,104. Trucks #326 of North Operations and #428 of South Operations are both 2014 Ford F-450's and heavily relied upon for snow removal operations throughout the District, as well as performing larger equipment towing and material hauling requirements throughout the year. Both of these trucks are being replaced with diesel powered Ford F-450 4x4 dump trucks with snowplows and upgraded stainless-steel dump bodies and salt spreaders. The District began transitioning to the stainless-steel options in 2016. /this option has a higher initial cost, however those costs have been recovered in the reduced corrosion incurred and has resulted in lower maintenance and repair costs, most notably the need for sandblasting and painting the dump bodies throughout the life cycle of the vehicle. The purchase cost for one (1) outfitted dump truck is \$123,319, for a combined \$246,638 for both dump truck replacements as presented.

All three (3) vehicles are being requested to be purchased through the State of Illinois procurement contract with Morrow Brothers Ford Inc, Greenfield, Illinois for a total cost of \$318,742.

FINANCIAL IMPACT:

Funds totaling \$75,000 were budgeted in account 01-21-24-7010, Trades Automotive Equipment for the replacement of Truck #104, funds totaling \$132,000 were budgeted in account 01-21-22-7010, North Operations Automotive Equipment for the replacement of Truck #326, and funds totaling \$132,000 were budgeted in account 01-21-23-7010, South Operations Automotive Equipment for the replacement of Truck #428 in the 2025 fiscal year. Sufficient funds are currently available within the respective accounts to cover the total cost of \$318,742 for the three trucks.

RECOMMENDATION:

Staff is recommending to the Committee the approval for the purchase of one (1) Ford F-250 4x4 with utility boxes and two (2) Ford F-450 4x4 dump trucks with snowplows and salt spreaders from Morrow Brothers Ford Inc, Greenfield, Illinois, as presented for a total cost of \$318,742.

ATTACHMENTS:

Quotation F-250

Quotation F-450

WWW.MORROWBROTHERSFORDINC.COM

1242 Main Street • Greenfield, IL • 62044

Phone (217) 368-3037 • Fax (217) 368-3517 • Toll Free 1-877-368-3038



STATE OF ILLINOIS
FORD F250/350 SUPER DUTY PICKUP
GOVERNMENT PRICING

ORDERING AGENCY: _____

CONTACT PERSON: _____ CELL: _____

FORD FLEET # _____ PURCHASE ORDER # _____

QUANTITY: 1 COST EACH: \$ 72,104

ADDRESS: _____

CITY: _____ ZIP CODE: _____ TAX EXEMPT # E999 - - - - -

PHONE: _____ FAX: _____ EMAIL: _____

TOTAL ORDER COST: \$ 72,104

SIGNATURE _____ TITLE _____

Acceptance of an order by Ford Motor Company does not constitute a commitment to build or a guaranteed delivery date.

Morrow Brothers Ford Inc.
1242 Main Street
Greenfield, IL 62044

Phone # 1-217-368-3037
Fax # 1-217-368-3517
Email: richie@morrowbrothersfordinc.com

PLEASE SUBMIT THIS SIGNED FORM WITH ORDER

PAYMENT DUE UPON DELIVERY

Acceptance of an order by Ford Motor Company does not constitute a commitment to build or a guaranteed delivery date.

2024 Ford Super Duty Truck Standard Equipment

Engine 6.8L V8 Gasoline
 4-Wheel Disc Anti-Lock Brake System (ABS)
 Transmission TorqShift 10-Speed Automatic
 Air conditioning
 Power Windows/Locks/Mirrors
 Remote keyless Entry
 Cruise Control w/Tilt, Telescoping Wheel
 SYNC 4 Bluetooth Communications
 Rear View Back-Up Camera
 Trailer Tow Mirrors with Power/Heated
 Glass Tow Package w/Receiver Hitch &
 Wiring Trailer Brake Controller
 Tailgate – Removable w/key lock

Tow hooks – (2) front
 (5) LT245/75Rx17E AS Tires w/Jack
 Intermittent Windshield Wipers
 Black Vinyl Floor Covering
 Outside Temperature Display
 Overhead Console w/Storage and Map Lights
 PowerPoint – Auxiliary (2) in Dash
 Vinyl 40/20/40 Seat w/Armrest, Cup Holder, Storage
 Front & Side Airbags
 SecuriLock® Passive Anti-Theft System
 Auto Lamp (Auto On/Off Headlamps)
 Audio – AM/FM Stereo/MP3 Player
 In Bed Cargo Tie-Down Hooks (4)

Exterior Colors and Seating Options

- UM Agate Black Metallic
- M7 Carbonized Gray Metallic
- PQ Race Red
- Z1 Oxford White
- HX Antimatter Blue Metallic
- JS Ingot Silver Metallic
- LJ Darkened Bronze Metallic

- AS Vinyl 40/20/40 Standard \$0.00
- 1S Cloth 40/20/40 Seating, Reg. or Ext. Cab \$100.00
- 1S Cloth 40/20/40 Seating, Crew Cab \$300.00
- LS Vinyl Bucket Seats for all Cabs \$425.00
- 4S Cloth Bucket Seat(s) Reg. or Ext. Cab \$515.00
- 4S Cloth Bucket Seats Crew Cab \$615.00
- VSO Paint: Green, Orange, Yellow, etc. \$860.00

F250 / F350 Pickup Configurations and Options

- F250 Regular Cab 4x2 8' Bed \$43,415.00
- 99N/44G 7.3L V8 Gasoline Engine \$1,685.00
- Extended Cab 6' 6" Bed \$5,656.00
- Crew Cab 6' 6" Bed 4 Full Doors \$4,160.00
- 4x4 Four Wheel Drive \$4,243.00
- TBM 17" All-Terrain Tires \$160.00
- 47B Plow Prep Dual Batteries, HD Alternator \$720.00
- 18B Platform Running Boards \$420.00
- GSB Grip Strut Running Boards \$510.00
- 41H Engine Block Heater \$100.00
- 17Z Off-Road Pkg LT285 Tires, S. Plate, E-Lock \$990.00
- 96V Fog Lights, Chrome Bumpers \$225.00
- 85S Spray in Bed Liner \$610.00
- 43K 2kW On Board Pro Power \$1,370.00
- 66L In Bed LED Lighting \$70.00
- 76S Remote Start System \$380.00
- 61N Wheel Well Liners \$320.00
- FEM Fire Extinguisher w/Mount \$170.00
- KWR Extra Key w/Remote \$190.00
- DL1 Delivery Per Single Unit \$295.00
- APO Agency Pick Up NO Fuel \$0.00

- F350 Regular Cab 4x2 8' Bed \$44,785.00
- 99T/44G 6.7L V8 Turbo Diesel Engine \$9,870.00
- Extended Cab 8' Bed \$5,956.00
- Crew Cab 8' Bed 4 Full Doors \$4,460.00
- E-Locking Rear Axle \$390.00
- TDX 18" All-Terrain Tires (F350 only) \$710.00
- 66S Up-Fitter Switches (6) \$160.00
- 85G Tailgate Step \$375.00
- 87S Retractable Bed Side Step \$780.00
- 52S Interior Work Surface 40/20/40 Only \$140.00
- 592 Roof Clearance Lights \$90.00
- 43B Rear Defrost, Dark Glass, Power Slide \$490.00
- 85L Drop in Plastic Bed Liner \$390.00
- 43C 120V/400W In Dash Outlet \$175.00
- 53W Gooseneck Hitch Prep Pkg. \$580.00
- WTX WeatherTech Floor Liners \$220.00
- 61S Body Molded Splash Guards (4) \$290.00
- 76C Back-Up Alarm \$135.00
- CDS CD ROM Service Manual \$375.00
- MLT New M License/Title REQUIRED ILSOS \$225.00
- APF Agency Pick Up Full of Fuel \$210.00

Snow Plows and Spreaders

Plows include: Quick attach, E-hydraulic, Power angle, raise, lower, high carbon edge, halogen lights

<input type="checkbox"/>	Western 8' Pro PLUS Plow	\$8,485.00	<input type="checkbox"/>	Upgrade to LED Plow Lights	\$490.00
<input type="checkbox"/>	Western 8' 6" V-Plow	\$9,885.00	<input type="checkbox"/>	Rubber Snow Deflector	\$240.00
<input type="checkbox"/>	Western Wide-Out 8'-10' Plow	\$10,885.00	<input type="checkbox"/>	SaltDogg Tailgate Spreader	\$2,975.00

LED Warning Lights, Cab Guard, Ladder Rack, Liftgate, Caps, Toppers

<input checked="" type="checkbox"/>	Whelen 16" Century Minibar	\$890.00	<input checked="" type="checkbox"/>	Whelen 4 Corner LED Warning	\$890.00
<input type="checkbox"/>	Whelen RST Traffic Director	\$1,290.00	<input type="checkbox"/>	Whelen 54" Liberty II Lightbar	\$2,770.00
<input type="checkbox"/>	Cab Guard / Headache Rack	\$990.00	<input type="checkbox"/>	Ladder Rack 700# capacity	\$1,770.00
<input type="checkbox"/>	1,500# Alum. Platform Liftgate	\$4,980.00	<input type="checkbox"/>	1,500# Steel Platform Liftgate	\$4,780.00
<input type="checkbox"/>	Fiberglass Bed Cover	\$2,890.00	<input type="checkbox"/>	Cab High Fiberglass Topper	\$3,890.00
<input type="checkbox"/>	Locking Aluminum Tool Box	\$980.00	<input type="checkbox"/>	Tri-Fold Bed Cover	\$1,910.00

Service Body and Options

<input checked="" type="checkbox"/>	6 Compartment 8' Service Body, White	\$10,890.00	<input type="checkbox"/>	Flip-Tops for Service Body	\$1,190.00
<input type="checkbox"/>	Master Locking System	\$770.00	<input type="checkbox"/>	CTech Drawers starting at	\$1,180.00
<input type="checkbox"/>	Adjustable Hook Set (Pair)	\$140.00	<input type="checkbox"/>	LED Compartment Lighting	\$980.00
<input type="checkbox"/>	In Bed Cargo Area LED Work Light	\$370.00	<input checked="" type="checkbox"/>	Spray Liner Floor, Walls, Gate and Bumper	\$990.00
<input type="checkbox"/>	Paint other than white	TBD	<input checked="" type="checkbox"/>	E-Track w/2 Ratchet Straps	\$590.00

Requests / Notes:

Trade In Vehicle Information

VIN: _____ Miles: _____ Color: _____

Condition: _____

Email pictures to: richie@morrowbrothersfordinc.com

1881 - 1882

Year	Month	Day	Event	Remarks
1881	Jan	1	...	
1881	Jan	2	...	
1881	Jan	3	...	
1881	Jan	4	...	
1881	Jan	5	...	
1881	Jan	6	...	
1881	Jan	7	...	
1881	Jan	8	...	
1881	Jan	9	...	
1881	Jan	10	...	
1881	Jan	11	...	
1881	Jan	12	...	
1881	Jan	13	...	
1881	Jan	14	...	
1881	Jan	15	...	
1881	Jan	16	...	
1881	Jan	17	...	
1881	Jan	18	...	
1881	Jan	19	...	
1881	Jan	20	...	
1881	Jan	21	...	
1881	Jan	22	...	
1881	Jan	23	...	
1881	Jan	24	...	
1881	Jan	25	...	
1881	Jan	26	...	
1881	Jan	27	...	
1881	Jan	28	...	
1881	Jan	29	...	
1881	Jan	30	...	
1881	Jan	31	...	
1881	Feb	1	...	
1881	Feb	2	...	
1881	Feb	3	...	
1881	Feb	4	...	
1881	Feb	5	...	
1881	Feb	6	...	
1881	Feb	7	...	
1881	Feb	8	...	
1881	Feb	9	...	
1881	Feb	10	...	
1881	Feb	11	...	
1881	Feb	12	...	
1881	Feb	13	...	
1881	Feb	14	...	
1881	Feb	15	...	
1881	Feb	16	...	
1881	Feb	17	...	
1881	Feb	18	...	
1881	Feb	19	...	
1881	Feb	20	...	
1881	Feb	21	...	
1881	Feb	22	...	
1881	Feb	23	...	
1881	Feb	24	...	
1881	Feb	25	...	
1881	Feb	26	...	
1881	Feb	27	...	
1881	Feb	28	...	
1881	Feb	29	...	
1881	Feb	30	...	
1881	Feb	31	...	
1881	Mar	1	...	
1881	Mar	2	...	
1881	Mar	3	...	
1881	Mar	4	...	
1881	Mar	5	...	
1881	Mar	6	...	
1881	Mar	7	...	
1881	Mar	8	...	
1881	Mar	9	...	
1881	Mar	10	...	
1881	Mar	11	...	
1881	Mar	12	...	
1881	Mar	13	...	
1881	Mar	14	...	
1881	Mar	15	...	
1881	Mar	16	...	
1881	Mar	17	...	
1881	Mar	18	...	
1881	Mar	19	...	
1881	Mar	20	...	
1881	Mar	21	...	
1881	Mar	22	...	
1881	Mar	23	...	
1881	Mar	24	...	
1881	Mar	25	...	
1881	Mar	26	...	
1881	Mar	27	...	
1881	Mar	28	...	
1881	Mar	29	...	
1881	Mar	30	...	
1881	Mar	31	...	
1881	Apr	1	...	
1881	Apr	2	...	
1881	Apr	3	...	
1881	Apr	4	...	
1881	Apr	5	...	
1881	Apr	6	...	
1881	Apr	7	...	
1881	Apr	8	...	
1881	Apr	9	...	
1881	Apr	10	...	
1881	Apr	11	...	
1881	Apr	12	...	
1881	Apr	13	...	
1881	Apr	14	...	
1881	Apr	15	...	
1881	Apr	16	...	
1881	Apr	17	...	
1881	Apr	18	...	
1881	Apr	19	...	
1881	Apr	20	...	
1881	Apr	21	...	
1881	Apr	22	...	
1881	Apr	23	...	
1881	Apr	24	...	
1881	Apr	25	...	
1881	Apr	26	...	
1881	Apr	27	...	
1881	Apr	28	...	
1881	Apr	29	...	
1881	Apr	30	...	
1881	Apr	31	...	
1881	May	1	...	
1881	May	2	...	
1881	May	3	...	
1881	May	4	...	
1881	May	5	...	
1881	May	6	...	
1881	May	7	...	
1881	May	8	...	
1881	May	9	...	
1881	May	10	...	
1881	May	11	...	
1881	May	12	...	
1881	May	13	...	
1881	May	14	...	
1881	May	15	...	
1881	May	16	...	
1881	May	17	...	
1881	May	18	...	
1881	May	19	...	
1881	May	20	...	
1881	May	21	...	
1881	May	22	...	
1881	May	23	...	
1881	May	24	...	
1881	May	25	...	
1881	May	26	...	
1881	May	27	...	
1881	May	28	...	
1881	May	29	...	
1881	May	30	...	
1881	May	31	...	
1881	Jun	1	...	
1881	Jun	2	...	
1881	Jun	3	...	
1881	Jun	4	...	
1881	Jun	5	...	
1881	Jun	6	...	
1881	Jun	7	...	
1881	Jun	8	...	
1881	Jun	9	...	
1881	Jun	10	...	
1881	Jun	11	...	
1881	Jun	12	...	
1881	Jun	13	...	
1881	Jun	14	...	
1881	Jun	15	...	
1881	Jun	16	...	
1881	Jun	17	...	
1881	Jun	18	...	
1881	Jun	19	...	
1881	Jun	20	...	
1881	Jun	21	...	
1881	Jun	22	...	
1881	Jun	23	...	
1881	Jun	24	...	
1881	Jun	25	...	
1881	Jun	26	...	
1881	Jun	27	...	
1881	Jun	28	...	
1881	Jun	29	...	
1881	Jun	30	...	
1881	Jun	31	...	

X

X


XX

X

WWW.MORROWBROTHERSFORDINC.COM

1242 Main Street • Greenfield, IL • 62044

Phone (217) 368-3037 • Fax (217) 368-3517 • Toll Free 1-877-368-3038



STATE OF ILLINOIS
FORD F350/450/550/600 SUPER DUTY CHASSIS CAB
GOVERNMENT PRICING

ORDERING AGENCY: _____

CONTACT PERSON: _____ CELL: _____

FORD FLEET # _____ PURCHASE ORDER # _____

QUANTITY: 2 COST EACH: \$ 123,319.00

ADDRESS: _____

CITY: _____ ZIP CODE: _____ TAX EXEMPT # E999 - - - - -

PHONE: _____ FAX: _____ EMAIL: _____

TOTAL ORDER COST: \$ 246,638

SIGNATURE _____ TITLE _____

Acceptance of an order by Ford Motor Company does not constitute a commitment to build or a guaranteed delivery date.

Morrow Brothers Ford Inc.
1242 Main Street
Greenfield, IL 62044

Phone # 1-217-368-3037
Fax # 1-217-368-3517
Email: richie@morrowbrothersfordinc.com

PLEASE SUBMIT THIS SIGNED FORM WITH ORDER

PAYMENT DUE UPON DELIVERY

Acceptance of an order by Ford Motor Company does not constitute a commitment to build or a guaranteed delivery date.

2024 Ford Super Duty Chassis Cab DRW Standard Equipment

Engine 7.3L V8 Gasoline
 4-Wheel Disc Anti-Lock Brake System (ABS)
 Transmission TorqShift 10-Speed Automatic
 Air Conditioning
 Power Windows/Locks/Mirrors
 Remote Keyless Entry
 Cruise Control w/Tilt, Telescoping Wheel
 SYNC 4 Bluetooth Communications
 Transmission PTO Provision
 Trailer Tow Mirrors with Power/Heated
 Glass 7-Wire Trailer Harness w/Relays
 Trailer Brake Controller
 Up-Fitter Switches (6)

Tow Hooks – (2) Front
 (6) LT245/75Rx17E AS Tires (F350)
 Windshield Wipers – Intermittent
 Black Vinyl Floor Covering
 Outside Temperature Display
 Overhead Console w/Storage and Map Lights
 PowerPoint – Auxiliary (2) in Dash
 Vinyl 40/20/40 Seat, Armrest, Cup Holder
 Front & Side Impact Airbags
 SecuriLock® Passive Anti-Theft System
 Auto Lamp (Auto On/Off Headlamps)
 Audio – AM/FM Stereo/MP3 Player
 Roof Clearance Marker Lights

Exterior Colors and Seating Options

- UM Agate Black Metallic
- M7 Carbonized Gray Metallic
- PQ Race Red
- Z1 Oxford White
- HX Antimatter Blue Metallic
- JS Iconic Silver Metallic
- LJ Darkened Bronze Metallic

- AS Vinyl 40/20/40 Standard \$0.00
- 1S Cloth 40/20/40 Seating, Reg. or Ext. Cab \$100.00
- 1S Cloth 40/20/40 Seating, Crew Cab \$300.00
- LS Vinyl Bucket Seats for all Cabs \$360.00
- 4S Cloth Bucket Seat(s) Reg. or Ext. Cab \$515.00
- 4S Cloth Bucket Seats Crew Cab \$615.00
- VSO Paint: Green, Orange, Yellow, etc. \$860.00

F350 / F450 / F550 / F600 Chassis Cab DRW Configurations and Options

- F350 Reg. Cab DRW 4x2 60" CA 14k GVWR \$46,298.00
- F450 Reg. Cab DRW 4x2 60" CA 16k GVWR \$51,609.00
- Extended Cab 60" CA \$2,860.00
- Crew Cab 60" CA \$3,860.00
- 84" CA \$210.00
- 108" CA F450 - F600 \$410.00
- 120" CA F450 - F600 \$610.00
- 63C Aft Axle Frame Extension F450 - F600 \$220.00
- 41H Engine Block Heater \$100.00
- 41P Skid Plates \$150.00
- 96V Fog Lights, Remote Start \$290.00
- 43K 2kW On Board Pro Power \$1,370.00
- 76C Back-Up Alarm \$135.00
- 61L Front Wheel Well Liners \$180.00
- FEM Fire Extinguisher w/mount \$170.00
- KWR Extra Key w/Remote \$190.00
- DL1 Delivery Per Single Unit \$295.00
- APO Agency Pick Up NO FUEL \$0.00

- F550 Reg. Cab DRW 4x2 60" CA 19k GVWR \$53,793.00
- F600 Reg. Cab DRW 4x2 60" CA 22k GVWR \$58,678.00
- 99T/44G 6.7L V8 Turbo Diesel Engine \$9,870.00
- Limited Slip Rear Axle \$390.00
- 4x4 Four Wheel Drive \$2,970.00
- TBM/TGK All-Terrain Tires (6) \$210.00
- 473 Plow Prep Dual Batteries, HD Alternator \$720.00
- 18B Platform Running Boards \$420.00
- GSB Grip Strut Running Boards \$510.00
- 872 Rear View Camera Prep \$410.00
- 52S Interior Work Surface 40/20/40 only \$140.00
- 43C 120V/400W In Dash Outlet \$175.00
- WTX WeatherTech Floor Liners \$220.00
- RSS Remote Start System \$380.00
- 512 Spare Tire & Jack \$300.00
- CDS CD ROM Service Manual \$375.00
- MLT New M License/Title REQUIRED ILSOS \$225.00
- APF Agency Pick Up Full of Fuel \$210.00

Snow Plows and Spreaders

Plows include: Quick attach, E-hydraulic, Power angle, raise, lower, high carbon edge, halogen lights

<input type="checkbox"/>	Western 9' Pro PLUS Plow	\$8,885.00	<input type="checkbox"/>	Western Wide-Out XL 8'6" - 11' Plow	\$10,985.00
<input checked="" type="checkbox"/>	Western MVP3 9' 6" V-Plow	\$9,885.00	<input type="checkbox"/>	Upgrade to LED Plow Lights	\$490.00
<input type="checkbox"/>	Western 10' Pro PLUS H.D. Plow	\$9,685.00	<input checked="" type="checkbox"/>	Rubber Snow Deflector	\$240.00

LED Warning Lights, Cab Guard, Ladder Rack, Liftgate

<input checked="" type="checkbox"/>	Whelen 16" LED Minibar w/Quick-Fit	\$890.00	<input checked="" type="checkbox"/>	Whelen 4 Corner LED Warning	\$890.00
<input type="checkbox"/>	Whelen RST Interior Lightbar Rear w/TA	\$1,290.00	<input type="checkbox"/>	Whelen 54" Liberty II LED Lightbar	\$2,770.00
<input type="checkbox"/>	Whelen FST Interior Lightbar Front	\$1,290.00	<input type="checkbox"/>	Ladder Rack 700# capacity	\$1,770.00
<input type="checkbox"/>	Cab Guard / Headache Rack	\$990.00	<input type="checkbox"/>	1,500# Steel Platform Liftgate, S/B	\$4,780.00
<input type="checkbox"/>	Overhead Material Rack 1000 lbs. Capacity	\$2,460.00	<input type="checkbox"/>	1,500# Aluminum Platform Liftgate, S/B	\$4,980.00

Service Body and Options

<input type="checkbox"/>	6 Compartment 9' Service Body, White	\$11,480.00	<input type="checkbox"/>	Flip-Tops for Service Body	\$1,190.00
<input type="checkbox"/>	6 Compartment 11' Service Body, White	\$13,980.00	<input type="checkbox"/>	CTech Drawers starting at	\$1,180.00
<input type="checkbox"/>	Master Locking System	\$770.00	<input type="checkbox"/>	LED Compartment Lighting	\$980.00
<input type="checkbox"/>	Paint other than white	TBD	<input type="checkbox"/>	E-Track w/2 Ratchet Straps	\$590.00

Dump Bodies and Options

<input checked="" type="checkbox"/>	9' Steel Dump Body Painted Black		<input checked="" type="checkbox"/>	Upgrade to 11' Dump Body	\$14,270.00
<input checked="" type="checkbox"/>	14" Sides: Select Fixed or Fold-Down Sides		<input checked="" type="checkbox"/>	Rear Hitch Plate w/Receiver, D-Safety Rings, Tr	\$910.00
<input checked="" type="checkbox"/>	Cab Shield, Double Acting Tailgate	-\$13,470.00	<input type="checkbox"/>	Underbody Tool Box	\$980.00
<input checked="" type="checkbox"/>	Power Up/Down DA Electric/Hydraulic Hoist		<input type="checkbox"/>	*Powder Coat Complete Dump Body*	\$1,470.00
<input checked="" type="checkbox"/>	LED B/T/T, Back-Up Alarm		<input checked="" type="checkbox"/>	UTG Stainless Steel Electric Spreader	\$8,980.00
	Powder Coat Upgrade Recommended		<input type="checkbox"/>	V-Box Stainless Steel Electric Spreader	\$9,980.00

Central Hydraulics and Stainless Steel Bodies Available Upon Request

Flat Beds and Cargo Van Bodies Available Upon Request

F650 and F750 Chassis Cabs and Bodies Available Upon Request

Requests / Notes: *Upgrade to Central Hydraulics + \$12,377.00*
Stainless Steel Body + \$6,688.00
★ Fixed Sides
Hydraulic UTG Spreader
Electric Plow Controls

Trade In Vehicle Information

VIN: _____ Miles: _____ Color: _____

Condition: _____

Email pictures to: richie@morrowbrothersfordinc.com



Control System for Hydraulic System

Electrical flow control
 Hydraulic UTC operation
 * 2 x 2.5 bar
 Hydraulic Foot Body = 20 bar
 Control Hydraulic = 20 bar

STATE OF ILLINOIS)

SS.

COUNTY OF KANE)

FP RESOLUTION NO. TMP-24-3311

RESOLUTION APPROVING A BID FOR THE OSLAD GRANT PROJECT FOR THE MILL CREEK GREENWAY FOREST PRESERVE ARCHERY RANGE

WHEREAS, it is deemed necessary and desirable for the Commissioners of the Forest Preserve District of Kane County, Kane County, Illinois to authorize bids for the construction of a new entry road, parking lot and archery range at Mill Creek Greenway Forest Preserve; and

WHEREAS, The District received a Open Space and Land Acquisition Development (OSLAD) grant from the Illinois Department of Natural Resources (IDNR) for the Mill Creek Greenway Forest Preserve Archery Range Project; and

WHEREAS, the project includes the addition of a new entry road, parking lot, stormwater detention basin, restored prairie, raised archery platform, shelters, restroom and 3 archery ranges; and

WHEREAS, the qualified lowest bid for the project was received from Evans & Sons, Inc. totaling \$1,174,046.70. Additionally, the District is budgeting a contingency of \$43,557.61 for unanticipated additional costs that may arise during construction for a total project amount of \$1,217,604.31.

NOW, THEREFORE, BE IT RESOLVED that the Forest Preserve District Board of Commissioners of Kane County, Kane County Illinois, that the qualified lowest bid received from Evans & Son, Inc. for the Mill Creek Greenway Forest Preserve Archery Range OSLAD Grant Project for \$1,174,046.70 plus a contingency of \$43,557.61 for a total contract amount not to exceed \$1,217,604.31 be, and hereby is, accepted and approved.

APPROVED AND PASSED on this 14th day of January, 2025.

Bill Lenert
President, Kane Forest Preserve
Kane County, Illinois

Myrna Molina
Secretary, Kane Forest Preserve
Kane County, Illinois



AGENDA MEMORANDUM

DATE: December 19, 2024

TO: Forest Preserve District Planning & Utilization Committee

FROM: Jennifer Rooks-Lopez, Director of Planning and Land Protection

SUBJECT: Presentation and Approval of a Bid for the OSLAD Grant Project at Mill Creek Greenway Forest Preserve Archery Range.

PURPOSE:

The purpose of this memorandum is to provide the Committee with information to consider the approval of a bid for construction with Evans & Son, Inc., for Mill Creek Greenway Archery Range OSLAD Project.

BACKGROUND:

In 2022, the District received an Open Space and Land Acquisition Development (OSLAD) grant from the Illinois Department of Natural Resources (IDNR) for the Mill Creek Greenway Archery Range Project. The project includes a new entry road and parking lot, prairie restoration and stormwater detention pond, 3 archery fields, a raised archery platform, covered shelters and a combination restroom and shelter. The OSLAD grant will reimburse the District 50% of the preliminary engineering and construction costs up to a total of \$600,000.00, following the completion of the project.

The District conducted a formal bid process for the improvements. Bids were publicly advertised, with 6 bidders responding. The responsible, lowest bidder was Evans & Son, Inc. with a base bid plus alternate of \$1,174,046.70. Additionally, \$43,557.61 shall be set aside as contingency to cover any unanticipated additional costs, that may arise during construction for a total project amount of \$1,217,604.31.

FINANCIAL IMPACT:

Funds totaling \$1,250,000.00 were allocated in Fiscal Year 2024/25 for project #31013 in the Land Area Development Account # 03-35-35-7050. Funds totaling \$181,601.95 have been spent on permitting, engineering and native seed purchase, \$1,068,398.05 are currently available. The additional funds needed to cover this expense, \$149,206.26 are available from savings realized in the following projects to cover the additional expense:

- Jon J. Duerr OSLAD #31003 in the Construction & Development Fund, account #03-35-35-5070, remaining balance of \$47,065.89;
- Big Rock RTP #31014 in the Construction & Development Fund, account #03-35-35-7050, remaining balance of \$67,834.91;
- Brunner Family #30902 in the Construction & Development Fund, account #03-35-35-7050, remaining balance of \$14,979.02;
- LeRoy Oakes RTP #30606 in the Construction & Development Fund, account #03-35-35-5070, remaining balance of \$17,898.59;
- Otter Creek Drain Tile Project #31001 in the Construction & Development Fund, account 03-35-35-5070, remaining balance of \$1,427.85.

RECOMMENDATION:

Staff recommends the Committee approve the base bid and alternate from Evans & Son, Inc. for Mill Creek Greenway Archery Range Project for \$1,174,046.70, plus a contingency of \$43,557.61 to cover any unanticipated additional costs that may arise during construction in an amount not to exceed \$1,217,604.31.

ATTACHMENTS:

Mill Creek Greenway Location Map

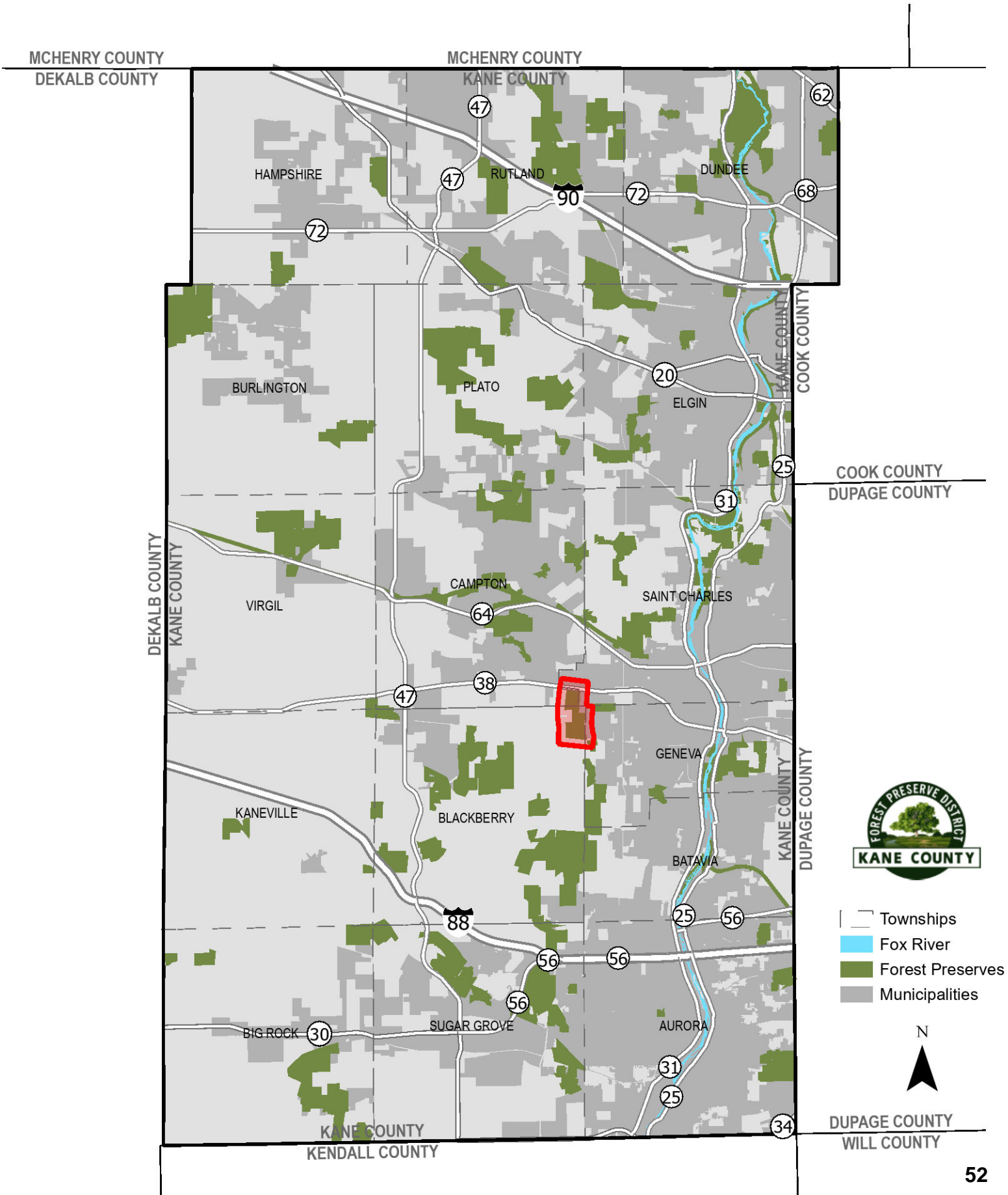
Mill Creek Greenway-Layout Plan

Abstract-Mill Creek Greenway

Mill Creek Greenway

County Location Map

Elburn, IL





**MILL CREEK GREENWAY FOREST PRESERVE
2023 OSLAD SITE CONCEPT PLAN (OPTION A)**

Revision Date: 8/30/2022

ABSTRACT OF BIDS


MILL CREEK GREENWAY ARCHERY RANGE AND IMPROVEMENTS

SB-FP-02-2425

Sent to 75 vendors 6 Received

Bidders Name	Evans & Son, Inc.	Earthwerks Land Improvement & Development, Inc.	Winner Excavating	Obsidian Asphalt Paving, Inc.	Martam Construction, Inc.	Copenhaver Construction
City, State	West Chicago, IL	Lisle, IL	Naperville, IL	West Chicago, IL	Elgin, IL	Gilberts, IL
TOTAL BASE BID	\$1,164,370.80	\$1,376,666.80	\$1,510,567.20	\$1,715,657.53	\$1,736,030.24	\$1,875,793.00
ALTERNATE - remove barnyard walls, concrete pads, debris	\$9,675.90	\$8,000.00	\$17,000.00	\$25,500.00	\$25,500.00	\$47,000.00
BASE BID + ALTERNATE	\$1,174,046.70	\$1,384,666.80	\$1,527,567.20	\$1,741,157.53	\$1,761,530.24	\$1,922,793.00

I have certified that I have opened, read and recorded all bids received in response to the invitation.



David Petschke, Director of Finance

STATE OF ILLINOIS)
 SS.
COUNTY OF KANE)

FP RESOLUTION NO. TMP-24-3314

RESOLUTION APPROVING A BID FOR THE RTP GRANT TRAIL RESTORATION PROJECT AT BIG ROCK FOREST PRESERVE

WHEREAS, it is deemed necessary and desirable for the Commissioners of the Forest Preserve District of Kane County, Kane County, Illinois to authorize bids for trail renovations at Big Rock Forest Preserve; and

WHEREAS, The District received a Recreational Trails Program (RTP) grant from the Illinois Department of Natural Resources (IDNR) for the Big Rock Forest Preserve Trail Restoration Project; and

WHEREAS, the project includes restoration of existing limestone trails, construction of new limestone trail segment to Big Rock Creek and new grass trail connection to southern parking lot; and

WHEREAS, the qualified lowest bid was received from Evans & Son, Inc. totaling \$210,640.09. Additionally, the District is budgeting a contingency of \$10,000.00 for unanticipated additional costs that may arise during construction for a total project amount of \$220,640.09.

NOW, THEREFORE, BE IT RESOLVED that the Forest Preserve District Board of Commissioners of Kane County, Kane County Illinois, that the qualified lowest bid received from Evans & Son, Inc. at a total contract amount of \$210,640.09 plus a contingency of \$10,000.00 for a total project cost of \$220,640.09 be, and hereby is, accepted and approved.

APPROVED AND PASSED on this 14th day of January, 2025.

Bill Lenert
President, Kane Forest Preserve
Kane County, Illinois

Myrna Molina
Secretary, Kane Forest Preserve
Kane County, Illinois



AGENDA MEMORANDUM

DATE: December 19, 2024

TO: Forest Preserve District Planning & Utilization Committee

FROM: Jennifer Rooks-Lopez, Director of Planning and Land Protection

SUBJECT: Presentation and Approval of a Bid for the RTP Trail Restoration Project at Big Rock Forest Preserve.

PURPOSE:

The purpose of this memorandum is to provide the Committee with information to consider the approval of a bid for construction with Evans & Son, Inc., for Big Rock Forest Preserve RTP trail restoration project.

BACKGROUND:

In 2023, the District received a Recreational Trails Program (RTP) grant from the Illinois Department of Natural Resources (IDNR) for the Big Rock Forest Preserve Trail Restoration project. The project includes restoration of an existing segment of limestone trail, a brand-new segment of limestone trail to connect users to the bridge crossing at Big Rock Creek, and a new grass trail to connect users back to the southern parking lot. The RTP grant will reimburse the District 80% of the construction costs up to a total of \$200,000.00, Upon completion of the project.

The District conducted a formal bid process for the project. Bids were publicly advertised, with 5 bidders responding. The responsible, lowest bidder was Evans & Son, Inc. with a base bid of \$210,640.09. Additionally, \$10,000.00, shall be set aside as contingency to cover any unanticipated additional costs, that may arise during construction for a total project amount of \$220,640.09.

FINANCIAL IMPACT:

Funds totaling \$300,000.00 were allocated in Fiscal Year 2024/25 in the Land Area Development Account # 03-35-35-7050, project # 31014, for the construction of the trail work of which sufficient funds of \$297,955.00 remain.

RECOMMENDATION:

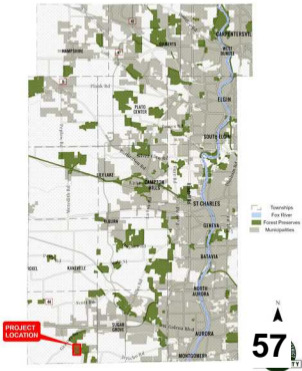
Staff recommends the Committee approve the base bid from Evans & Son, Inc., for the Big Rock Forest Preserve RTP Trail Restoration project for \$210,640.09, plus a contingency of \$10,000.00 to cover any unanticipated additional costs that may arise during construction in an amount not to exceed \$220,640.09.

ATTACHMENTS:

- BR_CountyLocMap.jpg*
- BR_RTP_Site Development Plan.jpg*
- Abstract Big Rock Final 12.05.24*

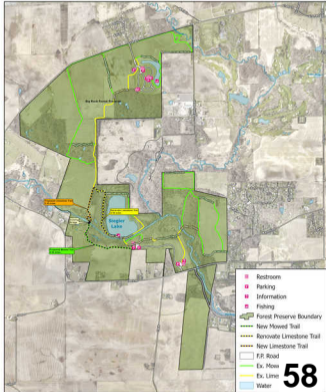
BIG ROCK FP 2023 RTP TRAILS IMPROVEMENT PROJECT

County Location Map





2023 RTP Site Development Plan
Forest Preserve District of Kane County
Big Rock Trails Improvement



0 0.55 1.1 1.65 Miles



Map Created: 8/18/2023

ABSTRACT OF BIDS
BIG ROCK FOREST PRESERVE TRAIL IMPROVEMENTS

SB-FP-01-2425

Sent to 61 vendors, Received 5

Bidders Name	Evans & Son, Inc.	Obsidian Asphalt Paving, Inc.	Midwest Excavators	Schroeder Asphalt Services, Inc.	Copenhaver Construction, Inc.
City, State	West Chicago, IL	West Chicago, IL	Wasco, IL	Huntley, IL	Gilberts, IL
TOTAL COST	\$210,640.09	\$232,126.30	\$257,987.60	\$368,607.00	\$381,756.00

I have certified that I have opened, read and recorded all bids received in response to the invitation.



David Petschke, Director of Finance

STATE OF ILLINOIS)

SS.

COUNTY OF KANE)

REPORT NO. TMP-25-007

2025 DISTRICT APPOINTMENTS



2025

Forest Preserve District of Kane County

Committees and Appointments

President: Bill Lenert

President Pro-Tem: Jarett Sanchez

Treasurer: Michelle Gumz

Secretary: Mo Iqbal

Foundation Rep: Deborah Allan

EXECUTIVE COMMITTEE: 1st Thursday 8:30 AM **unless otherwise posted

Chair: LENERT, Gumz, Gripe, Iqbal, Juby, Lewis, Roth, Strathmann, Williams

FINANCE & ADMINISTRATION COMMITTEE: 4th Tuesday 2:00 PM

Chair: WILLIAMS, Gripe (Vice-Chair), Daugherty, Iqbal, Juby, Lenert, Roth

LAND ACQUISITION COMMITTEE: 4th Thursday 8:30 AM

Chair: LEWIS, Linder (Vice-Chair), Garcia, Gumz, Lenert, Roth, Sanchez

PLANNING & UTILIZATION COMMITTEE: 4th Thursday 9:30 AM (Immediately following Land Acquisition)

Chair: STRATHMANN, Allan (Vice-Chair), Bates, Berman, Kious, Lenert, Penesis

STATE OF ILLINOIS)

SS.

COUNTY OF KANE)

REPORT NO. TMP-24-3367

FINANCE REPORTS

- A. BOND INVESTMENT ANALYSIS REPORT THROUGH NOVEMBER 2024**
- B. CASH & INVESTMENT REPORT THROUGH NOVEMBER 2024**
- C. INCOME STATEMENT THROUGH NOVEMBER 2024**

**FOREST PRESERVE DISTRICT OF KANE COUNTY
November, 2024**

LAND ACQUISITION FUND

PRIOR PURCHASES:

Township	Description	Preserve Name	Bonds	Date	Acres	Price Per Acre	Donated Value	Purchase Price
Sugar Grove	Cutsinger	Sauer Family Prairie Kame	2017A	10/6/2017	71.48	\$ 12,088.52		\$ 864,087.66
Burlington	Faber	Cardinal Creek	2017A	11/15/2017	12.25	\$14,363.35		\$ 175,951.06
Big Rock	Baldrige- Huiner Holdings LLC	Needham Woods	2017A	11/28/2017	28.40	\$12,491.75		\$ 354,765.76
Big Rock	Baldrige- Ernest & Martha Baldrige	Needham Woods	2017A	11/28/2017	28.44	\$12,524.41		\$ 356,194.08
Big Rock	Baldrige- Anderson/Dearvil etc.	Needham Woods	2017A	11/28/2017	28.40	\$10,252.69		\$ 291,176.32
Rutland	Lueth Property	Binnie Woods	2017A	12/7/2017	82.66	\$12,494.41		\$ 1,032,788.06
Plato	Chicago Title Land Trust Co.	Muirhead Springs	2017A	12/15/2017	53.18	\$11,947.62		\$ 635,374.65
Aurora	Strzelecki Property	Oakhurst	2017A	12/21/2017	4.69	\$67,770.10		\$ 317,841.79
Blackberry	Cloonara-Hughes Property	Johnson's Mound	2017A	12/29/2017	150.38	\$33,795.18		\$ 5,082,119.78
Blackberry	Cloonara-Hughes Property	Johnson's Mound	N/A	12/29/2017	61.67	\$34,052.21	\$ 2,100,000.00	
Elgin	Edwards Property Donation		N/A	12/4/2017	25.74	\$20,000.00	\$ 514,800.00	
Plato	Winkleman	Bowes Creek Woods	2017A	1/12/2017	55.60	\$12,527.93		\$ 696,552.97
Burlington	Lenkaitis Property	Cardinal Creek	2017B	1/26/2017	120.92	\$12,816.43		\$ 1,549,762.44
St Charles	Imhoff/ Kelley Property	LeRoy Oakes	2017A	2/8/2017	22.24	\$7,030.70		\$ 156,362.77
Plato	Butts Family Farm	Muirhead Springs	2017B	3/15/2017	110.84	\$11,770.52		\$ 1,304,644.14
Aurora	Chicago Premium Outlets		N/A	2/16/2018	75.00	\$5,000.00	\$ 375,000.00	
Big Rock	Baumez	Big Rock	2017A	3/28/2018	82.77	\$12,135.40		\$ 1,004,446.82
St Charles	THG Properties LLC	Ferson Creek	2017A	5/24/2018	17.00	\$14,394.13		\$ 244,700.19
Dundee	Meadowdale	Raceway Woods	2017A	6/27/2018	7.00	\$71,551.10		\$ 500,857.71
Dundee	Urban Property	Fox River Shores	2017A	7/26/2018	0.24	\$72,583.88		\$ 17,420.13
Dundee	Bischof Property	Fox River Shores	2017A	7/26/2018	0.26	\$143,655.54		\$ 37,350.44
Rutland	Plote Property	Binnie Woods	2017A	7/26/2018	1.35	\$12,993.36		\$ 17,541.03
Saint Charles	Riemer Property near mission hills	Ferson Creek	2017A	8/13/2018	60.00	\$12,947.43		\$ 776,846.00
Dundee	Unimproved Besinger Properties	Raceway Woods	2017A	8/15/2018	86.00	\$20,805.17		\$ 1,789,244.56
Batavia	Basler Property Montesori School	Glenwood	2017A	8/8/2018	1.92	\$20,512.50		\$ 39,384.00
Plato	Roberts-Huerth Trust & Vogel Trust	Muirhead Springs	2017A	10/25/2018	81.18	\$11,224.06		\$ 911,169.38
Plato	Roberts-Huerth Trust & Vogel Trust	Muirhead Springs	2017B	10/25/2018	79.86	\$11,223.99		\$ 896,347.74
St Charles	Conserv. Found. Pheasant Meadows	Fox River Bluff	2017A	11/29/2018	12.50	\$1,425.34		\$ 17,816.78
Dundee	Conserv. Found. Holzer Property	Heim Woods	2017A	3/6/2019	14.40	\$2,946.50		\$ 42,429.58
Elgin	Siljestrom Property	Bowes Creek Woods	2017A	4/4/2019	23.00	\$17,344.01		\$ 398,912.12
Campton	Hawkins	Campton Forest Preserve	2017A	5/29/2019	60.16	\$19,987.06		\$ 1,202,421.47
Big Rock	Gwinn Oaks	Big Rock	2017A	6/28/2019	113.00	\$10,611.19		\$ 1,199,065.01
Rutland	County Red Slips	Freeman Kame	2017A	8/27/2019	0.60	\$853.33		\$ 512.00
Dundee	Spiegler Trust	Sleepy Hollow Ravine	2017A	11/15/2019	7.25	\$20,785.34		\$ 150,693.70
Rutland	Stade Property	Binnie Forest Preserve	2017A	12/13/2019	67.73	\$14,988.21		\$ 1,015,151.62
Rutland	Johnson Little Acres	Freeman Kame	2017A	1/13/2020	11.37	\$3,963.59		\$ 45,066.07
Rutland	Belom Property	Binnie Forest Preserve	2017A	1/31/2020	100.00	\$11,990.98		\$ 1,199,097.70
Big Rock	Shaw Property	Prairie Kame-Sauer Family	2017A	5/13/2020	118.35	\$10,869.71		\$ 1,286,430.75
Sugar Grove	Knierim Property- Nickels Farm	HannaFord Woods	2017A	8/12/2020	13.18	\$19,126.66		\$ 252,089.41
Campton	Tangalos Property	Great Western Trail	2017A	8/17/2020	56.36	\$8,877.64		\$ 500,343.58
Elburn	Sisko Property	Grunwald Farms	2017A	8/20/2020	11.70	\$29,986.90		\$ 350,846.73
Elburn	Unich Property	Johnson's Mound	2017A	10/29/2020	24.98	\$25,590.15		\$ 639,242.01
Rutland	Harrigan Farm / Rutland Farm LLC	Rutland Forest Preserve	2017A	12/16/2020	172.52	\$14,970.44		\$ 2,582,684.49
Aurora	Sanchez Property	Oakhurst Forest Preserve	2017A	12/1/2020	0.29	\$37,534.79		\$ 10,885.09
Rutland	Kane County, As Trustee	Freeman Kame- Meagher	2017A	1/20/2021	0.81	\$632.10		\$ 512.00
St Charles	Kane County, As Trustee	Riverbend St. Charles	2017A	1/20/2021	0.12	\$4,266.67		\$ 512.00
St Charles	Kane County, As Trustee	Riverbend St. Charles	2017A	1/20/2021	0.05	\$10,240.00		\$ 512.00
Rutland	Reedy Property	Binnie Forest Preserve	2017A	6/30/2021	79.54	\$17,876.10		\$ 1,421,775.52
Aurora	Hoffer Living Trust	Oakhurst Forest Preserve	2017A	3/24/2022	0.17	\$27,802.00		\$ 4,726.34
Batavia	Reckinger Property	Dick Young Forest Preserve	2017A	6/1/2022	21.84	\$11,071.61		\$ 241,792.92
Big Rock	Breon Property	Big Rock Forest Preserve	2017A	7/27/2022	49.68	\$13,495.67		\$ 670,438.02
Hampshire	Colby/Scarpelli Property	Hampshire South Forest Preserve	2017A	11/14/2022	30.68	\$14,203.06		\$ 435,749.93
Hampshire	Doetsch Property	Hampshire South Forest Preserve	2017A	11/23/2022	99.65	\$13,933.48		\$ 1,388,457.10
Batavia	Dow Property	Dick Young Forest Preserve	2017A	2/8/2023				\$ 461,328.14
Batavia	Dow Property	Dick Young Forest Preserve	2017B	2/8/2023	23.80	\$20,138.02		\$ 17,956.70
St Charles	County Red Slips - Wateksa Ave		2017B	2/13/2023	0.09	\$5,688.89		\$ 512.00
Plato	Neville Property	Stony Creek	2017B	4/28/2023	52.15	\$20,709.61		\$ 1,080,005.93
Blackberry	Norris Property	Lake Run FP	2017B	5/26/2023	88.11	\$12,500.41		\$ 1,101,411.21
Batavia	Dow (2) Poperty	Dick Young Forest Preserve	2017B	7/21/2023	94.60	\$13,821.51		\$ 1,307,514.77
Elburn	Bonterra/Polivka Property	Johnson's Mound	2017B	5/6/2024	23.25	\$18,860.50		\$ 438,412.25
Huntley	Donaue/Barancik Parcel	Rutland Forest Preserve	2017B	8/23/2024	298.00	\$10,250.17		\$ 3,054,549.63
Huntley	Donaue/Barancik Parcel	Rutland Forest Preserve		8/23/2024				\$ 1,905,450.37
Total					3,019.39	\$	2,989,800.00	\$ 43,478,234.42

AVAILABLE FUNDS:

	Non-Referendum Monies	\$ 4,552,855.04
	2017B Bond Proceeds MM- Taxable	\$ -
Total Funds Available		\$ 4,552,855.04
	Professional Services/Taxes	\$ 250,000.00
BALANCE		\$ 4,302,855.04

Construction & Development Funds Available

Description	Amount
Total Construction & Development Non-Referendum Funds	\$ 3,114,494.63
2017A- Saint Charles Bank Non-Taxable Funds MM	\$ 4,524,925.26
Carpentersville Dam Grant Revenue	\$ (512,986.68)
Total Development Funds Available	\$ 7,126,433.21

*2017A- Nontaxable

**2017B- Taxable

**Forest Preserve District of Kane County
Cash & Investment Report
Period Ending 11/30/2024**

Cash & Investment Balance by Fund:	01- General Fund	02- IMRF Fund	03- Construction & Development Fund	04- Debt Service Fund	05- Land Acquisition Fund	06- Insurance Liability Fund	07- Events & Cultural Fund	08- Social Security Fund	11- Mitigation Fund	Total Cash & Investments
Cash	14,238,419.05	64,370.00	3,114,494.63	22,355,506.90	4,552,855.04	164,452.52	825,091.56	3,879.58	1,272,626.28	46,591,695.56
Sawyer Falduto Investments	2,309,373.28	-	-	-	-	-	2,309,373.27	-	-	4,618,746.55
2017A Referendum Non-Taxable	-	-	4,524,925.26	-	-	-	-	-	-	4,524,925.26
2017B Referendum Taxable	-	-	-	-	-	-	-	-	-	-
Total Cash & Investments	16,547,792.33	64,370.00	7,639,419.89	22,355,506.90	4,552,855.04	164,452.52	3,134,464.83	3,879.58	1,272,626.28	55,735,367.37
Less Restrictions on Cash:										
Sawyer Falduto Investments	(2,309,373.28)	-	-	-	-	-	(2,309,373.27)	-	-	(4,618,746.55)
Carpentersville Dam Grant Revenue	-	-	(512,986.68)	-	-	-	-	-	-	(512,986.68)
Available Funds	14,238,419.05	64,370.00	7,126,433.21	22,355,506.90	4,552,855.04	164,452.52	825,091.56	3,879.58	1,272,626.28	50,603,634.14

Forest Preserve District of Kane County

Cash & Investment Report

Period Ending 11/30/2024

BREAKDOWN BY BANK:

	Per Bank Recs
IMET Pooled Cash XX-101	13,326,321.65
First American Pooled Cash	912,097.40
Sawyer Falduto Investments	2,309,373.28
01- General Fund Total:	\$ 16,547,792.33
IMET Pooled Cash XX-101	64,370.00
First American Pooled Cash	-
02- IMRF Fund Total:	\$ 64,370.00
IMET BondsXX-202	-
IMET 2017A Non-Taxable Referendum	4,524,925.26
IMET Pooled Cash XX-101	3,114,494.63
First American Pooled Cash	-
03- Construction & Development Fund Total:	\$ 7,639,419.89
IMET Pooled Cash XX-101	883,348.95
IMET BondsXX-202	-
IMET Bonds XX-201	21,472,157.95
First American Pooled Cash	-
04- Debt Service Fund Total:	\$ 22,355,506.90
IMET BondsXX-202	-
IMET 2017A Non-Taxable Referendum	-
IMET 2017B Taxable Referendum	-
IMET Pooled Cash XX-101	4,552,855.04
First American Pooled Cash	-
05- Land Acquisition Fund Total:	\$ 4,552,855.04
IMET Pooled Cash XX-101	164,452.52
First American Pooled Cash	-
06- Insurance Liability Fund Total:	\$ 164,452.52
IMET Pooled Cash XX-101	825,091.56
First American Pooled Cash	-
Sawyer Falduto Investments	2,309,373.27
07- Events & Cultural Fund Total	\$ 3,134,464.83
IMET Pooled Cash XX-101	3,879.58
First American Pooled Cash	-
08- Social Security Fund Total:	\$ 3,879.58
IMET Pooled Cash XX-101	1,272,626.28
First American Pooled Cash	-
11- Mitigation Fund Total:	\$ 1,272,626.28
Grand Total All Cash & Investments:	\$ 55,735,367.37



Income Statement

Through 11/30/24

Detail Listing

Include Rollup Account/Rollup to Account

Account	Account Description	Annual Budget Amount	MTD Actual Amount	YTD Actual Amount	Budget Less YTD Actual	% of Budget	Prior Year Total Actual
Fund Category Governmental Funds							
Fund Type General Fund							
Fund 01 - General Fund							
REVENUE							
3001	General Property Tax	8,457,287.00	87,331.43	4,179,563.52	4,277,723.48	49	7,912,595.27
3010	State Replacement Tax	610,000.00	.00	183,590.61	426,409.39	30	607,482.87
3020	Investment Income/(Loss)	448,500.00	76,717.14	327,312.20	121,187.80	73	663,332.85
3021	Adjustment to Accrued Income	.00	448.13	4,795.01	(4,795.01)	+++	4,147.59
3022	Schwab Gain/ (Loss) on Investment	.00	(812.50)	32,421.05	(32,421.05)	+++	48,069.50
3031	Local Grants	8,000.00	.00	10,000.00	(2,000.00)	125	12,300.00
3039	Camping - South	185,000.00	.00	146,758.00	38,242.00	79	172,515.00
3041	Miscellaneous Income	90,000.00	3,412.50	30,328.76	59,671.24	34	87,766.99
3042	Special Events	8,000.00	.00	1,330.00	6,670.00	17	9,928.00
3044	Rentals- Properties	65,000.00	8,451.88	26,796.28	38,203.72	41	50,834.96
3045	Rentals - Japanese Gardens	6,500.00	200.00	2,400.00	4,100.00	37	8,300.00
3048	Rental- Strikers Club	80,000.00	.00	40,000.00	40,000.00	50	75,000.00
3050	Camping - North	315,000.00	45.00	257,162.26	57,837.74	82	298,677.00
3051	Rentals- Agriculture	997,337.00	116,946.75	280,487.02	716,849.98	28	985,743.51
3052	Shelter Reservations	31,000.00	1,420.00	35,490.00	(4,490.00)	114	18,545.00
3053	Golf Courses	135,000.00	.00	33,750.00	101,250.00	25	.00
3060	Nature Center Programs	32,000.00	1,569.50	22,558.68	9,441.32	70	30,682.68
3061	Reservations - Brewster Creek	16,500.00	700.00	6,275.00	10,225.00	38	13,470.00
3062	Reservations - Creekbend	20,000.00	850.00	14,450.00	5,550.00	72	23,450.00
3065	FVIA - License Fee	435,457.00	36,554.25	179,577.24	255,879.76	41	422,773.98
3070	Sale of Material	30,000.00	85.60	72,771.30	(42,771.30)	243	33,590.24
3080	Police Fines	23,500.00	1,930.00	18,063.50	5,436.50	77	23,737.55
3092	Change in Terminal Reserve	.00	.00	.00	.00	+++	13,038.00
3093	Donated Lands Management	42,000.00	.00	.00	42,000.00	0	.00
	REVENUE TOTALS	\$12,036,081.00	\$335,849.68	\$5,905,880.43	\$6,130,200.57	49%	\$11,515,980.99
EXPENSE							
4001	Full Time Salaries	5,473,399.00	405,521.10	1,921,311.37	3,552,087.63	35	4,774,990.52
4002	Part-Time Salaries	511,648.00	33,547.64	254,134.94	257,513.06	50	485,614.12
4010	Overtime	31,250.00	849.28	8,561.33	22,688.67	27	42,313.50
4050	Per Diem	9,100.00	1,380.00	3,570.00	5,530.00	39	6,090.00
4051	Vehicle Allowance	9,000.00	750.00	3,750.00	5,250.00	42	9,000.00
5001	Conferences & Meetings	41,600.00	3,327.48	8,745.04	32,854.96	21	31,879.80
5010	Audit Management Services	27,000.00	.00	11,100.00	15,900.00	41	22,700.00
5020	Organization Support	116,500.00	.00	59,000.00	57,500.00	51	96,500.00
5030	Public Relations	147,446.00	9,874.66	121,788.92	25,657.08	83	81,821.75
5031	Bench & Tree Program	7,000.00	21.19	5,214.19	1,785.81	74	11,196.00



Income Statement

Through 11/30/24

Detail Listing

Include Rollup Account/Rollup to Account

Account	Account Description	Annual Budget Amount	MTD Actual Amount	YTD Actual Amount	Budget Less YTD Actual	% of Budget	Prior Year Total Actual
Fund Category Governmental Funds							
Fund Type General Fund							
Fund 01 - General Fund							
EXPENSE							
5050	Publication-Legal Notices	2,500.00	305.90	529.00	1,971.00	21	1,316.75
5070	Professional Fees	41,500.00	3,515.00	14,060.00	27,440.00	34	17,350.25
5080	Legal Fees	140,000.00	9,283.00	46,590.16	93,409.84	33	111,627.71
5090	Insurance-Employees	987,661.00	65,775.96	331,860.92	655,800.08	34	792,122.22
5101	Insurance- Retirees	800.00	58.15	290.75	509.25	36	664.32
5102	Insurance - COBRA	870.00	.00	893.02	(23.02)	103	50.98
5130	Telephone	124,695.00	6,803.11	40,992.12	83,702.88	33	94,485.81
5140	Electricity & Water	133,695.00	2,438.74	44,077.61	89,617.39	33	120,628.27
5150	Gas	17,400.00	609.42	1,922.22	15,477.78	11	15,507.08
5180	Consulting Services	9,000.00	.00	14,887.98	(5,887.98)	165	37,653.02
5181	Banking Services	19,000.00	1,358.53	14,557.82	4,442.18	77	16,557.78
5195	Dispatch Services	50,896.00	.00	45,615.00	5,281.00	90	43,443.00
5200	Association Dues	19,515.00	2,011.00	9,743.02	9,771.98	50	18,749.63
5210	Safety & Training	52,500.00	2,014.29	16,311.85	36,188.15	31	29,587.64
5220	Tuition Reimbursement	2,000.00	.00	.00	2,000.00	0	.00
5230	Employee Recruitment	19,000.00	1,811.95	5,122.95	13,877.05	27	13,445.00
5240	Employee Recognition	15,000.00	2,231.69	2,318.28	12,681.72	15	12,293.24
5241	Recognition	8,800.00	(98.50)	9,503.08	(703.08)	108	6,351.92
5245	Wellness & Coaching	4,100.00	.00	.00	4,100.00	0	1,658.14
6010	Office Supplies	13,500.00	.00	767.32	12,732.68	6	9,456.80
6015	Supplies	18,250.00	556.14	5,273.51	12,976.49	29	14,598.03
6020	Nature Center Supplies	22,108.00	515.03	10,419.14	11,688.86	47	16,802.80
6030	Field Supplies	135,000.00	5,476.92	32,985.06	102,014.94	24	120,941.65
6031	De-Icing Salt	18,000.00	.00	.00	18,000.00	0	14,227.94
6033	Natural Resources Studies/Projects	54,647.00	1,500.00	15,372.84	39,274.16	28	43,312.43
6034	Ag Soil Testing	10,000.00	.00	.00	10,000.00	0	.00
6035	Native Seed & Plants	140,000.00	.00	1,096.50	138,903.50	1	121,271.14
6038	Herbicide	20,000.00	.00	3,572.10	16,427.90	18	18,025.43
6045	Horticultural Supplies	13,650.00	42.58	2,831.92	10,818.08	21	9,237.65
6060	Police Supplies	34,513.00	.00	22,356.65	12,156.35	65	26,140.03
6070	Uniforms	28,900.00	1,580.63	5,346.60	23,553.40	19	24,664.87
6080	Mileage	7,793.00	896.73	3,360.61	4,432.39	43	10,654.32
6090	Repair & Maint Bldg & Grd	284,250.00	21,934.24	133,221.90	151,028.10	47	275,947.58
6092	Repair & Maint Bldg & Grd - Contracted	20,000.00	2,495.00	3,566.00	16,434.00	18	.00
6100	Repair & Maint Vehicles	89,525.00	9,610.02	45,868.43	43,656.57	51	114,155.16
6105	Rental Properties Maintenance	120,000.00	11,100.47	19,394.17	100,605.83	16	14,424.71



Income Statement

Through 11/30/24

Detail Listing

Include Rollup Account/Rollup to Account

Account	Account Description	Annual Budget Amount	MTD Actual Amount	YTD Actual Amount	Budget Less YTD Actual	% of Budget	Prior Year Total Actual
Fund Category Governmental Funds							
Fund Type General Fund							
Fund 01 - General Fund							
EXPENSE							
6106	Historic Structures Maintenance	30,000.00	.00	8,406.71	21,593.29	28	4,128.06
6110	Repair & Maint Equipment	99,600.00	1,442.05	33,353.76	66,246.24	33	87,738.62
6115	Rental Equipment	3,500.00	.00	1,046.70	2,453.30	30	1,100.00
6116	Sign Shop Materials	10,500.00	2,109.18	9,602.23	897.77	91	10,527.43
6117	Tools - Tradesmen	5,000.00	17.98	1,921.88	3,078.12	38	3,206.23
6118	Information Technology	283,534.00	.00	14,635.78	268,898.22	5	171,706.87
6119	Tools- Mechanic	5,000.00	26.99	823.20	4,176.80	16	4,912.28
6120	Fuel-Heating	7,000.00	2,397.80	2,397.80	4,602.20	34	5,417.11
6130	Fuel-Vehicles	209,032.00	18,159.16	72,449.00	136,583.00	35	180,127.93
7001	Office Equipment	500.00	.00	.00	500.00	0	497.70
7010	Automotive Equipment	989,000.00	163,077.00	394,688.73	594,311.27	40	232,373.06
7020	Machinery & Equipment	397,250.00	712.18	98,959.80	298,290.20	25	240,594.47
7063	Tree & Brush Thinning	100,000.00	.00	7,521.25	92,478.75	8	92,678.35
7064	Weed Management	140,000.00	47,769.30	49,184.30	90,815.70	35	142,680.00
7066	Donated Lands Management	42,000.00	17,575.50	17,575.50	24,424.50	42	.00
8010	Contingencies	75,744.00	.00	399.00	75,345.00	1	38,797.76
8030	Miscellaneous Fees	.00	99.45	464.85	(464.85)	+++	1,080.45
8070	Interfund Transfers	1,308,411.00	.00	.00	1,308,411.00	0	2,531,653.08
EXPENSE TOTALS		\$12,759,082.00	\$862,483.94	\$4,015,314.81	\$8,743,767.19	31%	\$11,478,678.39
Fund 01 - General Fund Totals							
REVENUE TOTALS		12,036,081.00	335,849.68	5,905,880.43	6,130,200.57	49%	11,515,980.99
EXPENSE TOTALS		12,759,082.00	862,483.94	4,015,314.81	8,743,767.19	31%	11,478,678.39
Fund 01 - General Fund Net Gain (Loss)		(\$723,001.00)	(\$526,634.26)	\$1,890,565.62	\$2,613,566.62	(261%)	\$37,302.60
Fund Type General Fund Totals							
REVENUE TOTALS		12,036,081.00	335,849.68	5,905,880.43	6,130,200.57	49%	11,515,980.99
EXPENSE TOTALS		12,759,082.00	862,483.94	4,015,314.81	8,743,767.19	31%	11,478,678.39
Fund Type General Fund Net Gain (Loss)		(\$723,001.00)	(\$526,634.26)	\$1,890,565.62	\$2,613,566.62	(261%)	\$37,302.60



Income Statement

Through 11/30/24

Detail Listing

Include Rollup Account/Rollup to Account

Account	Account Description	Annual Budget Amount	MTD Actual Amount	YTD Actual Amount	Budget Less YTD Actual	% of Budget	Prior Year Total Actual
Fund Category Governmental Funds							
Fund Type Special Revenue Funds							
Fund 02 - IL Municipal Retirement Fund							
REVENUE							
3001	General Property Tax	10,184.00	105.20	5,033.51	5,150.49	49	10,075.98
3010	State Replacement Tax	11,688.00	.00	3,824.80	7,863.20	33	12,655.89
3020	Investment Income/(Loss)	900.00	275.01	1,972.82	(1,072.82)	219	20,769.21
3100	Interfund Transfers	470,122.00	.00	.00	470,122.00	0	253,530.07
	REVENUE TOTALS	\$492,894.00	\$380.21	\$10,831.13	\$482,062.87	2%	\$297,031.15
EXPENSE							
8020	I.M.R.F.	492,894.00	29,669.16	159,989.85	332,904.15	32	336,402.49
	EXPENSE TOTALS	\$492,894.00	\$29,669.16	\$159,989.85	\$332,904.15	32%	\$336,402.49
Fund 02 - IL Municipal Retirement Fund Totals							
	REVENUE TOTALS	492,894.00	380.21	10,831.13	482,062.87	2%	297,031.15
	EXPENSE TOTALS	492,894.00	29,669.16	159,989.85	332,904.15	32%	336,402.49
Fund 02 - IL Municipal Retirement Fund	Net Gain (Loss)	\$0.00	(\$29,288.95)	(\$149,158.72)	(\$149,158.72)	+++	(\$39,371.34)



Income Statement

Through 11/30/24

Detail Listing

Include Rollup Account/Rollup to Account

Account	Account Description	Annual Budget Amount	MTD Actual Amount	YTD Actual Amount	Budget Less YTD Actual	% of Budget	Prior Year Total Actual
Fund Category Governmental Funds							
Fund Type Special Revenue Funds							
Fund 06 - Insurance Liability Fund							
REVENUE							
3001	General Property Tax	10,184.00	105.20	5,033.51	5,150.49	49	10,075.98
3020	Investment Income/(Loss)	2,300.00	668.14	2,847.96	(547.96)	124	3,434.49
3100	Interfund Transfers	395,108.00	.00	.00	395,108.00	0	317,082.72
REVENUE TOTALS		\$407,592.00	\$773.34	\$7,881.47	\$399,710.53	2%	\$330,593.19
EXPENSE							
5100	Insurance-General	227,031.00	.00	.00	227,031.00	0	149,903.16
5110	Worker's Compensation	157,593.00	.00	.00	157,593.00	0	147,092.70
5120	Unemployment Compensation	22,968.00	478.89	6,156.20	16,811.80	27	23,441.32
EXPENSE TOTALS		\$407,592.00	\$478.89	\$6,156.20	\$401,435.80	2%	\$320,437.18
Fund 06 - Insurance Liability Fund Totals							
REVENUE TOTALS		407,592.00	773.34	7,881.47	399,710.53	2%	330,593.19
EXPENSE TOTALS		407,592.00	478.89	6,156.20	401,435.80	2%	320,437.18
Fund 06 - Insurance Liability Fund Net Gain (Loss)		\$0.00	\$294.45	\$1,725.27	\$1,725.27	+++	\$10,156.01



Income Statement

Through 11/30/24

Detail Listing

Include Rollup Account/Rollup to Account

Account	Account Description	Annual Budget Amount	MTD Actual Amount	YTD Actual Amount	Budget Less YTD Actual	% of Budget	Prior Year Total Actual
Fund Category Governmental Funds							
Fund Type Special Revenue Funds							
Fund 08 - Social Security Fund							
REVENUE							
3001	General Property Tax	10,184.00	105.20	5,033.51	5,150.49	49	10,075.98
3010	State Replacement Tax	6,843.00	.00	1,912.41	4,930.59	28	6,327.95
3020	Investment Income/(Loss)	650.00	37.41	985.07	(335.07)	152	1,458.17
3100	Interfund Transfers	443,181.00	.00	.00	443,181.00	0	361,040.29
	REVENUE TOTALS	\$460,858.00	\$142.61	\$7,930.99	\$452,927.01	2%	\$378,902.39
EXPENSE							
8060	Social Security Tax	460,858.00	33,232.85	190,346.66	270,511.34	41	387,660.50
	EXPENSE TOTALS	\$460,858.00	\$33,232.85	\$190,346.66	\$270,511.34	41%	\$387,660.50
Fund 08 - Social Security Fund Totals							
	REVENUE TOTALS	460,858.00	142.61	7,930.99	452,927.01	2%	378,902.39
	EXPENSE TOTALS	460,858.00	33,232.85	190,346.66	270,511.34	41%	387,660.50
Fund 08 - Social Security Fund	Net Gain (Loss)	\$0.00	(\$33,090.24)	(\$182,415.67)	(\$182,415.67)	+++	(\$8,758.11)
Fund Type Special Revenue Funds Totals							
	REVENUE TOTALS	1,361,344.00	1,296.16	26,643.59	1,334,700.41	2%	1,006,526.73
	EXPENSE TOTALS	1,361,344.00	63,380.90	356,492.71	1,004,851.29	26%	1,044,500.17
Fund Type Special Revenue Funds	Net Gain (Loss)	\$0.00	(\$62,084.74)	(\$329,849.12)	(\$329,849.12)	+++	(\$37,973.44)



Income Statement

Through 11/30/24

Detail Listing

Include Rollup Account/Rollup to Account

Account	Account Description	Annual Budget Amount	MTD Actual Amount	YTD Actual Amount	Budget Less YTD Actual	% of Budget	Prior Year Total Actual
Fund Category Governmental Funds							
Fund Type Capital Projects Funds							
Fund 03 - Construction & Development Fund							
REVENUE							
3001	General Property Tax	111,838.00	1,154.88	55,272.28	56,565.72	49	111,704.37
3020	Investment Income/(Loss)	150,000.00	29,679.53	174,923.15	(24,923.15)	117	474,880.10
3030	Federal & State Grants	3,224,507.00	.00	.00	3,224,507.00	0	395,579.13
3041	Miscellaneous Income	25,000.00	500.00	6,051.69	18,948.31	24	7,879.24
3051	Rentals- Agriculture	432,150.00	57,130.00	161,701.75	270,448.25	37	488,954.10
3053	Golf Courses	180,000.00	.00	45,000.00	135,000.00	25	450,787.92
REVENUE TOTALS		\$4,123,495.00	\$88,464.41	\$442,948.87	\$3,680,546.13	11%	\$1,929,784.86
EXPENSE							
5070	Professional Fees	3,957,975.00	46,462.22	542,785.08	3,415,189.92	14	537,280.99
6095	ADA Projects	36,367.00	.00	.00	36,367.00	0	.00
7050	Land Area Development	6,382,224.00	610,512.61	1,006,449.75	5,375,774.25	16	591,654.14
7060	Restoration	1,246,347.00	5,453.00	235,968.23	1,010,378.77	19	990,135.24
8030	Miscellaneous Fees	.00	.00	.00	.00	+++	186,570.18
8070	Interfund Transfers	500,000.00	.00	.00	500,000.00	0	1,826,963.00
EXPENSE TOTALS		\$12,122,913.00	\$662,427.83	\$1,785,203.06	\$10,337,709.94	15%	\$4,132,603.55
Fund 03 - Construction & Development Fund Totals							
REVENUE TOTALS		4,123,495.00	88,464.41	442,948.87	3,680,546.13	11%	1,929,784.86
EXPENSE TOTALS		12,122,913.00	662,427.83	1,785,203.06	10,337,709.94	15%	4,132,603.55
Fund 03 - Construction & Development Fund Net Gain (Loss)		(\$7,999,418.00)	(\$573,963.42)	(\$1,342,254.19)	\$6,657,163.81	17%	(\$2,202,818.69)



Income Statement

Through 11/30/24

Detail Listing

Include Rollup Account/Rollup to Account

Account	Account Description	Annual Budget Amount	MTD Actual Amount	YTD Actual Amount	Budget Less YTD Actual	% of Budget	Prior Year Total Actual
Fund Category Governmental Funds							
Fund Type Capital Projects Funds							
Fund 05 - Land Acquisition Fund							
REVENUE							
3020	Investment Income/(Loss)	75,000.00	17,883.57	114,421.96	(39,421.96)	153	432,787.65
3030	Federal & State Grants	1,000,000.00	.00	990,000.00	10,000.00	99	.00
3041	Miscellaneous Income	.00	.00	2,320.00	(2,320.00)	+++	19,598.90
	REVENUE TOTALS	\$1,075,000.00	\$17,883.57	\$1,106,741.96	(\$31,741.96)	103%	\$452,386.55
EXPENSE							
5180	Consulting Services	5,000.00	.00	.00	5,000.00	0	1,826.00
5190	Surveys & Appraisals	30,000.00	.00	1,425.00	28,575.00	5	25,535.00
7080	Land Acquisition	10,436,305.00	.00	4,961,686.02	5,474,618.98	48	1,785,125.08
8030	Miscellaneous Fees	.00	.00	.00	.00	+++	55,000.00
	EXPENSE TOTALS	\$10,471,305.00	\$0.00	\$4,963,111.02	\$5,508,193.98	47%	\$1,867,486.08
Fund 05 - Land Acquisition Fund Totals							
	REVENUE TOTALS	1,075,000.00	17,883.57	1,106,741.96	(31,741.96)	103%	452,386.55
	EXPENSE TOTALS	10,471,305.00	.00	4,963,111.02	5,508,193.98	47%	1,867,486.08
	Fund 05 - Land Acquisition Fund Net Gain (Loss)	(\$9,396,305.00)	\$17,883.57	(\$3,856,369.06)	\$5,539,935.94	41%	(\$1,415,099.53)



Income Statement

Through 11/30/24

Detail Listing

Include Rollup Account/Rollup to Account

Account	Account Description	Annual Budget Amount	MTD Actual Amount	YTD Actual Amount	Budget Less YTD Actual	% of Budget	Prior Year Total Actual
Fund Category Governmental Funds							
Fund Type Capital Projects Funds							
Fund 11 - Mitigation							
REVENUE							
3020	Investment Income/(Loss)	115,000.00	4,998.86	44,304.23	70,695.77	39	191,373.14
3096	Stream Mitigation Credit	.00	.00	.00	.00	+++	385,630.00
3100	Interfund Transfers	500,000.00	.00	.00	500,000.00	0	3,426,963.00
	REVENUE TOTALS	\$615,000.00	\$4,998.86	\$44,304.23	\$570,695.77	7%	\$4,003,966.14
EXPENSE							
5070	Professional Fees	3,292,577.00	246,172.38	730,372.00	2,562,205.00	22	4,583,754.30
	EXPENSE TOTALS	\$3,292,577.00	\$246,172.38	\$730,372.00	\$2,562,205.00	22%	\$4,583,754.30
	Fund 11 - Mitigation Totals						
	REVENUE TOTALS	615,000.00	4,998.86	44,304.23	570,695.77	7%	4,003,966.14
	EXPENSE TOTALS	3,292,577.00	246,172.38	730,372.00	2,562,205.00	22%	4,583,754.30
	Fund 11 - Mitigation Net Gain (Loss)	(\$2,677,577.00)	(\$241,173.52)	(\$686,067.77)	\$1,991,509.23	26%	(\$579,788.16)
	Fund Type Capital Projects Funds Totals						
	REVENUE TOTALS	5,813,495.00	111,346.84	1,593,995.06	4,219,499.94	27%	6,386,137.55
	EXPENSE TOTALS	25,886,795.00	908,600.21	7,478,686.08	18,408,108.92	29%	10,583,843.93
	Fund Type Capital Projects Funds Net Gain (Loss)	(\$20,073,300.00)	(\$797,253.37)	(\$5,884,691.02)	\$14,188,608.98	29%	(\$4,197,706.38)



Income Statement

Through 11/30/24

Detail Listing

Include Rollup Account/Rollup to Account

Account	Account Description	Annual Budget Amount	MTD Actual Amount	YTD Actual Amount	Budget Less YTD Actual	% of Budget	Prior Year Total Actual
Fund Category Governmental Funds							
Fund Type Debt Service Funds							
Fund 04 - Debt Service Fund							
REVENUE							
3001	General Property Tax	15,708,869.00	162,210.52	7,763,169.02	7,945,699.98	49	15,700,804.35
3010	State Replacement Tax	6,843.00	.00	1,912.41	4,930.59	28	6,327.95
3020	Investment Income/(Loss)	350,000.00	118,682.33	392,531.49	(42,531.49)	112	598,518.37
REVENUE TOTALS		\$16,065,712.00	\$280,892.85	\$8,157,612.92	\$7,908,099.08	51%	\$16,305,650.67
EXPENSE							
8030	Miscellaneous Fees	7,000.00	.00	825.00	6,175.00	12	4,800.00
8040	Bond Expense	12,965,000.00	.00	.00	12,965,000.00	0	12,430,000.00
8050	Interest Expense	2,359,057.00	.00	.00	2,359,057.00	0	2,880,456.26
EXPENSE TOTALS		\$15,331,057.00	\$0.00	\$825.00	\$15,330,232.00	0%	\$15,315,256.26
Fund 04 - Debt Service Fund Totals							
REVENUE TOTALS		16,065,712.00	280,892.85	8,157,612.92	7,908,099.08	51%	16,305,650.67
EXPENSE TOTALS		15,331,057.00	.00	825.00	15,330,232.00	0%	15,315,256.26
Fund 04 - Debt Service Fund Net Gain (Loss)		\$734,655.00	\$280,892.85	\$8,156,787.92	\$7,422,132.92	1,110%	\$990,394.41
Fund Type Debt Service Funds Totals							
REVENUE TOTALS		16,065,712.00	280,892.85	8,157,612.92	7,908,099.08	51%	16,305,650.67
EXPENSE TOTALS		15,331,057.00	.00	825.00	15,330,232.00	0%	15,315,256.26
Fund Type Debt Service Funds Net Gain (Loss)		\$734,655.00	\$280,892.85	\$8,156,787.92	\$7,422,132.92	1,110%	\$990,394.41
Fund Category Governmental Funds Totals							
REVENUE TOTALS		35,276,632.00	729,385.53	15,684,132.00	19,592,500.00	44%	35,214,295.94
EXPENSE TOTALS		55,338,278.00	1,834,465.05	11,851,318.60	43,486,959.40	21%	38,422,278.75
Fund Category Governmental Funds Net Gain (Loss)		(\$20,061,646.00)	(\$1,105,079.52)	\$3,832,813.40	\$23,894,459.40	(19%)	(\$3,207,982.81)



Income Statement

Through 11/30/24

Detail Listing

Include Rollup Account/Rollup to Account

Account	Account Description	Annual Budget Amount	MTD Actual Amount	YTD Actual Amount	Budget Less YTD Actual	% of Budget	Prior Year Total Actual
Fund Category Proprietary Funds							
Fund Type Enterprise Funds							
Fund 07 - Events & Cultural Fund							
REVENUE							
3020	Investment Income/(Loss)	40,000.00	8,923.33	40,920.23	(920.23)	102	77,689.06
3021	Adjustment to Accrued Income	.00	448.12	4,795.00	(4,795.00)	+++	4,147.60
3022	Schwab Gain/ (Loss) on Investment	.00	(812.50)	32,421.06	(32,421.06)	+++	48,069.51
3041	Miscellaneous Income	25,000.00	.00	.00	25,000.00	0	125,000.00
3054	Baseball Income	500,000.00	.00	175,000.00	325,000.00	35	500,000.00
REVENUE TOTALS		\$565,000.00	\$8,558.95	\$253,136.29	\$311,863.71	45%	\$754,906.17
EXPENSE							
5181	Banking Services	3,500.00	.00	1,708.50	1,791.50	49	3,281.50
7090	Depreciation	675,006.00	.00	.00	675,006.00	0	749,010.03
8040	Bond Expense	545,000.00	.00	.00	545,000.00	0	.00
8050	Interest Expense	60,810.00	.00	.00	60,810.00	0	75,058.00
8075	Amortization Expense	24,412.00	.00	.00	24,412.00	0	24,411.83
EXPENSE TOTALS		\$1,308,728.00	\$0.00	\$1,708.50	\$1,307,019.50	0%	\$851,761.36
Fund 07 - Events & Cultural Fund Totals							
REVENUE TOTALS		565,000.00	8,558.95	253,136.29	311,863.71	45%	754,906.17
EXPENSE TOTALS		1,308,728.00	.00	1,708.50	1,307,019.50	0%	851,761.36
Fund 07 - Events & Cultural Fund Net Gain (Loss)		(\$743,728.00)	\$8,558.95	\$251,427.79	\$995,155.79	(34%)	(\$96,855.19)
Fund Type Enterprise Funds Totals							
REVENUE TOTALS		565,000.00	8,558.95	253,136.29	311,863.71	45%	754,906.17
EXPENSE TOTALS		1,308,728.00	.00	1,708.50	1,307,019.50	0%	851,761.36
Fund Type Enterprise Funds Net Gain (Loss)		(\$743,728.00)	\$8,558.95	\$251,427.79	\$995,155.79	(34%)	(\$96,855.19)
Fund Category Proprietary Funds Totals							
REVENUE TOTALS		565,000.00	8,558.95	253,136.29	311,863.71	45%	754,906.17
EXPENSE TOTALS		1,308,728.00	.00	1,708.50	1,307,019.50	0%	851,761.36
Fund Category Proprietary Funds Net Gain (Loss)		(\$743,728.00)	\$8,558.95	\$251,427.79	\$995,155.79	(34%)	(\$96,855.19)
Grand Totals							
REVENUE TOTALS		35,841,632.00	737,944.48	15,937,268.29	19,904,363.71	44%	35,969,202.11
EXPENSE TOTALS		56,647,006.00	1,834,465.05	11,853,027.10	44,793,978.90	21%	39,274,040.11
Grand Total Net Gain (Loss)		(\$20,805,374.00)	(\$1,096,520.57)	\$4,084,241.19	\$24,889,615.19	(20%)	(\$3,304,838.00)