



# Kane County

## KC American Rescue Plan Committee

### Agenda

Government Center  
719 S. Batavia Ave., Bldg. A  
Geneva, IL 60134

SANCHEZ, Kenyon, Bates, Gumz, Lenert, Molina, Strathmann, Surges & Tepe

---

**Wednesday, October 25, 2023**

**10:30 AM**

**County Board Room**

---

1. **Call To Order**
2. **Roll Call**
3. **Remote Attendance Requests**
4. **Approval of Minutes: September 27, 2023**
5. **Public Comment (Agenda Items)**
6. **Discussion Items:**
  - A. ARP Committee Report
  - B. Other Committee Matters
7. **New Business**
  - A. **Resolution:** Authorizing the Use of State and Local Fiscal Recovery Funds to Fund St. Charles Branch Court Security Cameras for the Kane County Information Technologies Department
8. **Old Business**
9. **Executive Session (if needed)**
10. **Public Comment (Non-Agenda Items)**
11. **Adjournment**

STATE OF ILLINOIS )  
COUNTY OF KANE ) SS.

**PRESENTATION/DISCUSSION NO. TMP-23-1487**

**ARP COMMITTEE REPORT**

## Summary of Program Information

Summary	
Total ARPA Award	\$ 103,413,041
Total Allocated	88,025,044
Remaining Unallocated	<u>\$ 15,387,997</u>

Total Allocated	\$ 88,025,044
Allocated and Resolved	36,149,827
Remaining Allocated to be Resolved	<u>\$ 51,875,217</u>

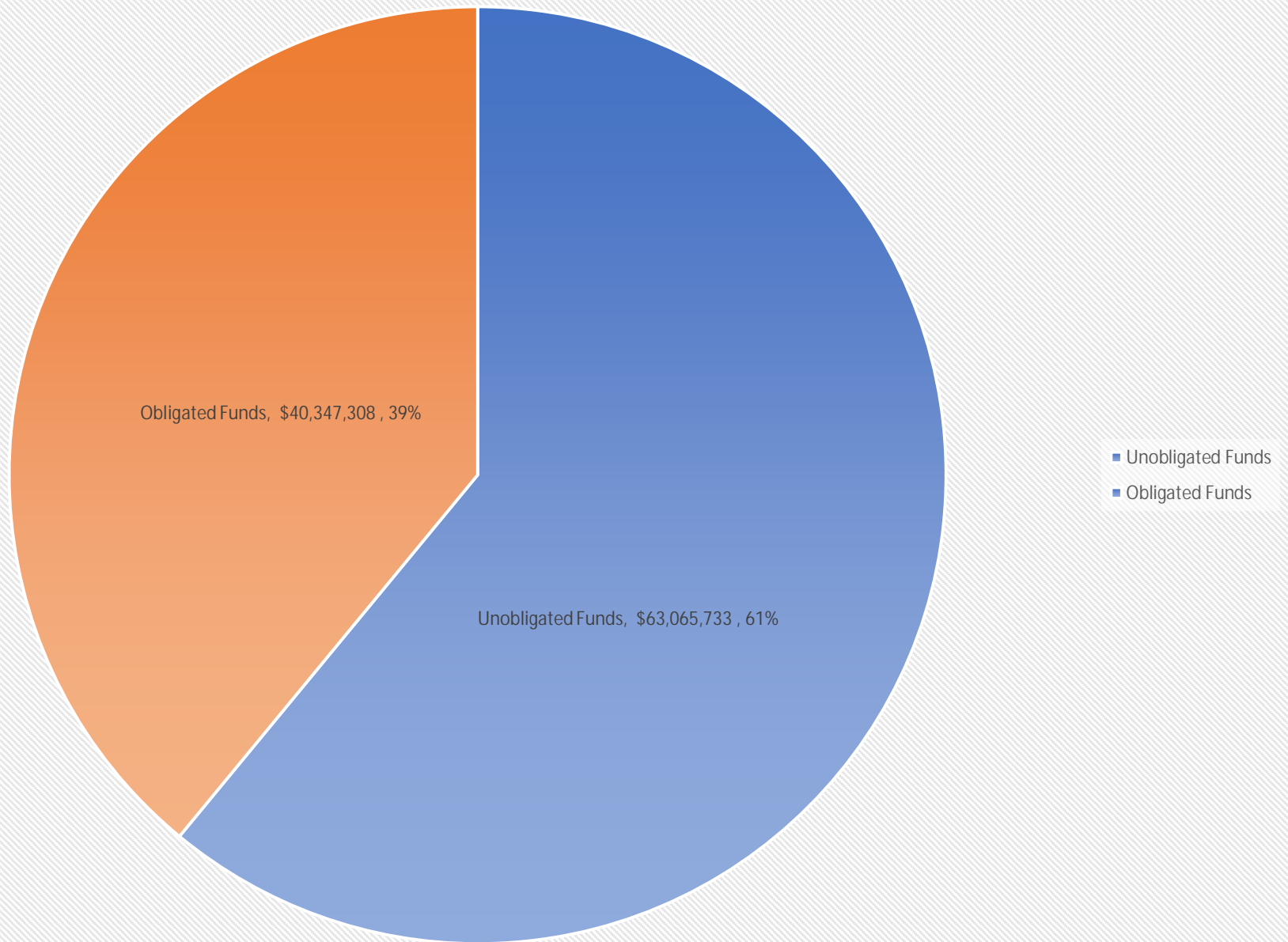
Total ARPA Award	\$ 103,413,041
Expended through 6/30/23	23,194,731
Remaining to Spend	<u>\$ 80,218,310</u>

Breakdown by Project Totals						
Project Type	Count of Projects	Allocated	Resolved	Obligated	Expenditures through 6/30/23	Resolved, to be Obligated
External Grants	19	\$ 20,161,913	\$ 10,534,999	\$ 4,999,999	\$ 2,471,441	\$ 5,535,000
Government Activities	45	58,957,965	32,435,052	18,712,169	16,408,534	13,722,883
Professional Services	7	8,905,166	8,905,166	8,095,023	4,314,756	810,143
Total	71	\$ 88,025,044	\$ 51,875,217	\$ 31,807,191	\$ 23,194,731	\$ 20,068,026

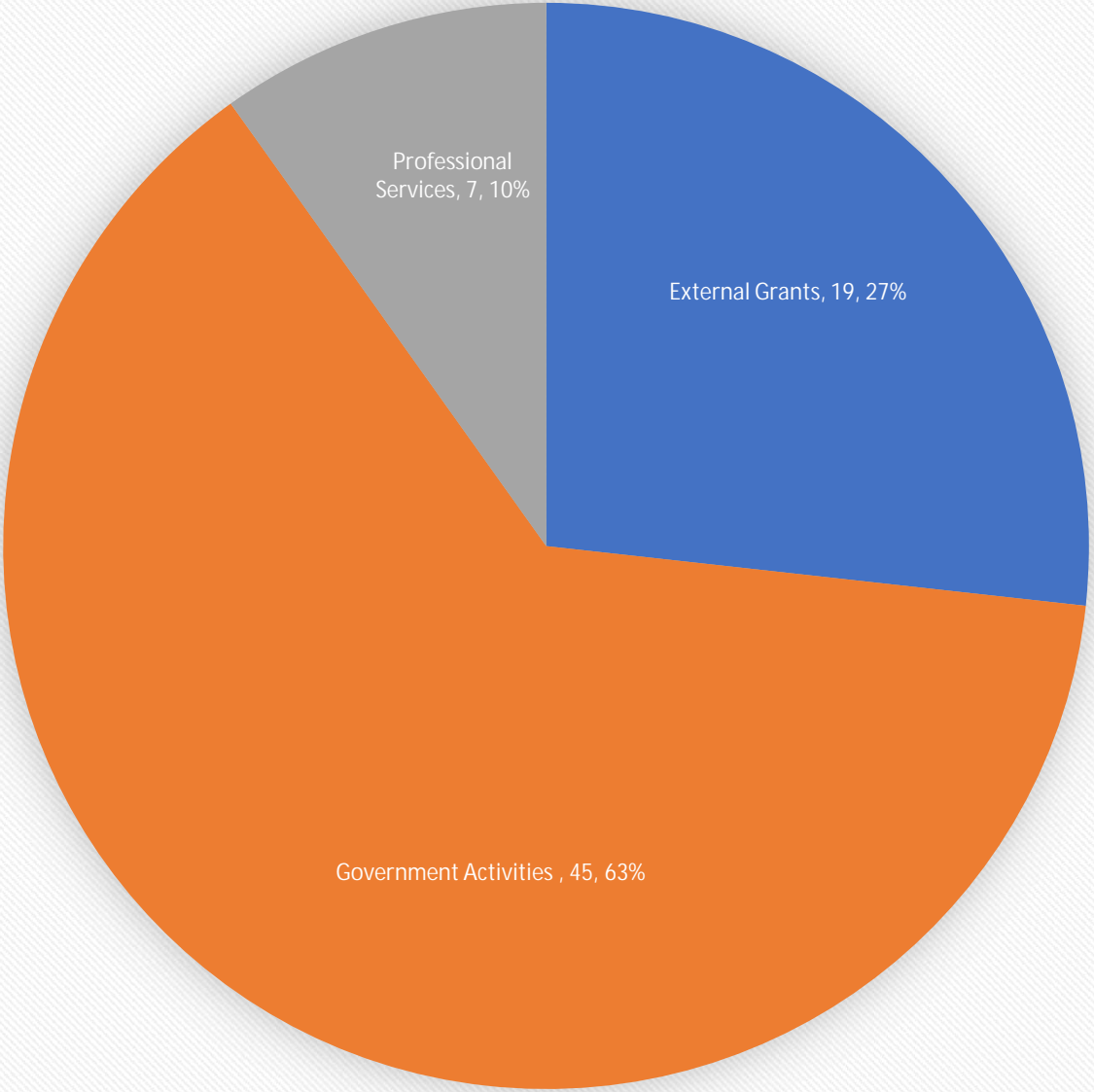
Breakdown by Expenditure Category Totals						
Expenditure Category	Count of Projects	Allocated	Resolved	Obligated	Expenditures through 6/30/23	Resolved, to be Obligated
EC1: Public Health	11	\$ 7,921,434	\$ 6,881,434	\$ 6,581,434	\$ 4,123,902	\$ 300,000
EC2: Negative Economic Impacts	10	10,836,539	9,780,999	4,999,999	2,471,441	4,781,000
EC3: Public Sector Capacity	15	23,129,106	16,176,205	10,469,379	10,469,379	5,706,826
EC4: Premium Pay	-	-	-	-	-	-
EC5: Infrastructure	13	2,679,000	2,086,000	-	-	2,086,000
EC6: Revenue Replacement	1	14,553,279	14,553,279	7,396,279	5,252,907	7,157,000
EC7: Administrative	3	2,360,100	2,397,300	2,360,100	877,101	37,200
Assessment in Progress	18	26,545,586	-	-	-	-
Totals	71	\$ 88,025,044	\$ 51,875,217	\$ 31,807,191	\$ 23,194,731	\$ 20,068,026

Definitions	
Resolved	The County has passed a resolution authorizing the project and use of funds.
Allocated	The County has a plan for the funding, but it may not have been formally obligated yet.
Obligated	The County has passed a resolution authorizing the project and use of funds, and the project has been reported to the Treasury in the Quarterly Reporting cycle
External Grant	The project is operated by an entity that is not part of the government, or involves payments to external entities.
Government Activities	The project is operated by a government entity.
Professional Services	A project to hire consultants to perform a task on behalf of the County. (Contact Tracing, Admin, Research, etc.)

## Funds Obligated by Resolution



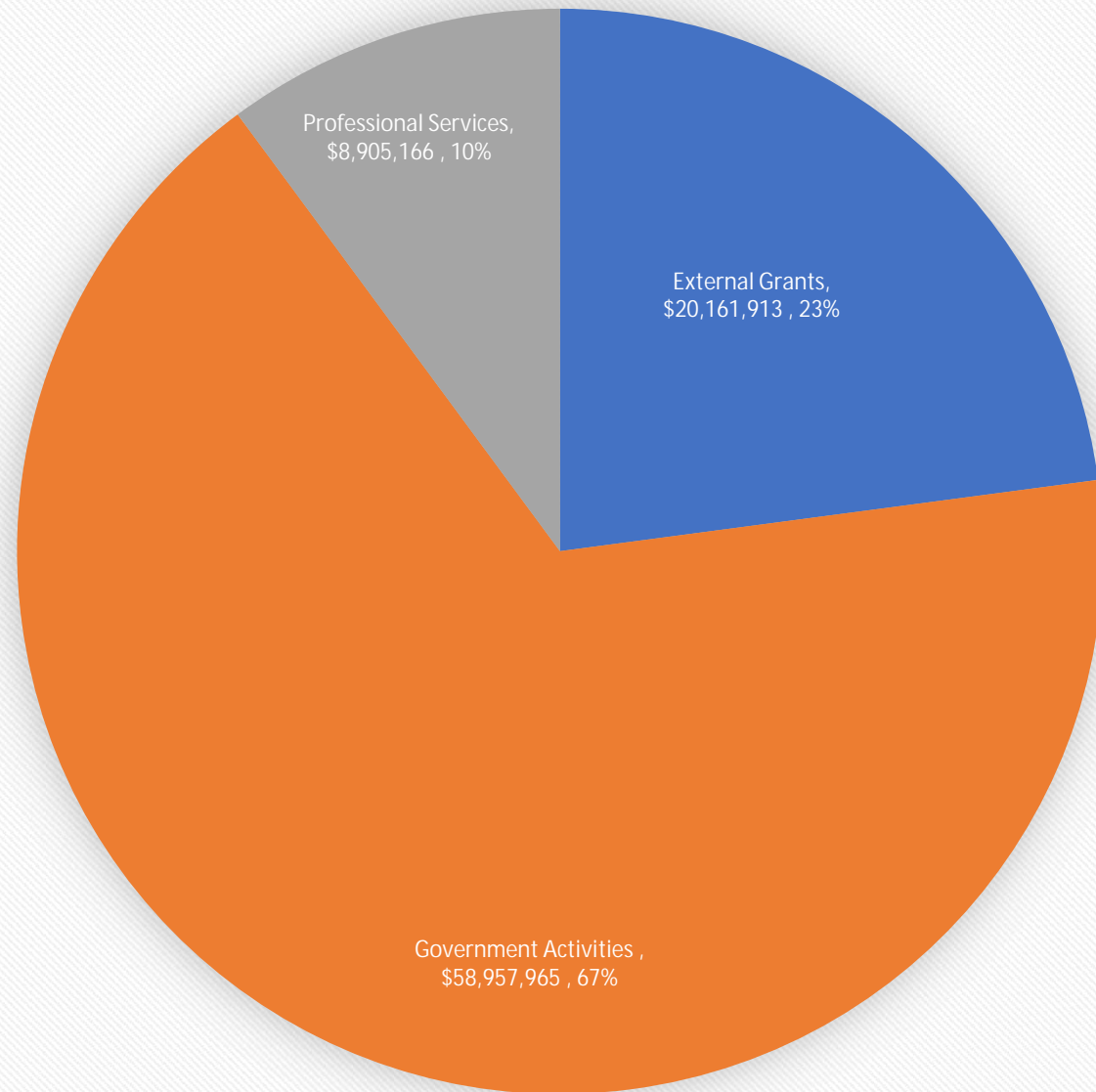
Distribution of Projects by Count



■ External Grants   ■ Government Activities   ■ Professional Services

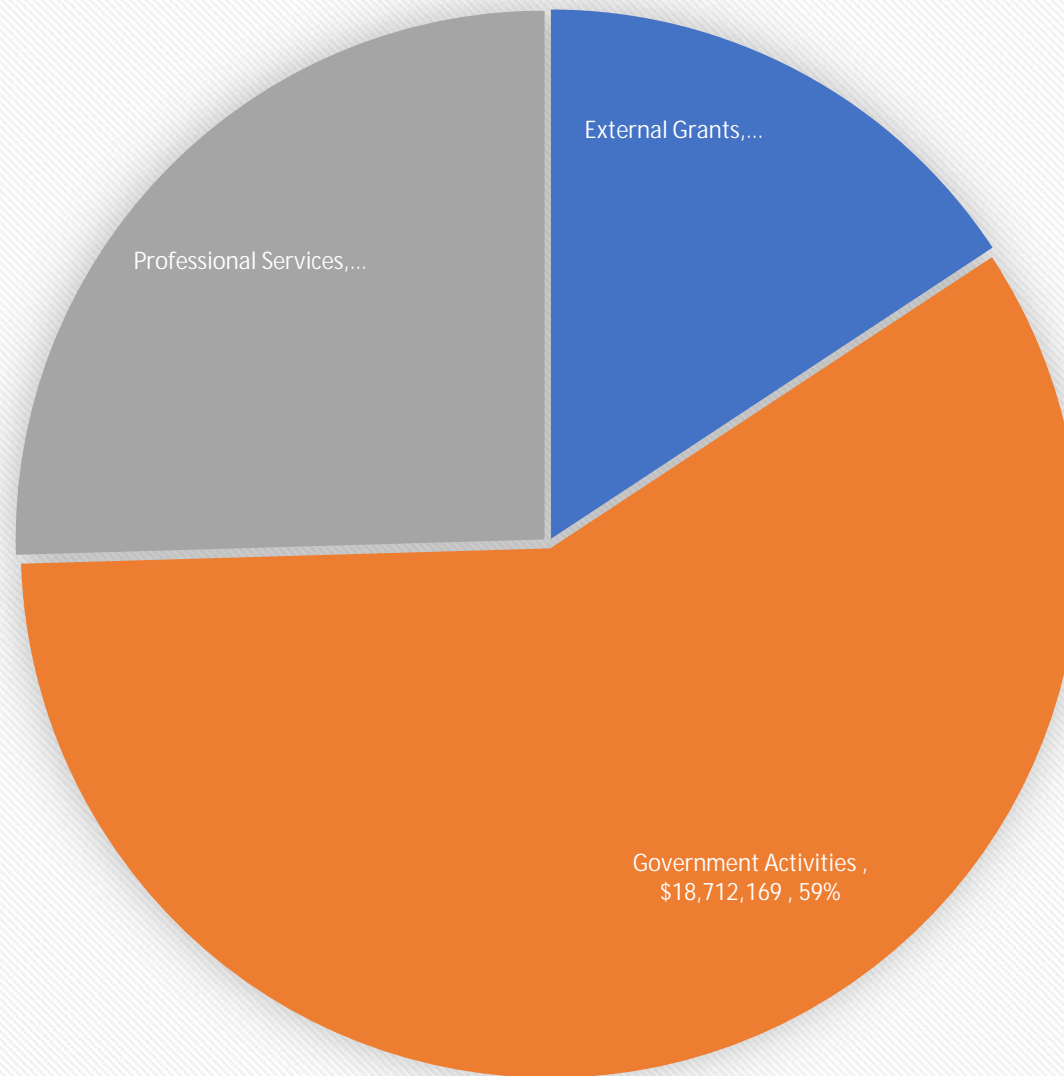


## Expected Expenditure by Type (\$)



■ External Grants ■ Government Activities ■ Professional Services

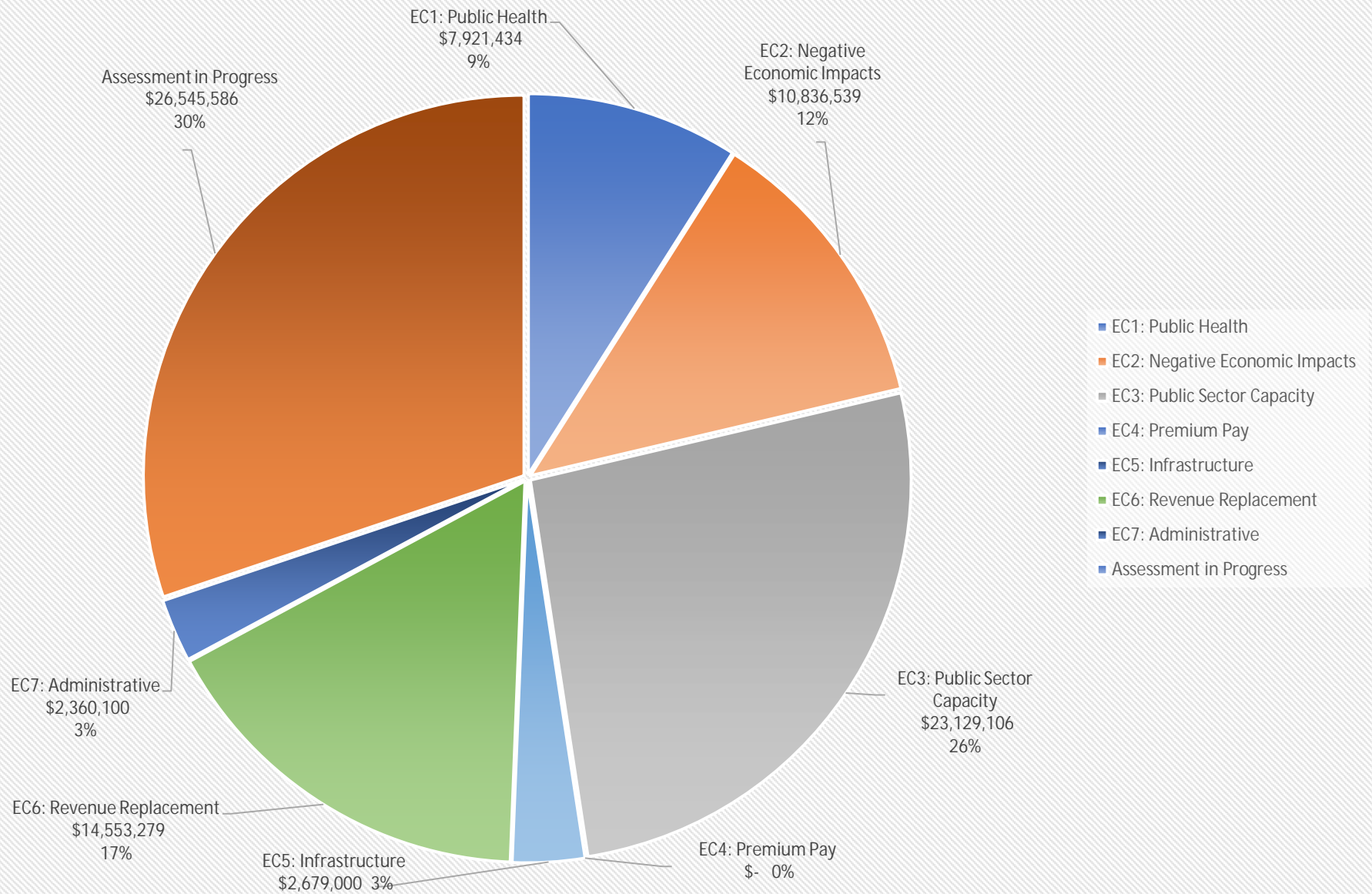
## Obligated by Type (\$)



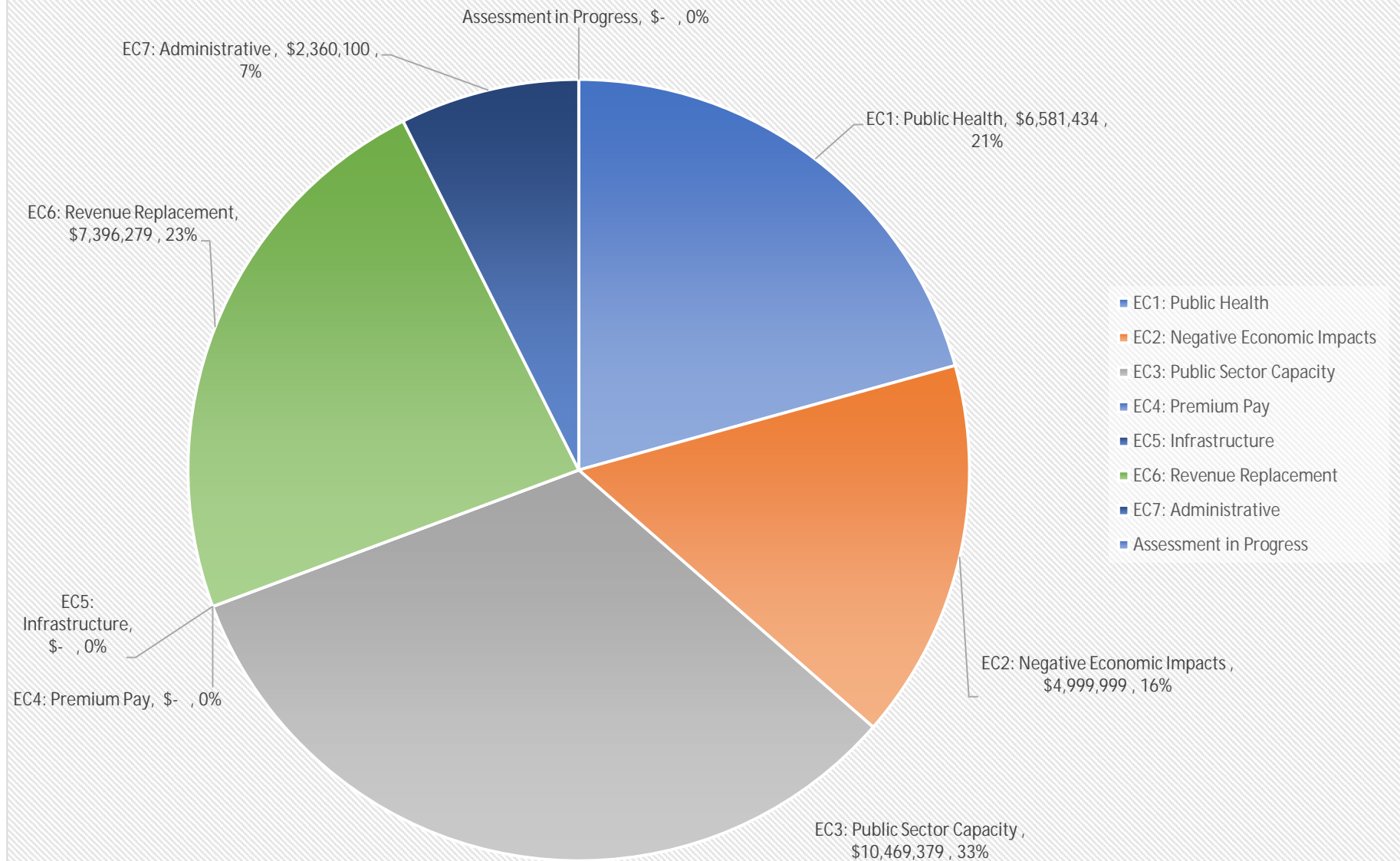
■ External Grants ■ Government Activities ■ Professional Services



## Resolved and Proposed Projects by Expenditure Category (\$)

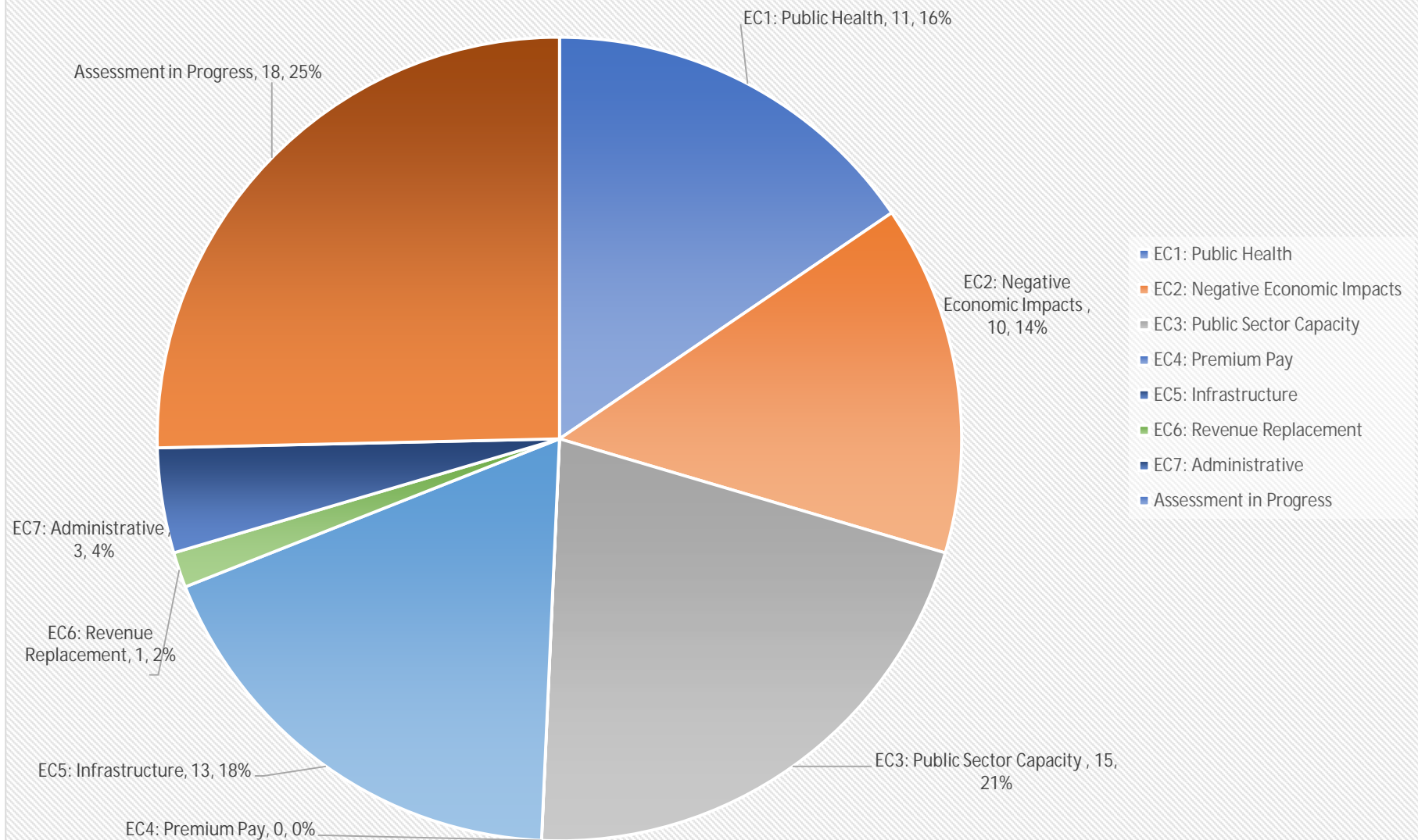


## Obligated by Expenditure Category





## Resolved and Proposed Projects by Expenditure Category by Count



CSGP Summary Information

Section 1 - Overall Program Metrics and Key Program Dates						
	Mental Health I	Mental Health II	Food Pantry	Shelters	Total	
Number of Grantees	6	24	12	4	46	
Amounts of Grants	\$ 2,000,000	\$ 1,000,000	\$ 250,000	\$ 750,000	\$ 4,000,000	
Average Amount of Grant	\$ 333,333	\$ 41,667	\$ 20,833	\$ 187,500	\$ 86,957	
Amount of Submitted Expenses	\$ 1,479,130	\$ 637,797	\$ 243,096	\$ 580,289	\$ 2,940,312	
Percent of Grant total	74%	64%	97%	77%	74%	
Amount Disbursed	\$ 1,424,880	\$ 588,699	\$ 243,096	\$ 358,023	\$ 2,614,698	
Percent of Grant Total	71%	59%	97%	48%	65%	
Remaining Grant Amount	\$ 520,870	\$ 362,203	\$ 6,904	\$ 169,711	\$ 1,059,688	
Percent of Grant total	26%	36%	3%	23%	26%	

Section 2 - Key Program Dates		
Key Date	Tranche 1	Tranche 2
NOFA Published	12/20/2021	12/20/2021
Open Applications	12/21/2021	12/21/2021
Closed Applications	1/31/2022	1/31/2022
Sent Award Notices	2/8/2022	3/22/2022
Contracting Beg.	3/10/2022	4/13/2022
Contracting End	4/1/2022	6/9/2022
Expenses Submission Beg.	4/25/2022	4/27/2022
Expenses Submission End	3/31/2024	3/31/2024
Days Since Submission Beg.	539	537
Days To Submission End	167	167

Section 3 - Reimbursement Metrics						
	Mental Health I	Mental Health II	Food Pantry	Shelters	Total	% of Total
Grantees that Submitted Expenses	6	19	12	4	41	89%
Grantees that have not Submitted Expenses	0	5	0	0	5	11%
Total Grant Reimbursement Submissions	18	28	16	9	71	N/A
Status based on total Grant Reimbursement Submissions						
Expenses Under Review	-	-	-	-	0	0%
Amount Awaiting Grantee Response	-	2	-	1	3	7%
Pending Disbursement	1	1	-	-	2	4%
Disbursed	5	16	12	3	36	78%
Status based on total amount Granted						
Amount of Submitted Expenses	\$ 1,479,130	\$ 637,797	\$ 243,096	\$ 580,289	\$ 2,940,312	74%
Average Amount of Submitted Expenses	\$ 246,522	\$ 26,575	\$ 20,258	\$ 145,072	\$ 32,704	N/A
Average Percent of Total Award Submitted	74%	64%	97%	77%	74%	74%
Amount in Review	\$ -	\$ -	\$ -	\$ -	\$ -	0%
Amount Awaiting Grantee Response	\$ -	\$ 36,100	\$ -	\$ 28,968	\$ 65,068	2%
Amount Pending Disbursement	\$ 54,250	\$ 12,998	\$ -	\$ 193,298	\$ 260,546	7%
Amount Disbursed	\$ 1,424,880	\$ 588,699	\$ 243,096	\$ 358,023	\$ 2,614,698	65%

Section 4 - Remaining Grant Categories			
Category	Number of Grantee	Percent of Total	Number of Days Pre-Submission
100% of Grant Remaining	5	11%	379
75%-99% of Grant Remaining	1	2%	358
50%-74% of Grant Remaining	3	7%	92
25%-49% of Grant Remaining	4	9%	168
1%-24% of Grant Remaining	5	11%	55
0% of Grant Remaining	27	59%	80

Section 5-Completed Packet Statistics	
Packets Submitted to Finance	37
Average Number of Pages/Submission	76

Section 6 - Big 6 - Disbursed Funds	
Organization	Total Amount Disbursed
Association for Individual Development	\$ 278,750
Ecker Center for Behavioral Health	\$ 212,454
Family Counseling Service of Aurora	\$ 266,000
Family Service Association of Greater Elgin Area	\$ 265,567
Mutual Ground, Inc.	\$ 237,609
TriCity Family Services	\$ 164,500

CSGP Summary Information

Section 7 - Process Metrics and Trends								
Month	Expenses			Average Days			Technical Assistance (TA) Provided to Grantees	
	Submitted	Disbursement Paid in Each Month	Days Before Submission	Review including TA	County Processing	Submission to Payment	Avg TA (Days) Encounters	Avg Review Per TA (Day) Encounter
May-22	\$ 90,525	\$ -	24.0	29.5	9.5	39.0	2.5	11.8
Jun-22	\$ 571,829	\$ 35,000	38.1	33.3	11.9	45.3	2.8	11.9
Jul-22	\$ 217,006	\$ 57,784	58.0	24.8	12.3	37.0	2.3	11.0
Aug-22	\$ 266,041	\$ 305,341	62.7	13.3	12.7	26.0	2.0	6.6
Sep-22	\$ 260,530	\$ 606,401	59.2	11.4	8.4	19.8	1.8	6.3
Oct-22	\$ 215,193	\$ 417,682	44.6	3.4	7.6	11.0	0.8	4.3
Nov-22	\$ 55,710	\$ 66,879	90.3	41.3	5.3	46.7	3.7	11.3
Dec-22	\$ 370,593	\$ 252,433	69.3	3.9	9.4	13.3	1.1	3.4
Jan-23	\$ 16,434	\$ 2,271	-	13.0	9.5	22.5	0.0	0.0
Feb-23	\$ 113,344	\$ 73,434	69.0	32.0	5.3	37.3	1.3	24.0
Mar-23	\$ 186,416	\$ 163,730	-	8.7	4.3	13.0	0.7	13.0
Apr-23	\$ 29,412	\$ 82,334	-	17.3	-	17.3	0.0	0.0
May-23	\$ 115,293	\$ 123,335	-	57.0	-	57	0.5	114.0
Jun-23	\$ 25,350	\$ -	290.0	-	-	0	2.0	0.0
Jul-23	\$ 87,043	\$ -	159.0	-	-	0	1.5	0.0
Aug-23	\$ 240,118	\$ -	-	7.0	-	7.0	0.0	0.0
Total	\$ 2,047,427							



## Other External Grants Information

Program Name	Program Amount	Amount Disbursed	Amount Remaining
CASA Kane County Grant	\$ 1,000,000.00	\$ 348,205.29	\$ 332,062.47
TriCity Health Partnership Grant	100,000.00	-	-
Northern Illinois Foodbank Grant	2,500,000.00	-	2,500,000.00
Veterans' Service Organization Grants	\$ 650,000.00	\$ -	\$ -

Award Information by Recipient All External Grants											
Program Name	Subrecipient	Status of Last Submission	Award Amount	# of Submission Requests	Total Expenses Submitted	Expenses Under Review	Expenses Awaiting Info	Pending Disbursement	Amount Disbursed	Remaining Award Amount from Submitted Expenses	Review Submissions for Completion
Community Support Grant Program	African American Men of Unity (AAMOU)	Pending Disbursement	20,014.00	44,678	-	15,769.95	-	-	6,899.97	15,769.95	EY
Community Support Grant Program	Association for Individual Development	Pending Disbursement	333,333.00	44,676	54,250.00	333,000.00	-	-	54,250.00	333,000.00	EY
Community Support Grant Program	Aunt Martha's Health and Wellness, Inc.	No Submission	73,701.00	44,678	-	-	-	-	-	-	EY
Community Support Grant Program	Aurora Area Interfaith Food Pantry	Fully Disbursed	31,446.00	44,678	-	31,446.00	-	-	-	31,446.00	EY
Community Support Grant Program	Batavia Interfaith Food Pantry & Clothes Closet	Fully Disbursed	8,438.00	44,678	-	8,438.00	-	-	-	8,438.00	EY
Community Support Grant Program	Between Friends Food Pantry of Sugar Grove	Fully Disbursed	8,479.00	44,678	-	8,479.00	-	-	-	8,479.00	EY
Community Support Grant Program	Centro de Informacion	Partially Disbursed	16,488.00	44,678	-	9,595.40	-	-	-	9,595.40	EY
Community Support Grant Program	Changing Children's Worlds Foundation	Fully Disbursed	30,386.00	44,678	-	30,386.00	-	-	-	30,386.00	EY
Community Support Grant Program	Community Crisis Center, Inc.	Awaiting Additional Documentation	108,781.00	44,678	-	84,664.73	-	28,968.04	-	84,664.73	EY
Community Support Grant Program	D300 Food Pantry	Fully Disbursed	12,132.00	44,678	-	12,120.63	-	-	-	12,120.63	EY
Community Support Grant Program	Diocese of Rockford - Social Services dba Catholic Charities	Partially Disbursed	31,288.00	44,678	-	13,684.32	-	-	-	13,684.32	EY
Community Support Grant Program	Easterseals DuPage & Fox Valley	Fully Disbursed	53,156.00	44,678	-	53,156.00	-	-	-	53,156.00	EY

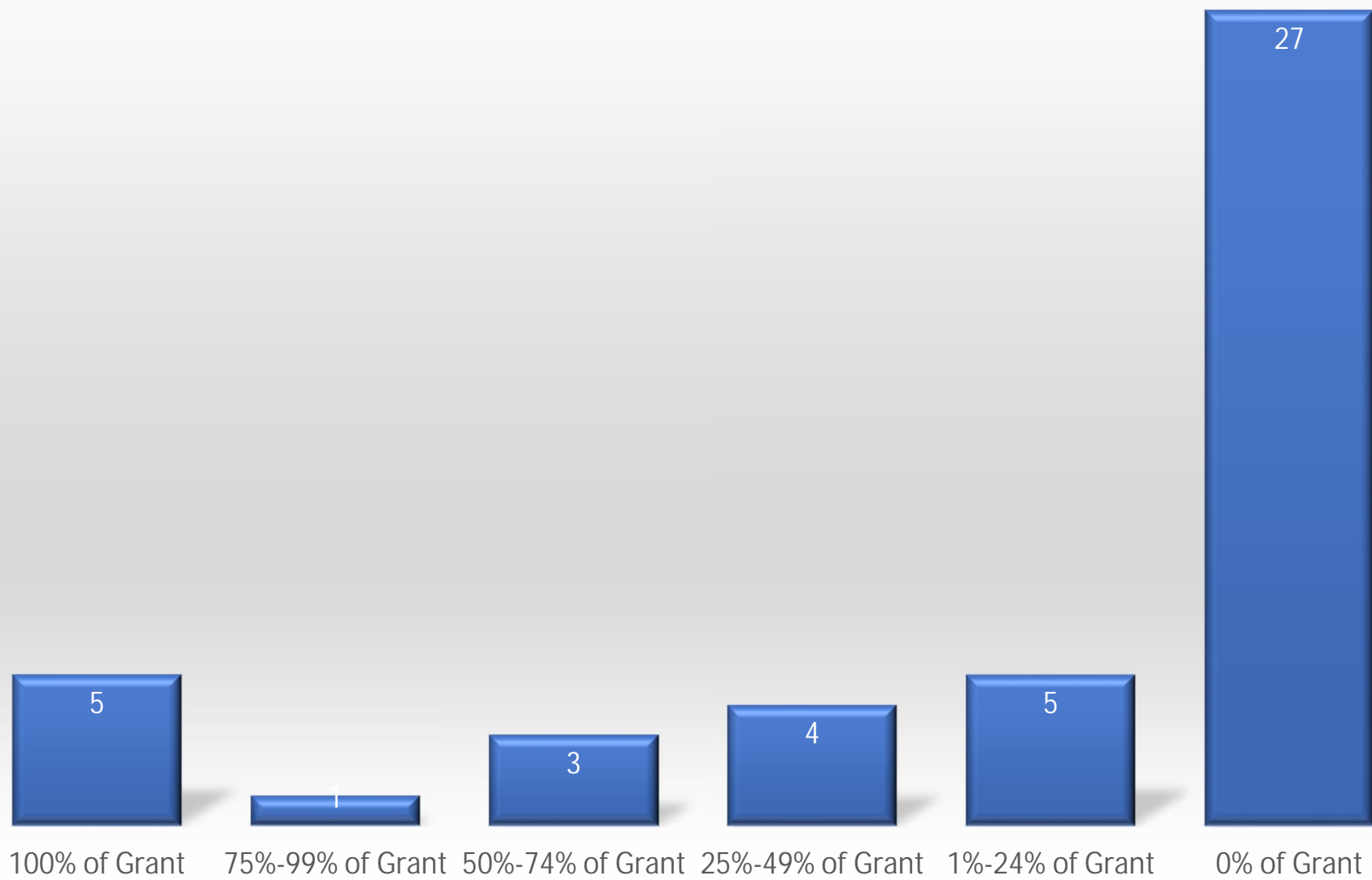
Community Support Grant Program	Ecker Center for Behavioral Health	Partially Disbursed	333,333.00	44,676	-	212,453.75	-	-	-	212,453.75	EY
Community Support Grant Program	Elderday Center Inc.	Fully Disbursed	41,784.00	44,678	-	41,784.00	-	-	-	41,784.00	EY
Community Support Grant Program	F.I.S.H. Food Pantry	Fully Disbursed	17,273.00	44,678	-	17,273.00	-	-	-	17,273.00	EY
Community Support Grant Program	Family Counseling Service of Aurora	Partially Disbursed	333,333.00	44,676	85,000.00	266,000.00	-	-	-	266,000.00	EY
Community Support Grant Program	Family Service Association of Greater Elgin Area	Partially Disbursed	333,333.00	44,676	-	265,567.35	-	-	-	265,567.35	EY
Community Support Grant Program	Food for Greater Elgin	Fully Disbursed	40,455.00	44,678	-	40,455.00	-	-	-	40,455.00	EY
Community Support Grant Program	Fox Valley Hands of Hope (FVHH)	Fully Disbursed	43,685.00	44,678	-	43,685.00	-	-	-	43,685.00	EY
Community Support Grant Program	Fox Valley Special Recreation Foundation	No Submission	34,807.00	44,678	-	-	-	-	-	-	EY
Community Support Grant Program	Friends of the Kane County Child Advocacy Center	Awaiting Additional Documentation	44,098.00	44,678	-	25,350.00	-	25,350.00	-	25,350.00	EY
Community Support Grant Program	Gateway Foundation Inc.	No Submission	59,371.00	44,678	-	-	-	-	-	-	EY
Community Support Grant Program	Holy Angels Food Pantry	Fully Disbursed	12,281.00	44,678	-	12,281.00	-	-	-	12,281.00	EY
Community Support Grant Program	Kairos Counseling Center, Inc.	Fully Disbursed	32,793.00	44,678	-	32,793.00	-	-	-	32,793.00	EY
Community Support Grant Program	Lazarus House	Fully Disbursed	188,326.00	44,678	-	188,326.00	-	-	-	188,326.00	EY
Community Support Grant Program	Lighthouse Foundation	Fully Disbursed	40,544.00	44,678	-	40,544.00	-	-	-	40,544.00	EY
Community Support Grant Program	Marie Wilkinson Food Pantry	Fully Disbursed	17,562.00	44,678	-	17,562.00	-	-	-	17,562.00	EY

Community Support Grant Program	Mutual Ground, Inc.	Partially Disbursed	333,333.00	44,676	-	237,609.29	-	-	-	237,609.29	EY
Community Support Grant Program	National Alliance on Mental Illness	Fully Disbursed	68,650.00	44,678	-	68,650.00	-	-	-	68,650.00	EY
Community Support Grant Program	Northern Illinois Food Bank	Fully Disbursed	68,430.00	44,678	9,378.35	68,430.00	-	-	-	68,430.00	EY
Community Support Grant Program	Open Door Health Center of Illinois	Fully Disbursed	25,786.00	44,678	8,469.60	25,786.54	-	-	-	25,786.54	EY
Community Support Grant Program	PADS of Elgin, Inc.	Pending Disbursement	190,971.00	44,678	-	190,971.00	76,971.00	-	-	190,971.00	EY
Community Support Grant Program	Public Action to Deliver Shelter, Inc. d/b/a Hesed House	Pending Disbursement	261,921.00	44,678	-	116,326.92	-	-	116,326.92	116,326.92	EY
Community Support Grant Program	RITAS Ministry	Fully Disbursed	41,454.00	44,678	-	41,454.00	-	-	-	41,454.00	EY
Community Support Grant Program	Saint Charles Episcopal Church - Food Ministries	Fully Disbursed	4,702.00	44,678	-	4,702.00	-	-	-	4,702.00	EY
Community Support Grant Program	Senior Services Associates, Inc.	No Submission	49,635.00	44,678	-	-	-	-	-	-	EY
Community Support Grant Program	Simply Destinee	Fully Disbursed	32,411.00	44,678	-	32,411.00	-	-	-	32,411.00	EY
Community Support Grant Program	Society of St. Vincent De Paul Council of Rockford Diocese	Fully Disbursed	29,353.00	44,678	-	29,353.00	-	-	-	29,408.99	EY
Community Support Grant Program	Suicide Prevention Services	Fully Disbursed	51,254.00	44,678	-	51,254.00	-	-	-	51,254.00	EY
Community Support Grant Program	Talented Tenth Social Services, Inc.	Awaiting Additional Documentation	50,634.00	44,678	-	47,679.97	-	10,750.00	-	47,679.97	EY
Community Support Grant Program	The Joshua Tree Community	Fully Disbursed	21,958.00	44,678	-	21,958.00	-	-	-	21,958.00	EY

Community Support Grant Program	The Kaneland Foundation	Fully Disbursed	16,000.00	44,678	-	16,000.00	-	-	-	16,000.00	EY
Community Support Grant Program	The Salvation Army Tri-City Corps	Fully Disbursed	12,314.00	44,678	-	12,314.00	-	-	-	12,314.00	EY
Community Support Grant Program	TriCity Family Services	Partially Disbursed	333,333.00	44,676	-	164,500.00	-	-	-	164,500.00	EY
Community Support Grant Program	VNA Health Care	No Submission	76,280.00	44,678	-	-	-	-	-	-	EY
Community Support Grant Program	YWCA Metropolitan Chicago	Pending Disbursement	30,958.00	44,678	-	6,097.78	6,097.78	-	-	6,097.78	EY
CASA Kane County Grant	CASA Kane County	Expenses Under Review	1,000,000.00	2	667,937.53	319,732.24			348,205.29	332,062.47	EY
TriCity Health Partnership Grant	TriCity Health Partnership	Pending Disbursement	100,000.00	1	100,000.00	-	-	100,000.00	-	-	EY
Northern Illinois Foodbank Grant	Northern Illinois Foodbank	No Submission	2,500,000.00	-	-	-	-	-	-	2,500,000.00	EY
Veterans' Service Organization Grants	11 Organizations	Expenses Under Review	650,000.00	11	650,000.00	650,000.00	-	-	-	-	PM



## % of Grant Remaining by Count of Subrecipients





WHEREAS, to assist the County in determining whether the project is an eligible use of SLFRF under ARPA, the Final Rule, and the related guidance issued by the United States Department of the Treasury, the ARPC consultant, Ernst and Young, has reviewed the Kane County Information Technologies Department's request for SLFRF for St. Charles Branch Court Security Cameras for the purpose of responding to the COVID-19 public emergency or its negative economic impacts and completed an assessment regarding the project's eligibility under the US Department of Treasury Guideline and Rules, Section EC3: Public Health-Negative Economic Impact: Public Sector Capacity, Subcategory 3.5: Public Sector Capacity: Administrative Needs and additional Categories 1.3: COVID-19 Contact Tracing. (see Exhibit A); and

WHEREAS, the ARPC recommends that the Kane County Board authorizes the use SLFRF in the amount of \$72,000 (Seventy-Two Thousand Dollars) to fund the St. Charles Branch Court Security Cameras for the Kane County Information Technologies Department, to be spent during the ARPA period of performance and in accordance with the ARPA, the Final Rule and related guidance issued by the United States Department of the Treasury, and any other Federal, State or local laws and regulations.

NOW, THEREFORE, BE IT RESOLVED that the Kane County Board the Kane County Board hereby authorizes the Kane County Information Technologies Department use of State and Local Fiscal Recovery Funds in the amount of \$72,000 (Seventy-Two Thousand Dollars) to be used for St. Charles Branch Court Security Cameras, in accordance with the American Rescue Plan Act of 2021, the Final Rule, and related guidance issued by the United States Department of the Treasury, and any other Federal, State or local laws and regulations.

NOW, THEREFORE, BE IT FURTHER RESOLVED by the Kane County Board that the following adjustment be made to the Fiscal Year 2023 budget:

355.800.66832.99500	Transfer to Fund 500	\$72,000
355.800.668.85000	Allowance for Budget Expense	(\$72,000)
500.800.805.89000	Addition to Fund Balance	\$72,000
500.800.000.39355	Transfer from Fund	\$72,000

*Line Item:* See Above

*Line Item Description:* See Above

*Was Personnel/Item/Service approved in original budget or a subsequent budget revision?* No

*Are funds currently available for this Personnel/Item/Service in the specific line item?* Yes

*If funds are not currently available in the specified line item, where are the funds available?*

N/A

Passed by the Kane County Board on November 14, 2023.

---

John A. Cunningham, MBA, J.D.  
Clerk, County Board  
Kane County, Illinois

---

Corinne M. Pierog MA, MBA  
Chairman, County Board  
Kane County, Illinois

Vote:



## RESOLUTION / ORDINANCE EXECUTIVE SUMMARY ADDENDUM

### **Title**

Authorizing the Use of State and Local Fiscal Recovery Funds to Fund St. Charles Branch Court Security Cameras for the Kane County Information Technologies Department

### **Committee Flow:**

American Rescue Plan Committee, Executive Committee, County Board

### **Contact:**

Jarett Sanchez, 630.444.1224

### **Budget Information:**

Was this item budgeted? No	Appropriation Amount: \$72,000
If not budgeted, explain funding source: Multiple Sources	

### **Summary:**

This resolution hereby authorizes the Kane County Information Technologies Department use of State and Local Fiscal Recovery Funds in the amount of \$72,000 (Seventy-Two Thousand Dollars) to be used for St. Charles Branch Court Security Cameras, in accordance with the American Rescue Plan Act of 2021, the Final Rule, and related guidance issued by the United States Department of the Treasury, and any other Federal, State or local laws and regulations.



**A Proposed Program Name**

St Charles Branch Court Security Cameras

**B Proposed Program Summary**

The Kane County St Charles Branch Court, Circuit Clerk, Diagnostics Center, and other offices/services located at the building require a new camera and security system to manage and secure the facilities for the visiting public and staff. The installation of the camera system would coincide with the Sheriff and Judiciary camera project be accomplished as a change order to the Sheriff's project.

## Questions:

- 1) Contractual services were provided on the budget. Will the County be using a third party to install, monitor or maintain the security cameras? **Yes, the county will use a vendor to install and maintain the cameras, but county staff will monitor the cameras.**
- 2) The payments for contractual services end in 2026. Will the proposed program require funding beyond the eligible period of ARPA SLFRF funds? If so, what will the estimated ongoing costs be? Will the security camera equipment require maintenance costs that will be incurred after 2026? **Yes, there will be a need for contractual services beyond 2026, but the county is prepared to budget for those expenses. The ongoing contractual cost beyond 2026 will be \$1,360 a year.**
- 3) For any government building mentioned in the application, has there been an increased security burden stemming from the pandemic? **Yes, there has been an increased burden to in determining who has been in the buildings related to contact tracing, additional screening of visitors based on symptoms they may be exhibiting, the need to keep people spaced out more and keep security staff socially distanced when possible. Additional cameras allows staff to monitor areas without needed to be in with visitors as often which keeps down the spread of Covid. There has also been an increased security need to protect critical infrastructure and this location has court records, a court room and critical fiber connections for the county government and the 16th Judicial Circuit Court.**

**C Proposed Program Risk Considerations and Requirements Summary**

CCTV Cameras in a public facing government building may be eligible as a technological system to support the County's ability to conduct contact tracing in the event of an outbreak. It could also be eligible as an increased administrative burden incurred as a result of the pandemic. Due to the pandemic the County needed to be able to identify who had been in contact with each other. Being able to visually identify the proximity of people in the facility would assist in contact tracing by clarifying who was more likely to have been exposed to Covid-19. The presence of additional cameras to enable the County to operate the facility with fewer people, and spread employees out could also reduce the impact of an exposure on the ability of the judiciary to operate.

## Questions:

- 1) Has this installation already occurred (if so, when)?

**D Program Assessment Details**

Complete the below Program Assessment Checklist. For instructions/guidance on using the below checklist please see the User Guide

<b>D.1</b>	Select the appropriate broad SLFRF category applicable to this project	Responding to the public health and negative economic impacts of the pandemic
<b>D.2</b>	Select SLFRF Expenditure Category	EC3
<b>D.3</b>	SLFRF Expenditure Category Description	3: Public Health-Negative Economic Impact: Public Sector Capacity
<b>D.4</b>	Select SLFRF Expenditure Subcategory	3.5 Public Sector Capacity: Administrative Needs
<b>D.5</b>	Additional SLFRF Expenditure Categories for consideration	1.3 COVID-19 Contact Tracing^
<b>D.6</b>	Comments regarding additional SLFRF Expenditure Categories	Security cameras provide necessary safety measures that allow courts to operate effectively.
<b>D.7</b>	Are the beneficiaries Populations Presumed Eligible?	Not Applicable
<b>D.8</b>	Which Populations Presumed Eligible does the proposed program intend to serve?	Not Applicable
<b>D.9</b>	Is the Populations Presumed Eligible analysis conducted on each applicant or based on geographic area(s)?	Not Applicable

<b>D.10</b>	Is the proposed project related to an industry other than Tourism, Travel, or Hospitality?	Not Applicable
<b>D.11</b>	Is the proposed project an enumerated use?	No
<b>D.12</b>	Does the proposed project include subrecipients/beneficiaries?	Not Applicable
<b>D.13</b>	What is the estimated number of subrecipients/beneficiaries?	Not Applicable
<b>D.14</b>	Will the County be using a partner/subrecipient to administer the program?	No
<b>D.15</b>	Will the proposed program require funding beyond the eligible period of ARPA SLFRF funds?	Yes
<b>D.16</b>	Estimated ongoing costs beyond ARPA SLFRF eligibility period	\$1360 per year
<b>D.17</b>	Is the proposed project/expenditure solely related to ARPA SLFRF eligible uses?	Yes
<b>D.18</b>	Percentage of project estimated to be ARPA SLFRF eligible	100%
<b>D.19</b>	Does the proposed project include capital expenditures	Yes
<b>D.20</b>	Is the capital expenditure an enumerated use (Select One)	No - the proposed capital expenditure is not an enumerated use
<b>D.21</b>	Select the appropriate range of expected capital expenditures	Less than \$1 million
<b>D.22</b>	Is a Written Justification Required	No
<b>D.23</b>	Does the project include required programmatic data	Yes
<b>D.24</b>	Does the application indicate the program is designed to address equitable outcomes?	Yes

<b>E</b>	<b>ARPA SLFRF Eligible Cost Category Designation - Items D.1 through D.6</b>
	<p>CCTV Cameras in a public facing government building may be eligible as a technological system to support the County's ability to conduct contact tracing in the event of an outbreak. It could also be eligible as an increased administrative burden incurred as a result of the pandemic. Due to the pandemic the County needed to be able to identify who had been in contact with each other. Being able to visually identify the proximity of people in the facility would assist in contact tracing by clarifying who was more likely to have been exposed to Covid-19. The presence of additional cameras to enable the County to operate the facility with fewer people, and spread employees out could also reduce the impact of an exposure on the ability of the judiciary to operate.</p> <p>3.5: Public Sector Capacity Administrative Needs</p> <ul style="list-style-type: none"> <li>• "Technology infrastructure resources to improve access to and the user experience of government information technology systems, including upgrades to hardware and software as well as improvements to public-facing websites or to data management systems, to increase public access and improve public delivery of government programs and services (including in the judicial, legislative, or executive branches)." (P. 4388)</li> <li>• "This also includes using funds for increased repair or maintenance needs to respond to significantly greater use of public facilities during the pandemic (e.g., increased use of parks resulting in damage or increased need for maintenance)." (P. 4388-4389)</li> <li>• "The final rule maintains the interim final rule's provision that allows for broader modernization of cybersecurity, including hardware, software, and protection of critical infrastructure as an eligible provision of government services, to the extent of revenue loss due to the pandemic, under sections 602(c)(1)(C) and 603(c)(1)(C)." (P. 4422)</li> <li>• "Treasury highlights that recipients are subject to the prohibition on use of grant funds to procure or obtain certain telecommunications and video surveillance services or equipment as outlined in 2 CFR 200.216 and 2 CFR 200.471 and clarifies that modernization of cybersecurity for existing and new broadband networks are eligible uses of funds under sections 602(c)(1)(D) and 603(c)(1)(D)." (P.4418)</li> </ul> <p>1.3: Covid-19 Contract Tracing</p> <ul style="list-style-type: none"> <li>• "(A) COVID-19 mitigation and prevention in a manner that is consistent with recommendations and guidance from the Centers for Disease Control and Prevention, including vaccination programs and incentives; testing programs; contact tracing; isolation and quarantine; mitigation and prevention practices in congregate settings;" (pg. 4449)</li> </ul>

<b>F</b>	<b>ARPA SLFRF Eligibility Justification Requirements - Necessary with Item D.11 is marked "No"</b>
<b>F.1</b>	<b>Designating a Public Health Impact</b>
	N/A
<b>F.1a</b>	<b>Guidance:</b> See Final Rule, 87 Fed Reg 4343. There must be a negative public health impact or harm experienced by an individual or a class. For ease of administration, the interim final rule allowed, and the final rule maintains the ability for, recipients to identify a public health impact on a

population or group of individuals, referred to as a “class,” and to provide assistance to that class.

## **F.2 Designating a Negative Economic Impact**

**F.2a Guidance:** See Final Rule, 87 Fed Reg 4343. First, there must be a negative economic impact, or an economic harm, experienced by an individual or a class. The recipient should assess whether, and the extent to which, there has been an economic harm, such as loss of earnings or revenue, that resulted from the COVID–19 public health emergency. A recipient should first consider whether an economic harm exists and then whether this harm was caused or made worse by the COVID–19 public health emergency. Second, the response must be designed to address the identified economic harm or impact resulting from or exacerbated by the public health emergency. In selecting responses, the recipient must assess whether, and the extent to which, the use would respond to or address this harm or impact.

## **F.3 Description of how proposed program addresses/responds to harm and is reasonable**

**F.3a Guidance:** See Final Rule, 87 Fed Reg 4343. The program, service, or other intervention must address or respond to the identified impact or harm. The final rule maintains the interim final rule requirement that eligible uses under this category must be in response to the disease itself or other public health harms that it caused. Responses must be reasonably designed to benefit the individual or class that experienced the public health impact or harm. Uses of funds should be assessed based on their responsiveness to their intended beneficiaries and the ability of the response to address the impact or harm experienced by those beneficiaries. Responses must also be related and reasonably proportional to the extent and type of public health impact or harm experienced. Uses that bear no relation or are grossly disproportionate to the type or extent of harm experienced would not be eligible uses.

## **F.4 Assessment of whether identified industry is eligible**

N/A

**F.4a Guidance:** See Final Rule, 87 Fed Reg 4382. Simplified test. An industry is presumed to be impacted if the industry experienced employment loss of at least 8 percent. Specifically, a recipient should compare the percent change in the number of employees of the recipient’s identified industry and the national Leisure & Hospitality sector in the three months before the pandemic’s most severe impacts began (a straight three-month average of seasonally-adjusted employment data from December 2019, January 2020, and February 2020) with the latest data as of the final rule release (a straight three-month average of seasonally-adjusted employment data from September 2021, October 2021, and November 2021).

If an industry does not satisfy the test above or data are unavailable, the recipient may still designate the industry as impacted by demonstrating the following: the recipient can show that the totality of relevant major economic indicators demonstrate that the industry is experiencing comparable or worse economic impacts as the national tourism, travel, and hospitality industries at the time of the publication of the final rule, and that the impacts were generally due to the COVID–19 public health emergency. Recipients may rely on available economic data, government research publications, research from academic sources, and other quantitative sources for this determination. If quantitative data is unavailable, the recipient can rely on qualitative data to show that the industry is experiencing comparable or worse economic impacts as the national tourism, travel, and hospitality industries, and the impacts were generally due to the COVID–19 public health emergency. Recipients may rely on sources like community interviews, surveys, and research from relevant state and local government agencies.

**G** Capital Expenditure Evaluations - Complete if Item D.21 is marked as "Between \$1 m and \$10 m" or "Over 10 m"

**G.1** 1. Description of harm or need to be addressed

N/A

**G.1a** **Guidance:** See Final Rule, 87 Fed Reg 4390-4391. Recipients should provide a description of the specific harm or need to be addressed, and why the harm was exacerbated or caused by the public health emergency. When appropriate, recipients may provide quantitative information on the extent and type of the harm, such as the number of individuals or entities affected.

**G.2** 2. Explanation of why a capital expenditure is appropriate

N/A

**G.2a** **Guidance:** See Final Rule, 87 Fed Reg 4390-4391. Recipients should provide an independent assessment demonstrating why a capital expenditure is appropriate to address the specified harm or need. This should include an explanation of why existing capital equipment, property, or facilities would be inadequate to addressing the harm or need and why policy changes or additional funding to pertinent programs or services would be insufficient without the corresponding capital expenditures. Recipients are not required to demonstrate that the harm or need would be irremediable but for the additional capital expenditure; rather, they may show that other interventions would be inefficient, costly, or otherwise not reasonably designed to remedy the harm without additional capital expenditure.

3. Comparison of the proposed capital expenditure against alternative capital expenditures

**G.3** a. A comparison of the effectiveness of the capital expenditures in addressing the harm identified

N/A

**G.3a** **Guidance:** See Final Rule, 87 Fed Reg 4390-4391. Recipients should generally consider the effectiveness of the capital expenditures in addressing the harm over the useful life of the capital asset and may consider metrics such as the number of impacted or disproportionately impacted individuals or entities served, when such individuals or entities are estimated to be served, the relative time horizons of the project, and consideration of any uncertainties or risks involved with the capital expenditure.

**G.4** b. A comparison of the expected total cost of the capital expenditures

N/A

**G.4a** **Guidance:** See Final Rule, 87 Fed Reg 4390-4391. Recipients should consider the expected total cost of the capital expenditure required to construct, purchase, install, or improve the capital assets intended to address the public health or negative economic impact of the public health emergency. Recipients should include pre-development costs in their calculation and may choose to include information on ongoing operational costs, although this information is not required.

**H** Equitable Outcomes - Complete if item D.24 is populated with "Yes".

**H.1** Description of equitable outcome goal and how the proposed program expects to achieve this goal

Access to branch court and circuit court clerk records.