



Kane County

KC Public Service Committee

Agenda

Government Center
719 S. Batavia Ave., Bldg. A
Geneva, IL 60134

SANCHEZ, Young, Gripe, Gumz, Lewis, Surges, Tepe, ex-officios Roth (County Vice Chair)
and Pierog (County Chair)

Wednesday, December 18, 2024

9:00 AM

County Board Room

2025 Committee Goals

- Continue presenting all Public Service reports from each department
 - Continue receiving Committee member's feedback
-

- 1. Call To Order**
 - 2. Roll Call**
 - 3. Remote Attendance Requests**
 - 4. Approval of Minutes: November 21, 2024**
 - 5. Public Comment**
 - 6. Finance**
 - A. Monthly Report**
 - 7. Recorder**
 - A. Monthly Report**
 - 8. Treasurer / Collector**
 - A. Monthly Report**
 - 9. Supervisor of Assessments**
 - A. Monthly Report**
 - 10. Regional Office of Education**
 - 11. Veteran's Assistance Commission**
 - A. Monthly Report**
 - 12. County Clerk**
 - A. Monthly Report**
 - 13. Other Business**
-

- 14. Executive Session (If Needed)**
- 15. Reports Placed On File**
- 16. Adjournment**

STATE OF ILLINOIS)

SS.

COUNTY OF KANE)

FINANCE REPORT NO. TMP-24-3303

MONTHLY REPORT

Committee Expense Budget Report - by Account Detail
Through November 30, 2024 (100.00% YTD, 96.15% Payroll Expense through Pay Period Ending 11/09/2024) DRAFT
***2019, 2020, 2021, 2022, 2023 Actual Full Fiscal Year**

| Department / Fund / Account Classification | 2019 Actual Amount* | 2020 Actual Amount* | 2021 Actual Amount* | 2022 Actual Amount* | 2023 Actual Amount* | 2023 Adopted Budget | 2023 YTD% Actual/Budget | 2024 Actual Amount | 2024 Adopted Budget | 2024 YTD% Actual/Budget | 2019 - 2024 Trend |
|---------------------------------------------|---------------------|---------------------|---------------------|---------------------|---------------------|---------------------|-------------------------|--------------------|---------------------|-------------------------|-------------------|
| 080 Building Management | \$ 130,000 | \$ 130,000 | \$ 130,000 | \$ 130,000 | \$ 160,017 | \$ 130,000 | 123.1% | \$ 166,418 | \$ 130,000 | 128.0% | |
| Expenses | \$ 130,000 | \$ 130,000 | \$ 130,000 | \$ 130,000 | \$ 160,017 | \$ 130,000 | 123.1% | \$ 166,418 | \$ 130,000 | 128.0% | |
| Contractual Services | \$ 130,000 | \$ 130,000 | \$ 130,000 | \$ 129,769 | \$ 160,017 | \$ 130,000 | 123.1% | \$ 166,418 | \$ 130,000 | 128.0% | |
| 52110 - Repairs and Maint- Buildings | \$ - | \$ - | \$ - | \$ - | \$ 13,686 | \$ - | 0.0% | \$ - | \$ - | 0.0% | |
| 088 Bldg Mgmt- ROE Office & Supplies | \$ - | \$ - | \$ - | \$ - | \$ 13,686 | \$ - | 0.0% | \$ - | \$ - | 0.0% | |
| 52210 - Building Lease | \$ 130,000 | \$ 130,000 | \$ 130,000 | \$ 129,769 | \$ 146,332 | \$ 130,000 | 112.6% | \$ 166,418 | \$ 130,000 | 128.0% | |
| 088 Bldg Mgmt- ROE Office & Supplies | \$ 130,000 | \$ 130,000 | \$ 130,000 | \$ 129,769 | \$ 146,332 | \$ 130,000 | 112.6% | \$ 166,418 | \$ 130,000 | 128.0% | |
| Commodities | \$ - | \$ - | \$ - | \$ 231 | \$ - | \$ - | 0.0% | \$ - | \$ - | 0.0% | |
| 60030 - Self-Mailer | \$ - | \$ - | \$ - | \$ - | \$ - | \$ - | 0.0% | \$ - | \$ - | 0.0% | |
| 088 Bldg Mgmt- ROE Office & Supplies | \$ - | \$ - | \$ - | \$ - | \$ - | \$ - | 0.0% | \$ - | \$ - | 0.0% | |
| 60040 - Postage | \$ - | \$ - | \$ - | \$ - | \$ - | \$ - | 0.0% | \$ - | \$ - | 0.0% | |
| 088 Bldg Mgmt- ROE Office & Supplies | \$ - | \$ - | \$ - | \$ - | \$ - | \$ - | 0.0% | \$ - | \$ - | 0.0% | |
| 63010 - Utilities- Electric | \$ - | \$ - | \$ - | \$ 231 | \$ - | \$ - | 0.0% | \$ - | \$ - | 0.0% | |
| 088 Bldg Mgmt- ROE Office & Supplies | \$ - | \$ - | \$ - | \$ 231 | \$ - | \$ - | 0.0% | \$ - | \$ - | 0.0% | |
| 64000 - Telephone | \$ - | \$ - | \$ - | \$ - | \$ - | \$ - | 0.0% | \$ - | \$ - | 0.0% | |
| 088 Bldg Mgmt- ROE Office & Supplies | \$ - | \$ - | \$ - | \$ - | \$ - | \$ - | 0.0% | \$ - | \$ - | 0.0% | |
| Grand Total | \$ 130,000 | \$ 130,000 | \$ 130,000 | \$ 130,000 | \$ 160,017 | \$ 130,000 | 123.1% | \$ 166,418 | \$ 130,000 | 128.0% | |

**Kane County Purchasing Card Information
Public Service Committee
November 2024 Statement**

| COUNTY CLERK | | | |
|-------------------------|--------------------------|-------------------------------|---------------------------|
| Transaction Date | Merchant Name | Additional Information | Transaction Amount |
| 10/31/2024 | AMZN MKTP US | AMZN.COM/BILL | \$41.98 |
| 11/1/2024 | AMAZON MKTPL | AMZN.COM/BILL | \$28.99 |
| 11/1/2024 | AMAZON MKTPL | AMZN.COM/BILL | \$48.53 |
| 11/2/2024 | AMAZON RETA* S60BO69P3 | WWW.AMAZON.CO | \$58.20 |
| 11/14/2024 | CHICAGO TRIB SUBSCRIPTIO | 312-546-7900 | \$40.00 |
| 11/19/2024 | HYATT PLACE BLOOMINGTON | NORMAL | \$257.28 |
| 11/19/2024 | HYATT PLACE BLOOMINGTON | 3094549288 | \$144.48 |
| 11/21/2024 | AMZN MKTP US | AMZN.COM/BILL | (\$41.98) |

Total: \$577.48

| VETERAN'S COMMISSION | | | |
|-----------------------------|----------------------|-------------------------------|---------------------------|
| Transaction Date | Merchant Name | Additional Information | Transaction Amount |
| 11/4/2024 | AMAZON MKTPL | AMZN.COM/BILL | \$32.18 |
| 11/14/2024 | THE MAP SHO | 800-532-6675 | \$38.99 |
| 11/27/2024 | FEDEX | ELGIN | \$9.99 |

Total: \$81.16

Total all: \$658.64

Committee Revenue Budget Report - by Account Detail
Through November 30, 2024 (100.00% YTD) DRAFT
***2019, 2020, 2021, 2022, 2023 Actual Full Fiscal Year**

| Department / Fund / Account Classification | 2019 Actual Amount* | 2020 Actual Amount* | 2021 Actual Amount* | 2022 Actual Amount* | 2023 Actual Amount* | 2023 Adopted Budget | 2023 YTD% Actual/Budget | 2024 Actual Amount | 2024 Adopted Budget | 2024 YTD% Actual/Budget | 2019 - 2024 Trend |
|-----------------------------------------------|---------------------|---------------------|---------------------|---------------------|---------------------|---------------------|-------------------------|--------------------|---------------------|-------------------------|-------------------|
| 150 Treasurer/Collector | \$ 1,878,237 | \$ 1,301,749 | \$ 2,892,980 | \$ 1,898,894 | \$ 2,213,794 | \$ 1,694,574 | 108.0% | \$ 2,289,521 | \$ 1,895,664 | 120.8% | |
| 001 General Fund | \$ 1,695,129 | \$ 1,264,117 | \$ 2,637,368 | \$ 1,740,387 | \$ 1,973,644 | \$ 1,521,000 | 116.2% | \$ 2,040,107 | \$ 1,545,000 | 132.0% | |
| Revenue | \$ 1,695,129 | \$ 1,264,117 | \$ 2,637,368 | \$ 1,740,387 | \$ 1,973,644 | \$ 1,521,000 | 116.2% | \$ 2,040,107 | \$ 1,545,000 | 132.0% | |
| Other | \$ - | \$ - | \$ - | \$ - | \$ - | \$ - | 0.0% | \$ - | \$ 4,000 | 0.0% | |
| 38900 - Miscellaneous Other | \$ - | \$ - | \$ - | \$ - | \$ - | \$ - | 0.0% | \$ - | \$ 4,000 | 0.0% | |
| Charges for Services | \$ - | \$ - | \$ - | \$ - | \$ - | \$ - | 0.0% | \$ - | \$ 20,000 | 0.0% | |
| 34850 - Treasurer/Collector Fees | \$ - | \$ - | \$ - | \$ - | \$ - | \$ - | 0.0% | \$ - | \$ 20,000 | 0.0% | |
| Transfers In | \$ 76,995 | \$ 86,697 | \$ 60,917 | \$ 96,515 | \$ 177,226 | \$ 21,000 | 89.4% | \$ 21,000 | \$ 21,000 | 100.0% | |
| 39000 - Transfer From Other Funds | \$ 76,995 | \$ 86,697 | \$ 60,917 | \$ - | \$ - | \$ - | 0.0% | \$ - | \$ - | 0.0% | |
| 39268 - Transfer from Sale and Error Fund 268 | \$ - | \$ - | \$ - | \$ 96,515 | \$ 177,226 | \$ 21,000 | 89.4% | \$ 21,000 | \$ 21,000 | 100.0% | |
| Fines | \$ 1,618,134 | \$ 1,177,420 | \$ 2,576,451 | \$ 1,643,872 | \$ 1,796,418 | \$ 1,500,000 | 119.8% | \$ 2,019,107 | \$ 1,500,000 | 134.6% | |
| 30010 - Back Taxes- Interest and Penalty | \$ 1,618,134 | \$ 1,177,420 | \$ 2,576,451 | \$ 1,643,872 | \$ 1,796,418 | \$ 1,500,000 | 119.8% | \$ 2,019,107 | \$ 1,500,000 | 134.6% | |
| 020 The Stipend Fund | \$ - | \$ - | \$ - | \$ - | \$ - | \$ - | 0.0% | \$ 6,500 | \$ - | 0.0% | |
| Revenue | \$ - | \$ - | \$ - | \$ - | \$ - | \$ - | 0.0% | \$ 6,500 | \$ - | 0.0% | |
| Reimbursements | \$ - | \$ - | \$ - | \$ - | \$ - | \$ - | 0.0% | \$ 6,500 | \$ - | 0.0% | |
| 37115 - State Stipend Certain EO and DH | \$ - | \$ - | \$ - | \$ - | \$ - | \$ - | 0.0% | \$ 6,500 | \$ - | 0.0% | |
| 150 Tax Sale Automation | \$ 92,069 | \$ 28,992 | \$ 128,315 | \$ 68,919 | \$ 127,950 | \$ 152,574 | 83.9% | \$ 118,636 | \$ 319,664 | 37.1% | |
| Revenue | \$ 92,069 | \$ 28,992 | \$ 128,315 | \$ 68,919 | \$ 127,950 | \$ 152,574 | 83.9% | \$ 118,636 | \$ 319,664 | 37.1% | |
| Interest Revenue | \$ 15,450 | \$ 8,771 | \$ (307) | \$ (10,506) | \$ 34,701 | \$ 6,000 | 578.4% | \$ 15,272 | \$ 25,561 | 59.7% | |
| 38000 - Investment Income | \$ 15,450 | \$ 8,771 | \$ (307) | \$ (10,506) | \$ 34,701 | \$ 6,000 | 578.4% | \$ 15,272 | \$ 25,561 | 59.7% | |
| Other | \$ 4,371 | \$ 3,891 | \$ 4,833 | \$ 4,262 | \$ 6,149 | \$ 79,574 | 7.7% | \$ 11,276 | \$ 185,103 | 6.1% | |
| 38900 - Miscellaneous Other | \$ 4,371 | \$ 3,891 | \$ 4,833 | \$ 4,262 | \$ 6,149 | \$ 4,000 | 153.7% | \$ 11,276 | \$ 4,000 | 281.9% | |
| 39900 - Fund Balance Utilization | \$ - | \$ - | \$ - | \$ - | \$ - | \$ 75,574 | 0.0% | \$ - | \$ 181,103 | 0.0% | |
| Charges for Services | \$ 72,248 | \$ 16,330 | \$ 97,889 | \$ 75,164 | \$ 87,100 | \$ 67,000 | 130.0% | \$ 92,088 | \$ 109,000 | 84.5% | |
| 34040 - Electronic Information Svcs Fees | \$ 25,220 | \$ 7,070 | \$ 39,065 | \$ 23,435 | \$ 25,130 | \$ 20,000 | 125.7% | \$ 26,510 | \$ 20,000 | 132.6% | |
| 34850 - Treasurer/Collector Fees | \$ 42,240 | \$ 2,280 | \$ 58,824 | \$ 46,450 | \$ 54,850 | \$ 42,000 | 130.6% | \$ 60,928 | \$ 42,000 | 145.1% | |
| 35420 - KEEP/C-PACE Admin Fees | \$ - | \$ 400 | \$ - | \$ - | \$ 2,400 | \$ - | 0.0% | \$ - | \$ 42,000 | 0.0% | |
| 35900 - Miscellaneous Fees | \$ 4,788 | \$ 6,580 | \$ - | \$ 5,279 | \$ 4,720 | \$ 5,000 | 94.4% | \$ 4,650 | \$ 5,000 | 93.0% | |
| Transfers In | \$ - | \$ - | \$ 25,900 | \$ - | \$ - | \$ - | 0.0% | \$ - | \$ - | 0.0% | |
| 39000 - Transfer From Other Funds | \$ - | \$ - | \$ 25,900 | \$ - | \$ - | \$ - | 0.0% | \$ - | \$ - | 0.0% | |
| 268 Sale & Error | \$ 91,040 | \$ 8,640 | \$ 127,297 | \$ 89,588 | \$ 112,200 | \$ 21,000 | 56.6% | \$ 124,278 | \$ 31,000 | 400.9% | |
| Revenue | \$ 91,040 | \$ 8,640 | \$ 127,297 | \$ 89,588 | \$ 112,200 | \$ 21,000 | 56.6% | \$ 124,278 | \$ 31,000 | 400.9% | |
| Interest Revenue | \$ 15,494 | \$ 8,640 | \$ (264) | \$ (7,452) | \$ 28,653 | \$ - | 0.0% | \$ 9,663 | \$ 6,000 | 161.1% | |
| 38000 - Investment Income | \$ 15,494 | \$ 8,640 | \$ (264) | \$ (7,452) | \$ 28,653 | \$ - | 0.0% | \$ 9,663 | \$ 6,000 | 161.1% | |
| Other | \$ - | \$ - | \$ - | \$ - | \$ - | \$ - | 0.0% | \$ - | \$ 4,000 | 0.0% | |
| 38900 - Miscellaneous Other | \$ - | \$ - | \$ - | \$ - | \$ - | \$ - | 0.0% | \$ - | \$ 4,000 | 0.0% | |
| 39900 - Fund Balance Utilization | \$ - | \$ - | \$ - | \$ - | \$ - | \$ - | 0.0% | \$ - | \$ - | 0.0% | |
| Charges for Services | \$ 75,546 | \$ - | \$ 94,161 | \$ 97,040 | \$ 83,547 | \$ 21,000 | 397.8% | \$ 114,615 | \$ 21,000 | 545.8% | |
| 34115 - Sale in Error Fee | \$ 75,546 | \$ - | \$ 94,161 | \$ 97,040 | \$ 83,547 | \$ 21,000 | 397.8% | \$ 114,615 | \$ 21,000 | 545.8% | |
| Transfers In | \$ - | \$ - | \$ 33,400 | \$ - | \$ - | \$ - | 0.0% | \$ - | \$ - | 0.0% | |
| 39000 - Transfer From Other Funds | \$ - | \$ - | \$ 33,400 | \$ - | \$ - | \$ - | 0.0% | \$ - | \$ - | 0.0% | |
| Grand Total | \$ 1,878,237 | \$ 1,301,749 | \$ 2,892,980 | \$ 1,898,894 | \$ 2,213,794 | \$ 1,694,574 | 108.0% | \$ 2,289,521 | \$ 1,895,664 | 120.8% | |

Committee Expense Budget Report - by Account Detail
Through November 30, 2024 (100.00% YTD, 96.15% Payroll Expense through Pay Period Ending 11/09/2024) DRAFT
***2019, 2020, 2021, 2022, 2023 Actual Full Fiscal Year**

| Department / Fund / Account Classification | 2019 Actual Amount* | 2020 Actual Amount* | 2021 Actual Amount* | 2022 Actual Amount* | 2023 Actual Amount* | 2023 Adopted Budget | 2023 YTD% Actual/Budget | 2024 Actual Amount | 2024 Adopted Budget | 2024 YTD% Actual/Budget | 2019 - 2024 Trend |
|-------------------------------------------------|---------------------|---------------------|---------------------|---------------------|---------------------|---------------------|-------------------------|--------------------|---------------------|-------------------------|-------------------|
| 150 Treasurer/Collector | \$ 842,570 | \$ 778,795 | \$ 895,929 | \$ 985,515 | \$ 1,165,845 | \$ 1,064,403 | 82.2% | \$ 950,652 | \$ 1,164,080 | 80.3% | |
| 001 General Fund | \$ 659,971 | \$ 684,603 | \$ 814,070 | \$ 889,000 | \$ 906,093 | \$ 890,829 | 84.8% | \$ 829,156 | \$ 813,416 | 99.5% | |
| Expenses | \$ 659,971 | \$ 684,603 | \$ 814,070 | \$ 889,000 | \$ 906,093 | \$ 890,829 | 84.8% | \$ 829,156 | \$ 813,416 | 99.5% | |
| Personnel Services- Salaries & Wages | \$ 525,399 | \$ 581,098 | \$ 626,934 | \$ 679,309 | \$ 717,435 | \$ 681,681 | 105.2% | \$ 700,609 | \$ 662,981 | 102.7% | |
| 40000 - Salaries and Wages | \$ 525,399 | \$ 600,476 | \$ 626,934 | \$ 679,309 | \$ 717,435 | \$ 681,681 | 105.2% | \$ 700,609 | \$ 662,981 | 105.7% | |
| 40003 - Cost of Living Increase | \$ - | \$ - | \$ - | \$ - | \$ - | \$ - | 0.0% | \$ - | \$ - | 0.0% | |
| 40009 - Salaries and Wages Subsidy | \$ - | \$ (19,377) | \$ - | \$ - | \$ - | \$ - | 0.0% | \$ - | \$ - | 0.0% | |
| Personnel Services- Employee Benefits | \$ 87,560 | \$ 85,525 | \$ 103,895 | \$ 130,615 | \$ 111,979 | \$ 146,668 | 76.3% | \$ - | \$ - | 0.0% | |
| 45000 - Healthcare Contribution | \$ 84,120 | \$ 86,881 | \$ 100,820 | \$ 127,602 | \$ 109,503 | \$ 142,980 | 76.6% | \$ - | \$ - | 0.0% | |
| 45009 - Healthcare Subsidy | \$ - | \$ (4,242) | \$ - | \$ - | \$ - | \$ - | 0.0% | \$ - | \$ - | 0.0% | |
| 45010 - Dental Contribution | \$ 3,440 | \$ 3,000 | \$ 3,075 | \$ 3,013 | \$ 2,476 | \$ 3,688 | 67.1% | \$ - | \$ - | 0.0% | |
| 45019 - Dental Subsidy | \$ - | \$ (114) | \$ - | \$ - | \$ - | \$ - | 0.0% | \$ - | \$ - | 0.0% | |
| Contractual Services | \$ 43,480 | \$ 12,808 | \$ 75,142 | \$ 64,696 | \$ 37,673 | \$ 53,780 | 70.0% | \$ 120,834 | \$ 141,735 | 85.3% | |
| 52130 - Repairs and Maint- Computers | \$ 1,273 | \$ 2,280 | \$ 2,280 | \$ 1,710 | \$ 2,280 | \$ - | 0.0% | \$ 2,354 | \$ 1,825 | 129.0% | |
| 52140 - Repairs and Maint- Copiers | \$ 1,618 | \$ 128 | \$ 91 | \$ 115 | \$ 83 | \$ - | 0.0% | \$ 26 | \$ - | 0.0% | |
| 53060 - General Printing | \$ 14,519 | \$ 10,043 | \$ 20,155 | \$ 21,227 | \$ 15,908 | \$ 22,000 | 72.3% | \$ 16,664 | \$ 22,000 | 75.7% | |
| 53070 - Legal Printing | \$ 25,688 | \$ - | \$ 52,316 | \$ 37,483 | \$ 18,404 | \$ 27,000 | 68.2% | \$ 30,236 | \$ 37,500 | 80.6% | |
| 53100 - Conferences and Meetings | \$ - | \$ - | \$ - | \$ 1,185 | \$ - | \$ - | 0.0% | \$ 117 | \$ 5,610 | 2.1% | |
| 53120 - Employee Mileage Expense | \$ 381 | \$ 357 | \$ 300 | \$ 601 | \$ 394 | \$ 2,500 | 15.8% | \$ 784 | \$ 2,500 | 31.4% | |
| 53130 - General Association Dues | \$ - | \$ - | \$ - | \$ 2,125 | \$ 200 | \$ - | 0.0% | \$ - | \$ - | 0.0% | |
| 55000 - Miscellaneous Contractual Exp | \$ - | \$ - | \$ - | \$ 250 | \$ 404 | \$ 2,280 | 17.7% | \$ 70,653 | \$ 72,300 | 97.7% | |
| Commodities | \$ 3,533 | \$ 5,172 | \$ 8,099 | \$ 14,380 | \$ 21,175 | \$ 8,700 | 243.4% | \$ 5,820 | \$ 8,700 | 66.9% | |
| 60000 - Office Supplies | \$ 2,038 | \$ 2,385 | \$ 4,040 | \$ 6,262 | \$ 6,447 | \$ 4,000 | 161.2% | \$ 2,280 | \$ 4,000 | 57.0% | |
| 60010 - Operating Supplies | \$ 999 | \$ 1,113 | \$ 395 | \$ 395 | \$ 419 | \$ 1,000 | 41.9% | \$ 856 | \$ 1,000 | 85.6% | |
| 60020 - Computer Related Supplies | \$ 496 | \$ 1,674 | \$ 3,663 | \$ 3,407 | \$ 2,387 | \$ 3,700 | 64.5% | \$ 2,684 | \$ 3,700 | 72.5% | |
| 60050 - Books and Subscriptions | \$ - | \$ - | \$ - | \$ - | \$ 11,921 | \$ - | 0.0% | \$ - | \$ - | 0.0% | |
| 60055 - Office Equipment - Non Capital | \$ - | \$ - | \$ - | \$ 4,316 | \$ - | \$ - | 0.0% | \$ - | \$ - | 0.0% | |
| 60265 - Public Health Commodities - Coronavirus | \$ - | \$ - | \$ - | \$ - | \$ - | \$ - | 0.0% | \$ - | \$ - | 0.0% | |
| Transfers Out | \$ - | \$ - | \$ - | \$ - | \$ - | \$ - | 0.0% | \$ - | \$ - | 0.0% | |
| 99200 - Transfer to Court Automation Fund 200 | \$ - | \$ - | \$ - | \$ - | \$ - | \$ - | 0.0% | \$ - | \$ - | 0.0% | |
| Capital | \$ - | \$ - | \$ - | \$ - | \$ 17,831 | \$ - | 0.0% | \$ 1,894 | \$ - | 0.0% | |
| 70050 - Printers | \$ - | \$ - | \$ - | \$ - | \$ 17,831 | \$ - | 0.0% | \$ 1,894 | \$ - | 0.0% | |
| Contingency and Other | \$ - | \$ - | \$ - | \$ - | \$ - | \$ - | 0.0% | \$ - | \$ - | 0.0% | |
| 89000 - Addition to Fund Balance | \$ - | \$ - | \$ - | \$ - | \$ - | \$ - | 0.0% | \$ - | \$ - | 0.0% | |
| 150 Tax Sale Automation | \$ 105,603 | \$ 7,495 | \$ 45,942 | \$ - | \$ 82,527 | \$ 152,574 | 54.1% | \$ 100,495 | \$ 319,664 | 31.4% | |
| Expenses | \$ 105,603 | \$ 7,495 | \$ 45,942 | \$ - | \$ 82,527 | \$ 152,574 | 54.1% | \$ 100,495 | \$ 319,664 | 31.4% | |
| Personnel Services- Salaries & Wages | \$ 36,527 | \$ - | \$ 33,137 | \$ - | \$ 38,239 | \$ 35,009 | 109.2% | \$ 40,644 | \$ 93,486 | 43.5% | |
| 40000 - Salaries and Wages | \$ 36,527 | \$ 5,040 | \$ 33,137 | \$ - | \$ 38,239 | \$ 35,009 | 109.2% | \$ 40,644 | \$ 90,763 | 44.8% | |
| 40003 - Cost of Living Increase | \$ - | \$ - | \$ - | \$ - | \$ - | \$ - | 0.0% | \$ - | \$ 2,723 | 0.0% | |
| 40009 - Salaries and Wages Subsidy | \$ - | \$ (5,040) | \$ - | \$ - | \$ - | \$ - | 0.0% | \$ - | \$ - | 0.0% | |
| 40120 - Seasonal/Temporary Salaries | \$ - | \$ - | \$ - | \$ - | \$ - | \$ - | 0.0% | \$ - | \$ - | 0.0% | |
| Personnel Services- Employee Benefits | \$ 3,669 | \$ 893 | \$ 3,578 | \$ - | \$ 3,702 | \$ 3,457 | 107.1% | \$ 4,644 | \$ 12,909 | 36.0% | |
| 45100 - FICA/SS Contribution | \$ 2,794 | \$ 73 | \$ 2,535 | \$ - | \$ 2,925 | \$ 2,680 | 109.2% | \$ 3,109 | \$ 7,152 | 43.5% | |
| 45109 - FICA/SS Subsidy | \$ - | \$ (73) | \$ - | \$ - | \$ - | \$ - | 0.0% | \$ - | \$ - | 0.0% | |
| 45200 - IMRF Contribution | \$ - | \$ - | \$ - | \$ - | \$ - | \$ - | 0.0% | \$ 60 | \$ 4,282 | 1.4% | |
| 53010 - Workers Compensation | \$ 875 | \$ 893 | \$ 1,043 | \$ - | \$ 777 | \$ 777 | 100.0% | \$ 1,475 | \$ 1,475 | 100.0% | |
| Contractual Services | \$ 5,052 | \$ 3,351 | \$ 3,557 | \$ - | \$ 4,273 | \$ 66,238 | 6.5% | \$ 20,175 | \$ 166,798 | 12.1% | |
| 50150 - Contractual/Consulting Services | \$ - | \$ - | \$ - | \$ - | \$ - | \$ 10,210 | 0.0% | \$ - | \$ 10,210 | 0.0% | |
| 52130 - Repairs and Maint- Computers | \$ - | \$ - | \$ - | \$ - | \$ - | \$ 3,000 | 0.0% | \$ - | \$ 3,000 | 0.0% | |
| 52140 - Repairs and Maint- Copiers | \$ - | \$ - | \$ - | \$ - | \$ - | \$ 2,500 | 0.0% | \$ - | \$ 2,500 | 0.0% | |
| 52240 - Repairs and Maint- Office Equip | \$ - | \$ - | \$ - | \$ - | \$ - | \$ 2,000 | 0.0% | \$ - | \$ 2,000 | 0.0% | |

Committee Expense Budget Report - by Account Detail
Through November 30, 2024 (100.00% YTD, 96.15% Payroll Expense through Pay Period Ending 11/09/2024) DRAFT
***2019, 2020, 2021, 2022, 2023 Actual Full Fiscal Year**

| Department / Fund / Account Classification | 2019 Actual Amount* | 2020 Actual Amount* | 2021 Actual Amount* | 2022 Actual Amount* | 2023 Actual Amount* | 2023 Adopted Budget | 2023 YTD% Actual/Budget | 2024 Actual Amount | 2024 Adopted Budget | 2024 YTD% Actual/Budget | 2019 - 2024 Trend |
|--------------------------------------------|---------------------|---------------------|---------------------|---------------------|---------------------|---------------------|-------------------------|--------------------|---------------------|-------------------------|-------------------|
| 53000 - Liability Insurance | \$ 655 | \$ 732 | \$ 665 | \$ - | \$ 1,022 | \$ 1,022 | 100.0% | \$ 2,143 | \$ 2,143 | 100.0% | |
| 53020 - Unemployment Claims | \$ 39 | \$ 21 | \$ 21 | \$ - | \$ 14 | \$ 14 | 100.0% | \$ 35 | \$ 35 | 100.0% | |
| 53060 - General Printing | \$ - | \$ - | \$ - | \$ - | \$ - | \$ 5,000 | 0.0% | \$ 8,428 | \$ 22,000 | 38.3% | |
| 53070 - Legal Printing | \$ - | \$ - | \$ - | \$ - | \$ - | \$ 25,000 | 0.0% | \$ 7,522 | \$ 37,500 | 20.1% | |
| 53100 - Conferences and Meetings | \$ 1,213 | \$ - | \$ 527 | \$ - | \$ 2,366 | \$ 4,000 | 59.2% | \$ 2,012 | \$ 5,610 | 35.9% | |
| 53110 - Employee Training | \$ 1,232 | \$ 1,101 | \$ 1,429 | \$ - | \$ - | \$ 2,500 | 0.0% | \$ - | \$ 2,500 | 0.0% | |
| 53120 - Employee Mileage Expense | \$ 322 | \$ 47 | \$ - | \$ - | \$ 351 | \$ 3,000 | 11.7% | \$ 35 | \$ 3,000 | 1.2% | |
| 53130 - General Association Dues | \$ 1,340 | \$ 1,450 | \$ 915 | \$ - | \$ 520 | \$ 4,000 | 13.0% | \$ - | \$ 4,000 | 0.0% | |
| 55000 - Miscellaneous Contractual Exp | \$ 250 | \$ - | \$ - | \$ - | \$ - | \$ 3,992 | 0.0% | \$ - | \$ 72,300 | 0.0% | |
| Commodities | \$ 3,273 | \$ 1,417 | \$ 1,881 | \$ - | \$ 31,942 | \$ 10,000 | 319.4% | \$ 32,061 | \$ 10,000 | 320.6% | |
| 60000 - Office Supplies | \$ 2,883 | \$ 1,417 | \$ 1,281 | \$ - | \$ - | \$ 3,000 | 0.0% | \$ 132 | \$ 3,000 | 4.4% | |
| 60010 - Operating Supplies | \$ - | \$ - | \$ - | \$ - | \$ - | \$ 2,500 | 0.0% | \$ - | \$ 2,500 | 0.0% | |
| 60020 - Computer Related Supplies | \$ 390 | \$ - | \$ 600 | \$ - | \$ - | \$ 2,500 | 0.0% | \$ - | \$ 2,500 | 0.0% | |
| 60040 - Postage | \$ - | \$ - | \$ - | \$ - | \$ 31,942 | \$ - | 0.0% | \$ 31,929 | \$ - | 0.0% | |
| 60050 - Books and Subscriptions | \$ - | \$ - | \$ - | \$ - | \$ - | \$ 2,000 | 0.0% | \$ - | \$ 2,000 | 0.0% | |
| Transfers Out | \$ - | \$ - | \$ - | \$ - | \$ 4,370 | \$ 4,370 | 100.0% | \$ 2,971 | \$ 2,971 | 100.0% | |
| 99001 - Transfer to General Fund 001 | \$ - | \$ - | \$ - | \$ - | \$ 4,370 | \$ 4,370 | 100.0% | \$ 2,971 | \$ 2,971 | 100.0% | |
| Capital | \$ 57,081 | \$ 1,834 | \$ 3,789 | \$ - | \$ - | \$ 33,500 | 0.0% | \$ - | \$ 33,500 | 0.0% | |
| 70050 - Printers | \$ 12,892 | \$ 1,834 | \$ 430 | \$ - | \$ - | \$ 10,000 | 0.0% | \$ - | \$ 10,000 | 0.0% | |
| 70080 - Office Furniture | \$ - | \$ - | \$ 2,453 | \$ - | \$ - | \$ 3,500 | 0.0% | \$ - | \$ 3,500 | 0.0% | |
| 70090 - Office Equipment | \$ 44,189 | \$ - | \$ 906 | \$ - | \$ - | \$ 10,000 | 0.0% | \$ - | \$ 10,000 | 0.0% | |
| 70100 - Copiers | \$ - | \$ - | \$ - | \$ - | \$ - | \$ 10,000 | 0.0% | \$ - | \$ 10,000 | 0.0% | |
| Contingency and Other | \$ - | \$ - | \$ - | \$ - | \$ - | \$ - | 0.0% | \$ - | \$ - | 0.0% | |
| 89000 - Addition to Fund Balance | \$ - | \$ - | \$ - | \$ - | \$ - | \$ - | 0.0% | \$ - | \$ - | 0.0% | |
| 268 Sale & Error | \$ 76,995 | \$ 86,697 | \$ 35,917 | \$ 96,515 | \$ 177,226 | \$ 21,000 | 89.4% | \$ 21,000 | \$ 31,000 | 67.7% | |
| Expenses | \$ 76,995 | \$ 86,697 | \$ 35,917 | \$ 96,515 | \$ 177,226 | \$ 21,000 | 89.4% | \$ 21,000 | \$ 31,000 | 67.7% | |
| Transfers Out | \$ 76,995 | \$ 86,697 | \$ 35,917 | \$ 96,515 | \$ 177,226 | \$ 21,000 | 89.4% | \$ 21,000 | \$ 21,000 | 100.0% | |
| 99000 - Transfer To Other Funds | \$ 76,995 | \$ 86,697 | \$ 35,917 | \$ - | \$ - | \$ - | 0.0% | \$ - | \$ - | 0.0% | |
| 99001 - Transfer to General Fund 001 | \$ - | \$ - | \$ - | \$ 96,515 | \$ 177,226 | \$ 21,000 | 89.4% | \$ 21,000 | \$ 21,000 | 100.0% | |
| Contingency and Other | \$ - | \$ - | \$ - | \$ - | \$ - | \$ - | 0.0% | \$ - | \$ 10,000 | 0.0% | |
| 89000 - Addition to Fund Balance | \$ - | \$ - | \$ - | \$ - | \$ - | \$ - | 0.0% | \$ - | \$ 10,000 | 0.0% | |
| Grand Total | \$ 842,570 | \$ 778,795 | \$ 895,929 | \$ 985,515 | \$ 1,165,845 | \$ 1,064,403 | 82.2% | \$ 950,652 | \$ 1,164,080 | 80.3% | |

Committee Revenue Budget Report - by Account Detail
Through November 30, 2024 (100.00% YTD) DRAFT
***2019, 2020, 2021, 2022, 2023 Actual Full Fiscal Year**

| Department / Fund / Account Classification | 2019 Actual Amount* | 2020 Actual Amount* | 2021 Actual Amount* | 2022 Actual Amount* | 2023 Actual Amount* | 2023 Adopted Budget | 2023 YTD% Actual/Budget | 2024 Actual Amount | 2024 Adopted Budget | 2024 YTD% Actual/Budget | 2019 - 2024 Trend |
|--------------------------------------------|---------------------|---------------------|---------------------|---------------------|---------------------|---------------------|-------------------------|--------------------|---------------------|-------------------------|-------------------|
| 170 Supervisor of Assessments | \$ 93,526 | \$ 88,218 | \$ 96,580 | \$ 89,850 | \$ 79,441 | \$ 72,653 | 109.3% | \$ 78,849 | \$ 77,975 | 101.1% | |
| 001 General Fund | \$ 93,526 | \$ 88,218 | \$ 96,580 | \$ 89,850 | \$ 79,441 | \$ 72,653 | 109.3% | \$ 75,849 | \$ 77,975 | 97.3% | |
| Revenue | \$ 93,526 | \$ 88,218 | \$ 96,580 | \$ 89,850 | \$ 79,441 | \$ 72,653 | 109.3% | \$ 75,849 | \$ 77,975 | 97.3% | |
| Charges for Services | \$ 28,361 | \$ 21,750 | \$ 28,783 | \$ 20,697 | \$ 8,214 | \$ 3,500 | 234.7% | \$ 7,621 | \$ 6,700 | 113.7% | |
| 34050 - Mapping Royalties Fees | \$ 7,541 | \$ - | \$ 8,537 | \$ 4,907 | \$ 7,053 | \$ 2,500 | 282.1% | \$ 6,491 | \$ 5,700 | 113.9% | |
| 34060 - Assessor Fees | \$ 20,820 | \$ 21,750 | \$ 20,247 | \$ 15,789 | \$ 1,160 | \$ 1,000 | 116.0% | \$ 1,130 | \$ 1,000 | 113.0% | |
| Reimbursements | \$ 65,164 | \$ 66,468 | \$ 67,797 | \$ 69,153 | \$ 71,227 | \$ 69,153 | 103.0% | \$ 68,227 | \$ 71,275 | 95.7% | |
| 37020 - Sup of Assr Salary Reimbursement | \$ 65,164 | \$ 66,468 | \$ 67,797 | \$ 69,153 | \$ 71,227 | \$ 69,153 | 103.0% | \$ 68,227 | \$ 71,275 | 95.7% | |
| 020 The Stipend Fund | \$ - | \$ - | \$ - | \$ - | \$ - | \$ - | 0.0% | \$ 3,000 | \$ - | 0.0% | |
| Revenue | \$ - | \$ - | \$ - | \$ - | \$ - | \$ - | 0.0% | \$ 3,000 | \$ - | 0.0% | |
| Reimbursements | \$ - | \$ - | \$ - | \$ - | \$ - | \$ - | 0.0% | \$ 3,000 | \$ - | 0.0% | |
| 37115 - State Stipend Certain EO and DH | \$ - | \$ - | \$ - | \$ - | \$ - | \$ - | 0.0% | \$ 3,000 | \$ - | 0.0% | |
| Grand Total | \$ 93,526 | \$ 88,218 | \$ 96,580 | \$ 89,850 | \$ 79,441 | \$ 72,653 | 109.3% | \$ 78,849 | \$ 77,975 | 101.1% | |

Committee Expense Budget Report - by Account Detail
Through November 30, 2024 (100.00% YTD, 96.15% Payroll Expense through Pay Period Ending 11/09/2024) DRAFT
***2019, 2020, 2021, 2022, 2023 Actual Full Fiscal Year**

| Department / Fund / Account Classification | 2019 Actual Amount* | 2020 Actual Amount* | 2021 Actual Amount* | 2022 Actual Amount* | 2023 Actual Amount* | 2023 Adopted Budget | 2023 YTD% Actual/Budget | 2024 Actual Amount | 2024 Adopted Budget | 2024 YTD% Actual/Budget | 2019 - 2024 Trend |
|-------------------------------------------------|---------------------|---------------------|---------------------|---------------------|---------------------|---------------------|-------------------------|--------------------|---------------------|-------------------------|-------------------|
| 170 Supervisor of Assessments | \$ 1,243,903 | \$ 1,031,059 | \$ 1,165,762 | \$ 1,142,953 | \$ 1,352,112 | \$ 1,426,886 | 94.8% | \$ 1,027,708 | \$ 1,164,069 | 84.0% | |
| 001 General Fund | \$ 1,243,903 | \$ 1,031,059 | \$ 1,165,762 | \$ 1,142,953 | \$ 1,352,112 | \$ 1,426,886 | 94.8% | \$ 1,027,708 | \$ 1,164,069 | 84.0% | |
| Expenses | \$ 1,243,903 | \$ 1,031,059 | \$ 1,165,762 | \$ 1,142,953 | \$ 1,352,112 | \$ 1,426,886 | 94.8% | \$ 1,027,708 | \$ 1,164,069 | 84.0% | |
| Personnel Services- Salaries & Wages | \$ 792,108 | \$ 778,117 | \$ 845,732 | \$ 848,964 | \$ 887,727 | \$ 917,817 | 96.7% | \$ 955,815 | \$ 973,169 | 92.6% | |
| 40000 - Salaries and Wages | \$ 776,937 | \$ 810,868 | \$ 831,849 | \$ 837,872 | \$ 868,937 | \$ 858,481 | 101.2% | \$ 938,085 | \$ 930,667 | 100.0% | |
| 40002 - Non-Union Wage Increase | \$ - | \$ - | \$ - | \$ - | \$ - | \$ 25,832 | 0.0% | \$ - | \$ 2 | 0.0% | |
| 40003 - Cost of Living Increase | \$ - | \$ - | \$ - | \$ - | \$ - | \$ - | 0.0% | \$ - | \$ - | 0.0% | |
| 40007 - Equity Study Adjustments | \$ - | \$ - | \$ - | \$ - | \$ - | \$ - | 0.0% | \$ - | \$ - | 0.0% | |
| 40009 - Salaries and Wages Subsidy | \$ - | \$ (53,294) | \$ - | \$ - | \$ - | \$ - | 0.0% | \$ - | \$ - | 0.0% | |
| 40200 - Overtime Salaries | \$ 3,315 | \$ - | \$ 1,589 | \$ 49 | \$ 2,060 | \$ 1,004 | 205.2% | \$ - | \$ 10,000 | 0.0% | |
| 40300 - Employee Per Diem | \$ 11,856 | \$ 20,544 | \$ 12,294 | \$ 11,043 | \$ 16,730 | \$ 32,500 | 51.5% | \$ 17,730 | \$ 32,500 | 54.6% | |
| Personnel Services- Employee Benefits | \$ 222,923 | \$ 188,471 | \$ 211,681 | \$ 230,109 | \$ 241,499 | \$ 260,969 | 92.5% | \$ - | \$ - | 0.0% | |
| 45000 - Healthcare Contribution | \$ 216,261 | \$ 198,041 | \$ 204,676 | \$ 222,989 | \$ 235,107 | \$ 253,539 | 92.7% | \$ - | \$ - | 0.0% | |
| 45009 - Healthcare Subsidy | \$ - | \$ (14,907) | \$ - | \$ - | \$ - | \$ - | 0.0% | \$ - | \$ - | 0.0% | |
| 45010 - Dental Contribution | \$ 6,662 | \$ 5,955 | \$ 7,005 | \$ 7,120 | \$ 6,392 | \$ 7,430 | 86.0% | \$ - | \$ - | 0.0% | |
| 45019 - Dental Subsidy | \$ - | \$ (617) | \$ - | \$ - | \$ - | \$ - | 0.0% | \$ - | \$ - | 0.0% | |
| Contractual Services | \$ 206,546 | \$ 50,037 | \$ 97,558 | \$ 51,306 | \$ 203,396 | \$ 227,700 | 89.3% | \$ 57,451 | \$ 108,500 | 53.0% | |
| 50170 - Appraisal Services | \$ 13,648 | \$ 7,211 | \$ 40,848 | \$ 2,250 | \$ 2,750 | \$ 24,000 | 11.5% | \$ - | \$ 24,000 | 0.0% | |
| 52130 - Repairs and Maint- Computers | \$ - | \$ - | \$ - | \$ - | \$ - | \$ - | 0.0% | \$ - | \$ - | 0.0% | |
| 52140 - Repairs and Maint- Copiers | \$ 8,617 | \$ 5,718 | \$ 6,625 | \$ 5,807 | \$ 6,552 | \$ 7,500 | 87.4% | \$ 6,533 | \$ 7,500 | 87.1% | |
| 53070 - Legal Printing | \$ 163,444 | \$ 27,188 | \$ 29,455 | \$ 24,785 | \$ 169,111 | \$ 170,000 | 99.5% | \$ 20,063 | \$ 45,000 | 44.6% | |
| 53100 - Conferences and Meetings | \$ 1,998 | \$ 836 | \$ 3,448 | \$ 4,633 | \$ 4,272 | \$ 5,000 | 85.4% | \$ 4,889 | \$ 5,000 | 97.8% | |
| 53110 - Employee Training | \$ 12,381 | \$ 6,516 | \$ 12,646 | \$ 9,598 | \$ 14,001 | \$ 14,000 | 100.0% | \$ 19,554 | \$ 14,000 | 139.7% | |
| 53120 - Employee Mileage Expense | \$ 4,030 | \$ 926 | \$ 1,310 | \$ 1,587 | \$ 2,982 | \$ 4,200 | 71.0% | \$ 3,505 | \$ 10,000 | 35.0% | |
| 53130 - General Association Dues | \$ 2,428 | \$ 1,641 | \$ 3,227 | \$ 2,647 | \$ 3,728 | \$ 3,000 | 124.3% | \$ 2,906 | \$ 3,000 | 96.9% | |
| Commodities | \$ 22,326 | \$ 14,434 | \$ 10,791 | \$ 12,573 | \$ 19,489 | \$ 20,400 | 95.5% | \$ 14,441 | \$ 82,400 | 17.5% | |
| 60000 - Office Supplies | \$ 11,064 | \$ 3,834 | \$ 3,293 | \$ 6,185 | \$ 8,041 | \$ 9,000 | 89.3% | \$ 5,002 | \$ 9,000 | 55.6% | |
| 60020 - Computer Related Supplies | \$ 10,088 | \$ 9,172 | \$ 3,680 | \$ 3,409 | \$ 10,388 | \$ 10,000 | 103.9% | \$ 8,368 | \$ 72,000 | 11.6% | |
| 60050 - Books and Subscriptions | \$ 1,173 | \$ 1,428 | \$ 1,268 | \$ 2,979 | \$ 1,060 | \$ 1,400 | 75.7% | \$ 1,071 | \$ 1,400 | 76.5% | |
| 60265 - Public Health Commodities - Coronavirus | \$ - | \$ - | \$ 2,550 | \$ - | \$ - | \$ - | 0.0% | \$ - | \$ - | 0.0% | |
| Grand Total | \$ 1,243,903 | \$ 1,031,059 | \$ 1,165,762 | \$ 1,142,953 | \$ 1,352,112 | \$ 1,426,886 | 94.8% | \$ 1,027,708 | \$ 1,164,069 | 84.0% | |

Committee Revenue Budget Report - by Account Detail
Through November 30, 2024 (100.0% YTD) DRAFT
***2019, 2020, 2021, 2022, 2023 Actual Full Fiscal Year**

| Department / Fund / Account Classification | 2019 Actual Amount* | 2020 Actual Amount* | 2021 Actual Amount* | 2022 Actual Amount* | 2023 Actual Amount* | 2023 Adopted Budget | 2023 YTD% Actual/Budget | 2024 Actual Amount | 2024 Adopted Budget | 2024 YTD% Actual/Budget | 2019 - 2024 Trend |
|--------------------------------------------------------------------------|---------------------|---------------------|---------------------|---------------------|---------------------|---------------------|-------------------------|--------------------|---------------------|-------------------------|-------------------|
| 190 County Clerk | \$ 1,423,972 | \$ 2,618,511 | \$ 1,744,858 | \$ 1,588,604 | \$ 1,658,809 | \$ 2,231,767 | 74.3% | \$ 1,370,133 | \$ 2,069,704 | 66.2% | |
| 001 General Fund | \$ 1,219,317 | \$ 1,249,986 | \$ 1,537,040 | \$ 1,401,726 | \$ 1,419,029 | \$ 1,134,543 | 125.1% | \$ 1,186,224 | \$ 1,035,086 | 114.6% | |
| Revenue | \$ 1,219,317 | \$ 1,249,986 | \$ 1,537,040 | \$ 1,401,726 | \$ 1,419,029 | \$ 1,134,543 | 125.1% | \$ 1,186,224 | \$ 1,035,086 | 114.6% | |
| Charges for Services | \$ 1,068,340 | \$ 955,319 | \$ 886,884 | \$ 950,519 | \$ 1,313,027 | \$ 1,028,293 | 127.7% | \$ 953,738 | \$ 822,466 | 116.0% | |
| 34070 - Notary Fees | \$ 20,849 | \$ 18,436 | \$ 22,888 | \$ 13,956 | \$ 286 | \$ 22,843 | 1.3% | \$ 234 | \$ 23,000 | 1.0% | |
| 34080 - Business Fees | \$ 4,322 | \$ 3,375 | \$ 3,585 | \$ 2,375 | \$ 2,320 | \$ 4,450 | 52.1% | \$ 1,955 | \$ 5,000 | 39.1% | |
| 34090 - Passport Fees | \$ 139,418 | \$ 84,542 | \$ 102,110 | \$ 179,823 | \$ 225,589 | \$ 120,000 | 188.0% | \$ 225,687 | \$ 120,200 | 187.8% | |
| 34100 - Certified Copy Fees | \$ 529,477 | \$ 466,606 | \$ 551,423 | \$ 535,046 | \$ 508,789 | \$ 531,000 | 95.8% | \$ 464,860 | \$ 532,777 | 87.3% | |
| 34110 - Tax Redemption Fees | \$ 124,830 | \$ 97,196 | \$ 85,158 | \$ 108,072 | \$ 118,537 | \$ 50,000 | 237.1% | \$ 91,314 | \$ 91,015 | 100.3% | |
| 34120 - Election Fees | \$ 198,966 | \$ 259,300 | \$ 69,540 | \$ 57,344 | \$ 399,831 | \$ 250,000 | 159.9% | \$ 113,929 | \$ - | 0.0% | |
| 34130 - Tax Extension Fees | \$ 37,108 | \$ 18,715 | \$ 23,355 | \$ 25,110 | \$ 27,341 | \$ 38,000 | 72.0% | \$ 20,444 | \$ 37,479 | 54.5% | |
| 35900 - Miscellaneous Fees | \$ 13,370 | \$ 7,149 | \$ 28,824 | \$ 28,792 | \$ 30,334 | \$ 12,000 | 252.8% | \$ 35,315 | \$ 12,995 | 271.8% | |
| Reimbursements | \$ 15,540 | \$ 15,077 | \$ 13,890 | \$ 20,164 | \$ 18,144 | \$ 17,000 | 106.7% | \$ 16,726 | \$ 122,370 | 13.7% | |
| 37580 - Death Surcharge Reimbursement | \$ 14,374 | \$ 15,077 | \$ 13,890 | \$ 20,164 | \$ 18,144 | \$ 14,000 | 129.6% | \$ 16,726 | \$ 14,250 | 117.4% | |
| 37583 - Illinois State Board of Elections - Election Judge Reimbursement | \$ - | \$ - | \$ - | \$ - | \$ - | \$ - | 0.0% | \$ - | \$ 105,120 | 0.0% | |
| 37900 - Miscellaneous Reimbursement | \$ 3,166 | \$ - | \$ - | \$ - | \$ - | \$ 3,000 | 0.0% | \$ - | \$ 3,000 | 0.0% | |
| Grants | \$ 25,921 | \$ 217,706 | \$ 557,183 | \$ 341,106 | \$ - | \$ - | 0.0% | \$ 129,360 | \$ - | 0.0% | |
| 32270 - Help America Vote Act (HAVA) Grant | \$ 25,921 | \$ - | \$ 63,583 | \$ 58,267 | \$ - | \$ - | 0.0% | \$ 129,360 | \$ - | 0.0% | |
| 32335 - CARES ACT - Elections | \$ - | \$ 217,706 | \$ - | \$ - | \$ - | \$ - | 0.0% | \$ - | \$ - | 0.0% | |
| 32745 - Tech & Civic Life Grant | \$ - | \$ - | \$ 328,655 | \$ - | \$ - | \$ - | 0.0% | \$ - | \$ - | 0.0% | |
| 33690 - Illinois Voter Registration State (IVRS) Grant | \$ - | \$ - | \$ 164,945 | \$ 282,839 | \$ - | \$ - | 0.0% | \$ - | \$ - | 0.0% | |
| Licenses and Permits | \$ 87,750 | \$ 61,884 | \$ 79,083 | \$ 89,937 | \$ 87,858 | \$ 88,250 | 99.6% | \$ 86,400 | \$ 89,250 | 96.8% | |
| 31010 - Marriage Licenses | \$ 87,561 | \$ 61,722 | \$ 78,867 | \$ 89,802 | \$ 87,669 | \$ 88,000 | 99.6% | \$ 86,238 | \$ 89,000 | 96.9% | |
| 31020 - Civil Union Licenses | \$ 189 | \$ 162 | \$ 216 | \$ 135 | \$ 189 | \$ 250 | 75.6% | \$ 162 | \$ 250 | 64.8% | |
| Other | \$ 19,766 | \$ - | \$ - | \$ - | \$ - | \$ 1,000 | 0.0% | \$ - | \$ 1,000 | 0.0% | |
| 38900 - Miscellaneous Other | \$ 19,766 | \$ - | \$ - | \$ - | \$ - | \$ 1,000 | 0.0% | \$ - | \$ 1,000 | 0.0% | |
| 160 Vital Records Automation | \$ 185,247 | \$ 172,494 | \$ 206,308 | \$ 192,095 | \$ 199,703 | \$ 247,224 | 80.8% | \$ 176,353 | \$ 184,618 | 95.5% | |
| Revenue | \$ 185,247 | \$ 172,494 | \$ 206,308 | \$ 192,095 | \$ 199,703 | \$ 247,224 | 80.8% | \$ 176,353 | \$ 184,618 | 95.5% | |
| Charges for Services | \$ 182,830 | \$ 170,329 | \$ 198,427 | \$ 196,063 | \$ 184,460 | \$ 173,500 | 106.3% | \$ 168,228 | \$ 173,500 | 97.0% | |
| 34100 - Certified Copy Fees | \$ 182,830 | \$ 170,329 | \$ 198,427 | \$ 196,063 | \$ 184,460 | \$ 173,500 | 106.3% | \$ 168,228 | \$ 173,500 | 97.0% | |
| Interest Revenue | \$ 2,416 | \$ 2,165 | \$ (19) | \$ (3,967) | \$ 15,243 | \$ 1,400 | 1,088.8% | \$ 8,125 | \$ 11,118 | 73.1% | |
| 38000 - Investment Income | \$ 2,416 | \$ 2,165 | \$ (19) | \$ (3,967) | \$ 15,243 | \$ 1,400 | 1,088.8% | \$ 8,125 | \$ 11,118 | 73.1% | |
| Other | \$ - | \$ - | \$ - | \$ - | \$ - | \$ 72,324 | 0.0% | \$ - | \$ - | 0.0% | |
| 39900 - Fund Balance Utilization | \$ - | \$ - | \$ - | \$ - | \$ - | \$ 72,324 | 0.0% | \$ - | \$ - | 0.0% | |
| Transfers In | \$ - | \$ - | \$ 7,900 | \$ - | \$ - | \$ - | 0.0% | \$ - | \$ - | 0.0% | |
| 39000 - Transfer From Other Funds | \$ - | \$ - | \$ 7,900 | \$ - | \$ - | \$ - | 0.0% | \$ - | \$ - | 0.0% | |
| 161 Election Equipment Fund | \$ 19,408 | \$ 1,196,031 | \$ 1,511 | \$ (5,218) | \$ 40,077 | \$ 850,000 | 4.7% | \$ 7,556 | \$ 850,000 | 0.9% | |
| Revenue | \$ 19,408 | \$ 1,196,031 | \$ 1,511 | \$ (5,218) | \$ 40,077 | \$ 850,000 | 4.7% | \$ 7,556 | \$ 850,000 | 0.9% | |
| Grants | \$ - | \$ 710,259 | \$ - | \$ - | \$ - | \$ - | 0.0% | \$ - | \$ - | 0.0% | |
| 32335 - CARES ACT - Elections | \$ - | \$ 710,259 | \$ - | \$ - | \$ - | \$ - | 0.0% | \$ - | \$ - | 0.0% | |
| 32745 - Tech & Civic Life Grant | \$ - | \$ - | \$ - | \$ - | \$ - | \$ - | 0.0% | \$ - | \$ - | 0.0% | |
| Interest Revenue | \$ 19,408 | \$ 5,772 | \$ 1,511 | \$ (10,818) | \$ 40,077 | \$ 100 | 40,076.6% | \$ 7,556 | \$ 13,040 | 57.9% | |
| 38000 - Investment Income | \$ 19,408 | \$ 5,772 | \$ 1,511 | \$ (10,818) | \$ 40,077 | \$ 100 | 40,076.6% | \$ 7,556 | \$ 13,040 | 57.9% | |
| Other | \$ - | \$ - | \$ - | \$ - | \$ - | \$ 849,900 | 0.0% | \$ - | \$ 836,960 | 0.0% | |
| 39900 - Fund Balance Utilization | \$ - | \$ - | \$ - | \$ - | \$ - | \$ 849,900 | 0.0% | \$ - | \$ 836,960 | 0.0% | |
| Transfers In | \$ - | \$ 480,000 | \$ - | \$ 5,600 | \$ - | \$ - | 0.0% | \$ - | \$ - | 0.0% | |
| 39000 - Transfer From Other Funds | \$ - | \$ 480,000 | \$ - | \$ 5,600 | \$ - | \$ - | 0.0% | \$ - | \$ - | 0.0% | |
| Grand Total | \$ 1,423,972 | \$ 2,618,511 | \$ 1,744,858 | \$ 1,588,604 | \$ 1,658,809 | \$ 2,231,767 | 74.3% | \$ 1,370,133 | \$ 2,069,704 | 66.2% | |

Committee Expense Budget Report - by Account Detail
Through November 30, 2024 (100.00% YTD, 96.15% Payroll Expense through Pay Period Ending 11/09/2024) DRAFT
***2019, 2020, 2021, 2022, 2023 Actual Full Fiscal Year**

| Department / Fund / Account Classification | 2019 Actual Amount* | 2020 Actual Amount* | 2021 Actual Amount* | 2022 Actual Amount* | 2023 Actual Amount* | 2023 Adopted Budget | 2023 YTD% Actual/Budget | 2024 Actual Amount | 2024 Adopted Budget | 2024 YTD% Actual/Budget | 2019 - 2024 Trend |
|----------------------------------------------------------|---------------------|---------------------|---------------------|---------------------|---------------------|---------------------|-------------------------|--------------------|---------------------|-------------------------|-------------------|
| 190 County Clerk | \$ 2,825,160 | \$ 4,863,153 | \$ 3,387,436 | \$ 4,747,718 | \$ 3,308,150 | \$ 5,691,699 | 58.1% | \$ 4,706,336 | \$ 6,505,810 | 71.7% | |
| 001 General Fund | \$ 2,665,265 | \$ 3,708,417 | \$ 3,290,213 | \$ 4,071,377 | \$ 3,206,085 | \$ 4,594,475 | 69.8% | \$ 4,616,483 | \$ 5,471,192 | 83.5% | |
| <i>Expenses</i> | \$ 2,665,265 | \$ 3,708,417 | \$ 3,290,213 | \$ 4,071,377 | \$ 3,206,085 | \$ 4,594,475 | 69.8% | \$ 4,616,483 | \$ 5,471,192 | 83.5% | |
| Personnel Services- Salaries & Wages | \$ 1,775,466 | \$ 2,251,593 | \$ 2,172,156 | \$ 2,554,647 | \$ 2,248,912 | \$ 2,582,762 | 87.1% | \$ 3,046,723 | \$ 2,117,666 | 139.9% | |
| 40000 - Salaries and Wages | \$ 1,735,268 | \$ 2,284,088 | \$ 2,146,107 | \$ 2,469,847 | \$ 2,199,074 | \$ 2,436,518 | 90.3% | \$ 2,891,760 | \$ 2,002,724 | 144.4% | |
| 40002 - Non-Union Wage Increase | \$ - | \$ - | \$ - | \$ - | \$ - | \$ 30,949 | 0.0% | \$ - | \$ - | 0.0% | |
| 40003 - Cost of Living Increase | \$ - | \$ - | \$ - | \$ - | \$ - | \$ - | 0.0% | \$ - | \$ - | 0.0% | |
| 40009 - Salaries and Wages Subsidy | \$ - | \$ (157,470) | \$ (26,273) | \$ (13,803) | \$ - | \$ - | 0.0% | \$ - | \$ - | 0.0% | |
| 40200 - Overtime Salaries | \$ 40,199 | \$ 124,976 | \$ 52,322 | \$ 98,603 | \$ 49,838 | \$ 115,295 | 43.2% | \$ 154,963 | \$ 114,942 | 134.8% | |
| Personnel Services- Employee Benefits | \$ 296,231 | \$ 285,222 | \$ 266,822 | \$ 285,620 | \$ 292,782 | \$ 310,597 | 94.3% | \$ - | \$ - | 0.0% | |
| 45000 - Healthcare Contribution | \$ 286,368 | \$ 295,904 | \$ 260,285 | \$ 278,045 | \$ 283,616 | \$ 300,892 | 94.3% | \$ - | \$ - | 0.0% | |
| 45009 - Healthcare Subsidy | \$ - | \$ (19,782) | \$ (3,210) | \$ (1,761) | \$ - | \$ - | 0.0% | \$ - | \$ - | 0.0% | |
| 45010 - Dental Contribution | \$ 9,862 | \$ 10,123 | \$ 9,831 | \$ 9,378 | \$ 9,166 | \$ 9,705 | 94.4% | \$ - | \$ - | 0.0% | |
| 45019 - Dental Subsidy | \$ - | \$ (1,023) | \$ (84) | \$ (42) | \$ - | \$ - | 0.0% | \$ - | \$ - | 0.0% | |
| Contractual Services | \$ 381,542 | \$ 861,080 | \$ 356,702 | \$ 955,593 | \$ 492,775 | \$ 1,100,116 | 44.8% | \$ 801,739 | \$ 2,232,526 | 35.9% | |
| 50100 - Election Judges and Workers | \$ 42,326 | \$ 93,559 | \$ - | \$ - | \$ - | \$ 30,000 | 0.0% | \$ - | \$ 1,153,410 | 0.0% | |
| 50110 - Election Services | \$ 18,363 | \$ 274,329 | \$ 7,207 | \$ 84,854 | \$ 9,864 | \$ 30,000 | 32.9% | \$ 15,465 | \$ 30,000 | 51.5% | |
| 50235 - Public Health Services - Coronavirus | \$ - | \$ - | \$ - | \$ - | \$ - | \$ - | 0.0% | \$ - | \$ - | 0.0% | |
| 50340 - Software Licensing Cost | \$ 114,992 | \$ 180,911 | \$ 167,165 | \$ 274,338 | \$ 271,296 | \$ 433,658 | 62.6% | \$ 422,823 | \$ 433,658 | 97.5% | |
| 50350 - Notary Services | \$ 63 | \$ 105 | \$ 20 | \$ 45 | \$ 90 | \$ 100 | 90.0% | \$ - | \$ 100 | 0.0% | |
| 50480 - Security Services | \$ 22,156 | \$ 19,034 | \$ 22,704 | \$ 50,421 | \$ 14,068 | \$ 60,000 | 23.4% | \$ 16,820 | \$ 60,000 | 28.0% | |
| 52130 - Repairs and Maint- Computers | \$ - | \$ - | \$ - | \$ - | \$ - | \$ 2,000 | 0.0% | \$ - | \$ 2,000 | 0.0% | |
| 52140 - Repairs and Maint- Copiers | \$ 2,524 | \$ 4,322 | \$ 2,129 | \$ 4,328 | \$ 3,708 | \$ 3,000 | 123.6% | \$ 9,980 | \$ 12,000 | 83.2% | |
| 52170 - Polling Place Rental | \$ 9,080 | \$ 17,320 | \$ 14,080 | \$ 16,640 | \$ 9,840 | \$ 35,000 | 28.1% | \$ 8,760 | \$ 35,000 | 25.0% | |
| 52190 - Equipment Rental | \$ 27,656 | \$ 70,426 | \$ 56,628 | \$ 110,319 | \$ 46,047 | \$ 90,000 | 51.2% | \$ 89,388 | \$ 90,000 | 99.3% | |
| 52230 - Repairs and Maint- Vehicles | \$ 6,165 | \$ 905 | \$ 304 | \$ 725 | \$ 1,639 | \$ 5,000 | 32.8% | \$ 6,217 | \$ 5,000 | 124.3% | |
| 52300 - Repairs and Maintenance- Voting System Equipment | \$ 16,562 | \$ 82,457 | \$ 20,000 | \$ 47,120 | \$ 23,328 | \$ 15,000 | 155.5% | \$ 7,000 | \$ 15,000 | 46.7% | |
| 53040 - General Advertising | \$ - | \$ - | \$ 5,966 | \$ 389 | \$ - | \$ 6,000 | 0.0% | \$ 71 | \$ 6,000 | 1.2% | |
| 53060 - General Printing | \$ 42,022 | \$ 22,933 | \$ 7,311 | \$ 42,072 | \$ 21,867 | \$ 50,500 | 43.3% | \$ 42,131 | \$ 50,500 | 83.4% | |
| 53070 - Legal Printing | \$ 41,241 | \$ 70,538 | \$ 30,437 | \$ 303,248 | \$ 65,097 | \$ 305,000 | 21.3% | \$ 156,398 | \$ 305,000 | 51.3% | |
| 53100 - Conferences and Meetings | \$ 22,869 | \$ 8,731 | \$ 14,355 | \$ 5,977 | \$ 13,806 | \$ 13,500 | 102.3% | \$ 9,923 | \$ 13,500 | 73.5% | |
| 53110 - Employee Training | \$ 1,590 | \$ 175 | \$ 398 | \$ 149 | \$ - | \$ 750 | 0.0% | \$ 29 | \$ 750 | 3.9% | |
| 53120 - Employee Mileage Expense | \$ 12,429 | \$ 13,535 | \$ 5,149 | \$ 14,019 | \$ 9,277 | \$ 18,808 | 49.3% | \$ 14,485 | \$ 18,808 | 77.0% | |
| 53130 - General Association Dues | \$ 1,505 | \$ 1,800 | \$ 2,850 | \$ 950 | \$ 2,850 | \$ 1,800 | 158.3% | \$ 2,250 | \$ 1,800 | 125.0% | |
| Commodities | \$ 212,025 | \$ 310,521 | \$ 494,533 | \$ 275,518 | \$ 171,615 | \$ 601,000 | 28.6% | \$ 768,020 | \$ 1,121,000 | 68.5% | |
| 60000 - Office Supplies | \$ 7,611 | \$ 12,585 | \$ 10,471 | \$ 7,085 | \$ 10,672 | \$ 15,000 | 71.1% | \$ 6,741 | \$ 15,000 | 44.9% | |
| 60010 - Operating Supplies | \$ 62,269 | \$ 74,181 | \$ 54,322 | \$ 129,991 | \$ 96,618 | \$ 72,000 | 134.2% | \$ 84,774 | \$ 72,000 | 117.7% | |
| 60020 - Computer Related Supplies | \$ 10,197 | \$ 6,388 | \$ 12,263 | \$ 21,158 | \$ 9,674 | \$ 12,000 | 80.6% | \$ 10,388 | \$ 12,000 | 86.6% | |
| 60040 - Postage | \$ - | \$ - | \$ - | \$ - | \$ - | \$ - | 0.0% | \$ 196,777 | \$ 520,000 | 37.8% | |
| 60050 - Books and Subscriptions | \$ 6,492 | \$ 879 | \$ 1,927 | \$ 930 | \$ 3,128 | \$ 2,000 | 156.4% | \$ 834 | \$ 2,000 | 41.7% | |
| 60265 - Public Health Commodities - Coronavirus | \$ - | \$ - | \$ - | \$ - | \$ - | \$ - | 0.0% | \$ - | \$ - | 0.0% | |
| 60320 - Voting Systems and Accessories | \$ 125,456 | \$ 216,488 | \$ 415,549 | \$ 116,353 | \$ 51,523 | \$ 500,000 | 10.3% | \$ 468,506 | \$ 500,000 | 93.7% | |
| 160 Vital Records Automation | \$ 159,342 | \$ 99,551 | \$ 97,223 | \$ 177,141 | \$ 102,066 | \$ 247,224 | 41.3% | \$ 89,853 | \$ 184,618 | 48.7% | |
| <i>Expenses</i> | \$ 159,342 | \$ 99,551 | \$ 97,223 | \$ 177,141 | \$ 102,066 | \$ 247,224 | 41.3% | \$ 89,853 | \$ 184,618 | 48.7% | |
| Personnel Services- Salaries & Wages | \$ 95,818 | \$ 35,195 | \$ 41,363 | \$ 43,966 | \$ 42,564 | \$ 15,267 | 278.8% | \$ 45,496 | \$ 38,614 | 117.8% | |
| 40000 - Salaries and Wages | \$ 94,781 | \$ 37,930 | \$ 41,348 | \$ 43,916 | \$ 42,411 | \$ 14,820 | 286.2% | \$ 45,490 | \$ 37,489 | 121.3% | |
| 40002 - Non-Union Wage Increase | \$ - | \$ - | \$ - | \$ - | \$ - | \$ 447 | 0.0% | \$ - | \$ - | 0.0% | |
| 40003 - Cost of Living Increase | \$ - | \$ - | \$ - | \$ - | \$ - | \$ - | 0.0% | \$ - | \$ 1,125 | 0.0% | |
| 40009 - Salaries and Wages Subsidy | \$ - | \$ (3,371) | \$ - | \$ - | \$ - | \$ - | 0.0% | \$ - | \$ - | 0.0% | |
| 40200 - Overtime Salaries | \$ 1,037 | \$ 635 | \$ 15 | \$ 50 | \$ 153 | \$ - | 0.0% | \$ 6 | \$ - | 0.0% | |
| Personnel Services- Employee Benefits | \$ 33,632 | \$ 9,996 | \$ 11,194 | \$ 11,199 | \$ 6,492 | \$ 6,684 | 97.1% | \$ 6,191 | \$ 5,669 | 109.2% | |
| 45000 - Healthcare Contribution | \$ 17,740 | \$ 3,522 | \$ 3,410 | \$ 3,759 | \$ 690 | \$ 4,258 | 16.2% | \$ - | \$ - | 0.0% | |
| 45009 - Healthcare Subsidy | \$ - | \$ (49) | \$ - | \$ - | \$ - | \$ - | 0.0% | \$ - | \$ - | 0.0% | |
| 45010 - Dental Contribution | \$ 667 | \$ 122 | \$ 133 | \$ 133 | \$ 117 | \$ 133 | 87.6% | \$ 74 | \$ 143 | 51.5% | |

Committee Expense Budget Report - by Account Detail
Through November 30, 2024 (100.00% YTD, 96.15% Payroll Expense through Pay Period Ending 11/09/2024) DRAFT
***2019, 2020, 2021, 2022, 2023 Actual Full Fiscal Year**

| Department / Fund / Account Classification | 2019 Actual Amount* | 2020 Actual Amount* | 2021 Actual Amount* | 2022 Actual Amount* | 2023 Actual Amount* | 2023 Adopted Budget | 2023 YTD% Actual/Budget | 2024 Actual Amount | 2024 Adopted Budget | 2024 YTD% Actual/Budget | 2019 - 2024 Trend |
|------------------------------------------------------------|---------------------|---------------------|---------------------|---------------------|---------------------|---------------------|-------------------------|---------------------|---------------------|-------------------------|-------------------|
| 45019 - Dental Subsidy | \$ - | \$ (5) | \$ - | \$ - | \$ - | \$ - | 0.0% | \$ - | \$ - | 0.0% | |
| 45100 - FICA/SS Contribution | \$ 6,950 | \$ 2,776 | \$ 3,113 | \$ 3,268 | \$ 3,191 | \$ 1,168 | 273.2% | \$ 3,433 | \$ 2,954 | 116.2% | |
| 45109 - FICA/SS Subsidy | \$ - | \$ (158) | \$ - | \$ - | \$ - | \$ - | 0.0% | \$ - | \$ - | 0.0% | |
| 45200 - IMRF Contribution | \$ 6,746 | \$ 3,004 | \$ 3,383 | \$ 2,899 | \$ 2,156 | \$ 786 | 274.3% | \$ 1,881 | \$ 1,769 | 106.3% | |
| 45209 - IMRF Subsidy | \$ - | \$ (271) | \$ - | \$ - | \$ - | \$ - | 0.0% | \$ - | \$ - | 0.0% | |
| 53010 - Workers Compensation | \$ 1,528 | \$ 1,057 | \$ 1,155 | \$ 1,140 | \$ 339 | \$ 339 | 100.0% | \$ 803 | \$ 803 | 100.0% | |
| Contractual Services | \$ 15,097 | \$ 14,851 | \$ 15,088 | \$ 16,274 | \$ 20,433 | \$ 30,453 | 67.1% | \$ 6,310 | \$ 31,185 | 20.2% | |
| 52130 - Repairs and Maint- Computers | \$ - | \$ - | \$ - | \$ - | \$ - | \$ 1,000 | 0.0% | \$ - | \$ 1,000 | 0.0% | |
| 52140 - Repairs and Maint- Copiers | \$ 628 | \$ 305 | \$ 279 | \$ 669 | \$ 63 | \$ 3,000 | 2.1% | \$ - | \$ 3,000 | 0.0% | |
| 52240 - Repairs and Maint- Office Equip | \$ 497 | \$ 497 | \$ 950 | \$ 999 | \$ 5,735 | \$ 2,000 | 286.8% | \$ 1,345 | \$ 2,000 | 67.3% | |
| 53000 - Liability Insurance | \$ 1,143 | \$ 866 | \$ 737 | \$ 944 | \$ 446 | \$ 446 | 100.0% | \$ 1,166 | \$ 1,166 | 100.0% | |
| 53020 - Unemployment Claims | \$ 67 | \$ 25 | \$ 24 | \$ 29 | \$ 7 | \$ 7 | 100.0% | \$ 19 | \$ 19 | 100.0% | |
| 53060 - General Printing | \$ 12,763 | \$ 13,158 | \$ 13,098 | \$ 13,633 | \$ 14,182 | \$ 20,000 | 70.9% | \$ 3,780 | \$ 20,000 | 18.9% | |
| 53100 - Conferences and Meetings | \$ - | \$ - | \$ - | \$ - | \$ - | \$ 3,000 | 0.0% | \$ - | \$ 3,000 | 0.0% | |
| 53110 - Employee Training | \$ - | \$ - | \$ - | \$ - | \$ - | \$ 1,000 | 0.0% | \$ - | \$ 1,000 | 0.0% | |
| Commodities | \$ 68 | \$ 237 | \$ 124 | \$ - | \$ 134 | \$ 6,045 | 2.2% | \$ 335 | \$ 6,045 | 5.5% | |
| 60010 - Operating Supplies | \$ 68 | \$ 237 | \$ 124 | \$ - | \$ 134 | \$ 4,000 | 3.4% | \$ 335 | \$ 4,000 | 8.4% | |
| 60020 - Computer Related Supplies | \$ - | \$ - | \$ - | \$ - | \$ - | \$ 2,045 | 0.0% | \$ - | \$ 2,045 | 0.0% | |
| Capital | \$ 14,727 | \$ 39,272 | \$ 29,454 | \$ 29,822 | \$ 30,927 | \$ 38,927 | 79.4% | \$ 30,927 | \$ 38,927 | 79.4% | |
| 70020 - Computer Software- Capital | \$ 14,727 | \$ 39,272 | \$ 29,454 | \$ 29,822 | \$ 30,927 | \$ 38,927 | 79.4% | \$ 30,927 | \$ 38,927 | 79.4% | |
| Contingency and Other | \$ - | \$ - | \$ - | \$ - | \$ - | \$ 148,333 | 0.0% | \$ - | \$ 63,584 | 0.0% | |
| 89000 - Addition to Fund Balance | \$ - | \$ - | \$ - | \$ - | \$ - | \$ 148,333 | 0.0% | \$ - | \$ 63,584 | 0.0% | |
| Transfers Out | \$ - | \$ - | \$ - | \$ 75,880 | \$ 1,515 | \$ 1,515 | 100.0% | \$ 594 | \$ 594 | 100.0% | |
| 99000 - Transfer To Other Funds | \$ - | \$ - | \$ - | \$ - | \$ - | \$ - | 0.0% | \$ - | \$ - | 0.0% | |
| 99001 - Transfer to General Fund 001 | \$ - | \$ - | \$ - | \$ 66,586 | \$ 1,515 | \$ 1,515 | 100.0% | \$ 594 | \$ 594 | 100.0% | |
| 99110 - Transfer to Illinois Municipal Retirement Fund 110 | \$ - | \$ - | \$ - | \$ 4,350 | \$ - | \$ - | 0.0% | \$ - | \$ - | 0.0% | |
| 99111 - Transfer to FICA/Social Security Fund 111 | \$ - | \$ - | \$ - | \$ 4,944 | \$ - | \$ - | 0.0% | \$ - | \$ - | 0.0% | |
| 161 Election Equipment Fund | \$ 554 | \$ 1,055,185 | \$ - | \$ 499,200 | \$ - | \$ 850,000 | 0.0% | \$ - | \$ 850,000 | 0.0% | |
| Expenses | \$ 554 | \$ 1,055,185 | \$ - | \$ 499,200 | \$ - | \$ 850,000 | 0.0% | \$ - | \$ 850,000 | 0.0% | |
| Commodities | \$ - | \$ 1,055,185 | \$ - | \$ 499,200 | \$ - | \$ 850,000 | 0.0% | \$ - | \$ 850,000 | 0.0% | |
| 60320 - Voting Systems and Accessories | \$ - | \$ 1,055,185 | \$ - | \$ 499,200 | \$ - | \$ 850,000 | 0.0% | \$ - | \$ 850,000 | 0.0% | |
| Capital | \$ 554 | \$ - | \$ - | \$ - | \$ - | \$ - | 0.0% | \$ - | \$ - | 0.0% | |
| 70070 - Automotive Equipment | \$ 554 | \$ - | \$ - | \$ - | \$ - | \$ - | 0.0% | \$ - | \$ - | 0.0% | |
| Contingency and Other | \$ - | \$ - | \$ - | \$ - | \$ - | \$ - | 0.0% | \$ - | \$ - | 0.0% | |
| 89000 - Addition to Fund Balance | \$ - | \$ - | \$ - | \$ - | \$ - | \$ - | 0.0% | \$ - | \$ - | 0.0% | |
| Grand Total | \$ 2,825,160 | \$ 4,863,153 | \$ 3,387,436 | \$ 4,747,718 | \$ 3,308,150 | \$ 5,691,699 | 58.1% | \$ 4,706,336 | \$ 6,505,810 | 71.7% | |

Committee Revenue Budget Report - by Account Detail
Through November 30, 2024 (100.00% YTD) DRAFT
***2019, 2020, 2021, 2022, 2023 Actual Full Fiscal Year**

| Department / Fund / Account Classification | 2019 Actual Amount* | 2020 Actual Amount* | 2021 Actual Amount* | 2022 Actual Amount* | 2023 Actual Amount* | 2023 Adopted Budget | 2023 YTD% Actual/Budget | 2024 Actual Amount | 2024 Adopted Budget | 2024 YTD% Actual/Budget | 2019 - 2024 Trend |
|--------------------------------------------|---------------------|---------------------|---------------------|---------------------|---------------------|---------------------|-------------------------|--------------------|---------------------|-------------------------|-------------------|
| 210 Recorder | \$ 3,918,843 | \$ 4,355,930 | \$ 6,076,631 | \$ 4,754,672 | \$ 3,493,824 | \$ 5,605,326 | 62.3% | \$ 3,625,433 | \$ 3,942,870 | 91.9% | |
| 001 General Fund | \$ 3,183,434 | \$ 3,429,272 | \$ 4,957,488 | \$ 4,039,651 | \$ 2,913,529 | \$ 4,380,550 | 66.5% | \$ 3,073,793 | \$ 2,765,540 | 111.1% | |
| Revenue | \$ 3,183,434 | \$ 3,429,272 | \$ 4,957,488 | \$ 4,039,651 | \$ 2,913,529 | \$ 4,380,550 | 66.5% | \$ 3,073,793 | \$ 2,765,540 | 111.1% | |
| Charges for Services | \$ 3,183,337 | \$ 3,429,207 | \$ 4,957,422 | \$ 4,039,599 | \$ 2,913,489 | \$ 4,380,500 | 66.5% | \$ 3,073,766 | \$ 2,765,500 | 111.1% | |
| 34140 - Financing Statement Fees | \$ 10,965 | \$ 15,795 | \$ 13,170 | \$ 14,960 | \$ 15,220 | \$ 13,000 | 117.1% | \$ 19,270 | \$ 15,500 | 124.3% | |
| 34150 - Recording Fees | \$ 1,405,097 | \$ 1,796,177 | \$ 2,194,296 | \$ 1,428,974 | \$ 1,006,604 | \$ 1,732,500 | 58.1% | \$ 1,039,089 | \$ 965,000 | 107.7% | |
| 34160 - Certified Record Copy Fees | \$ 18,768 | \$ 9,182 | \$ 12,736 | \$ 11,567 | \$ 9,950 | \$ 10,000 | 99.5% | \$ 11,028 | \$ 10,000 | 110.3% | |
| 34170 - Revenue Tax Stamp Fees | \$ 1,748,507 | \$ 1,608,053 | \$ 2,737,220 | \$ 2,584,098 | \$ 1,881,714 | \$ 2,625,000 | 71.7% | \$ 2,004,379 | \$ 1,775,000 | 112.9% | |
| Interest Revenue | \$ 97 | \$ 65 | \$ 66 | \$ 51 | \$ 40 | \$ 50 | 80.7% | \$ 27 | \$ 40 | 68.0% | |
| 38000 - Investment Income | \$ 97 | \$ 65 | \$ 66 | \$ 51 | \$ 40 | \$ 50 | 80.7% | \$ 27 | \$ 40 | 68.0% | |
| 170 Recorder's Automation | \$ 735,408 | \$ 926,658 | \$ 1,119,143 | \$ 715,021 | \$ 580,295 | \$ 1,224,776 | 47.4% | \$ 551,640 | \$ 1,177,330 | 46.9% | |
| Revenue | \$ 735,408 | \$ 926,658 | \$ 1,119,143 | \$ 715,021 | \$ 580,295 | \$ 1,224,776 | 47.4% | \$ 551,640 | \$ 1,177,330 | 46.9% | |
| Charges for Services | \$ 705,750 | \$ 909,156 | \$ 1,119,960 | \$ 731,118 | \$ 519,816 | \$ 860,250 | 60.4% | \$ 533,317 | \$ 494,000 | 108.0% | |
| 34150 - Recording Fees | \$ 643,618 | \$ 829,697 | \$ 1,022,139 | \$ 667,146 | \$ 474,283 | \$ 785,250 | 60.4% | \$ 486,623 | \$ 450,000 | 108.1% | |
| 34180 - GIS Fees | \$ 62,132 | \$ 79,459 | \$ 97,821 | \$ 63,972 | \$ 45,533 | \$ 75,000 | 60.7% | \$ 46,694 | \$ 44,000 | 106.1% | |
| Reimbursements | \$ - | \$ - | \$ - | \$ - | \$ - | \$ - | 0.0% | \$ - | \$ - | 0.0% | |
| 37900 - Miscellaneous Reimbursement | \$ - | \$ - | \$ - | \$ - | \$ - | \$ - | 0.0% | \$ - | \$ - | 0.0% | |
| Interest Revenue | \$ 29,658 | \$ 17,502 | \$ (816) | \$ (16,097) | \$ 60,479 | \$ 4,260 | 1,419.7% | \$ 18,323 | \$ 46,491 | 39.4% | |
| 38000 - Investment Income | \$ 29,658 | \$ 17,502 | \$ (816) | \$ (16,097) | \$ 60,479 | \$ 4,260 | 1,419.7% | \$ 18,323 | \$ 46,491 | 39.4% | |
| Other | \$ - | \$ - | \$ - | \$ - | \$ - | \$ 360,266 | 0.0% | \$ - | \$ 636,839 | 0.0% | |
| 39900 - Fund Balance Utilization | \$ - | \$ - | \$ - | \$ - | \$ - | \$ 360,266 | 0.0% | \$ - | \$ 636,839 | 0.0% | |
| Grand Total | \$ 3,918,843 | \$ 4,355,930 | \$ 6,076,631 | \$ 4,754,672 | \$ 3,493,824 | \$ 5,605,326 | 62.3% | \$ 3,625,433 | \$ 3,942,870 | 91.9% | |

Committee Expense Budget Report - by Account Detail
Through November 30, 2024 (100.00% YTD, 96.15% Payroll Expense through Pay Period Ending 11/09/2024) DRAFT
***2019, 2020, 2021, 2022, 2023 Actual Full Fiscal Year**

| Department / Fund / Account Classification | 2019 Actual Amount* | 2020 Actual Amount* | 2021 Actual Amount* | 2022 Actual Amount* | 2023 Actual Amount* | 2023 Adopted Budget | 2023 YTD% Actual/Budget | 2024 Actual Amount | 2024 Adopted Budget | 2024 YTD% Actual/Budget | 2019 - 2024 Trend |
|-------------------------------------------------|---------------------|---------------------|---------------------|---------------------|---------------------|---------------------|-------------------------|--------------------|---------------------|-------------------------|-------------------|
| 210 Recorder | \$ 1,349,247 | \$ 1,352,365 | \$ 1,426,756 | \$ 1,826,433 | \$ 1,479,013 | \$ 2,117,814 | 69.8% | \$ 1,192,008 | \$ 1,881,908 | 62.6% | |
| 001 General Fund | \$ 650,985 | \$ 663,302 | \$ 665,132 | \$ 665,768 | \$ 729,282 | \$ 893,038 | 81.7% | \$ 574,561 | \$ 704,578 | 79.2% | |
| Expenses | \$ 650,985 | \$ 663,302 | \$ 665,132 | \$ 665,768 | \$ 729,282 | \$ 893,038 | 81.7% | \$ 574,561 | \$ 704,578 | 79.2% | |
| Personnel Services- Salaries & Wages | \$ 546,574 | \$ 562,043 | \$ 560,670 | \$ 555,114 | \$ 599,112 | \$ 714,953 | 83.8% | \$ 572,704 | \$ 700,458 | 79.4% | |
| 40000 - Salaries and Wages | \$ 546,574 | \$ 581,514 | \$ 560,670 | \$ 555,114 | \$ 599,112 | \$ 696,683 | 86.0% | \$ 572,704 | \$ 700,457 | 81.8% | |
| 40002 - Non-Union Wage Increase | \$ - | \$ - | \$ - | \$ - | \$ - | \$ 18,270 | 0.0% | \$ - | \$ 1 | 0.0% | |
| 40003 - Cost of Living Increase | \$ - | \$ - | \$ - | \$ - | \$ - | \$ - | 0.0% | \$ - | \$ - | 0.0% | |
| 40009 - Salaries and Wages Subsidy | \$ - | \$ (19,471) | \$ - | \$ - | \$ - | \$ - | 0.0% | \$ - | \$ - | 0.0% | |
| Personnel Services- Employee Benefits | \$ 101,165 | \$ 98,793 | \$ 101,389 | \$ 107,679 | \$ 127,575 | \$ 173,965 | 73.3% | \$ - | \$ - | 0.0% | |
| 45000 - Healthcare Contribution | \$ 97,242 | \$ 99,118 | \$ 97,523 | \$ 103,987 | \$ 123,518 | \$ 168,561 | 73.3% | \$ - | \$ - | 0.0% | |
| 45009 - Healthcare Subsidy | \$ - | \$ (3,894) | \$ - | \$ - | \$ - | \$ - | 0.0% | \$ - | \$ - | 0.0% | |
| 45010 - Dental Contribution | \$ 3,923 | \$ 3,743 | \$ 3,866 | \$ 3,692 | \$ 4,057 | \$ 5,404 | 75.1% | \$ - | \$ - | 0.0% | |
| 45019 - Dental Subsidy | \$ - | \$ (174) | \$ - | \$ - | \$ - | \$ - | 0.0% | \$ - | \$ - | 0.0% | |
| Contractual Services | \$ 1,334 | \$ 1,341 | \$ 1,329 | \$ 1,358 | \$ 1,407 | \$ 2,050 | 68.6% | \$ 921 | \$ 2,050 | 44.9% | |
| 53120 - Employee Mileage Expense | \$ 384 | \$ 391 | \$ 379 | \$ 408 | \$ 457 | \$ 1,000 | 45.7% | \$ 821 | \$ 1,000 | 82.1% | |
| 53130 - General Association Dues | \$ 950 | \$ 950 | \$ 950 | \$ 950 | \$ 950 | \$ 1,050 | 90.5% | \$ 100 | \$ 1,050 | 9.5% | |
| Commodities | \$ 1,912 | \$ 1,125 | \$ 1,744 | \$ 1,617 | \$ 1,188 | \$ 2,070 | 57.4% | \$ 936 | \$ 2,070 | 45.2% | |
| 60000 - Office Supplies | \$ 1,912 | \$ 1,125 | \$ 1,744 | \$ 1,617 | \$ 1,188 | \$ 2,070 | 57.4% | \$ 936 | \$ 2,070 | 45.2% | |
| 60265 - Public Health Commodities - Coronavirus | \$ - | \$ - | \$ - | \$ - | \$ - | \$ - | 0.0% | \$ - | \$ - | 0.0% | |
| 170 Recorder's Automation | \$ 698,262 | \$ 689,063 | \$ 761,624 | \$ 1,160,665 | \$ 749,730 | \$ 1,224,776 | 61.2% | \$ 617,447 | \$ 1,177,330 | 52.4% | |
| Expenses | \$ 698,262 | \$ 689,063 | \$ 761,624 | \$ 1,160,665 | \$ 749,730 | \$ 1,224,776 | 61.2% | \$ 617,447 | \$ 1,177,330 | 52.4% | |
| Personnel Services- Salaries & Wages | \$ 177,536 | \$ 150,358 | \$ 155,244 | \$ 131,099 | \$ 112,890 | \$ 234,212 | 48.2% | \$ 108,486 | \$ 175,327 | 61.9% | |
| 40000 - Salaries and Wages | \$ 177,536 | \$ 152,648 | \$ 155,244 | \$ 131,099 | \$ 112,890 | \$ 227,370 | 49.7% | \$ 108,486 | \$ 170,219 | 63.7% | |
| 40002 - Non-Union Wage Increase | \$ - | \$ - | \$ - | \$ - | \$ - | \$ 6,842 | 0.0% | \$ - | \$ 1 | 0.0% | |
| 40003 - Cost of Living Increase | \$ - | \$ - | \$ - | \$ - | \$ - | \$ - | 0.0% | \$ - | \$ 5,107 | 0.0% | |
| 40009 - Salaries and Wages Subsidy | \$ - | \$ (2,290) | \$ - | \$ - | \$ - | \$ - | 0.0% | \$ - | \$ - | 0.0% | |
| Personnel Services- Employee Benefits | \$ 71,449 | \$ 56,401 | \$ 59,906 | \$ 45,276 | \$ 32,322 | \$ 93,749 | 34.5% | \$ 29,420 | \$ 106,741 | 27.6% | |
| 45000 - Healthcare Contribution | \$ 38,972 | \$ 28,332 | \$ 27,993 | \$ 20,219 | \$ 12,603 | \$ 56,854 | 22.2% | \$ 12,426 | \$ 79,419 | 15.6% | |
| 45009 - Healthcare Subsidy | \$ - | \$ (953) | \$ - | \$ - | \$ - | \$ - | 0.0% | \$ - | \$ - | 0.0% | |
| 45010 - Dental Contribution | \$ 1,598 | \$ 961 | \$ 1,050 | \$ 689 | \$ 384 | \$ 1,716 | 22.4% | \$ 395 | \$ 2,236 | 17.7% | |
| 45019 - Dental Subsidy | \$ - | \$ (36) | \$ - | \$ - | \$ - | \$ - | 0.0% | \$ - | \$ - | 0.0% | |
| 45100 - FICA/SS Contribution | \$ 13,012 | \$ 11,246 | \$ 11,431 | \$ 9,689 | \$ 8,424 | \$ 17,917 | 47.0% | \$ 8,090 | \$ 13,413 | 60.3% | |
| 45109 - FICA/SS Subsidy | \$ - | \$ (154) | \$ - | \$ - | \$ - | \$ - | 0.0% | \$ - | \$ - | 0.0% | |
| 45200 - IMRF Contribution | \$ 12,561 | \$ 11,778 | \$ 13,108 | \$ 8,617 | \$ 5,710 | \$ 12,062 | 47.3% | \$ 4,866 | \$ 8,030 | 60.6% | |
| 45209 - IMRF Subsidy | \$ - | \$ (184) | \$ - | \$ - | \$ - | \$ - | 0.0% | \$ - | \$ - | 0.0% | |
| 53010 - Workers Compensation | \$ 5,306 | \$ 5,412 | \$ 6,324 | \$ 6,061 | \$ 5,200 | \$ 5,200 | 100.0% | \$ 3,643 | \$ 3,643 | 100.0% | |
| Contractual Services | \$ 307,090 | \$ 370,796 | \$ 404,926 | \$ 462,417 | \$ 393,103 | \$ 517,583 | 75.9% | \$ 455,905 | \$ 516,030 | 88.3% | |
| 50150 - Contractual/Consulting Services | \$ 298,500 | \$ 363,860 | \$ 398,426 | \$ 454,931 | \$ 383,659 | \$ 493,000 | 77.8% | \$ 446,183 | \$ 493,000 | 90.5% | |
| 52130 - Repairs and Maint- Computers | \$ 1,983 | \$ - | \$ - | \$ - | \$ - | \$ 4,000 | 0.0% | \$ - | \$ 4,000 | 0.0% | |
| 52140 - Repairs and Maint- Copiers | \$ 2,405 | \$ 2,373 | \$ 2,340 | \$ 2,312 | \$ 2,511 | \$ 6,150 | 40.8% | \$ 2,522 | \$ 6,150 | 41.0% | |
| 53000 - Liability Insurance | \$ 3,969 | \$ 4,435 | \$ 4,032 | \$ 5,022 | \$ 6,839 | \$ 6,839 | 100.0% | \$ 5,294 | \$ 5,294 | 100.0% | |
| 53020 - Unemployment Claims | \$ 234 | \$ 128 | \$ 128 | \$ 152 | \$ 94 | \$ 94 | 100.0% | \$ 86 | \$ 86 | 100.0% | |
| 53090 - Film Conversion/Book Binding | \$ - | \$ - | \$ - | \$ - | \$ - | \$ 5,000 | 0.0% | \$ - | \$ 5,000 | 0.0% | |
| 53100 - Conferences and Meetings | \$ - | \$ - | \$ - | \$ - | \$ - | \$ 500 | 0.0% | \$ 1,820 | \$ 500 | 364.0% | |
| 53110 - Employee Training | \$ - | \$ - | \$ - | \$ - | \$ - | \$ 2,000 | 0.0% | \$ - | \$ 2,000 | 0.0% | |
| Commodities | \$ 57,226 | \$ 24,508 | \$ 20,297 | \$ 29,585 | \$ 26,200 | \$ 204,232 | 12.8% | \$ 23,636 | \$ 204,232 | 11.6% | |
| 60000 - Office Supplies | \$ 2,089 | \$ - | \$ - | \$ - | \$ - | \$ 4,000 | 0.0% | \$ - | \$ 4,000 | 0.0% | |
| 60010 - Operating Supplies | \$ 4,566 | \$ 3,955 | \$ 4,367 | \$ 4,319 | \$ 4,394 | \$ 8,000 | 54.9% | \$ 3,727 | \$ 8,000 | 46.6% | |
| 60020 - Computer Related Supplies | \$ 49,475 | \$ 20,088 | \$ 15,448 | \$ 24,085 | \$ 21,278 | \$ 190,500 | 11.2% | \$ 18,963 | \$ 190,500 | 10.0% | |
| 60050 - Books and Subscriptions | \$ 650 | \$ - | \$ - | \$ 675 | \$ - | \$ 800 | 0.0% | \$ 670 | \$ 800 | 83.8% | |
| 60265 - Public Health Commodities - Coronavirus | \$ - | \$ - | \$ - | \$ - | \$ - | \$ - | 0.0% | \$ - | \$ - | 0.0% | |

Committee Expense Budget Report - by Account Detail
Through November 30, 2024 (100.00% YTD, 96.15% Payroll Expense through Pay Period Ending 11/09/2024) DRAFT
***2019, 2020, 2021, 2022, 2023 Actual Full Fiscal Year**

| Department / Fund / Account Classification | 2019 Actual Amount* | 2020 Actual Amount* | 2021 Actual Amount* | 2022 Actual Amount* | 2023 Actual Amount* | 2023 Adopted Budget | 2023 YTD% Actual/Budget | 2024 Actual Amount | 2024 Adopted Budget | 2024 YTD% Actual/Budget | 2019 - 2024 Trend |
|--------------------------------------------|---------------------|---------------------|---------------------|---------------------|---------------------|---------------------|-------------------------|---------------------|---------------------|-------------------------|-------------------|
| 64000 - Telephone | \$ 446 | \$ 465 | \$ 482 | \$ 506 | \$ 528 | \$ 932 | 56.7% | \$ 276 | \$ 932 | 29.6% | |
| Capital | \$ 84,962 | \$ 87,000 | \$ 121,250 | \$ 492,289 | \$ 185,216 | \$ 175,000 | 105.8% | \$ - | \$ 175,000 | 0.0% | |
| 70000 - Computers | \$ 18,962 | \$ - | \$ - | \$ - | \$ - | \$ - | 0.0% | \$ - | \$ - | 0.0% | |
| 70020 - Computer Software- Capital | \$ 66,000 | \$ 87,000 | \$ 121,250 | \$ 480,294 | \$ 185,216 | \$ 175,000 | 105.8% | \$ - | \$ 175,000 | 0.0% | |
| 70050 - Printers | \$ - | \$ - | \$ - | \$ 11,995 | \$ - | \$ - | 0.0% | \$ - | \$ - | 0.0% | |
| Grand Total | \$ 1,349,247 | \$ 1,352,365 | \$ 1,426,756 | \$ 1,826,433 | \$ 1,479,013 | \$ 2,117,814 | 69.8% | \$ 1,192,008 | \$ 1,881,908 | 62.6% | |

Committee Expense Budget Report - by Account Detail
Through November 30, 2024 (100.00% YTD, 96.15% Payroll Expense through Pay Period Ending 11/09/2024) DRAFT
***2019, 2020, 2021, 2022, 2023 Actual Full Fiscal Year**

| Department / Fund / Account Classification | 2019 Actual Amount* | 2020 Actual Amount* | 2021 Actual Amount* | 2022 Actual Amount* | 2023 Actual Amount* | 2023 Adopted Budget | 2023 YTD% Actual/Budget | 2024 Actual Amount | 2024 Adopted Budget | 2024 YTD% Actual/Budget | 2019 - 2024 Trend |
|-------------------------------------------------|---------------------|---------------------|---------------------|---------------------|---------------------|---------------------|-------------------------|--------------------|---------------------|-------------------------|-------------------|
| 230 Regional Office of Education | \$ 303,534 | \$ 315,952 | \$ 320,825 | \$ 411,252 | \$ 438,858 | \$ 471,354 | 93.1% | \$ 347,705 | \$ 333,485 | 101.3% | |
| 001 General Fund | \$ 303,534 | \$ 315,952 | \$ 320,825 | \$ 411,252 | \$ 438,858 | \$ 471,354 | 93.1% | \$ 347,705 | \$ 333,485 | 101.3% | |
| Expenses | \$ 303,534 | \$ 315,952 | \$ 320,825 | \$ 411,252 | \$ 438,858 | \$ 471,354 | 93.1% | \$ 347,705 | \$ 333,485 | 101.3% | |
| Personnel Services- Salaries & Wages | \$ 261,700 | \$ 270,614 | \$ 263,893 | \$ 337,158 | \$ 362,305 | \$ 327,763 | 110.5% | \$ 347,705 | \$ 328,910 | 102.6% | |
| 40000 - Salaries and Wages | \$ 261,700 | \$ 270,614 | \$ 263,893 | \$ 337,158 | \$ 362,305 | \$ 318,188 | 113.9% | \$ 347,705 | \$ 328,909 | 105.7% | |
| 40002 - Non-Union Wage Increase | \$ - | \$ - | \$ - | \$ - | \$ - | \$ 9,575 | 0.0% | \$ - | \$ 1 | 0.0% | |
| 40003 - Cost of Living Increase | \$ - | \$ - | \$ - | \$ - | \$ - | \$ - | 0.0% | \$ - | \$ - | 0.0% | |
| Personnel Services- Employee Benefits | \$ 41,834 | \$ 45,338 | \$ 56,932 | \$ 74,094 | \$ 76,553 | \$ 139,016 | 55.1% | \$ - | \$ - | 0.0% | |
| 45000 - Healthcare Contribution | \$ 41,203 | \$ 44,708 | \$ 56,391 | \$ 73,225 | \$ 75,844 | \$ 137,018 | 55.4% | \$ - | \$ - | 0.0% | |
| 45010 - Dental Contribution | \$ 631 | \$ 630 | \$ 541 | \$ 870 | \$ 709 | \$ 1,998 | 35.5% | \$ - | \$ - | 0.0% | |
| Contractual Services | \$ - | \$ - | \$ - | \$ - | \$ - | \$ 4,575 | 0.0% | \$ - | \$ 4,575 | 0.0% | |
| 50150 - Contractual/Consulting Services | \$ - | \$ - | \$ - | \$ - | \$ - | \$ 4,575 | 0.0% | \$ - | \$ 4,575 | 0.0% | |
| Grand Total | \$ 303,534 | \$ 315,952 | \$ 320,825 | \$ 411,252 | \$ 438,858 | \$ 471,354 | 93.1% | \$ 347,705 | \$ 333,485 | 101.3% | |

Committee Revenue Budget Report - by Account Detail
Through November 30, 2024 (100.00% YTD) DRAFT
***2019, 2020, 2021, 2022, 2023 Actual Full Fiscal Year**

| Department / Fund / Account Classification | 2019 Actual Amount* | 2020 Actual Amount* | 2021 Actual Amount* | 2022 Actual Amount* | 2023 Actual Amount* | 2023 Adopted Budget | 2023 YTD% Actual/Budget | 2024 Actual Amount | 2024 Adopted Budget | 2024 YTD% Actual/Budget | 2019 - 2024 Trend |
|--------------------------------------------|---------------------|---------------------|---------------------|---------------------|---------------------|---------------------|-------------------------|--------------------|---------------------|-------------------------|-------------------|
| 660 Veterans' Commission | \$ 323,646 | \$ 315,366 | \$ 315,272 | \$ 296,000 | \$ 496,520 | \$ 514,810 | 86.5% | \$ 546,545 | \$ 610,852 | 89.5% | |
| 380 Veterans' Commission | \$ 323,646 | \$ 315,366 | \$ 315,272 | \$ 296,000 | \$ 496,520 | \$ 514,810 | 86.5% | \$ 546,545 | \$ 610,852 | 89.5% | |
| Revenue | \$ 323,646 | \$ 315,366 | \$ 315,272 | \$ 296,000 | \$ 496,520 | \$ 514,810 | 86.5% | \$ 546,545 | \$ 610,852 | 89.5% | |
| Interest Revenue | \$ 18,081 | \$ 10,540 | \$ (344) | \$ (10,136) | \$ 34,055 | \$ 2,800 | 1,216.3% | \$ 12,595 | \$ 24,573 | 51.3% | |
| 38000 - Investment Income | \$ 18,081 | \$ 10,540 | \$ (344) | \$ (10,136) | \$ 34,055 | \$ 2,800 | 1,216.3% | \$ 12,595 | \$ 24,573 | 51.3% | |
| Other | \$ 1,086 | \$ 1,098 | \$ 1,150 | \$ 615 | \$ 950 | \$ 50,945 | 0.9% | \$ 910 | \$ 53,723 | 1.7% | |
| 38900 - Miscellaneous Other | \$ 1,086 | \$ 1,098 | \$ 1,150 | \$ 615 | \$ 950 | \$ 945 | 100.5% | \$ 910 | \$ 945 | 96.3% | |
| 39900 - Fund Balance Utilization | \$ - | \$ - | \$ - | \$ - | \$ - | \$ 50,000 | 0.0% | \$ - | \$ 52,778 | 0.0% | |
| Other Taxes | \$ - | \$ 391 | \$ 137 | \$ 469 | \$ 454 | \$ - | 0.0% | \$ - | \$ - | 0.0% | |
| 30170 - TIF Distribution Tax | \$ - | \$ 391 | \$ 137 | \$ 469 | \$ 454 | \$ - | 0.0% | \$ - | \$ - | 0.0% | |
| Property Taxes | \$ 304,479 | \$ 303,338 | \$ 306,030 | \$ 305,052 | \$ 461,061 | \$ 461,065 | 100.0% | \$ 533,040 | \$ 532,556 | 100.1% | |
| 30000 - Property Taxes | \$ 304,479 | \$ 303,338 | \$ 306,030 | \$ 304,294 | \$ 460,004 | \$ 461,065 | 99.8% | \$ 533,040 | \$ 532,556 | 100.1% | |
| 30005 - Property Tax Revenue Recapture | \$ - | \$ - | \$ - | \$ 758 | \$ 1,057 | \$ - | 0.0% | \$ - | \$ - | 0.0% | |
| Transfers In | \$ - | \$ - | \$ 8,300 | \$ - | \$ - | \$ - | 0.0% | \$ - | \$ - | 0.0% | |
| 39000 - Transfer From Other Funds | \$ - | \$ - | \$ 8,300 | \$ - | \$ - | \$ - | 0.0% | \$ - | \$ - | 0.0% | |
| Grand Total | \$ 323,646 | \$ 315,366 | \$ 315,272 | \$ 296,000 | \$ 496,520 | \$ 514,810 | 86.5% | \$ 546,545 | \$ 610,852 | 89.5% | |

Committee Expense Budget Report - by Account Detail
Through November 30, 2024 (100.00% YTD, 96.15% Payroll Expense through Pay Period Ending 11/09/2024) DRAFT
***2019, 2020, 2021, 2022, 2023 Actual Full Fiscal Year**

| Department / Fund / Account Classification | 2019 Actual Amount* | 2020 Actual Amount* | 2021 Actual Amount* | 2022 Actual Amount* | 2023 Actual Amount* | 2023 Adopted Budget | 2023 YTD% Actual/Budget | 2024 Actual Amount | 2024 Adopted Budget | 2024 YTD% Actual/Budget | 2019 - 2024 Trend |
|-------------------------------------------------|---------------------|---------------------|---------------------|---------------------|---------------------|---------------------|-------------------------|--------------------|---------------------|-------------------------|-------------------|
| 660 Veterans' Commission | \$ 290,158 | \$ 291,229 | \$ 300,950 | \$ 309,930 | \$ 478,773 | \$ 514,810 | 83.4% | \$ 507,480 | \$ 610,852 | 83.1% | |
| 380 Veterans' Commission | \$ 290,158 | \$ 291,229 | \$ 300,950 | \$ 309,930 | \$ 478,773 | \$ 514,810 | 83.4% | \$ 507,480 | \$ 610,852 | 83.1% | |
| Expenses | \$ 290,158 | \$ 291,229 | \$ 300,950 | \$ 309,930 | \$ 478,773 | \$ 514,810 | 83.4% | \$ 507,480 | \$ 610,852 | 83.1% | |
| Personnel Services- Salaries & Wages | \$ 189,452 | \$ 194,558 | \$ 198,517 | \$ 203,240 | \$ 318,247 | \$ 290,797 | 97.2% | \$ 354,125 | \$ 361,632 | 97.9% | |
| 40000 - Salaries and Wages | \$ 189,452 | \$ 194,558 | \$ 198,517 | \$ 203,240 | \$ 318,247 | \$ 290,797 | 97.2% | \$ 354,125 | \$ 343,773 | 103.0% | |
| 40002 - Non-Union Wage Increase | \$ - | \$ - | \$ - | \$ - | \$ - | \$ - | 0.0% | \$ - | \$ 17,859 | 0.0% | |
| Personnel Services- Employee Benefits | \$ 84,565 | \$ 86,677 | \$ 89,139 | \$ 86,438 | \$ 107,892 | \$ 110,509 | 82.7% | \$ 114,110 | \$ 126,060 | 90.5% | |
| 45000 - Healthcare Contribution | \$ 51,720 | \$ 51,495 | \$ 51,166 | \$ 52,209 | \$ 60,537 | \$ 64,577 | 76.8% | \$ 63,510 | \$ 72,108 | 88.1% | |
| 45010 - Dental Contribution | \$ 1,543 | \$ 1,454 | \$ 1,589 | \$ 1,589 | \$ 1,706 | \$ 2,254 | 67.4% | \$ 1,897 | \$ 1,985 | 95.6% | |
| 45100 - FICA/SS Contribution | \$ 13,496 | \$ 14,051 | \$ 14,194 | \$ 14,285 | \$ 22,884 | \$ 22,246 | 91.4% | \$ 25,581 | \$ 27,665 | 92.5% | |
| 45200 - IMRF Contribution | \$ 13,050 | \$ 14,716 | \$ 16,274 | \$ 12,684 | \$ 15,496 | \$ 14,976 | 91.9% | \$ 15,383 | \$ 16,563 | 92.9% | |
| 53010 - Workers Compensation | \$ 4,756 | \$ 4,961 | \$ 5,916 | \$ 5,671 | \$ 7,269 | \$ 6,456 | 100.0% | \$ 7,739 | \$ 7,739 | 100.0% | |
| Contractual Services | \$ 13,102 | \$ 7,708 | \$ 10,177 | \$ 17,852 | \$ 28,056 | \$ 94,180 | 29.0% | \$ 25,779 | \$ 102,796 | 25.1% | |
| 50160 - Legal Services | \$ - | \$ - | \$ - | \$ - | \$ 6,009 | \$ 50,000 | 12.0% | \$ 2,096 | \$ 50,000 | 4.2% | |
| 50235 - Public Health Services - Coronavirus | \$ - | \$ - | \$ - | \$ - | \$ - | \$ - | 0.0% | \$ - | \$ - | 0.0% | |
| 52140 - Repairs and Maint- Copiers | \$ 269 | \$ 196 | \$ 143 | \$ 200 | \$ 269 | \$ 150 | 179.0% | \$ 184 | \$ 200 | 92.2% | |
| 53000 - Liability Insurance | \$ 3,557 | \$ 4,067 | \$ 3,772 | \$ 4,699 | \$ 9,561 | \$ 8,492 | 100.0% | \$ 11,247 | \$ 11,247 | 100.0% | |
| 53020 - Unemployment Claims | \$ 210 | \$ 117 | \$ 120 | \$ 142 | \$ 132 | \$ 117 | 100.0% | \$ 181 | \$ 181 | 100.0% | |
| 53060 - General Printing | \$ - | \$ - | \$ 129 | \$ 237 | \$ 302 | \$ 500 | 60.3% | \$ 269 | \$ 500 | 53.8% | |
| 53100 - Conferences and Meetings | \$ 1,750 | \$ 91 | \$ 701 | \$ 1,466 | \$ 2,067 | \$ 1,476 | 140.1% | \$ 676 | \$ 1,802 | 37.5% | |
| 53110 - Employee Training | \$ 5,974 | \$ 2,647 | \$ 4,505 | \$ 10,155 | \$ 8,082 | \$ 8,061 | 84.8% | \$ 10,344 | \$ 13,376 | 77.3% | |
| 53120 - Employee Mileage Expense | \$ 841 | \$ 350 | \$ 306 | \$ 552 | \$ 1,185 | \$ 984 | 120.4% | \$ 332 | \$ 1,040 | 31.9% | |
| 53130 - General Association Dues | \$ 500 | \$ 240 | \$ 500 | \$ 400 | \$ 450 | \$ 400 | 100.0% | \$ 450 | \$ 450 | 100.0% | |
| 55000 - Miscellaneous Contractual Exp | \$ - | \$ - | \$ - | \$ - | \$ - | \$ 24,000 | 0.0% | \$ - | \$ 24,000 | 0.0% | |
| Commodities | \$ 3,040 | \$ 2,111 | \$ 2,895 | \$ 2,401 | \$ 2,804 | \$ 6,956 | 40.3% | \$ 1,581 | \$ 8,479 | 18.6% | |
| 60000 - Office Supplies | \$ 1,143 | \$ 315 | \$ 843 | \$ 170 | \$ 577 | \$ 683 | 84.5% | \$ 388 | \$ 642 | 60.5% | |
| 60050 - Books and Subscriptions | \$ 245 | \$ 256 | \$ 271 | \$ 507 | \$ 369 | \$ 271 | 136.3% | \$ - | \$ 288 | 0.0% | |
| 60060 - Computer Software- Non Capital | \$ - | \$ - | \$ - | \$ 15 | \$ - | \$ 4,003 | 0.0% | \$ - | \$ 4,960 | 0.0% | |
| 60070 - Computer Hardware- Non Capital | \$ 21 | \$ 146 | \$ - | \$ - | \$ 21 | \$ - | 0.0% | \$ - | \$ - | 0.0% | |
| 60265 - Public Health Commodities - Coronavirus | \$ - | \$ - | \$ - | \$ 22 | \$ - | \$ - | 0.0% | \$ - | \$ - | 0.0% | |
| 64000 - Telephone | \$ 1,630 | \$ 1,395 | \$ 1,781 | \$ 1,687 | \$ 1,675 | \$ 1,999 | 83.8% | \$ 977 | \$ 2,109 | 46.3% | |
| 64010 - Cellular Phone | \$ - | \$ - | \$ - | \$ - | \$ 161 | \$ - | 0.0% | \$ 216 | \$ 480 | 45.0% | |
| Capital | \$ - | \$ 175 | \$ 222 | \$ - | \$ 9,406 | \$ - | 0.0% | \$ - | \$ - | 0.0% | |
| 70030 - Computer Software License Cost | \$ - | \$ 175 | \$ 222 | \$ - | \$ - | \$ - | 0.0% | \$ - | \$ - | 0.0% | |
| 70080 - Office Furniture | \$ - | \$ - | \$ - | \$ - | \$ 9,406 | \$ - | 0.0% | \$ - | \$ - | 0.0% | |
| Contingency and Other | \$ - | \$ - | \$ - | \$ - | \$ - | \$ - | 0.0% | \$ - | \$ - | 0.0% | |
| 89000 - Addition to Fund Balance | \$ - | \$ - | \$ - | \$ - | \$ - | \$ - | 0.0% | \$ - | \$ - | 0.0% | |
| Transfers Out | \$ - | \$ - | \$ - | \$ - | \$ 12,368 | \$ 12,368 | 100.0% | \$ 11,885 | \$ 11,885 | 100.0% | |
| 99001 - Transfer to General Fund 001 | \$ - | \$ - | \$ - | \$ - | \$ 12,368 | \$ 12,368 | 100.0% | \$ 11,885 | \$ 11,885 | 100.0% | |
| Grand Total | \$ 290,158 | \$ 291,229 | \$ 300,950 | \$ 309,930 | \$ 478,773 | \$ 514,810 | 83.4% | \$ 507,480 | \$ 610,852 | 83.1% | |



Public Service Accounts Payable by GL Distribution

Payment Date Range 11/01/24 - 11/30/24

| Vendor | Invoice No. | Invoice Description | Status | Held Reason | Invoice Date | Due Date | G/L Date | Received Date | Payment Date | Invoice Amount |
|--------------------------------------------------------|-----------------|----------------------------|------------------------|-------------|--------------|------------|------------|---------------------------------------------------------|-------------------------|-------------------|
| Fund 001 - General Fund | | | | | | | | | | |
| Department 150 - Treasurer/Collector | | | | | | | | | | |
| Sub-Department 150 - Treasurer/Collector | | | | | | | | | | |
| Account 53060 - General Printing | | | | | | | | | | |
| 3578 - Warehouse Direct, Inc. | 5810881-0 | Supplies | Paid by EFT # 92113 | | 10/17/2024 | 10/17/2024 | 10/24/2024 | | 11/04/2024 | 128.60 |
| 3578 - Warehouse Direct, Inc. | 5810881-1 | Supplies | Paid by EFT # 92113 | | 10/18/2024 | 10/18/2024 | 10/24/2024 | | 11/04/2024 | 79.98 |
| 3509 - DS Services of America, Inc. dba Primo Water NA | 23847776 102624 | water services | Paid by EFT # 92224 | | 10/26/2024 | 10/26/2024 | 11/08/2024 | | 11/18/2024 | 47.90 |
| | | | | | | | | Account 53060 - General Printing Totals | Invoice Transactions 3 | <u>\$256.48</u> |
| Account 53070 - Legal Printing | | | | | | | | | | |
| 14160 - Surge Avalon Holdings, Inc dba Avalon Document | DSEP240010 | Printing Services | Paid by EFT # 92078 | | 10/08/2024 | 10/08/2024 | 10/24/2024 | | 11/04/2024 | 6,179.76 |
| 3245 - Paddock Publications (Daily Herald) | 302766 | Property Tax Reminder | Paid by Check # 385631 | | 10/17/2024 | 10/17/2024 | 10/29/2024 | | 11/18/2024 | 418.16 |
| | | | | | | | | Account 53070 - Legal Printing Totals | Invoice Transactions 2 | <u>\$6,597.92</u> |
| Account 53100 - Conferences and Meetings | | | | | | | | | | |
| 1009 - Government Finance Officers Assn (GFOA) | 3099249 | Seminar/Class Registration | Paid by Check # 385601 | | 10/04/2024 | 10/04/2024 | 11/04/2024 | | 11/18/2024 | 50.00 |
| 1009 - Government Finance Officers Assn (GFOA) | 3099250 | Seminar/Class Registration | Paid by Check # 385601 | | 10/04/2024 | 10/04/2024 | 11/04/2024 | | 11/18/2024 | 50.00 |
| | | | | | | | | Account 53100 - Conferences and Meetings Totals | Invoice Transactions 2 | <u>\$100.00</u> |
| Account 53120 - Employee Mileage Expense | | | | | | | | | | |
| 4375 - Carlos Mata | 103124 | Mileage | Paid by EFT # 92318 | | 10/31/2024 | 10/31/2024 | 11/08/2024 | | 11/18/2024 | 43.55 |
| | | | | | | | | Account 53120 - Employee Mileage Expense Totals | Invoice Transactions 1 | <u>\$43.55</u> |
| Account 60010 - Operating Supplies | | | | | | | | | | |
| 3186 - Insight Public Sector Inc | 1101219780 | Adobe Software | Paid by EFT # 92281 | | 11/01/2024 | 11/01/2024 | 11/08/2024 | | 11/18/2024 | 54.00 |
| 4371 - Toshiba Business Solutions, Inc. | 6416286 | photocopier services | Paid by Check # 385647 | | 11/02/2024 | 11/02/2024 | 11/08/2024 | | 11/18/2024 | 7.06 |
| | | | | | | | | Account 60010 - Operating Supplies Totals | Invoice Transactions 2 | <u>\$61.06</u> |
| Account 60020 - Computer Related Supplies | | | | | | | | | | |
| 4371 - Toshiba Business Solutions, Inc. | 6387936 | Copier Billing | Paid by Check # 385533 | | 10/01/2024 | 10/01/2024 | 10/24/2024 | | 11/04/2024 | 9.24 |
| | | | | | | | | Account 60020 - Computer Related Supplies Totals | Invoice Transactions 1 | <u>\$9.24</u> |
| | | | | | | | | Sub-Department 150 - Treasurer/Collector Totals | Invoice Transactions 11 | <u>\$7,068.25</u> |
| | | | | | | | | Department 150 - Treasurer/Collector Totals | Invoice Transactions 11 | <u>\$7,068.25</u> |



Public Service Accounts Payable by GL Distribution

Payment Date Range 11/01/24 - 11/30/24

| Vendor | Invoice No. | Invoice Description | Status | Held Reason | Invoice Date | Due Date | G/L Date | Received Date | Payment Date | Invoice Amount | |
|--------------------------------------------------------|-------------|------------------------------------------------------------------|------------------------|-------------|--------------|------------|------------|---------------|----------------------------------------------------------|------------------------|-------------------|
| Fund 001 - General Fund | | | | | | | | | | | |
| Department 170 - Supervisor of Assessments | | | | | | | | | | | |
| Sub-Department 170 - Supervisor of Assessments | | | | | | | | | | | |
| Account 52140 - Repairs and Maint- Copiers | | | | | | | | | | | |
| 13153 - Toshiba America Business Solutions, Inc | 6396528 | Print MGMT MTC for ESTUDIO3525AC B&W, Color Copies Cust#TOBMVMN | Paid by EFT # 92090 | | 10/04/2024 | 10/08/2024 | 10/08/2024 | | 11/04/2024 | 360.97 | |
| 13153 - Toshiba America Business Solutions, Inc | 6408245 | Monthly Print MGMT MTC for TOSHIBA 7508A B&W Copies Cust#TOBMVMN | Paid by EFT # 92425 | | 10/23/2024 | 10/31/2024 | 10/31/2024 | | 11/18/2024 | 41.41 | |
| | | | | | | | | | Account 52140 - Repairs and Maint- Copiers Totals | Invoice Transactions 2 | <u>\$402.38</u> |
| Account 53100 - Conferences and Meetings | | | | | | | | | | | |
| 4506 - Mark D. Armstrong | 102324 | Reimbursement Mileage, Meals&IAAO Registration for Legal Seminar | Paid by EFT # 91835 | | 10/23/2024 | 10/23/2024 | 10/23/2024 | | 11/04/2024 | 68.00 | |
| 2548 - Illinois Association of County Officials (IACO) | 3852 | IACO Conference Registration Fall Conf 2024 Winter, H | Paid by Check # 385494 | | 10/11/2024 | 10/11/2024 | 10/08/2024 | | 11/04/2024 | 215.00 | |
| | | | | | | | | | Account 53100 - Conferences and Meetings Totals | Invoice Transactions 2 | <u>\$283.00</u> |
| Account 53110 - Employee Training | | | | | | | | | | | |
| 4506 - Mark D. Armstrong | 102324 | Reimbursement Mileage, Meals&IAAO Registration for Legal Seminar | Paid by EFT # 91835 | | 10/23/2024 | 10/23/2024 | 10/23/2024 | | 11/04/2024 | 600.00 | |
| 4506 - Mark D. Armstrong | 110124 | Reimbursement Mileage, Meals & Hotel | Paid by EFT # 92154 | | 11/01/2024 | 11/01/2024 | 10/31/2024 | | 11/18/2024 | 382.80 | |
| 1732 - Illinois Property Assessment Institute | 475099 | IPAI Classes Exams Intro to Asmt in IL&Ethics for New Asmt Prof | Paid by Check # 385610 | | 10/31/2024 | 10/31/2024 | 10/31/2024 | | 11/18/2024 | 780.00 | |
| 4507 - Holly Winter | 103124 | Reimbursement Meals | Paid by EFT # 92461 | | 10/31/2024 | 10/31/2024 | 10/31/2024 | | 11/18/2024 | 64.00 | |
| 8128 - MICHELLE R ABELL | 110624 | Reimbursement Mileage & Registration for Online Course | Paid by EFT # 92141 | | 11/06/2024 | 11/06/2024 | 11/06/2024 | | 11/18/2024 | 450.00 | |
| | | | | | | | | | Account 53110 - Employee Training Totals | Invoice Transactions 5 | <u>\$2,276.80</u> |
| Account 53120 - Employee Mileage Expense | | | | | | | | | | | |
| 8128 - MICHELLE R ABELL | 102324 | Field Visits - Mileage | Paid by EFT # 91826 | | 10/23/2024 | 10/23/2024 | 10/23/2024 | | 11/04/2024 | 39.94 | |
| 4506 - Mark D. Armstrong | 102324 | Reimbursement Mileage, Meals&IAAO Registration for Legal Seminar | Paid by EFT # 91835 | | 10/23/2024 | 10/23/2024 | 10/23/2024 | | 11/04/2024 | 229.81 | |



Public Service Accounts Payable by GL Distribution

Payment Date Range 11/01/24 - 11/30/24

| Vendor | Invoice No. | Invoice Description | Status | Held Reason | Invoice Date | Due Date | G/L Date | Received Date | Payment Date | Invoice Amount | |
|--------------------------------------------------------|-----------------|----------------------------------------------------------------|------------------------|-------------|--------------|------------|------------|---------------|--------------------------------------------------------------|-------------------------|-------------------|
| Fund 001 - General Fund | | | | | | | | | | | |
| Department 170 - Supervisor of Assessments | | | | | | | | | | | |
| Sub-Department 170 - Supervisor of Assessments | | | | | | | | | | | |
| Account 53120 - Employee Mileage Expense | | | | | | | | | | | |
| 4506 - Mark D. Armstrong | 110124 | Reimbursement Mileage, Meals & Hotel | Paid by EFT # 92154 | | 11/01/2024 | 11/01/2024 | 10/31/2024 | | 11/18/2024 | 244.55 | |
| 8128 - MICHELLE R ABELL | 110624 | Reimbursement Mileage & Registration for Online Course | Paid by EFT # 92141 | | 11/06/2024 | 11/06/2024 | 11/06/2024 | | 11/18/2024 | 7.37 | |
| | | | | | | | | | Account 53120 - Employee Mileage Expense Totals | Invoice Transactions 4 | <u>\$521.67</u> |
| Account 60000 - Office Supplies | | | | | | | | | | | |
| 12799 - Amazon Capital Services Inc | 14N9-TJQM-QHTT | Big & Tall Office Chair Inv#14N9-TJQM-QHTT | Paid by EFT # 91830 | | 10/17/2024 | 10/22/2024 | 10/22/2024 | | 11/04/2024 | 277.77 | |
| 3509 - DS Services of America, Inc. dba Primo Water NA | 23847796 102624 | Bottle Water, Delivery Fee & Monthly Rent Act#1000052623847796 | Paid by EFT # 92224 | | 10/26/2024 | 11/07/2024 | 11/07/2024 | | 11/18/2024 | 37.92 | |
| | | | | | | | | | Account 60000 - Office Supplies Totals | Invoice Transactions 2 | <u>\$315.69</u> |
| | | | | | | | | | Sub-Department 170 - Supervisor of Assessments Totals | Invoice Transactions 15 | <u>\$3,799.54</u> |
| | | | | | | | | | Department 170 - Supervisor of Assessments Totals | Invoice Transactions 15 | <u>\$3,799.54</u> |
| Department 190 - County Clerk | | | | | | | | | | | |
| Sub-Department 190 - County Clerk | | | | | | | | | | | |
| Account 53100 - Conferences and Meetings | | | | | | | | | | | |
| 3465 - Petty Cash-County Clerk | 110524 | To reimburse petty cash. | Paid by Check # 385632 | | 11/05/2024 | 11/08/2024 | 11/08/2024 | | 11/18/2024 | 50.00 | |
| | | | | | | | | | Account 53100 - Conferences and Meetings Totals | Invoice Transactions 1 | <u>\$50.00</u> |
| Account 53120 - Employee Mileage Expense | | | | | | | | | | | |
| 4455 - Zahida K. Fakroddin | 110124 | Mileage to Bank-October, 2024 | Paid by Check # 385590 | | 11/01/2024 | 11/01/2024 | 11/01/2024 | | 11/18/2024 | 65.66 | |
| | | | | | | | | | Account 53120 - Employee Mileage Expense Totals | Invoice Transactions 1 | <u>\$65.66</u> |
| Account 60000 - Office Supplies | | | | | | | | | | | |
| 11058 - JP Morgan Chase Bank N.A. | 9899-ZF-10/24 | CONFERENCE AND MEETINGS | Paid by EFT # 92291 | | 10/31/2024 | 11/05/2024 | 11/05/2024 | | 11/18/2024 | 18.00 | |
| | | | | | | | | | Account 60000 - Office Supplies Totals | Invoice Transactions 1 | <u>\$18.00</u> |
| Account 60010 - Operating Supplies | | | | | | | | | | | |
| 3465 - Petty Cash-County Clerk | 102224 | To reimburse petty cash. | Paid by Check # 385523 | | 10/22/2024 | 10/22/2024 | 10/22/2024 | | 11/04/2024 | 51.84 | |
| 3578 - Warehouse Direct, Inc. | 5800953-1 | Operating supplies | Paid by EFT # 92113 | | 10/18/2024 | 10/22/2024 | 10/22/2024 | | 11/04/2024 | 303.80 | |
| 3578 - Warehouse Direct, Inc. | 5811808-0 | Operating supplies | Paid by EFT # 92113 | | 10/18/2024 | 10/22/2024 | 10/22/2024 | | 11/04/2024 | 182.36 | |
| 7680 - Town & Country Gardens | 3461094688 | Flowers- John Gaglione | Paid by Check # 385649 | | 10/31/2024 | 11/05/2024 | 11/05/2024 | | 11/18/2024 | 85.94 | |



Public Service Accounts Payable by GL Distribution

Payment Date Range 11/01/24 - 11/30/24

| Vendor | Invoice No. | Invoice Description | Status | Held Reason | Invoice Date | Due Date | G/L Date | Received Date | Payment Date | Invoice Amount |
|--------------------------------------------------------|--------------------|--------------------------------------------|---------------------------|-------------|--------------|------------|----------------------------------------------------------|---------------|------------------------|--------------------|
| Fund 001 - General Fund | | | | | | | | | | |
| Department 190 - County Clerk | | | | | | | | | | |
| Sub-Department 190 - County Clerk | | | | | | | | | | |
| Account 60010 - Operating Supplies | | | | | | | | | | |
| 3509 - DS Services of America, Inc. dba Primo Water NA | 23839004 102624 | Water | Paid by EFT # 92224 | | 10/26/2024 | 10/29/2024 | 10/29/2024 | | 11/18/2024 | 133.25 |
| | | | | | | | Account 60010 - Operating Supplies Totals | | Invoice Transactions 5 | <u>\$757.19</u> |
| Account 60020 - Computer Related Supplies | | | | | | | | | | |
| 3578 - Warehouse Direct, Inc. | 5823166-0 | Toner | Paid by EFT # 92444 | | 11/06/2024 | 11/07/2024 | 11/05/2024 | | 11/18/2024 | 755.51 |
| | | | | | | | Account 60020 - Computer Related Supplies Totals | | Invoice Transactions 1 | <u>\$755.51</u> |
| | | | | | | | Sub-Department 190 - County Clerk Totals | | Invoice Transactions 9 | <u>\$1,646.36</u> |
| Sub-Department 191 - Elections | | | | | | | | | | |
| Account 50340 - Software Licensing Cost | | | | | | | | | | |
| 8674 - DFM Associates | 49924 | EIMS Monthly Lease- November, 2024 | Paid by EFT # 91914 | | 11/01/2024 | 11/02/2024 | 10/24/2024 | | 11/04/2024 | 11,534.00 |
| | | | | | | | Account 50340 - Software Licensing Cost Totals | | Invoice Transactions 1 | <u>\$11,534.00</u> |
| Account 52140 - Repairs and Maint- Copiers | | | | | | | | | | |
| 13153 - Toshiba America Business Solutions, Inc | 6396428 | Copier Maint. 9/10- 10/9/2024 Elections | Paid by EFT # 92090 | | 10/04/2024 | 10/22/2024 | 10/22/2024 | | 11/04/2024 | 23.37 |
| 13153 - Toshiba America Business Solutions, Inc | 6396541 | Copier Maint. 9/10- 10/9/2024 Elections | Paid by EFT # 92090 | | 10/04/2024 | 10/22/2024 | 10/22/2024 | | 11/04/2024 | 245.64 |
| | | | | | | | Account 52140 - Repairs and Maint- Copiers Totals | | Invoice Transactions 2 | <u>\$269.01</u> |
| Account 52190 - Equipment Rental | | | | | | | | | | |
| 11104 - C.H. Robinson Company, Inc. | 6211033402 | Truck Rental | Paid by EFT # 92179 | | 10/28/2024 | 10/29/2024 | 10/29/2024 | | 11/18/2024 | 1,500.00 |
| 11104 - C.H. Robinson Company, Inc. | 6211117779 | Truck Rental | Paid by EFT # 92179 | | 10/29/2024 | 10/29/2024 | 10/29/2024 | | 11/18/2024 | 1,500.00 |
| | | | | | | | Account 52190 - Equipment Rental Totals | | Invoice Transactions 2 | <u>\$3,000.00</u> |
| Account 53070 - Legal Printing | | | | | | | | | | |
| 1334 - Shaw Suburban Media dba Shaw Media | 1024130571 | Voter Guide | Paid by EFT # 92403 | | 10/31/2024 | 11/05/2024 | 11/05/2024 | | 11/18/2024 | 5,532.90 |
| | | | | | | | Account 53070 - Legal Printing Totals | | Invoice Transactions 1 | <u>\$5,532.90</u> |
| Account 53100 - Conferences and Meetings | | | | | | | | | | |
| 11058 - JP Morgan Chase Bank N.A. | 9899-ZF-10/24 | CONFERENCE AND MEETINGS | Paid by EFT # 92291 | | 10/31/2024 | 11/05/2024 | 11/05/2024 | | 11/18/2024 | 645.00 |
| | | | | | | | Account 53100 - Conferences and Meetings Totals | | Invoice Transactions 1 | <u>\$645.00</u> |
| Account 53120 - Employee Mileage Expense | | | | | | | | | | |
| 14021 - Kenneth J. Barnes | 101024 | Election Mileage | Paid by EFT # 91843 | | 10/10/2024 | 10/22/2024 | 10/22/2024 | | 11/04/2024 | 1.81 |
| 13038 - Cheryl Bean | 110524 | Election Mileage | Paid by Check # 385564 | | 11/05/2024 | 11/07/2024 | 11/07/2024 | | 11/18/2024 | 170.18 |



Public Service Accounts Payable by GL Distribution

Payment Date Range 11/01/24 - 11/30/24

| Vendor | Invoice No. | Invoice Description | Status | Held Reason | Invoice Date | Due Date | G/L Date | Received Date | Payment Date | Invoice Amount | |
|-------------------------------------------------|-------------|-----------------------------------------|------------------------|-------------|--------------|------------|------------|---------------|--------------------------------------------------------|-------------------------|-------------------|
| Fund 001 - General Fund | | | | | | | | | | | |
| Department 190 - County Clerk | | | | | | | | | | | |
| Sub-Department 191 - Elections | | | | | | | | | | | |
| Account 53120 - Employee Mileage Expense | | | | | | | | | | | |
| 5754 - Robert Brazas | 110524 | Election Mileage | Paid by Check # 385565 | | 11/05/2024 | 11/07/2024 | 11/07/2024 | | 11/18/2024 | 226.46 | |
| 13962 - Austin FitzCorbett | 110524 | Election Mileage | Paid by Check # 385595 | | 11/05/2024 | 11/07/2024 | 11/07/2024 | | 11/18/2024 | 220.43 | |
| 7329 - John F. Harahan | 110724 | Election Mileage | Paid by EFT # 92264 | | 11/07/2024 | 11/07/2024 | 11/07/2024 | | 11/18/2024 | 40.20 | |
| 13772 - Michael C. Hernandez | 110524 | Election Mileage | Paid by EFT # 92270 | | 11/05/2024 | 11/07/2024 | 11/07/2024 | | 11/18/2024 | 192.96 | |
| 11948 - Dylan Homer | 102724 | election mileage for early voting sites | Paid by Check # 385604 | | 10/27/2024 | 10/29/2024 | 10/29/2024 | | 11/18/2024 | 447.63 | |
| 11948 - Dylan Homer | 110624 | Election Mileage | Paid by Check # 385604 | | 11/06/2024 | 11/07/2024 | 11/07/2024 | | 11/18/2024 | 379.89 | |
| 8929 - Matthew J. Homer | 102924 | election mileage for early voting sites | Paid by Check # 385605 | | 10/29/2024 | 10/29/2024 | 10/29/2024 | | 11/18/2024 | 888.42 | |
| 8929 - Matthew J. Homer | 110824 | Election Mileage | Paid by Check # 385605 | | 11/08/2024 | 11/08/2024 | 11/08/2024 | | 11/18/2024 | 885.07 | |
| 11635 - James Jones | 110524 | Election Mileage | Paid by Check # 385613 | | 11/05/2024 | 11/07/2024 | 11/07/2024 | | 11/18/2024 | 145.73 | |
| 12122 - Gerald Krawczyk | 110524 | Election Mileage | Paid by Check # 385617 | | 11/05/2024 | 11/07/2024 | 11/07/2024 | | 11/18/2024 | 115.91 | |
| 7778 - Daniel Robert McArthur | 110524 | Election Mileage | Paid by EFT # 92321 | | 11/05/2024 | 11/07/2024 | 11/07/2024 | | 11/18/2024 | 189.61 | |
| 4093 - Robert Mitchell | 110624 | Election Mileage | Paid by EFT # 92338 | | 11/06/2024 | 11/07/2024 | 11/01/2024 | | 11/18/2024 | 43.89 | |
| 3940 - Richard Poulton | 110824 | Election Mileage | Paid by EFT # 92368 | | 11/08/2024 | 11/08/2024 | 11/08/2024 | | 11/18/2024 | 131.32 | |
| 12529 - Paula Weisserth | 110524 | Election Mileage | Paid by Check # 385651 | | 11/05/2024 | 11/07/2024 | 11/07/2024 | | 11/18/2024 | 81.07 | |
| 14377 - Jack T. Wheatley | 110524 | Election Mileage | Paid by EFT # 92457 | | 11/05/2024 | 11/07/2024 | 11/07/2024 | | 11/18/2024 | 219.09 | |
| | | | | | | | | | Account 53120 - Employee Mileage Expense Totals | Invoice Transactions 17 | <u>\$4,379.67</u> |
| Account 60000 - Office Supplies | | | | | | | | | | | |
| 1390 - Menards, Inc. | 37648 | Rubber Wheel Chock | Paid by EFT # 92007 | | 10/17/2024 | 10/22/2024 | 10/22/2024 | | 11/04/2024 | 23.97 | |
| | | | | | | | | | Account 60000 - Office Supplies Totals | Invoice Transactions 1 | <u>\$23.97</u> |
| Account 60010 - Operating Supplies | | | | | | | | | | | |
| 3578 - Warehouse Direct, Inc. | 5814515-0 | Operating supplies | Paid by EFT # 92113 | | 10/23/2024 | 10/24/2024 | 10/22/2024 | | 11/04/2024 | 127.21 | |
| 13021 - WEX BANK | 100699931 | Fuel Purchases | Paid by EFT # 92456 | | 10/31/2024 | 11/05/2024 | 11/05/2024 | | 11/18/2024 | 535.83 | |
| 13734 - Charlie Fox's Geneva, Inc. | 2304041 | PIzza order for Election Night | Paid by EFT # 92190 | | 11/05/2024 | 11/05/2024 | 11/05/2024 | | 11/18/2024 | 132.52 | |



Public Service Accounts Payable by GL Distribution

Payment Date Range 11/01/24 - 11/30/24

| Vendor | Invoice No. | Invoice Description | Status | Held Reason | Invoice Date | Due Date | G/L Date | Received Date | Payment Date | Invoice Amount |
|--------------------------------------------------------|-----------------|--------------------------------------------|------------------------|-------------|--------------|------------|--------------------------------------------------------------|---------------|-------------------------|--------------------|
| Fund 001 - General Fund | | | | | | | | | | |
| Department 190 - County Clerk | | | | | | | | | | |
| Sub-Department 191 - Elections | | | | | | | | | | |
| Account 60010 - Operating Supplies | | | | | | | | | | |
| 11058 - JP Morgan Chase Bank N.A. | 9899-ZF-10/24 | CONFERENCE AND MEETINGS | Paid by EFT # 92291 | | 10/31/2024 | 11/05/2024 | 11/05/2024 | | 11/18/2024 | 20.94 |
| 3465 - Petty Cash-County Clerk | 110524 | To reimburse petty cash. | Paid by Check # 385632 | | 11/05/2024 | 11/08/2024 | 11/08/2024 | | 11/18/2024 | 150.41 |
| 3206 - Verizon Wireless | 9976499278 | Phone service, cellular | Paid by Check # 385650 | | 10/16/2024 | 10/30/2024 | 10/30/2024 | | 11/18/2024 | 4,282.95 |
| | | | | | | | Account 60010 - Operating Supplies Totals | | Invoice Transactions 6 | <u>\$5,249.86</u> |
| Account 60020 - Computer Related Supplies | | | | | | | | | | |
| 11058 - JP Morgan Chase Bank N.A. | 9899-ZF-10/24 | CONFERENCE AND MEETINGS | Paid by EFT # 92291 | | 10/31/2024 | 11/05/2024 | 11/05/2024 | | 11/18/2024 | 1,399.96 |
| | | | | | | | Account 60020 - Computer Related Supplies Totals | | Invoice Transactions 1 | <u>\$1,399.96</u> |
| Account 60050 - Books and Subscriptions | | | | | | | | | | |
| 11058 - JP Morgan Chase Bank N.A. | 9899-ZF-10/24 | CONFERENCE AND MEETINGS | Paid by EFT # 92291 | | 10/31/2024 | 11/05/2024 | 11/05/2024 | | 11/18/2024 | 40.00 |
| | | | | | | | Account 60050 - Books and Subscriptions Totals | | Invoice Transactions 1 | <u>\$40.00</u> |
| Account 60320 - Voting Systems and Accessories | | | | | | | | | | |
| 12401 - DMT Solutions Global Corporation dba BlueCrest | 001226316 | Election Supplies | Paid by EFT # 91916 | | 10/01/2024 | 10/22/2024 | 10/22/2024 | | 11/04/2024 | 257.00 |
| | | | | | | | Account 60320 - Voting Systems and Accessories Totals | | Invoice Transactions 1 | <u>\$257.00</u> |
| | | | | | | | Sub-Department 191 - Elections Totals | | Invoice Transactions 34 | <u>\$32,331.37</u> |
| | | | | | | | Department 190 - County Clerk Totals | | Invoice Transactions 43 | <u>\$33,977.73</u> |
| Department 210 - Recorder | | | | | | | | | | |
| Sub-Department 210 - Recorder | | | | | | | | | | |
| Account 53120 - Employee Mileage Expense | | | | | | | | | | |
| 10436 - David C. King | 110424 | mileage to bank 10/01/24-10/31/24 | Paid by Check # 385616 | | 11/04/2024 | 11/04/2024 | 11/04/2024 | | 11/18/2024 | 37.65 |
| 10438 - Judy A. Schonback | 110124 | mileage to bank 10/10, 10/11, 10/24, 10/25 | Paid by Check # 385637 | | 11/01/2024 | 11/04/2024 | 11/04/2024 | | 11/18/2024 | 4.02 |
| | | | | | | | Account 53120 - Employee Mileage Expense Totals | | Invoice Transactions 2 | <u>\$41.67</u> |
| Account 60000 - Office Supplies | | | | | | | | | | |
| 3509 - DS Services of America, Inc. dba Primo Water NA | 23847896 102624 | water October 2024 | Paid by EFT # 92224 | | 10/26/2024 | 11/04/2024 | 11/04/2024 | | 11/18/2024 | 53.88 |
| 3578 - Warehouse Direct, Inc. | 5804688-1 | binders | Paid by EFT # 92444 | | 10/11/2024 | 11/04/2024 | 11/04/2024 | | 11/18/2024 | 27.54 |
| | | | | | | | Account 60000 - Office Supplies Totals | | Invoice Transactions 2 | <u>\$81.42</u> |
| | | | | | | | Sub-Department 210 - Recorder Totals | | Invoice Transactions 4 | <u>\$123.09</u> |
| | | | | | | | Department 210 - Recorder Totals | | Invoice Transactions 4 | <u>\$123.09</u> |
| | | | | | | | Fund 001 - General Fund Totals | | Invoice Transactions 73 | <u>\$44,968.61</u> |



Public Service Accounts Payable by GL Distribution

Payment Date Range 11/01/24 - 11/30/24

| Vendor | Invoice No. | Invoice Description | Status | Held Reason | Invoice Date | Due Date | G/L Date | Received Date | Payment Date | Invoice Amount |
|--------------------------------------------------------|-------------|----------------------------------------------------------|---------------------|-------------|--------------|------------|---------------------------------------------------------------|---------------|------------------------|--------------------|
| Fund 150 - Tax Sale Automation | | | | | | | | | | |
| Department 150 - Treasurer/Collector | | | | | | | | | | |
| Sub-Department 160 - Tax Sale Automation | | | | | | | | | | |
| Account 53060 - General Printing | | | | | | | | | | |
| 1334 - Shaw Suburban Media dba Shaw Media | 1024130568 | Printing Services | Paid by EFT # 92403 | | 10/31/2024 | 10/31/2024 | 11/08/2024 | | 11/18/2024 | 8,428.00 |
| | | | | | | | Account 53060 - General Printing Totals | | Invoice Transactions 1 | <u>\$8,428.00</u> |
| Account 53070 - Legal Printing | | | | | | | | | | |
| 12937 - Joseph E. Meyer & Associates, Inc | 240018 | Sale Fee | Paid by EFT # 92290 | | 11/01/2024 | 11/01/2024 | 11/08/2024 | | 11/18/2024 | 7,522.00 |
| | | | | | | | Account 53070 - Legal Printing Totals | | Invoice Transactions 1 | <u>\$7,522.00</u> |
| Account 53100 - Conferences and Meetings | | | | | | | | | | |
| 13434 - Cynthia Christopher | 102224 | Conference | Paid by EFT # 91876 | | 10/22/2024 | 10/24/2024 | 10/24/2024 | | 11/04/2024 | 215.00 |
| | | | | | | | Account 53100 - Conferences and Meetings Totals | | Invoice Transactions 1 | <u>\$215.00</u> |
| | | | | | | | Sub-Department 160 - Tax Sale Automation Totals | | Invoice Transactions 3 | <u>\$16,165.00</u> |
| | | | | | | | Department 150 - Treasurer/Collector Totals | | Invoice Transactions 3 | <u>\$16,165.00</u> |
| | | | | | | | Fund 150 - Tax Sale Automation Totals | | Invoice Transactions 3 | <u>\$16,165.00</u> |
| Fund 160 - Vital Records Automation | | | | | | | | | | |
| Department 190 - County Clerk | | | | | | | | | | |
| Sub-Department 200 - Vital Records Automation | | | | | | | | | | |
| Account 52240 - Repairs and Maint- Office Equip | | | | | | | | | | |
| 2418 - Cummins-Allison Corporation | 1474480 | service contract/ Jetscan in Geneva | Paid by EFT # 92213 | | 10/23/2024 | 10/29/2024 | 10/29/2024 | | 11/18/2024 | 800.00 |
| | | | | | | | Account 52240 - Repairs and Maint- Office Equip Totals | | Invoice Transactions 1 | <u>\$800.00</u> |
| | | | | | | | Sub-Department 200 - Vital Records Automation Totals | | Invoice Transactions 1 | <u>\$800.00</u> |
| | | | | | | | Department 190 - County Clerk Totals | | Invoice Transactions 1 | <u>\$800.00</u> |
| | | | | | | | Fund 160 - Vital Records Automation Totals | | Invoice Transactions 1 | <u>\$800.00</u> |
| Fund 170 - Recorder's Automation | | | | | | | | | | |
| Department 210 - Recorder | | | | | | | | | | |
| Sub-Department 220 - Recorder's Automation | | | | | | | | | | |
| Account 50150 - Contractual/Consulting Services | | | | | | | | | | |
| 12080 - Land-Code, LLC | 2022-108 | Migrate Internal Record-IT to Azure Cloud-40% completion | Paid by EFT # 91991 | | 09/17/2024 | 10/18/2024 | 10/18/2024 | | 11/04/2024 | 9,000.00 |
| | | | | | | | Account 50150 - Contractual/Consulting Services Totals | | Invoice Transactions 1 | <u>\$9,000.00</u> |
| Account 52140 - Repairs and Maint- Copiers | | | | | | | | | | |
| 1119 - Gordon Flesch Company Inc | IN14907910 | mtc 09/24/24-10/28/24 | Paid by EFT # 92255 | | 11/01/2024 | 11/07/2024 | 11/07/2024 | | 11/18/2024 | 16.53 |
| 1833 - NVZ, Inc. | 51914 | svc check audit system 12/01/24-12/01/25 s#160B8824 | Paid by EFT # 92350 | | 11/01/2024 | 11/04/2024 | 11/04/2024 | | 11/18/2024 | 195.00 |
| | | | | | | | Account 52140 - Repairs and Maint- Copiers Totals | | Invoice Transactions 2 | <u>\$211.53</u> |



Public Service Accounts Payable by GL Distribution

Payment Date Range 11/01/24 - 11/30/24

| Vendor | Invoice No. | Invoice Description | Status | Held Reason | Invoice Date | Due Date | G/L Date | Received Date | Payment Date | Invoice Amount |
|----------------------------------------------------------|---------------|---------------------------------|---------------------|-------------|--------------|------------|----------------------------------------------------------|---------------|-------------------------|--------------------|
| Fund 170 - Recorder's Automation | | | | | | | | | | |
| Department 210 - Recorder | | | | | | | | | | |
| Sub-Department 220 - Recorder's Automation | | | | | | | | | | |
| Account 60010 - Operating Supplies | | | | | | | | | | |
| 1106 - HOV Services, Inc. dba Exela Technologies Company | 0000417310 | Microfilm Storage Sep 24 | Paid by EFT # 91965 | | 09/30/2024 | 10/21/2024 | 10/21/2024 | | 11/04/2024 | 377.11 |
| | | | | | | | Account 60010 - Operating Supplies Totals | | Invoice Transactions 1 | <u>377.11</u> |
| Account 60020 - Computer Related Supplies | | | | | | | | | | |
| 12080 - Land-Code, LLC | 2022-111 | Comcast 09/27/24-10/26/24 | Paid by EFT # 91991 | | 10/16/2024 | 10/18/2024 | 10/18/2024 | | 11/04/2024 | 447.85 |
| 12080 - Land-Code, LLC | 2022-107 | Comcast 08/27/24-09/26/24 | Paid by EFT # 91991 | | 09/16/2024 | 10/18/2024 | 10/18/2024 | | 11/04/2024 | 447.85 |
| 1282 - Imprint Enterprises, Inc. | PSI280809 | Dymo Compatible labels | Paid by EFT # 92280 | | 10/16/2024 | 11/04/2024 | 11/04/2024 | | 11/18/2024 | 153.50 |
| | | | | | | | Account 60020 - Computer Related Supplies Totals | | Invoice Transactions 3 | <u>\$1,049.20</u> |
| | | | | | | | Sub-Department 220 - Recorder's Automation Totals | | Invoice Transactions 7 | <u>\$10,637.84</u> |
| | | | | | | | Department 210 - Recorder Totals | | Invoice Transactions 7 | <u>\$10,637.84</u> |
| | | | | | | | Fund 170 - Recorder's Automation Totals | | Invoice Transactions 7 | <u>\$10,637.84</u> |
| Fund 380 - Veterans' Commission | | | | | | | | | | |
| Department 660 - Veterans' Commission | | | | | | | | | | |
| Sub-Department 660 - Veterans' Commission | | | | | | | | | | |
| Account 53110 - Employee Training | | | | | | | | | | |
| 11058 - JP Morgan Chase Bank N.A. | 3895-JZ-10/24 | October Purchasing Card Charges | Paid by EFT # 92291 | | 10/31/2024 | 11/07/2024 | 11/07/2024 | | 11/18/2024 | 57.00 |
| | | | | | | | Account 53110 - Employee Training Totals | | Invoice Transactions 1 | <u>\$57.00</u> |
| Account 60000 - Office Supplies | | | | | | | | | | |
| 11058 - JP Morgan Chase Bank N.A. | 3895-JZ-10/24 | October Purchasing Card Charges | Paid by EFT # 92291 | | 10/31/2024 | 11/07/2024 | 11/07/2024 | | 11/18/2024 | 73.24 |
| | | | | | | | Account 60000 - Office Supplies Totals | | Invoice Transactions 1 | <u>\$73.24</u> |
| | | | | | | | Sub-Department 660 - Veterans' Commission Totals | | Invoice Transactions 2 | <u>\$130.24</u> |
| | | | | | | | Department 660 - Veterans' Commission Totals | | Invoice Transactions 2 | <u>\$130.24</u> |
| | | | | | | | Fund 380 - Veterans' Commission Totals | | Invoice Transactions 2 | <u>\$130.24</u> |
| | | | | | | | Grand Totals | | Invoice Transactions 86 | <u>\$72,701.69</u> |

STATE OF ILLINOIS)
) SS.
COUNTY OF KANE)

PRESENTATION/DISCUSSION NO. TMP-24-3331
MONTHLY REPORT

**KANE COUNTY RECORDER'S OFFICE
SANDY WEGMAN
MONTHLY TOTALS OF REVENUE ACTIVITY
NOVEMBER 2024**

| ACCOUNT | DESCRIPTION | MONTH-TO-DATE | | YEAR-TO-DATE | | BUDGET | |
|--------------|-----------------------------|-----------------------|---------------------|-----------------------|----------------|-----------------------|---------------------|
| | | FY24 ESTIMATE | ACTUAL | ACTUAL | REALIZED % | 12th Month - (100%) | Difference |
| 34140 | <i>Financing Statements</i> | \$15,500.00 | \$ 2,900.00 | 19,565.00 | 126.23% | \$15,500.00 | \$4,065.00 |
| 34150 | <i>Recordings</i> | \$965,000.00 | 85,945.00 | 1,049,948.33 | 108.80% | 965,000.00 | 84,948.33 |
| 34160 | <i>Certified Copies</i> | \$10,000.00 | 404.25 | 11,432.63 | 114.33% | 10,000.00 | 1,432.63 |
| 34170 | <i>Revenue Tax Stamps</i> | \$1,775,000.00 | 194,209.00 | 2,096,632.00 | 118.12% | 1,775,000.00 | 321,632.00 |
| 38000 | <i>Bank Interest</i> | \$40.00 | 4.60 | 31.78 | 79.45% | 40.00 | (8.22) |
| TOTAL | | \$2,765,540.00 | \$283,462.85 | \$3,177,609.74 | 114.90% | \$2,765,540.00 | \$412,069.74 |

MONTHLY RECORDER REPORT
November 30, 2024

FEES COLLECTED

| | |
|--------------------------|-----------|
| General Recordings | 85,945.00 |
| Financing Statement Fees | 2,900.00 |
| General Photo | 404.25 |
| Interest | 4.60 |

| | |
|---------------------------------|--------------------|
| FEES COLLECTED - PAID TO COUNTY | ----- 89,253.85 |
|---------------------------------|--------------------|

| | |
|---------------------------------------------------------------------------------------|------------|
| COUNTY PORTION OF REAL ESTATE TAX REVENUE Amount Collected by Kane County Recorder | 194,209.00 |
|---------------------------------------------------------------------------------------|------------|

| | |
|--------------------------------------------|---------------------|
| TOTAL COUNTY TAX REVENUE PAID TO TREASURER | ----- 194,209.00 |
|--------------------------------------------|---------------------|

| | |
|-----------------------------------------|----------------------------|
| TOTAL COLLECTED FOR GENERAL FUND | 283,462.85 ***** |
|-----------------------------------------|----------------------------|

| | |
|-----------------------------------------------------------------------------|------------|
| STATE PORTION OF REAL ESTATE REVENUE Amount Collected by County Recorder | 388,418.00 |
|-----------------------------------------------------------------------------|------------|

| | |
|-------------------------|---------------------|
| TOTAL STATE TAX REVENUE | ----- 388,418.00 |
|-------------------------|---------------------|

| | |
|----------------------------------------------------------------------------------|-----------------------|
| FEES COLLECTED FOR RECORDER'S RECORD FUND (AUTOMATION FUND) RRF @ Fees GIS | 40,725.00 3,897.00 |
|----------------------------------------------------------------------------------|-----------------------|

| | |
|-------------------------------------------------|------------------------------------|
| TOTAL COLLECTED FOR RECORDER RECORD FUND | ----- 44,622.00 ***** |
|-------------------------------------------------|------------------------------------|

| | |
|--------------------------------|---|
| Documents Recorded without Fee | 3 |
|--------------------------------|---|

Submitted By: _____

Received By: _____

Dated: _____

**COMPARISON REPORT OF RECORDER
NOVEMBER 2023 VS NOVEMBER 2024**

| CATEGORIES | 2023 | 2024 | DIFFERENCE |
|-------------------------------------------------|-------------------|-------------------|------------------|
| Total Collected For General Fund | 206,170.03 | 283,462.85 | 77,292.82 |
| Total County Tax Revenue | 125,645.25 | 194,209.00 | 68,563.75 |
| Fees Collected and Paid to County | 80,524.78 | 89,253.85 | 8,729.07 |
| -Recording Fees Collected for Gen. Fund | 78,546.50 | 85,945.00 | 7,398.50 |
| -Financing Statement Fees | 1,005.00 | 2,900.00 | 1,895.00 |
| -Photo Copies | 970.80 | 404.25 | (566.55) |
| -Interest | 2.48 | 4.60 | 2.12 |
| Total Collected For Recorder Record Fund | 40,977.50 | 44,622.00 | 3,644.50 |
| RRF @ Fees | 37,393.50 | 40,725.00 | 3,331.50 |
| GIS | 3,584.00 | 3,897.00 | 313.00 |
| Total State Tax Revenue | 251,290.50 | 388,418.00 | 137,127.50 |

Statistics

| | | | |
|-------------------------------------------|-------|-------|-----|
| Total Documents Recorded - Filed | 3,595 | 3,900 | 305 |
| Real Estate Docs Recorded | 3,518 | 3,737 | 219 |
| Financing Statements Filed | 66 | 160 | 94 |
| Deed with Declarations for Revenue Stamps | 609 | 610 | 1 |
| Number of Documents Recorded without Fee | 11 | 3 | (8) |
| Average Number of Daily Documents | 189 | 229 | 40 |
| Number of Working Days | 19 | 17 | (2) |

| <u>Recorder's Office Business Report</u> | September 2023 | September 2024 | October 2023 | October 2024 | November 2023 | November 2024 | FY23 TOTAL | FY24 TOTAL |
|-------------------------------------------------|-------------------|-------------------|-----------------|-------------------|------------------|-------------------|---------------|---------------------|
| Total Collected For General Fund | 236,372.57 | 273,030.13 | 336,680.90 | 284,388.01 | 206,170.03 | 283,462.85 | 2,913,499.97 | 3,177,609.74 |
| Total County Real Estate Transfer Tax | 150,788.00 | 178,310.00 | 239,493.00 | 176,191.75 | 125,645.25 | 194,209.00 | 1,881,714.27 | 2,096,632.00 |
| Fees Collected Paid to County | 85,584.57 | 94,720.13 | 97,187.90 | 108,196.26 | 80,524.78 | 89,253.85 | 1,031,785.70 | 1,080,977.74 |
| -Recording Fees Collected (Gen. Fund) | 84,016.00 | 92,629.50 | 95,059.11 | 105,035.20 | 78,546.50 | 85,945.00 | 1,006,574.88 | 1,049,948.33 |
| -Financing Statement Fees | 985.00 | 1,515.00 | 1,350.00 | 1,630.00 | 1,005.00 | 2,900.00 | 15,220.00 | 19,565.00 |
| -Photo Copies | 579.63 | 574.07 | 772.89 | 1,529.37 | 970.80 | 404.25 | 9,950.45 | 11,432.63 |
| -Interest | 3.94 | 1.56 | 5.90 | 1.69 | 2.48 | 4.60 | 40.37 | 31.78 |
| Total Collected For Recorder Record Fund | 43,329.00 | 48,388.50 | 48,186.50 | 54,378.50 | 40,977.50 | 44,622.00 | 519,806.00 | 543,557.50 |
| RRF @ Fees | 39,540.00 | 44,153.50 | 43,973.50 | 49,622.50 | 37,393.50 | 40,725.00 | 474,273.00 | 495,957.50 |
| GIS | 3,789.00 | 4,235.00 | 4,213.00 | 4,756.00 | 3,584.00 | 3,897.00 | 45,533.00 | 47,600.00 |
| Total State Real Estate Transfer Tax | 301,576.00 | 356,620.00 | 478,986.00 | 352,546.50 | 251,290.50 | 388,418.00 | 3,763,616.00 | 4,193,427.00 |
| Statistics | | | | | | | | |
| Total Documents Recorded - Filed | 3,791 | 4,242 | 4,223 | 4,762 | 3,595 | 3,900 | 45,632 | 47,674 |
| Real Estate Documents Recorded | 3,730 | 4,154 | 4,134 | 4,661 | 6,518 | 3,737 | 47,642 | 46,482 |
| Financing Statements Filed | 59 | 81 | 79 | 95 | 66 | 160 | 891 | 1,118 |
| Deeds w/Declarations for Revenue Stamps | 672 | 791 | 765 | 779 | 609 | 610 | 8,153 | 8,460 |
| Number of Documents Recorded w/o Fee | 2 | 7 | 10 | 6 | 11 | 3 | 99 | 74 |
| Average Number of Daily Documents | 190 | 212 | 201 | 216 | 189 | 229 | 185 | 194 |
| Number of Working Days | 20 | 20 | 21 | 22 | 19 | 17 | 247 | 246 |

| Recorder's Office Business Report | June 2024 | July 2024 | August 2024 | September 2024 | October 2024 | November 2024 | Total |
|-------------------------------------------------|-------------------|-------------------|-------------------|-------------------|-------------------|-------------------|---------------------|
| Total Collected For General Fund | 352,253.13 | 272,014.29 | 298,161.98 | 273,030.13 | 284,388.01 | 283,462.85 | 1,763,310.39 |
| Total County Real Estate Transfer Tax | 258,558.25 | 176,223.50 | 197,383.75 | 178,310.00 | 176,191.75 | 194,209.00 | 1,180,876.25 |
| Fees Collected Paid to County | 93,694.88 | 95,790.79 | 100,778.23 | 94,720.13 | 108,196.26 | 89,253.85 | 582,434.14 |
| -Recording Fees Collected (Gen. Fund) | 90,742.00 | 93,360.50 | 97,965.50 | 92,629.50 | 105,035.20 | 85,945.00 | 565,677.70 |
| -Financing Statement Fees | 2,140.00 | 1,530.00 | 2,200.00 | 1,515.00 | 1,630.00 | 2,900.00 | 11,915.00 |
| -Photo Copies | 809.34 | 898.10 | 610.27 | 574.07 | 1,529.37 | 404.25 | 4,825.40 |
| -Interest | 3.54 | 2.19 | 2.46 | 1.56 | 1.69 | 4.60 | 16.04 |
| Total Collected For Recorder Record Fund | 47,722.00 | 48,462.50 | 50,233.50 | 48,388.50 | 54,378.50 | 44,622.00 | 293,807.00 |
| RRF @ Fees | 43,548.00 | 44,213.50 | 45,833.50 | 44,153.50 | 49,622.50 | 40,725.00 | 268,096.00 |
| GIS | 4,174.00 | 4,249.00 | 4,400.00 | 4,235.00 | 4,756.00 | 3,897.00 | 25,711.00 |
| Total State Real Estate Transfer Tax | 517,116.50 | 352,447.00 | 394,767.50 | 356,620.00 | 352,546.50 | 388,418.00 | 2,361,915.50 |
| | | | | | | | |
| Statistics | | | | | | | |
| Total Documents Recorded - Filed | 4,180 | 4,252 | 4,408 | 4,242 | 4,762 | 3,900 | 25,744 |
| Real Estate Documents Recorded | 4,052 | 4,162 | 4,275 | 4,154 | 4,661 | 3,737 | 25,041 |
| Financing Statements Filed | 122 | 87 | 125 | 81 | 95 | 160 | 670 |
| Deeds w/Declarations for Revenue Stamps | 817 | 826 | 825 | 791 | 779 | 610 | 4,648 |
| Number of Documents Recorded w/o Fee | 6 | 3 | 8 | 7 | 6 | 3 | 33 |
| Average Number of Daily Documents | 220 | 193 | 200 | 212 | 216 | 229 | 211 |
| Number of Working Days | 19 | 22 | 22 | 20 | 22 | 17 | 122 |

Totals Collected by the Recorder's Office by Fund

| | December 2023 | January 2024 | February 2024 | March 2024 | April 2024 | May 2024 | June 2024 | July 2024 | August 2024 | September 2024 | October 2024 | November 2024 | FY2024 TOTAL |
|------------------------------------|------------------|-----------------|------------------|---------------|---------------|-------------|--------------|--------------|----------------|-------------------|-----------------|------------------|-----------------|
| COUNTY | | | | | | | | | | | | | |
| 001 General Fund | 232,079.41 | 213,350.76 | 202,937.54 | 200,168.20 | 289,483.55 | 276,279.89 | 352,253.13 | 272,014.29 | 298,161.98 | 273,030.13 | 284,388.01 | 283,462.85 | 3,177,609.74 |
| 100 County Automation | 271.00 | 609.75 | 271.00 | 338.75 | 271.00 | 271.00 | 0.00 | 609.75 | 271.00 | 338.75 | 271.00 | 338.75 | 3,861.75 |
| 101 Geographic Information Systems | 87,186.00 | 81,619.00 | 82,492.00 | 86,433.00 | 101,502.00 | 103,209.00 | 103,683.00 | 105,190.00 | 109,034.00 | 105,116.00 | 221,957.00 | 182,259.00 | 1,369,680.00 |
| 170 Recorder's Automation | 40,074.50 | 37,569.00 | 37,943.50 | 39,925.00 | 46,689.50 | 47,549.00 | 47,722.00 | 48,462.50 | 50,233.50 | 48,388.50 | 54,378.50 | 44,622.00 | 543,557.50 |
| Totals Collected for County | 359,610.91 | 333,148.51 | 323,644.04 | 326,864.95 | 437,946.05 | 427,308.89 | 503,658.13 | 426,276.54 | 457,700.48 | 426,873.38 | 560,994.51 | 510,682.60 | 5,094,708.99 |
| STATE | | | | | | | | | | | | | |
| Real Estate Transfer Tax | 305,785.50 | 273,247.50 | 257,792.50 | 242,023.50 | 387,596.00 | 365,066.50 | 517,116.50 | 352,447.00 | 394,767.50 | 356,620.00 | 352,546.50 | 388,418.00 | 4,193,427.00 |
| Rental Housing Support Surcharge | 59,634.00 | 57,168.00 | 56,934.00 | 59,328.00 | 70,110.00 | 72,216.00 | 72,396.00 | 73,386.00 | 76,590.00 | 73,242.00 | 83,070.00 | 68,220.00 | 822,294.00 |
| Totals Collected for State | 365,419.50 | 330,415.50 | 314,726.50 | 301,351.50 | 457,706.00 | 437,282.50 | 589,512.50 | 425,833.00 | 471,357.50 | 429,862.00 | 435,616.50 | 456,638.00 | 5,015,721.00 |

**KANE COUNTY RECORDER'S OFFICE
SANDY WEGMAN
ANNUAL REPORT
FISCAL YEAR 2024
NOVEMBER 30, 2024**

| | TOTALS |
|-----------------------------------------------------|-----------------------|
| Total Collected For General Fund | 3,177,609.74 |
| Total County Tax Revenue | 2,096,632.00 |
| Fees Collected and Paid to County | 1,080,977.74 |
| -Recording Fees | 1,049,948.33 |
| -Financing Statement Fees | 19,565.00 |
| -Photo Copies | 11,432.63 |
| -Interest | 31.78 |
| Total Collected For Recorder Record Fund | 543,557.50 |
| RRF @ Fees | 495,957.50 |
| GIS | 47,600.00 |
| Total State Tax Revenue | 4,193,427.00 |

Statistics

| | |
|-----------------------------------------|--------|
| Total Documents Recorded - Filed | 47,674 |
| Real Estate Documents Recorded | 46,482 |
| Financing Statements Filed | 1,118 |
| Deeds w/Declarations for Revenue Stamps | 8,460 |
| Number of Documents Recorded w/o Fee | 74 |
| Average Number of Daily Documents | 194 |
| Number of Working Days | 246 |

Submitted by:

Received by:

Dated: _____

STATE OF ILLINOIS)

SS.

COUNTY OF KANE)

REPORT NO. TMP-24-3319

MONTHLY REPORT

**COUNTY OF KANE
OFFICE OF THE TREASURER
Geneva, Illinois 60134
Phone: (630) 232-3565
Fax: (630) 208-7549**

**To: Public Service Committee
From: Christopher J. Lauzen, CPA, MBA
Date: December 18, 2024
Subject: November Report**

Dear Committee Members,

Attached are the following reports:

- Payment Processing Report for YTD Current Year and YTD Prior Year
- J.E.M Payment Account Activity Monthly Reports

Please contact me for additional information concerning these reports.

Sincerely,



Christopher J Lauzen, CPA, MBA
Treasurer of Kane County

COUNTY OF KANE

OFFICE OF THE TREASURER

CHRISTOPHER J LAUZEN, CPA, MBA

| November | 2022 Payable 2023 Payments Year-To-Date | 2023 Payable 2024 Payments Year-To-Date |
|-----------------------------------|-----------------------------------------------|-----------------------------------------------|
| TOTAL PROPERTY TAXES DUE | \$ 1,494,677,671 ✓ | \$ 1,584,322,514 ✓ |
| Total First Installment Paid | \$ 747,725,995 ✓ | \$ 792,875,657 ✓ |
| Total Second Installment Paid | \$ 746,374,910 ✓ | \$ 790,957,186 ✓ |
| Lockbox Processing | \$ 228,321,535 ✓ | \$ 207,840,795 ✓ |
| Internet Credit & Debit Card | \$ 19,239,521 ✓ | \$ 24,491,263 ✓ |
| E-Check & ACH Processing | \$ 275,302,044 ✓ | \$ 315,486,659 ✓ |
| Credit Card at Treasurer's Office | \$ 892,666 ✓ | \$ 1,119,325 ✓ |

PAYMENT PROCESSING REPORT

10/31/2023

| TWP | | | | First | First | | Second | Second | |
|--------------|----------------------|----------------------|-------------|--------------------|--------------------|-------------|--------------------|--------------------|-------------|
| | Total Due | Total Paid | % | Installment Due | Installment Paid | | Installment Due | Installment Paid | |
| AU | 224,615,665 | 224,461,918 | 100% | 112,415,769 | 112,349,657 | 100% | 112,199,896 | 112,112,261 | 100% |
| BA | 121,581,015 | 121,562,808 | 100% | 60,833,956 | 60,825,319 | 100% | 60,747,059 | 60,737,490 | 100% |
| BR | 6,397,846 | 6,396,577 | 100% | 3,200,585 | 3,199,950 | 100% | 3,197,261 | 3,196,627 | 100% |
| BB | 60,678,105 | 60,676,140 | 100% | 30,349,726 | 30,349,288 | 100% | 30,328,379 | 30,326,851 | 100% |
| BU | 8,141,949 | 8,141,825 | 100% | 4,083,431 | 4,083,369 | 100% | 4,058,518 | 4,058,456 | 100% |
| CA | 66,390,663 | 66,351,474 | 100% | 33,206,964 | 33,187,610 | 100% | 33,183,699 | 33,163,864 | 100% |
| DU | 198,894,632 | 198,824,994 | 100% | 99,500,389 | 99,466,820 | 100% | 99,394,243 | 99,358,174 | 100% |
| EL | 234,444,340 | 234,361,388 | 100% | 117,314,710 | 117,273,926 | 100% | 117,129,631 | 117,087,462 | 100% |
| GE | 125,628,153 | 125,626,579 | 100% | 62,987,282 | 62,986,638 | 100% | 62,640,871 | 62,639,941 | 100% |
| HA | 29,860,127 | 29,859,115 | 100% | 14,945,213 | 14,944,707 | 100% | 14,914,914 | 14,914,408 | 100% |
| KA | 5,445,481 | 5,444,793 | 100% | 2,723,403 | 2,723,059 | 100% | 2,722,079 | 2,721,735 | 100% |
| PL | 39,742,839 | 39,736,727 | 100% | 19,885,851 | 19,881,616 | 100% | 19,856,988 | 19,855,112 | 100% |
| RU | 81,404,984 | 81,397,734 | 100% | 40,748,927 | 40,745,400 | 100% | 40,656,058 | 40,652,334 | 100% |
| SC | 211,921,300 | 211,790,192 | 100% | 105,994,794 | 105,929,817 | 100% | 105,926,507 | 105,860,375 | 100% |
| SG | 71,607,134 | 71,571,297 | 100% | 35,827,984 | 35,814,964 | 100% | 35,779,150 | 35,756,333 | 100% |
| VI | 7,923,437 | 7,897,345 | 100% | 3,964,695 | 3,963,855 | 100% | 3,958,742 | 3,933,490 | 99% |
| Total | 1,494,677,671 | 1,494,100,905 | 100% | 747,983,679 | 747,725,995 | 100% | 746,693,993 | 746,374,910 | 100% |
| | | 99.96% | | | 99.97% | | | 99.96% | |

2022 PAYABLE 2023**JPMORGAN CHASE BANK
LOCKBOX PAYMENTS**

| DATE | NUMBER OF PAYMENTS | AMOUNT |
|-------------|---------------------------|---------------|
| 05/09/23 | 3775 | 13,226,782.31 |
| 05/10/23 | 1370 | 4,752,706.87 |
| 05/11/23 | 185 | 689,415.09 |
| 05/12/23 | 1376 | 4,767,610.07 |
| 05/15/23 | 1921 | 6,956,116.96 |
| 05/16/23 | 2631 | 10,838,544.55 |
| 05/17/23 | 690 | 3,418,824.05 |
| 05/18/23 | 1400 | 4,980,573.11 |
| 05/19/23 | 1255 | 4,734,268.93 |
| 05/22/23 | 1033 | 4,018,210.10 |
| 05/23/23 | 1838 | 7,860,907.85 |
| 05/24/23 | 836 | 4,061,183.97 |
| 05/25/23 | 1611 | 6,187,163.79 |
| 05/26/23 | 975 | 3,371,305.37 |
| 05/30/23 | 2783 | 10,971,673.88 |
| 05/31/23 | 0 | - |
| 06/01/23 | 5039 | 20,653,718.92 |
| 06/02/23 | 2782 | 12,460,287.66 |
| 06/05/23 | 1783 | 8,535,883.61 |
| 06/06/23 | 748 | 2,993,888.61 |
| 06/07/23 | 205 | 1,048,855.29 |
| 06/08/23 | 47 | 280,970.44 |
| 06/09/23 | 80 | 301,416.43 |
| 06/12/23 | 4 | 7,683.17 |
| 08/08/23 | 738 | 3,243,227.43 |
| 08/09/23 | 175 | 894,927.85 |
| 08/10/23 | 330 | 1,174,996.17 |
| 08/11/23 | 231 | 848,577.68 |
| 08/14/23 | 417 | 1,960,168.45 |
| 08/15/23 | 871 | 3,890,152.13 |
| 08/16/23 | 245 | 1,417,158.48 |
| 08/17/23 | 334 | 1,382,429.74 |
| 08/18/23 | 374 | 1,422,197.95 |
| 08/21/23 | 1222 | 5,766,704.49 |
| 08/22/23 | 1355 | 5,442,917.64 |
| 08/23/23 | 364 | 2,081,815.20 |
| 08/24/23 | 391 | 2,446,031.54 |
| 08/25/23 | 1403 | 5,941,463.69 |
| 08/28/23 | 816 | 3,888,165.31 |
| 08/29/23 | 772 | 7,302,681.83 |
| 08/30/23 | 1763 | 8,931,012.17 |
| 08/31/23 | 1697 | 7,379,293.15 |
| 09/01/23 | 1428 | 6,124,035.27 |
| 09/05/23 | 2085 | 9,591,230.87 |
| 09/06/23 | 1269 | 6,129,717.28 |
| 09/07/23 | 0 | - |
| 09/08/23 | 538 | 2,708,200.51 |
| 09/11/23 | 257 | 1,226,662.42 |
| 09/12/23 | 3 | 9,776.50 |

| | | |
|---------------|--------------|-----------------------|
| TOTALS | 53445 | 228,321,534.78 |
|---------------|--------------|-----------------------|

2022 PAYABLE 2023

INTERNET CREDIT & DEBIT CARD PAYMENTS

| MONTH | TAX AMOUNT PAID | NUMBER |
|---------------|-------------------------|---------------|
| 09/27/23 | 40,616.00 | 13 |
| 09/28/23 | 31,523.76 | 13 |
| 09/29/23 | 65,830.50 | 15 |
| 09/30/23 | 81,477.25 | 20 |
| 10/01/23 | 40,513.24 | 13 |
| 10/02/23 | 44,611.16 | 17 |
| 10/03/23 | 17,162.74 | 9 |
| 10/04/23 | 12,218.60 | 7 |
| 10/05/23 | 98,583.60 | 35 |
| 10/06/23 | 99,582.43 | 35 |
| 10/07/23 | 71,905.27 | 24 |
| 10/08/23 | 22,234.67 | 12 |
| 10/09/23 | 53,224.79 | 19 |
| 10/10/23 | 49,035.02 | 12 |
| 10/11/23 | 74,815.46 | 15 |
| 10/12/23 | 35,510.34 | 19 |
| 10/13/23 | 63,657.64 | 22 |
| 10/14/23 | 12,698.30 | 5 |
| 10/15/23 | 22,488.93 | 7 |
| 10/16/23 | 61,346.69 | 17 |
| 10/17/23 | 50,177.13 | 16 |
| 10/18/23 | 37,050.15 | 14 |
| 10/19/23 | 54,148.65 | 13 |
| 10/20/23 | 151,468.07 | 40 |
| 10/21/23 | 43,033.09 | 9 |
| 10/22/23 | 14,439.75 | 6 |
| 10/23/23 | 86,534.18 | 29 |
| 10/24/23 | 80,201.70 | 85 |
| 10/25/23 | 79,500.70 | 26 |
| 10/26/23 | 173,922.53 | 29 |
| TOTALS | \$ 19,239,520.58 | 5582 |

✓

2022 PAYABLE 2023

INTERNET CREDIT & DEBIT CARD PAYMENTS

| MONTH | TAX AMOUNT PAID | NUMBER |
|--------------|------------------------|---------------|
| 04/25/23 | 35,962.90 | 8 |
| 04/26/23 | 52,623.01 | 12 |
| 04/27/23 | 27,080.44 | 5 |
| 04/28/23 | 66,128.17 | 12 |
| 04/29/23 | 44,790.56 | 5 |
| 04/30/23 | 58,252.28 | 13 |
| 05/01/23 | 128,927.20 | 44 |
| 05/02/23 | 172,932.19 | 38 |
| 05/03/23 | 169,520.84 | 44 |
| 05/04/23 | 98,592.49 | 29 |
| 05/05/23 | 76,185.47 | 23 |
| 05/06/23 | 58,758.97 | 24 |
| 05/07/23 | 64,874.21 | 19 |
| 05/08/23 | 93,517.57 | 39 |
| 05/09/23 | 90,069.15 | 33 |
| 05/10/23 | 48,788.64 | 20 |
| 05/11/23 | 56,111.72 | 22 |
| 05/12/23 | 172,407.18 | 41 |
| 05/13/23 | 51,677.52 | 21 |
| 05/14/23 | 109,520.22 | 27 |
| 05/15/23 | 92,801.38 | 28 |
| 05/16/23 | 126,046.16 | 45 |
| 05/17/23 | 121,135.33 | 49 |
| 05/18/23 | 100,685.30 | 31 |
| 05/19/23 | 173,165.13 | 41 |
| 05/20/23 | 110,551.14 | 35 |
| 05/21/23 | 84,693.61 | 21 |
| 05/22/23 | 256,045.75 | 70 |
| 05/23/23 | 233,357.73 | 63 |
| 05/24/23 | 225,073.17 | 68 |
| 05/25/23 | 317,993.65 | 90 |
| 05/26/23 | 307,897.20 | 92 |
| 05/27/23 | 167,664.74 | 56 |
| 05/28/23 | 254,876.70 | 67 |
| 05/29/23 | 287,079.02 | 81 |
| 05/30/23 | 1,016,091.14 | 255 |
| 05/31/23 | 1,102,025.04 | 320 |
| 06/01/23 | 1,285,537.59 | 376 |
| 06/02/23 | 40,796.45 | 17 |
| 06/08/23 | 169,599.50 | 56 |
| 06/09/23 | 84,314.47 | 29 |
| 06/10/23 | 30,024.53 | 14 |
| 06/11/23 | 40,721.98 | 13 |
| 06/12/23 | 62,197.88 | 18 |
| 06/13/23 | 86,798.23 | 24 |
| 06/14/23 | 23,265.05 | 11 |
| 06/15/23 | 65,462.31 | 28 |
| 06/16/23 | 36,343.03 | 14 |
| 06/17/23 | 5,981.10 | 4 |
| 06/18/23 | 10,084.57 | 3 |

2022 PAYABLE 2023

INTERNET CREDIT & DEBIT CARD PAYMENTS

| MONTH | TAX AMOUNT PAID | NUMBER |
|--------------|------------------------|---------------|
| 06/19/23 | 37,951.96 | 13 |
| 06/20/23 | 31,087.90 | 16 |
| 06/21/23 | 19,907.63 | 10 |
| 06/22/23 | 41,925.33 | 14 |
| 06/23/23 | 29,521.68 | 9 |
| 06/24/23 | 28,239.66 | 10 |
| 06/25/23 | 8,144.75 | 3 |
| 06/26/23 | 52,889.71 | 8 |
| 06/27/23 | 31,853.73 | 11 |
| 06/28/23 | 56,946.20 | 22 |
| 06/29/23 | 46,942.66 | 14 |
| 06/30/23 | 101,619.78 | 30 |
| 07/01/23 | 22,467.49 | 11 |
| 07/02/23 | 2,413.90 | 2 |
| 07/03/23 | 20,833.64 | 10 |
| 07/04/23 | 5,563.12 | 2 |
| 07/05/23 | 32,916.52 | 12 |
| 07/06/23 | 12,124.89 | 5 |
| 07/07/23 | 52,850.80 | 12 |
| 07/08/23 | 22,509.59 | 5 |
| 07/09/23 | 4,508.59 | 2 |
| 07/10/23 | 13,300.29 | 5 |
| 07/11/23 | 31,224.81 | 9 |
| 07/12/23 | 27,329.95 | 8 |
| 07/13/23 | 9,696.08 | 6 |
| 07/14/23 | 29,268.72 | 14 |
| 07/15/23 | 23,866.57 | 7 |
| 07/16/23 | 15,248.24 | 9 |
| 07/17/23 | 34,305.98 | 12 |
| 07/18/23 | 20,191.85 | 10 |
| 07/19/23 | 32,644.00 | 16 |
| 07/20/23 | 35,761.77 | 13 |
| 07/21/23 | 16,942.64 | 7 |
| 07/22/23 | 15,836.40 | 6 |
| 07/23/23 | 4,141.35 | 2 |
| 07/24/23 | 9,829.37 | 7 |
| 07/25/23 | 48,940.27 | 13 |
| 07/26/23 | 15,878.63 | 8 |
| 07/27/23 | 37,544.32 | 15 |
| 07/28/23 | 37,080.78 | 9 |
| 07/29/23 | 11,490.74 | 4 |
| 07/30/23 | 8,016.02 | 7 |
| 07/31/23 | 54,986.18 | 15 |
| 08/01/23 | 56,196.06 | 19 |
| 08/02/23 | 32,956.04 | 9 |
| 08/03/23 | 29,664.23 | 10 |
| 08/04/23 | 28,359.84 | 11 |
| 08/05/23 | 25,206.27 | 10 |
| 08/06/23 | 38,826.60 | 15 |
| 08/07/23 | 82,786.74 | 17 |

2022 PAYABLE 2023

INTERNET CREDIT & DEBIT CARD PAYMENTS

| MONTH | TAX AMOUNT PAID | NUMBER |
|--------------|------------------------|---------------|
| 08/08/23 | 21,188.38 | 8 |
| 08/09/23 | 56,896.19 | 19 |
| 08/10/23 | 62,009.18 | 14 |
| 08/11/23 | 53,903.24 | 10 |
| 08/12/23 | 35,692.56 | 12 |
| 08/13/23 | 32,850.30 | 11 |
| 08/14/23 | 94,916.15 | 23 |
| 08/15/23 | 77,329.84 | 20 |
| 08/16/23 | 44,524.18 | 9 |
| 08/17/23 | 78,038.07 | 24 |
| 08/18/23 | 146,218.96 | 36 |
| 08/19/23 | 52,397.69 | 14 |
| 08/20/23 | 98,013.97 | 27 |
| 08/21/23 | 177,555.86 | 53 |
| 08/22/23 | 141,386.64 | 34 |
| 08/23/23 | 164,351.42 | 56 |
| 08/24/23 | 168,004.04 | 43 |
| 08/25/23 | 146,145.71 | 42 |
| 08/26/23 | 142,653.95 | 34 |
| 08/27/23 | 101,951.16 | 29 |
| 08/28/23 | 433,880.24 | 99 |
| 08/29/23 | 493,472.86 | 128 |
| 08/30/23 | 577,899.17 | 155 |
| 08/31/23 | 1,224,419.41 | 326 |
| 09/01/23 | 1,546,905.56 | 386 |
| 09/02/23 | 106,428.69 | 32 |
| 09/03/23 | 49,567.08 | 13 |
| 09/04/23 | 132,168.65 | 35 |
| 09/05/23 | 111,840.14 | 42 |
| 09/06/23 | 103,134.93 | 20 |
| 09/07/23 | 82,010.47 | 17 |
| 09/08/23 | 20,564.90 | 14 |
| 09/09/23 | 21,890.15 | 6 |
| 09/10/23 | 23,831.21 | 8 |
| 09/11/23 | 47,870.79 | 17 |
| 09/12/23 | 63,896.55 | 16 |
| 09/13/23 | 9,224.81 | 7 |
| 09/14/23 | 19,343.29 | 14 |
| 09/15/23 | 31,531.42 | 10 |
| 09/16/23 | 25,383.09 | 6 |
| 09/17/23 | 12,465.57 | 5 |
| 09/18/23 | 54,201.85 | 11 |
| 09/19/23 | 46,501.17 | 16 |
| 09/20/23 | 47,771.46 | 13 |
| 09/21/23 | 42,016.05 | 14 |
| 09/22/23 | 31,840.75 | 11 |
| 09/23/23 | 41,059.60 | 9 |
| 09/24/23 | 7,333.70 | 3 |
| 09/25/23 | 33,154.84 | 9 |
| 09/26/23 | 46,602.47 | 14 |

2022 PAYABLE 2023

INTERNET CHECK/ACH PAYMENTS

| DATE | TAX AMOUNT PAID | NUMBER |
|---------------|--------------------------|---------------|
| 09/25/23 | 275,383.36 | 37 |
| 09/26/23 | 173,560.95 | 46 |
| 09/27/23 | 151,788.79 | 34 |
| 09/28/23 | 246,287.51 | 61 |
| 09/29/23 | 504,476.24 | 97 |
| 09/30/23 | 218,288.88 | 49 |
| 10/01/23 | 98,981.03 | 26 |
| 10/02/23 | 278,100.12 | 53 |
| 10/03/23 | 126,447.84 | 23 |
| 10/04/23 | 232,332.22 | 28 |
| 10/05/23 | 689,717.09 | 139 |
| 10/06/23 | 940,219.81 | 107 |
| 10/07/23 | 189,025.25 | 48 |
| 10/08/23 | 105,869.06 | 29 |
| 10/09/23 | 150,407.77 | 41 |
| 10/10/23 | 323,569.35 | 78 |
| 10/11/23 | 400,625.68 | 77 |
| 10/12/23 | 200,626.43 | 41 |
| 10/13/23 | 167,810.45 | 46 |
| 10/14/23 | 67,513.31 | 21 |
| 10/15/23 | 81,599.37 | 15 |
| 10/16/23 | 225,119.46 | 47 |
| 10/17/23 | 225,345.26 | 44 |
| 10/18/23 | 129,920.91 | 31 |
| TOTALS | \$ 275,302,043.59 | 52960 |

✓

2022 PAYABLE 2023
INTERNET CHECK/ACH PAYMENTS

| DATE | TAX AMOUNT PAID | NUMBER |
|-------------|------------------------|---------------|
| 04/23/23 | 2,246.56 | 1 |
| 04/24/23 | 63,393.57 | 7 |
| 04/25/23 | 226,012.60 | 37 |
| 04/26/23 | 440,306.25 | 76 |
| 04/27/23 | 535,707.16 | 82 |
| 04/28/23 | 429,251.42 | 74 |
| 04/29/23 | 353,597.50 | 61 |
| 04/30/23 | 342,438.24 | 69 |
| 05/01/23 | 3,461,654.50 | 559 |
| 05/02/23 | 4,556,005.64 | 792 |
| 05/03/23 | 3,444,522.65 | 593 |
| 05/04/23 | 2,440,107.47 | 407 |
| 05/05/23 | 2,041,974.76 | 360 |
| 05/06/23 | 1,497,584.71 | 276 |
| 05/07/23 | 1,065,916.42 | 227 |
| 05/08/23 | 3,112,994.10 | 554 |
| 05/09/23 | 3,647,888.48 | 677 |
| 05/10/23 | 3,063,916.11 | 594 |
| 05/11/23 | 2,654,536.68 | 512 |
| 05/12/23 | 2,760,498.25 | 516 |
| 05/13/23 | 1,480,794.28 | 320 |
| 05/14/23 | 1,111,150.75 | 248 |
| 05/15/23 | 4,580,289.48 | 686 |
| 05/16/23 | 3,337,771.13 | 572 |
| 05/17/23 | 3,564,039.68 | 611 |
| 05/18/23 | 3,407,491.68 | 514 |
| 05/19/23 | 3,262,721.11 | 593 |
| 05/20/23 | 1,661,722.90 | 386 |
| 05/21/23 | 1,726,776.53 | 432 |
| 05/22/23 | 5,887,620.31 | 1082 |
| 05/23/23 | 7,348,833.11 | 1144 |
| 05/24/23 | 6,413,598.05 | 1107 |
| 05/25/23 | 5,421,108.87 | 1051 |
| 05/26/23 | 6,689,515.48 | 1271 |
| 05/27/23 | 2,512,599.83 | 609 |
| 05/28/23 | 1,818,702.04 | 462 |
| 05/29/23 | 3,553,934.71 | 859 |
| 05/30/23 | 13,295,993.43 | 2495 |
| 05/31/23 | 18,300,404.16 | 3422 |
| 06/01/23 | 11,290,173.56 | 2490 |
| 06/02/23 | 288,959.83 | 68 |
| 06/08/23 | 1,400,592.53 | 260 |
| 06/09/23 | 645,039.99 | 154 |
| 06/10/23 | 235,586.82 | 51 |
| 06/11/23 | 248,107.10 | 74 |
| 06/12/23 | 574,927.07 | 148 |
| 06/13/23 | 395,040.57 | 96 |
| 06/14/23 | 434,565.34 | 108 |
| 06/15/23 | 345,879.99 | 63 |
| 06/16/23 | 352,555.96 | 68 |

2022 PAYABLE 2023
INTERNET CHECK/ACH PAYMENTS

| DATE | TAX AMOUNT PAID | NUMBER |
|-------------|------------------------|---------------|
| 06/17/23 | 116,938.69 | 28 |
| 06/18/23 | 99,258.53 | 22 |
| 06/19/23 | 235,127.26 | 68 |
| 06/20/23 | 387,039.08 | 53 |
| 06/21/23 | 192,104.69 | 47 |
| 06/22/23 | 171,638.98 | 52 |
| 06/23/23 | 263,619.01 | 66 |
| 06/24/23 | 111,550.67 | 26 |
| 06/25/23 | 199,360.28 | 26 |
| 06/26/23 | 251,120.43 | 62 |
| 06/27/23 | 228,596.31 | 57 |
| 06/28/23 | 218,321.92 | 49 |
| 06/29/23 | 348,418.33 | 87 |
| 06/30/23 | 574,094.52 | 124 |
| 07/01/23 | 186,901.38 | 46 |
| 07/02/23 | 100,928.05 | 20 |
| 07/03/23 | 104,819.53 | 28 |
| 07/04/23 | 39,358.46 | 10 |
| 07/05/23 | 326,520.90 | 51 |
| 07/06/23 | 106,619.54 | 30 |
| 07/07/23 | 112,888.48 | 34 |
| 07/08/23 | 113,665.94 | 26 |
| 07/09/23 | 43,317.52 | 11 |
| 07/10/23 | 361,053.23 | 43 |
| 07/11/23 | 170,953.45 | 48 |
| 07/12/23 | 89,839.80 | 24 |
| 07/13/23 | 304,714.61 | 42 |
| 07/14/23 | 360,668.36 | 79 |
| 07/15/23 | 363,706.70 | 72 |
| 07/16/23 | 110,966.87 | 30 |
| 07/17/23 | 311,366.46 | 80 |
| 07/18/23 | 349,399.68 | 77 |
| 07/19/23 | 335,019.59 | 54 |
| 07/20/23 | 311,646.50 | 75 |
| 07/21/23 | 257,958.00 | 76 |
| 07/22/23 | 129,774.41 | 21 |
| 07/23/23 | 82,775.90 | 22 |
| 07/24/23 | 271,772.07 | 67 |
| 07/25/23 | 278,244.56 | 57 |
| 07/26/23 | 404,913.56 | 76 |
| 07/27/23 | 232,918.50 | 50 |
| 07/28/23 | 351,700.54 | 91 |
| 07/29/23 | 178,067.23 | 52 |
| 07/30/23 | 154,546.06 | 36 |
| 07/31/23 | 757,612.17 | 152 |
| 08/01/23 | 1,010,404.50 | 200 |
| 08/02/23 | 745,771.04 | 173 |
| 08/03/23 | 823,870.30 | 153 |
| 08/04/23 | 809,333.95 | 155 |
| 08/05/23 | 420,532.97 | 104 |

2022 PAYABLE 2023
INTERNET CHECK/ACH PAYMENTS

| DATE | TAX AMOUNT PAID | NUMBER |
|-------------|------------------------|---------------|
| 08/06/23 | 440,434.76 | 106 |
| 08/07/23 | 1,020,533.35 | 187 |
| 08/08/23 | 1,446,339.70 | 248 |
| 08/09/23 | 1,542,317.61 | 296 |
| 08/10/23 | 1,786,296.66 | 285 |
| 08/11/23 | 1,309,554.14 | 327 |
| 08/12/23 | 549,173.17 | 124 |
| 08/13/23 | 626,082.28 | 134 |
| 08/14/23 | 2,980,811.42 | 412 |
| 08/15/23 | 2,191,727.11 | 396 |
| 08/16/23 | 732,862.73 | 128 |
| 08/17/23 | 3,023,769.84 | 562 |
| 08/18/23 | 2,486,537.22 | 508 |
| 08/19/23 | 1,109,840.98 | 267 |
| 08/20/23 | 1,320,919.36 | 310 |
| 08/21/23 | 4,268,562.59 | 790 |
| 08/22/23 | 3,448,667.74 | 627 |
| 08/23/23 | 3,518,325.17 | 668 |
| 08/24/23 | 5,273,831.05 | 779 |
| 08/25/23 | 4,176,141.77 | 776 |
| 08/26/23 | 1,965,280.69 | 499 |
| 08/27/23 | 2,427,989.68 | 610 |
| 08/28/23 | 6,969,029.53 | 1401 |
| 08/29/23 | 7,520,219.20 | 1380 |
| 08/30/23 | 8,913,321.34 | 1765 |
| 08/31/23 | 14,691,053.71 | 3124 |
| 09/01/23 | 11,889,832.57 | 2314 |
| 09/02/23 | 546,329.44 | 141 |
| 09/03/23 | 317,066.60 | 84 |
| 09/04/23 | 474,206.02 | 127 |
| 09/05/23 | 2,133,945.46 | 216 |
| 09/06/23 | 622,053.89 | 132 |
| 09/07/23 | 653,544.23 | 128 |
| 09/08/23 | 420,075.14 | 112 |
| 09/09/23 | 190,085.69 | 37 |
| 09/10/23 | 126,336.60 | 31 |
| 09/11/23 | 299,284.87 | 73 |
| 09/12/23 | 321,633.81 | 51 |
| 09/13/23 | 337,411.73 | 47 |
| 09/14/23 | 268,465.60 | 83 |
| 09/15/23 | 229,016.62 | 49 |
| 09/16/23 | 146,435.35 | 40 |
| 09/17/23 | 94,913.29 | 22 |
| 09/18/23 | 382,970.16 | 72 |
| 09/19/23 | 279,348.67 | 45 |
| 09/20/23 | 248,429.98 | 42 |
| 09/21/23 | 231,480.14 | 40 |
| 09/22/23 | 788,927.58 | 64 |
| 09/23/23 | 77,488.24 | 21 |
| 09/24/23 | 41,334.10 | 12 |

2022 PAYABLE 2023

CREDIT CARD PAYMENTS AT TREASURER'S OFFICE

| <u>DATE</u> | <u>TAX AMOUNT PAID</u> | <u>NUMBER</u> |
|---------------|------------------------|---------------|
| TOTALS | \$ 892,666.00 | 357 |

2022 PAYABLE 2023

CREDIT CARD PAYMENTS AT TREASURER'S OFFICE

| DATE | TAX AMOUNT PAID | NUMBER |
|----------|-----------------|--------|
| 04/28/23 | 1,778.88 | 1 |
| 05/02/23 | 14,082.84 | 2 |
| 05/03/23 | 5,273.18 | 1 |
| 05/04/23 | 22,483.15 | 5 |
| 05/05/23 | 1,233.43 | 2 |
| 05/08/23 | 3,289.71 | 3 |
| 05/09/23 | 2,403.61 | 2 |
| 05/10/23 | 6,185.94 | 4 |
| 05/11/23 | 7,443.84 | 3 |
| 05/12/23 | 8,318.17 | 3 |
| 05/15/23 | 4,603.08 | 2 |
| 05/16/23 | 12,694.53 | 9 |
| 05/17/23 | 4,883.94 | 3 |
| 05/18/23 | 2,342.20 | 1 |
| 05/19/23 | 1,408.35 | 2 |
| 05/22/23 | 4,350.39 | 2 |
| 05/23/23 | 18,166.89 | 6 |
| 05/24/23 | 18,272.59 | 7 |
| 05/30/23 | 29,812.99 | 14 |
| 05/31/23 | 34,485.83 | 10 |
| 06/01/23 | 40,670.99 | 16 |
| 06/08/23 | 8,878.18 | 4 |
| 06/09/23 | 9,000.37 | 3 |
| 06/15/23 | 5,013.09 | 9 |
| 06/16/23 | 3,430.90 | 2 |
| 06/20/23 | 5,391.19 | 2 |
| 06/21/23 | 1,266.59 | 1 |
| 06/22/23 | 1,419.93 | 1 |
| 06/26/23 | 3,282.49 | 2 |
| 06/27/23 | 3,074.39 | 1 |
| 06/28/23 | 1,951.98 | 1 |
| 06/30/23 | 3,155.93 | 1 |
| 07/03/23 | 1,991.90 | 1 |
| 07/05/23 | 5,231.03 | 1 |
| 07/07/23 | 1,709.90 | 1 |
| 07/10/23 | 1,736.20 | 1 |
| 07/12/23 | 7,801.89 | 1 |
| 07/14/23 | 7,900.30 | 2 |
| 07/17/23 | 2,228.03 | 2 |
| 07/18/23 | 1,430.40 | 1 |
| 07/20/23 | 1,822.05 | 1 |
| 07/21/23 | 8,333.07 | 3 |
| 07/24/23 | 2,997.60 | 2 |
| 07/25/23 | 5,505.77 | 2 |
| 07/26/23 | 2,736.36 | 2 |
| 07/27/23 | 971.58 | 1 |
| 07/31/23 | 4,078.76 | 2 |
| 08/01/23 | 3,874.30 | 2 |
| 08/02/23 | 2,853.14 | 1 |
| 08/07/23 | 707.03 | 2 |

2022 PAYABLE 2023

CREDIT CARD PAYMENTS AT TREASURER'S OFFICE

| DATE | TAX AMOUNT PAID | NUMBER |
|----------|-----------------|--------|
| 08/08/23 | 2,461.38 | 1 |
| 08/10/23 | 4,438.09 | 1 |
| 08/11/23 | 6,217.48 | 2 |
| 08/14/23 | 3,113.99 | 1 |
| 08/15/23 | 1,391.70 | 2 |
| 08/16/23 | 1,404.26 | 1 |
| 08/17/23 | 6,207.43 | 3 |
| 08/18/23 | 3,194.67 | 1 |
| 08/21/23 | 22,144.71 | 7 |
| 08/22/23 | 1,759.55 | 1 |
| 08/23/23 | 587.25 | 1 |
| 08/24/23 | 12,002.11 | 4 |
| 08/25/23 | 13,298.77 | 4 |
| 08/28/23 | 35,243.46 | 14 |
| 08/29/23 | 17,925.30 | 7 |
| 08/30/23 | 42,520.65 | 15 |
| 08/31/23 | 28,226.11 | 12 |
| 09/01/23 | 36,549.22 | 13 |
| 09/05/23 | 6,894.39 | 5 |
| 09/06/23 | 4,516.27 | 2 |
| 09/07/23 | 6,129.92 | 2 |
| 09/08/23 | 5,551.09 | 3 |
| 09/13/23 | 7,606.96 | 1 |
| 09/14/23 | 2,153.66 | 1 |
| 09/15/23 | 4,830.31 | 6 |
| 09/21/23 | 308.57 | 1 |
| 09/22/23 | 3,809.65 | 1 |
| 09/25/23 | 5,174.43 | 2 |
| 09/26/23 | 9,195.22 | 3 |
| 09/27/23 | 15,181.69 | 4 |
| 09/28/23 | 7,313.59 | 4 |
| 09/29/23 | 6,232.42 | 3 |
| 10/02/23 | 2,746.19 | 3 |
| 10/03/23 | 6,106.68 | 3 |
| 10/05/23 | 76.77 | 1 |
| 10/06/23 | 2,987.75 | 2 |
| 10/10/23 | 9,246.23 | 5 |
| 10/11/23 | 11,730.32 | 2 |
| 10/12/23 | 6,150.90 | 2 |
| 10/13/23 | 4,148.89 | 2 |
| 10/16/23 | 8,185.00 | 1 |
| 10/17/23 | 5,532.46 | 2 |
| 10/18/23 | 13,870.15 | 3 |
| 10/19/23 | 2,020.46 | 1 |
| 10/20/23 | 1,652.90 | 1 |
| 10/23/23 | 12,742.13 | 7 |
| 10/24/23 | 5,396.62 | 7 |
| 10/25/23 | 4,008.68 | 3 |
| 10/26/23 | 46,628.56 | 11 |
| 10/27/23 | 71,892.13 | 20 |

PAYMENT PROCESSING REPORT

10/29/2024

| TWP | Total Due | Total Paid | % | First Installment Due | First Installment Paid | % | Second Installment Due | Second Installment Paid | % |
|-------|---------------|---------------|------|-----------------------------|------------------------------|------|------------------------------|-------------------------------|------|
| AU | 236,742,707 | 236,557,784 | 100% | 118,514,083 | 118,427,621 | 100% | 118,228,624 | 118,130,163 | 100% |
| BA | 128,259,999 | 128,244,932 | 100% | 64,184,607 | 64,178,432 | 100% | 64,075,392 | 64,066,500 | 100% |
| BR | 6,543,943 | 6,542,606 | 100% | 3,274,867 | 3,274,198 | 100% | 3,269,076 | 3,268,407 | 100% |
| BB | 63,799,803 | 63,789,827 | 100% | 31,999,418 | 31,994,649 | 100% | 31,800,385 | 31,795,177 | 100% |
| BU | 8,401,881 | 8,396,852 | 100% | 4,200,941 | 4,200,875 | 100% | 4,200,941 | 4,195,978 | 100% |
| CA | 71,399,679 | 71,385,475 | 100% | 35,725,993 | 35,718,891 | 100% | 35,673,686 | 35,666,584 | 100% |
| DU | 215,212,494 | 215,179,283 | 100% | 107,672,660 | 107,658,172 | 100% | 107,539,834 | 107,521,111 | 100% |
| EL | 249,126,565 | 249,030,556 | 100% | 124,683,800 | 124,654,881 | 100% | 124,442,765 | 124,375,676 | 100% |
| GE | 132,280,105 | 132,277,907 | 100% | 66,300,522 | 66,299,423 | 100% | 65,979,583 | 65,978,484 | 100% |
| HA | 32,040,436 | 32,034,904 | 100% | 16,038,675 | 16,035,909 | 100% | 16,001,762 | 15,998,996 | 100% |
| KA | 5,587,877 | 5,587,877 | 100% | 2,797,208 | 2,797,208 | 100% | 2,790,669 | 2,790,669 | 100% |
| PL | 44,403,100 | 44,384,162 | 100% | 22,224,066 | 22,218,530 | 100% | 22,179,034 | 22,165,631 | 100% |
| RU | 87,609,017 | 87,600,182 | 100% | 43,853,692 | 43,849,275 | 100% | 43,755,325 | 43,750,907 | 100% |
| SC | 219,755,806 | 219,733,211 | 100% | 109,998,316 | 109,987,569 | 100% | 109,757,491 | 109,745,642 | 100% |
| SG | 75,024,562 | 75,002,129 | 100% | 37,545,428 | 37,534,302 | 100% | 37,479,134 | 37,467,827 | 100% |
| VI | 8,134,540 | 8,085,157 | 99% | 4,070,415 | 4,045,723 | 99% | 4,064,126 | 4,039,434 | 99% |
| Total | 1,584,322,514 | 1,583,832,844 | 100% | 793,084,690 | 792,875,657 | 100% | 791,237,825 | 790,957,186 | 100% |

✓ 99.97%

✓ 99.97%

✓ 99.96%

2023 PAYABLE 2024**JPMORGAN CHASE BANK
LOCKBOX PAYMENTS**

| DATE | NUMBER OF PAYMENTS | AMOUNT |
|---------------|---------------------------|-----------------------|
| 05/07/24 | 715 | 2,437,152.51 |
| 05/08/24 | 0 | - |
| 05/09/24 | 151 | 525,565.75 |
| 05/10/24 | 2627 | 8,818,063.12 |
| 05/13/24 | 1590 | 5,401,919.52 |
| 05/14/24 | 2659 | 12,092,240.95 |
| 05/15/24 | 336 | 1,892,856.21 |
| 05/16/24 | 1269 | 4,679,266.25 |
| 05/17/24 | 1240 | 4,284,859.85 |
| 05/20/24 | 1132 | 4,563,723.65 |
| 05/21/24 | 1935 | 7,605,360.58 |
| 05/22/24 | 491 | 2,063,001.09 |
| 05/23/24 | 1837 | 7,393,835.43 |
| 05/24/24 | 1397 | 5,327,751.49 |
| 05/28/24 | 1118 | 4,318,125.01 |
| 05/29/24 | 1836 | 7,657,350.79 |
| 05/30/24 | 1857 | 7,904,204.09 |
| 05/31/24 | 2083 | 8,013,876.04 |
| 06/03/24 | 1455 | 5,807,964.06 |
| 06/04/24 | 3700 | 17,178,435.40 |
| 06/05/24 | 1564 | 7,397,833.40 |
| 06/06/24 | 715 | 2,456,736.73 |
| 06/07/24 | 840 | 1,689,630.85 |
| 06/10/24 | 187 | 508,949.27 |
| 06/12/24 | 1 | 3,149.03 |
| 08/09/24 | 494 | 1,989,228.92 |
| 08/12/24 | 265 | 1,165,020.01 |
| 08/13/24 | 554 | 2,549,320.83 |
| 08/14/24 | 51 | 201,505.13 |
| 08/15/24 | 509 | 2,078,978.75 |
| 08/16/24 | 303 | 1,131,114.88 |
| 08/19/24 | 395 | 1,819,450.16 |
| 08/20/24 | 1165 | 5,828,603.77 |
| 08/21/24 | 95 | 441,152.20 |
| 08/22/24 | 804 | 3,873,601.93 |
| 08/23/24 | 677 | 2,837,657.81 |
| 08/26/24 | 692 | 2,796,287.78 |
| 08/27/24 | 1618 | 7,857,210.62 |
| 08/28/24 | 405 | 2,258,718.68 |
| 08/29/24 | 1080 | 4,608,672.35 |
| 08/30/24 | 886 | 3,913,623.58 |
| 09/03/24 | 1277 | 5,437,386.20 |
| 09/04/24 | 3200 | 15,483,381.91 |
| 09/05/24 | 1133 | 5,772,790.45 |
| 09/06/24 | 951 | 3,884,817.75 |
| 09/09/24 | 144 | 1,097,770.35 |
| 09/10/24 | 218 | 785,909.98 |
| 09/12/24 | 1 | 6,739.95 |
| TOTALS | 49652 | 207,840,795.06 |

2023 PAYABLE 2024

INTERNET CREDIT & DEBIT CARD PAYMENTS

| MONTH | TAX AMOUNT PAID | NUMBER |
|---------------|-------------------------|---------------|
| 10/23/24 | 179,238.52 | 37 |
| 10/24/24 | 245,499.98 | 65 |
| 10/25/24 | 89,266.57 | 30 |
| TOTALS | \$ 24,491,262.90 | 6749 |

2023 PAYABLE 2024

INTERNET CREDIT & DEBIT CARD PAYMENTS

| MONTH | TAX AMOUNT PAID | NUMBER |
|--------------|------------------------|---------------|
| 04/29/24 | 2,745.30 | 5 |
| 04/30/24 | 52,369.88 | 14 |
| 05/01/24 | 68,024.55 | 23 |
| 05/02/24 | 72,124.11 | 20 |
| 05/03/24 | 160,740.14 | 35 |
| 05/04/24 | 85,127.08 | 26 |
| 05/05/24 | 75,655.39 | 22 |
| 05/06/24 | 139,760.98 | 45 |
| 05/07/24 | 128,012.86 | 47 |
| 05/08/24 | 205,690.38 | 51 |
| 05/09/24 | 107,939.66 | 32 |
| 05/10/24 | 114,354.48 | 35 |
| 05/11/24 | 75,461.69 | 21 |
| 05/12/24 | 27,712.35 | 9 |
| 05/13/24 | 188,599.10 | 50 |
| 05/14/24 | 128,876.40 | 39 |
| 05/15/24 | 155,334.60 | 41 |
| 05/16/24 | 175,238.08 | 50 |
| 05/17/24 | 144,731.01 | 34 |
| 05/18/24 | 69,055.99 | 16 |
| 05/19/24 | 116,895.14 | 26 |
| 05/20/24 | 208,220.00 | 61 |
| 05/21/24 | 129,710.10 | 41 |
| 05/22/24 | 187,132.83 | 51 |
| 05/23/24 | 229,178.91 | 54 |
| 05/24/24 | 335,763.74 | 87 |
| 05/25/24 | 149,346.79 | 40 |
| 05/26/24 | 126,495.25 | 35 |
| 05/27/24 | 232,584.26 | 63 |
| 05/28/24 | 404,194.60 | 99 |
| 05/29/24 | 437,038.75 | 134 |
| 05/30/24 | 607,060.61 | 171 |
| 05/31/24 | 809,212.63 | 253 |
| 06/01/24 | 644,517.25 | 197 |
| 06/02/24 | 723,119.66 | 193 |
| 06/03/24 | 1,788,199.36 | 440 |
| 06/04/24 | 243,835.30 | 66 |
| 06/05/24 | 115,312.55 | 38 |
| 06/06/24 | 103,389.78 | 43 |
| 06/07/24 | 38,891.20 | 19 |
| 06/08/24 | 58,206.16 | 17 |
| 06/09/24 | 31,383.71 | 14 |
| 06/10/24 | 77,793.32 | 24 |
| 06/11/24 | 102,681.18 | 27 |
| 06/12/24 | 23,528.39 | 15 |
| 06/13/24 | 64,673.00 | 23 |
| 06/14/24 | 44,543.66 | 15 |
| 06/15/24 | 15,472.99 | 4 |
| 06/16/24 | 7,986.22 | 4 |
| 06/17/24 | 45,940.19 | 16 |
| 06/18/24 | 46,296.24 | 16 |
| 06/19/24 | 24,317.07 | 10 |
| 06/20/24 | 35,880.30 | 11 |
| 06/21/24 | 21,660.08 | 9 |
| 06/22/24 | 10,225.07 | 4 |
| 06/23/24 | 7,847.18 | 3 |
| 06/24/24 | 71,112.88 | 9 |
| 06/25/24 | 14,973.57 | 8 |
| 06/26/24 | 26,396.53 | 9 |

2023 PAYABLE 2024

INTERNET CREDIT & DEBIT CARD PAYMENTS

| MONTH | TAX AMOUNT PAID | NUMBER |
|----------|-----------------|--------|
| 06/27/24 | 119,704.75 | 21 |
| 06/28/24 | 60,759.28 | 17 |
| 06/29/24 | 36,837.40 | 10 |
| 06/30/24 | 40,913.75 | 13 |
| 07/01/24 | 163,152.49 | 47 |
| 07/02/24 | 96,118.19 | 41 |
| 07/03/24 | 76,887.58 | 21 |
| 07/04/24 | 37,828.49 | 9 |
| 07/05/24 | 22,569.18 | 8 |
| 07/06/24 | 49,788.26 | 14 |
| 07/07/24 | 23,433.91 | 9 |
| 07/08/24 | 39,799.32 | 13 |
| 07/09/24 | 41,546.42 | 13 |
| 07/10/24 | 60,521.63 | 20 |
| 07/11/24 | 30,691.68 | 10 |
| 07/12/24 | 45,195.70 | 14 |
| 07/13/24 | 23,357.19 | 9 |
| 07/14/24 | 9,957.54 | 4 |
| 07/15/24 | 31,714.87 | 19 |
| 07/16/24 | 2,607.77 | 7 |
| 07/17/24 | 45,909.51 | 19 |
| 07/18/24 | 21,959.16 | 6 |
| 07/19/24 | 32,154.81 | 11 |
| 07/20/24 | 18,001.98 | 7 |
| 07/21/24 | 23,676.92 | 5 |
| 07/22/24 | 18,179.68 | 6 |
| 07/23/24 | 24,661.67 | 7 |
| 07/24/24 | 50,178.97 | 9 |
| 07/25/24 | 21,921.60 | 7 |
| 07/26/24 | 37,993.84 | 16 |
| 07/27/24 | 6,634.84 | 3 |
| 07/28/24 | 14,815.15 | 2 |
| 07/29/24 | 54,920.00 | 14 |
| 07/30/24 | 26,336.45 | 9 |
| 07/31/24 | 56,261.94 | 16 |
| 08/01/24 | 61,688.88 | 17 |
| 08/02/24 | 23,195.22 | 14 |
| 08/03/24 | 32,721.64 | 12 |
| 08/04/24 | 12,734.41 | 4 |
| 08/05/24 | 60,422.55 | 12 |
| 08/06/24 | 51,477.62 | 13 |
| 08/07/24 | 84,106.97 | 17 |
| 08/08/24 | 60,076.01 | 17 |
| 08/09/24 | 70,417.53 | 17 |
| 08/10/24 | 17,680.18 | 7 |
| 08/11/24 | 36,908.18 | 13 |
| 08/12/24 | 69,543.91 | 12 |
| 08/13/24 | 156,152.23 | 38 |
| 08/14/24 | 89,525.76 | 21 |
| 08/15/24 | 179,492.83 | 32 |
| 08/16/24 | 89,596.64 | 33 |
| 08/17/24 | 83,146.05 | 27 |
| 08/18/24 | 92,596.18 | 19 |
| 08/19/24 | 115,368.08 | 33 |
| 08/20/24 | 132,505.78 | 32 |
| 08/21/24 | 106,653.03 | 28 |
| 08/22/24 | 113,720.27 | 42 |
| 08/23/24 | 233,709.16 | 46 |
| 08/24/24 | 130,820.20 | 34 |

2023 PAYABLE 2024

INTERNET CREDIT & DEBIT CARD PAYMENTS

| MONTH | TAX AMOUNT PAID | NUMBER |
|--------------|------------------------|---------------|
| 08/25/24 | 151,525.01 | 38 |
| 08/26/24 | 401,254.17 | 96 |
| 08/27/24 | 410,955.94 | 99 |
| 08/28/24 | 400,480.14 | 113 |
| 08/29/24 | 521,420.70 | 128 |
| 08/30/24 | 739,020.37 | 189 |
| 08/31/24 | 361,350.15 | 97 |
| 09/01/24 | 295,309.59 | 84 |
| 09/02/24 | 1,021,405.54 | 280 |
| 09/03/24 | 2,048,612.70 | 546 |
| 09/04/24 | 245,193.90 | 51 |
| 09/05/24 | 143,584.46 | 37 |
| 09/06/24 | 69,152.63 | 21 |
| 09/07/24 | 84,693.89 | 21 |
| 09/08/24 | 52,083.93 | 14 |
| 09/09/24 | 102,977.81 | 33 |
| 09/10/24 | 70,782.62 | 24 |
| 09/11/24 | 95,393.92 | 30 |
| 09/12/24 | 32,967.96 | 12 |
| 09/13/24 | 56,016.38 | 19 |
| 09/14/24 | 12,400.63 | 5 |
| 09/15/24 | 21,852.67 | 9 |
| 09/16/24 | 77,333.60 | 23 |
| 09/17/24 | 47,110.71 | 24 |
| 09/18/24 | 20,148.30 | 8 |
| 09/19/24 | 28,493.57 | 12 |
| 09/20/24 | 44,906.77 | 14 |
| 09/21/24 | 15,004.40 | 4 |
| 09/22/24 | 12,566.52 | 12 |
| 09/23/24 | 62,474.08 | 18 |
| 09/24/24 | 45,955.21 | 14 |
| 09/25/24 | 27,906.58 | 6 |
| 09/26/24 | 29,996.60 | 12 |
| 09/27/24 | 34,733.45 | 11 |
| 09/28/24 | 43,662.87 | 18 |
| 09/29/24 | 58,940.31 | 12 |
| 09/30/24 | 103,784.66 | 22 |
| 10/01/24 | 47,321.75 | 17 |
| 10/02/24 | 94,523.23 | 20 |
| 10/03/24 | 76,311.95 | 18 |
| 10/04/24 | 23,308.28 | 8 |
| 10/05/24 | 3,081.21 | 2 |
| 10/06/24 | 19,560.27 | 8 |
| 10/07/24 | 42,769.11 | 10 |
| 10/08/24 | 131,481.51 | 36 |
| 10/09/24 | 171,148.58 | 41 |
| 10/10/24 | 141,880.34 | 43 |
| 10/11/24 | 111,555.24 | 36 |
| 10/12/24 | 30,766.37 | 8 |
| 10/13/24 | 18,526.26 | 6 |
| 10/14/24 | 140,041.05 | 33 |
| 10/15/24 | 70,220.76 | 14 |
| 10/16/24 | 61,679.52 | 21 |
| 10/17/24 | 91,479.16 | 34 |
| 10/18/24 | 122,260.06 | 36 |
| 10/19/24 | 59,513.95 | 16 |
| 10/20/24 | 30,469.90 | 12 |
| 10/21/24 | 269,901.69 | 51 |
| 10/22/24 | 118,183.19 | 31 |

2023 PAYABLE 2024**INTERNET CHECK/ACH PAYMENTS**

| DATE | TAX AMOUNT PAID | NUMBER |
|-------------|------------------------|---------------|
| 09/17/24 | 314,414.01 | 45 |
| 09/18/24 | 252,005.42 | 45 |
| 09/19/24 | 388,106.57 | 41 |
| 09/20/24 | 417,777.80 | 42 |
| 09/21/24 | 108,695.37 | 23 |
| 09/22/24 | 70,125.76 | 20 |
| 09/23/24 | 238,781.78 | 42 |
| 09/24/24 | 431,473.23 | 48 |
| 09/25/24 | 177,444.12 | 33 |
| 09/26/24 | 152,266.12 | 37 |
| 09/27/24 | 277,694.92 | 62 |
| 09/28/24 | 119,469.12 | 23 |
| 09/29/24 | 139,518.01 | 36 |
| 09/30/24 | 477,290.49 | 78 |
| 10/01/24 | 266,294.77 | 70 |
| 10/02/24 | 198,826.09 | 46 |
| 10/03/24 | 516,864.37 | 49 |
| 10/04/24 | 145,661.87 | 32 |
| 10/05/24 | 74,617.56 | 14 |
| 10/06/24 | 47,849.64 | 11 |
| 10/07/24 | 315,604.46 | 57 |
| 10/08/24 | 390,125.69 | 106 |
| 10/09/24 | 880,446.88 | 135 |
| 10/10/24 | 456,098.31 | 118 |
| 10/11/24 | 449,558.51 | 75 |
| 10/12/24 | 82,106.74 | 13 |
| 10/13/24 | 124,760.58 | 21 |
| 10/14/24 | 243,978.93 | 45 |
| 10/15/24 | 494,004.20 | 69 |
| 10/16/24 | 494,602.91 | 50 |

| | | | |
|---------------|-----------|-----------------------|--------------|
| TOTALS | \$ | 315,486,658.75 | 55923 |
|---------------|-----------|-----------------------|--------------|

2023 PAYABLE 2024
INTERNET CHECK/ACH PAYMENTS

| DATE | TAX AMOUNT PAID | NUMBER |
|-------------|------------------------|---------------|
| 04/29/24 | 189,956.73 | 33 |
| 04/30/24 | 1,153,366.25 | 174 |
| 05/01/24 | 988,815.62 | 155 |
| 05/02/24 | 986,831.66 | 122 |
| 05/03/24 | 2,188,750.36 | 403 |
| 05/04/24 | 2,121,390.18 | 298 |
| 05/05/24 | 1,596,858.66 | 279 |
| 05/06/24 | 3,449,264.11 | 596 |
| 05/07/24 | 4,224,904.42 | 720 |
| 05/08/24 | 3,457,668.08 | 496 |
| 05/09/24 | 4,335,624.12 | 653 |
| 05/10/24 | 4,177,016.75 | 402 |
| 05/11/24 | 1,531,159.66 | 295 |
| 05/12/24 | 1,035,989.51 | 199 |
| 05/13/24 | 3,719,593.23 | 621 |
| 05/14/24 | 4,250,184.24 | 647 |
| 05/15/24 | 5,135,408.17 | 769 |
| 05/16/24 | 3,583,113.49 | 588 |
| 05/17/24 | 3,424,852.26 | 657 |
| 05/18/24 | 1,563,466.40 | 330 |
| 05/19/24 | 1,496,705.18 | 349 |
| 05/20/24 | 4,821,526.99 | 851 |
| 05/21/24 | 4,776,044.63 | 834 |
| 05/22/24 | 5,658,983.93 | 936 |
| 05/23/24 | 3,417,498.10 | 624 |
| 05/24/24 | 4,465,950.68 | 976 |
| 05/25/24 | 2,069,649.19 | 440 |
| 05/26/24 | 2,010,385.68 | 434 |
| 05/27/24 | 3,656,360.33 | 764 |
| 05/28/24 | 12,256,574.32 | 1694 |
| 05/29/24 | 9,383,480.22 | 1695 |
| 05/30/24 | 9,965,730.56 | 1760 |
| 05/31/24 | 15,874,809.06 | 2621 |
| 06/01/24 | 5,561,944.14 | 1270 |
| 06/02/24 | 9,047,858.61 | 1941 |
| 06/03/24 | 13,061,891.73 | 2596 |
| 06/04/24 | 2,154,037.14 | 353 |
| 06/05/24 | 1,136,794.86 | 143 |
| 06/06/24 | 657,693.43 | 146 |
| 06/07/24 | 645,929.01 | 88 |
| 06/08/24 | 198,210.99 | 47 |
| 06/09/24 | 200,484.06 | 44 |
| 06/10/24 | 562,824.19 | 98 |
| 06/11/24 | 504,007.99 | 92 |
| 06/12/24 | 601,228.21 | 66 |
| 06/13/24 | 344,263.25 | 59 |
| 06/14/24 | 313,254.94 | 70 |

2023 PAYABLE 2024
INTERNET CHECK/ACH PAYMENTS

| DATE | TAX AMOUNT PAID | NUMBER |
|-------------|------------------------|---------------|
| 06/15/24 | 118,172.65 | 32 |
| 06/16/24 | 80,423.87 | 25 |
| 06/17/24 | 214,414.50 | 50 |
| 06/18/24 | 705,275.28 | 64 |
| 06/19/24 | 189,811.31 | 43 |
| 06/20/24 | 152,914.19 | 26 |
| 06/21/24 | 335,050.61 | 42 |
| 06/22/24 | 57,728.42 | 16 |
| 06/23/24 | 67,954.87 | 14 |
| 06/24/24 | 582,000.19 | 64 |
| 06/25/24 | 355,631.01 | 73 |
| 06/26/24 | 277,453.29 | 53 |
| 06/27/24 | 224,366.80 | 40 |
| 06/28/24 | 515,637.21 | 70 |
| 06/29/24 | 36,837.40 | 10 |
| 06/30/24 | 146,725.13 | 34 |
| 07/01/24 | 741,203.94 | 127 |
| 07/02/24 | 502,362.41 | 120 |
| 07/03/24 | 364,728.92 | 83 |
| 07/04/24 | 222,335.39 | 30 |
| 07/05/24 | 119,191.17 | 36 |
| 07/06/24 | 71,287.35 | 22 |
| 07/07/24 | 81,272.44 | 32 |
| 07/08/24 | 254,741.33 | 51 |
| 07/09/24 | 475,573.05 | 67 |
| 07/10/24 | 368,029.52 | 48 |
| 07/11/24 | 292,862.52 | 66 |
| 07/12/24 | 187,618.37 | 51 |
| 07/13/24 | 65,198.65 | 23 |
| 07/14/24 | 81,432.96 | 19 |
| 07/15/24 | 218,073.92 | 43 |
| 07/16/24 | 396,425.38 | 49 |
| 07/17/24 | 214,727.87 | 46 |
| 07/18/24 | 173,896.08 | 31 |
| 07/19/24 | 129,331.98 | 31 |
| 07/20/24 | 148,363.02 | 34 |
| 07/21/24 | 78,446.15 | 15 |
| 07/22/24 | 232,307.24 | 46 |
| 07/23/24 | 278,195.10 | 59 |
| 07/24/24 | 262,122.09 | 51 |
| 07/25/24 | 198,630.50 | 36 |
| 07/26/24 | 365,423.38 | 54 |
| 07/27/24 | 114,111.21 | 29 |
| 07/28/24 | 157,688.63 | 41 |
| 07/29/24 | 334,634.86 | 85 |
| 07/30/24 | 590,685.72 | 72 |
| 07/31/24 | 508,868.81 | 98 |

2023 PAYABLE 2024
INTERNET CHECK/ACH PAYMENTS

| DATE | TAX AMOUNT PAID | NUMBER |
|-------------|------------------------|---------------|
| 08/01/24 | 677,011.63 | 149 |
| 08/02/24 | 662,496.09 | 169 |
| 08/03/24 | 415,237.89 | 97 |
| 08/04/24 | 251,345.35 | 64 |
| 08/05/24 | 918,885.77 | 181 |
| 08/06/24 | 1,064,460.13 | 170 |
| 08/07/24 | 1,485,600.74 | 276 |
| 08/08/24 | 1,304,262.49 | 212 |
| 08/09/24 | 923,840.61 | 199 |
| 08/10/24 | 568,470.12 | 145 |
| 08/11/24 | 583,757.26 | 127 |
| 08/12/24 | 1,456,568.98 | 263 |
| 08/13/24 | 1,922,714.26 | 324 |
| 08/14/24 | 2,223,679.57 | 351 |
| 08/15/24 | 2,066,011.06 | 442 |
| 08/16/24 | 2,090,069.59 | 325 |
| 08/17/24 | 1,113,987.44 | 235 |
| 08/18/24 | 1,092,045.00 | 240 |
| 08/19/24 | 4,582,215.21 | 492 |
| 08/20/24 | 4,470,977.24 | 683 |
| 08/21/24 | 3,244,826.93 | 558 |
| 08/22/24 | 3,193,193.04 | 524 |
| 08/23/24 | 3,873,358.43 | 626 |
| 08/24/24 | 1,777,133.89 | 415 |
| 08/25/24 | 1,783,715.96 | 441 |
| 08/26/24 | 6,464,367.57 | 1172 |
| 08/27/24 | 8,597,586.07 | 1113 |
| 08/28/24 | 8,507,363.71 | 1360 |
| 08/29/24 | 8,729,242.65 | 1423 |
| 08/30/24 | 11,682,392.69 | 2141 |
| 08/31/24 | 3,899,152.50 | 913 |
| 09/01/24 | 3,417,874.19 | 795 |
| 09/02/24 | 10,800,471.26 | 2337 |
| 09/03/24 | 14,049,640.52 | 2585 |
| 09/04/24 | 1,455,336.82 | 276 |
| 09/05/24 | 970,379.05 | 140 |
| 09/06/24 | 930,488.33 | 132 |
| 09/07/24 | 274,378.99 | 62 |
| 09/08/24 | 174,807.89 | 47 |
| 09/09/24 | 596,666.83 | 144 |
| 09/10/24 | 465,577.74 | 84 |
| 09/11/24 | 298,317.43 | 60 |
| 09/12/24 | 338,831.28 | 66 |
| 09/13/24 | 401,231.87 | 59 |
| 09/14/24 | 161,472.72 | 33 |
| 09/15/24 | 181,333.43 | 37 |
| 09/16/24 | 348,914.29 | 71 |

2023 PAYABLE 2024

CREDIT CARD PAYMENTS AT TREASURER'S OFFICE

| DATE | TAX AMOUNT PAID | NUMBER |
|---------------|------------------------|------------|
| TOTALS | \$ 1,119,324.55 | 422 |



2023 PAYABLE 2024

CREDIT CARD PAYMENTS AT TREASURER'S OFFICE

| DATE | TAX AMOUNT PAID | NUMBER |
|----------|-----------------|--------|
| 04/30/24 | 305.76 | 1 |
| 05/02/24 | 4,601.94 | 1 |
| 05/03/24 | 13,508.50 | 10 |
| 05/06/24 | 12,965.15 | 6 |
| 05/07/24 | 1,899.18 | 2 |
| 05/08/24 | 14,407.14 | 5 |
| 05/09/24 | 13,722.29 | 4 |
| 05/13/24 | 3,753.52 | 4 |
| 05/14/24 | 6,643.52 | 4 |
| 05/15/24 | 7,565.71 | 2 |
| 05/16/24 | 20,830.18 | 3 |
| 05/17/24 | 4,195.18 | 2 |
| 05/20/24 | 4,695.50 | 3 |
| 05/21/24 | 20,234.31 | 5 |
| 05/22/24 | 14,125.36 | 4 |
| 05/23/24 | 17,653.48 | 6 |
| 05/24/24 | 16,791.67 | 9 |
| 05/28/24 | 30,398.54 | 13 |
| 05/29/24 | 30,391.86 | 11 |
| 05/30/24 | 35,025.92 | 14 |
| 05/31/24 | 50,592.37 | 17 |
| 06/03/24 | 47,312.28 | 24 |
| 06/04/24 | 5,768.30 | 3 |
| 06/05/24 | 7,173.04 | 3 |
| 06/06/24 | 5,103.28 | 4 |
| 06/07/24 | 5,236.31 | 2 |
| 06/10/24 | - | 0 |
| 06/14/24 | 9,463.36 | 3 |
| 06/17/24 | 7,202.62 | 3 |
| 06/18/24 | 10,030.69 | 3 |
| 06/24/24 | 6,772.83 | 3 |
| 06/25/24 | 13,231.93 | 4 |
| 06/26/24 | 3,444.51 | 1 |
| 06/27/24 | 5,357.96 | 3 |
| 06/28/24 | 8,327.00 | 3 |
| 07/01/24 | 4,466.24 | 2 |
| 07/02/24 | 9,206.59 | 5 |
| 07/03/24 | 7,611.30 | 3 |
| 07/09/24 | 4,030.25 | 2 |
| 07/10/24 | 5,581.66 | 3 |
| 07/12/24 | 984.31 | 1 |
| 07/15/24 | 8,245.76 | 2 |
| 07/16/24 | 3,606.26 | 1 |
| 07/24/24 | 2,349.31 | 1 |
| 07/25/24 | 16,689.59 | 3 |
| 07/26/24 | 10,575.25 | 3 |
| 07/29/24 | 12,491.59 | 2 |
| 07/31/24 | 2,335.05 | 1 |
| 08/02/24 | 4,513.62 | 3 |
| 08/05/24 | 1,570.31 | 1 |

2023 PAYABLE 2024

CREDIT CARD PAYMENTS AT TREASURER'S OFFICE

| DATE | TAX AMOUNT PAID | NUMBER |
|----------|-----------------|--------|
| 08/06/24 | 1,043.51 | 1 |
| 08/08/24 | 4,620.27 | 2 |
| 08/09/24 | 1,522.29 | 1 |
| 08/12/24 | 2,167.57 | 1 |
| 08/13/24 | 14,766.53 | 3 |
| 08/14/24 | 8,836.11 | 3 |
| 08/15/24 | 2,636.81 | 1 |
| 08/19/24 | 9,192.19 | 3 |
| 08/20/24 | 4,395.19 | 2 |
| 08/21/24 | 9,327.32 | 4 |
| 08/22/24 | 6,518.57 | 4 |
| 08/23/24 | 577.21 | 2 |
| 08/26/24 | 18,886.65 | 6 |
| 08/27/24 | 23,240.10 | 6 |
| 08/28/24 | 34,218.77 | 10 |
| 08/29/24 | 27,928.46 | 9 |
| 08/30/24 | 42,415.63 | 14 |
| 09/03/24 | 67,175.87 | 28 |
| 09/04/24 | 9,880.25 | 4 |
| 09/05/24 | 3,706.10 | 2 |
| 09/06/24 | 7,571.30 | 3 |
| 09/09/24 | 1,479.82 | 1 |
| 09/10/24 | 14,573.17 | 4 |
| 09/11/24 | 1,351.98 | 1 |
| 09/13/24 | 3,881.35 | 2 |
| 09/16/24 | 14,128.60 | 2 |
| 09/18/24 | 2,841.90 | 1 |
| 09/19/24 | 7,833.59 | 2 |
| 09/20/24 | 20,505.99 | 3 |
| 09/23/24 | 2,079.40 | 1 |
| 09/24/24 | 1,843.39 | 1 |
| 09/25/24 | 1,206.84 | 1 |
| 09/27/24 | 1,668.58 | 1 |
| 09/30/24 | 10,319.32 | 4 |
| 10/01/24 | 4,288.26 | 1 |
| 10/02/24 | 3,491.13 | 2 |
| 10/03/24 | 3,615.40 | 1 |
| 10/07/24 | 4,501.48 | 2 |
| 10/08/24 | 1,762.37 | 3 |
| 10/09/24 | 7,633.16 | 2 |
| 10/10/24 | 5,554.24 | 2 |
| 10/11/24 | 21,720.15 | 5 |
| 10/15/24 | 15,776.35 | 6 |
| 10/17/24 | 2,660.46 | 1 |
| 10/18/24 | 9,491.35 | 5 |
| 10/21/24 | 3,728.82 | 2 |
| 10/22/24 | 3,815.47 | 4 |
| 10/23/24 | 12,846.37 | 6 |
| 10/24/24 | 13,362.50 | 5 |
| 10/25/24 | 67,748.13 | 24 |

12/02/2024

Kane County
Payment Account Activity for November 2024

Page 1 of 1

11/30/2024

ENDING BALANCE

\$ 0.00

12/02/2024

**Kane County
Individual Account Status for November 2024**

Page 1 of 2

REDEMPTION ACCOUNTS

===== END OF REDEMPTION ACCOUNTS =====

12/02/2024

**Kane County
Individual Account Status for November 2024**

Page 2 of 2

SALE ACCOUNTS

===== END OF SALE ACCOUNTS =====

TOTAL PAID FOR ALL ACCOUNTS \$0.00

STATE OF ILLINOIS)

SS.

COUNTY OF KANE)

REPORT NO. TMP-24-3335

MONTHLY REPORT

COUNTY OF KANE

KANE COUNTY ASSESSMENT OFFICE

Mark D. Armstrong, CIAO-M
Supervisor of Assessments

Holly A. Winter, CIAO-I
Chief Deputy Supervisor of Assessments



719 Batavia Avenue, Building C
Geneva, Illinois 60134-3000
(630) 208-3818

Assessments.KaneCountyIL.gov

Memorandum

To: The Honorable Chairperson Deborah Allan and the
Public Service Committee of Kane County Board

From: Mark D. Armstrong, CIAO-M

Date: December 10, 2024

Re: Monthly report

Monthly Production Report

These are monthly and year-to-date summaries of work performed by the Kane County Assessment Office during the previous month, compared to the prior year:

| <i>Documents Processed</i> | <i>November 2023</i> | <i>2023 Year-To-Date</i> | <i>November 2024</i> | <i>2024 Year-To-Date</i> |
|---------------------------------------------|----------------------|--------------------------|----------------------|--------------------------|
| Deeds | 1,060 | 13,000 | 1,070 | 12,517 |
| Transfer Declarations | 635 | 8,123 | 592 | 7,812 |
| Name/Address Changes | 1,672 | 18,952 | 1,285 | 16,715 |
| Homestead Exemption Applications | 50 | 1,626 | 123 | 1,894 |
| Homestead Removals | 44 | 1,743 | 163 | 1,599 |
| Senior Exemption Applications | 201 | 2,783 | 195 | 2,783 |
| Senior Freeze Applications | 1,453 | 5,685 | 621 | 7,759 |
| Veteran/Disabled Exemption Applications | 329 | 2,256 | 324 | 2,453 |
| Assessment Corrections | 1,493 | 2,733 | 1,425 | 2,312 |
| Certificates of Error | 0 | 2,688 | 0 | 2,985 |
| Subdivisions | 7 | 54 | 4 | 22 |
| Total Documents Processed | 6,944 | 59,643 | 5,802 | 58,851 |
| KaneCountyAssessments.org Visits | 7,962 | 140,523 | 6,195 | 122,834 |
| KaneCountyAssessments.org Page Views | 19,019 | 306,892 | 13,041 | 260,307 |
| DevNet wEdge Visits | 37,913 | 713,925 | 37,502 | 666,546 |
| DevNet wEdge Page Views | 173,479 | 2,991,717 | 150,484 | 2,918,226 |
| Telephone Inquiries | 1,357 | 20,523 | 1,088 | 19,910 |
| Property Tax Appeal Board Filings | 9 | 230 | 3 | 332 |
| New E-News Subscribers | 19 | 434 | 9 | 328 |
| Public Presentation Attendance | 25 | 291 | 36 | 1,095 |

To: The Honorable Chairperson Deborah Allan and the
Public Service Committee of Kane County Board
December 10, 2024
Page 2 of 2

Board of Review Hearings for the 2024 Taxable Year

Board of Review hearings on assessment complaints began Monday, September 9, 2024; the final hearing is scheduled for January 14, 2025. For the orderly dispatch of business, all Kane County Board of Review hearings are being conducted by either teleconference or video conference. The Board of Review is on track to certify the assessment roll to the County Clerk well ahead of the statutory adjournment date of March 15, 2025.

* * * *

Please let me know if you need additional information on these topics.

STATE OF ILLINOIS)

SS.

COUNTY OF KANE)

REPORT NO. TMP-24-3240

MONTHLY REPORT

COUNTY OF KANE

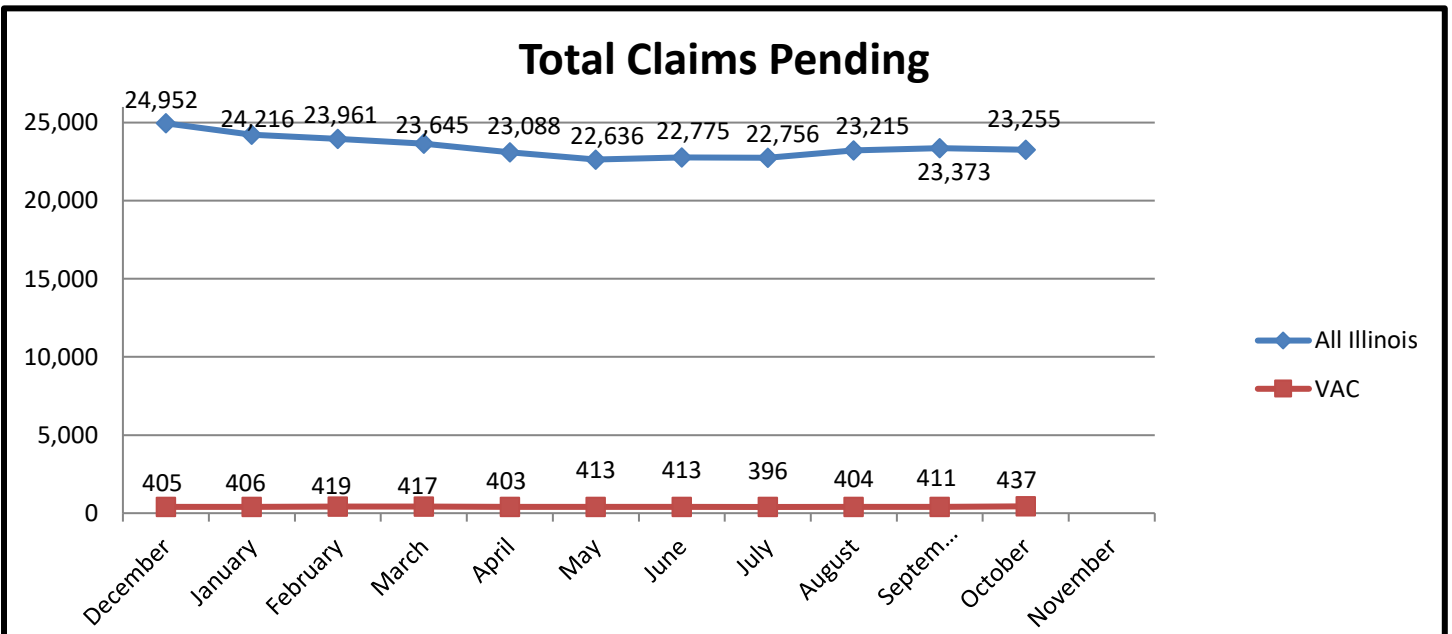
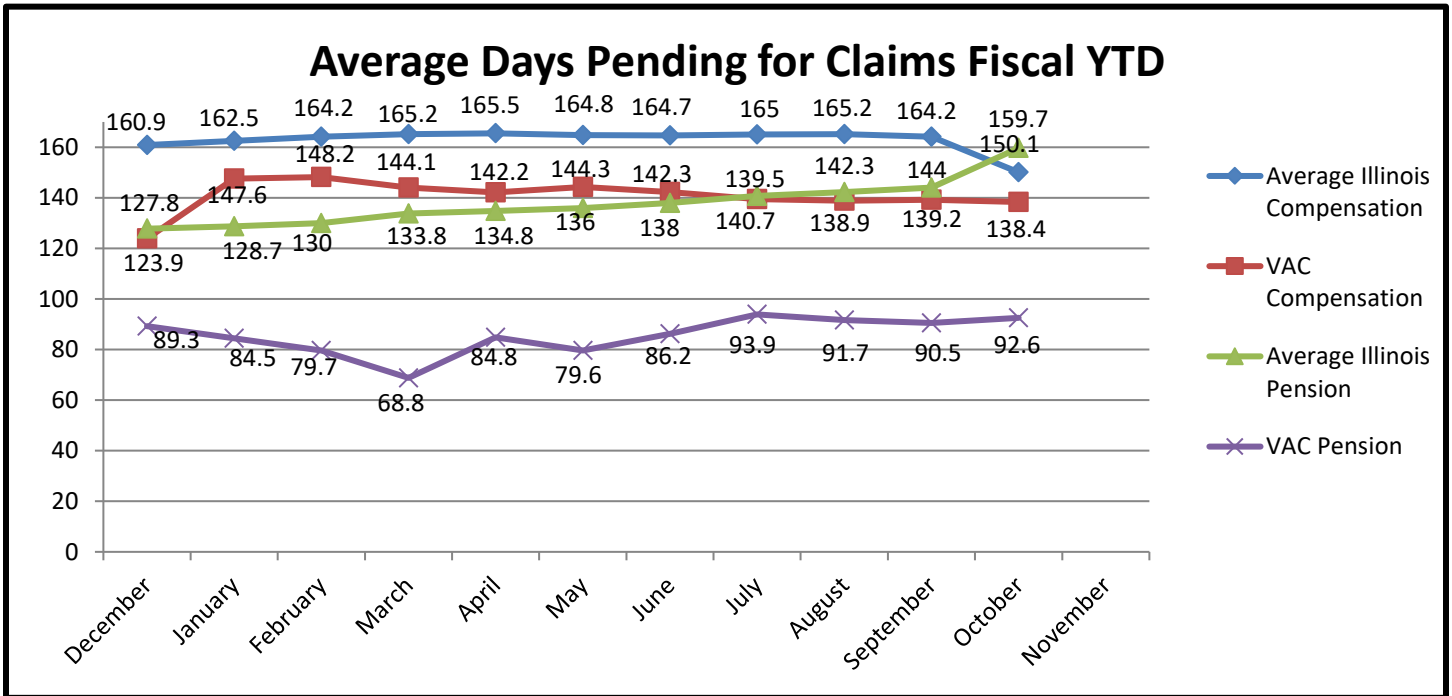
VETERANS ASSISTANCE COMMISSION

JACOB A. ZIMMERMAN
Superintendent

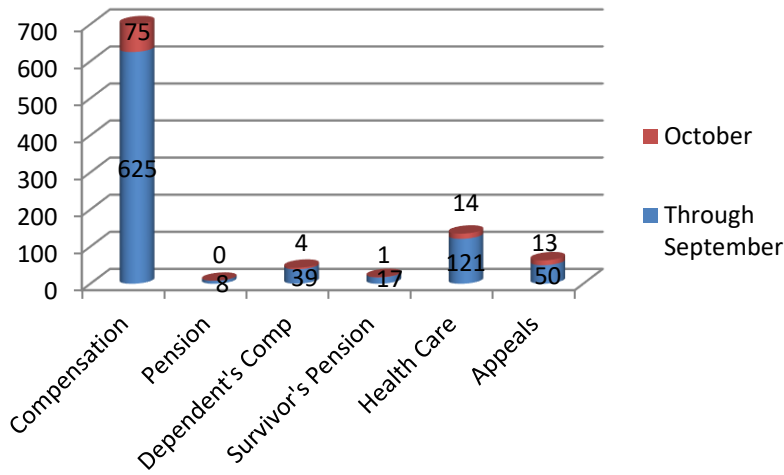


COUNTY GOVERNMENT CENTER
719 South Batavia Avenue, Building A
Geneva, Illinois 60134-3077
Phone: (630) 232-3550
Fax: (630) 232-5403
www.countyofkane.org/pages/veterans.aspx

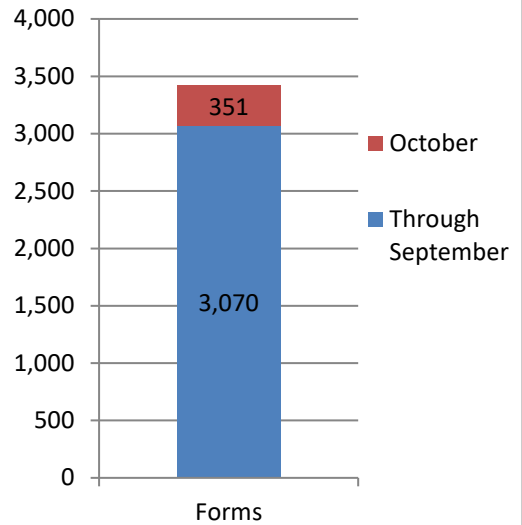
Monthly Report on Commission Activities



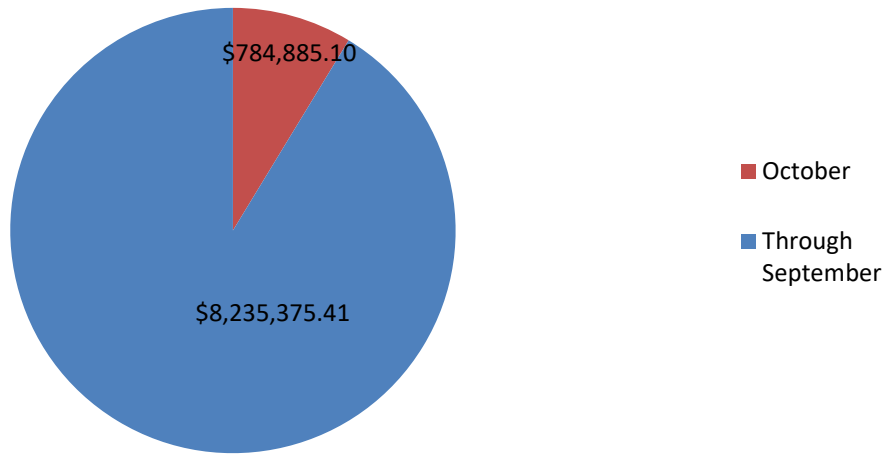
Claims Applications Filed



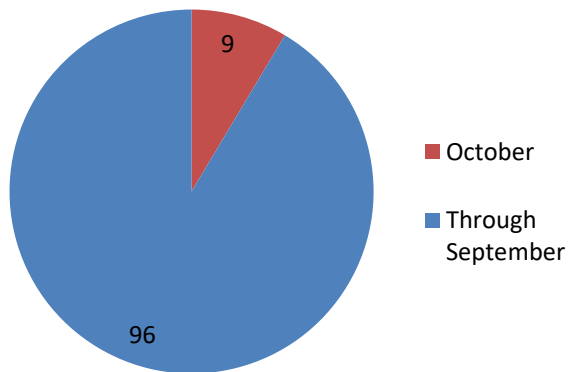
Forms Completed



New VA Payments to Claimants Fiscal YTD



Ride-in-Kane Rides



Financial Assistance Expenditures

- Shelter
- Gas
- Electric
- Water
- Sewage
- Garbage
- Food
- Personal
- Burial

VETERANS ASSISTANCE COMMISSION CLAIMS REPORT

| Category | December | January | February | March | April | May | June | July | August | September | October | November | FY 2024 Total |
|-----------------------------------------|---------------|--------------|-----------------|-----------------|---------------|-----------------|---------------|---------------|---------------|--------------|---------------|----------|-----------------|
| Service-Connected Disability Claims | 46 | 47 | 47 | 50 | 47 | 52 | 50 | 44 | 59 | 50 | 58 | | 550 |
| Non-Service Connected Pension Claims | 0 | 2 | 1 | 1 | 0 | 1 | 0 | 0 | 2 | 0 | 0 | | 7 |
| Dependent's Compensation Claims | 3 | 2 | 4 | 1 | 4 | 5 | 5 | 2 | 3 | 8 | 3 | | 40 |
| Survivor's Pension Claims | 2 | 4 | 2 | 2 | 2 | 0 | 0 | 1 | 0 | 1 | 1 | | 15 |
| Intent-to-File | 35 | 36 | 41 | 24 | 49 | 29 | 18 | 50 | 30 | 43 | 45 | | 400 |
| VA Health Care Applications | 8 | 11 | 5 | 20 | 13 | 15 | 6 | 17 | 13 | 13 | 14 | | 135 |
| Claims Follow Up or Decision Review | 85 | 128 | 58 | 83 | 126 | 76 | 105 | 138 | 100 | 115 | 110 | | 1,124 |
| Supplemental Claim | 11 | 15 | 17 | 16 | 15 | 10 | 12 | 15 | 14 | 15 | 19 | | 159 |
| Higher Level Review (Appeal) | 0 | 5 | 4 | 5 | 5 | 7 | 5 | 3 | 4 | 3 | 10 | | 51 |
| Board of Veterans Appeals (Appeal) | 1 | 0 | 1 | 1 | 0 | 1 | 1 | 1 | 2 | 1 | 3 | | 12 |
| Board Hearing or Informal Conference | 1 | 2 | 0 | 0 | 3 | 0 | 4 | 4 | 2 | 7 | 4 | | 27 |
| Burial Benefits Applications | 5 | 7 | 4 | 2 | 1 | 6 | 3 | 2 | 3 | 11 | 3 | | 47 |
| Military or Other Record Request | 23 | 21 | 9 | 31 | 117 | 85 | 29 | 27 | 27 | 14 | 24 | | 407 |
| Corrections / Upgrade Military Records | 0 | 1 | 4 | 1 | 3 | 4 | 2 | 1 | 1 | 1 | 4 | | 22 |
| Federal Ancillary Benefit Applications | 5 | 6 | 5 | 1 | 3 | 4 | 5 | 5 | 7 | 8 | 4 | | 53 |
| State Ancillary Benefit Applications | 6 | 9 | 5 | 13 | 44 | 30 | 15 | 11 | 21 | 15 | 15 | | 184 |
| Dependent's Ancillary Applications | 3 | 17 | 7 | 6 | 8 | 7 | 14 | 12 | 20 | 17 | 18 | | 129 |
| Total Forms or Letters Completed | 322 | 333 | 302 | 293 | 343 | 303 | 273 | 285 | 290 | 326 | 351 | | 3,421 |
| Total Clients Assisted | 211 | 283 | 210 | 264 | 401 | 291 | 225 | 273 | 264 | 264 | 313 | | 2,999 |
| Total Claims Pending | 405 | 406 | 419 | 417 | 403 | 413 | 413 | 396 | 404 | 411 | 437 | | |
| Total Intents-to-File Pending | 166 | 156 | 159 | 163 | 185 | 189 | 186 | 204 | 170 | 189 | 191 | | |
| Ride-in-Kane Rides | 2 | 6 | 2 | 3 | 14 | 10 | 12 | 14 | 13 | 20 | 9 | | 105 |
| New VA Monetary Awards | \$ 487,542.22 | \$836,526.64 | \$ 1,019,957.12 | \$ 1,002,225.60 | \$ 689,416.82 | \$ 1,128,386.57 | \$ 870,085.24 | \$ 776,208.28 | \$ 718,175.12 | \$706,851.80 | \$ 784,885.10 | | \$ 9,020,260.51 |

STATE OF ILLINOIS)

SS.

COUNTY OF KANE)

REPORT NO. TMP-24-3333

MONTHLY REPORT

MONTHLY REPORT OF THE KANE COUNTY CLERK

November 2024

| 2023 | 2023 | | 2024 | 2024 |
|-----------------------|---------------------|------------------------------------------|---------------------|-----------------------|
| YTD | MONTH | RECEIPTS | MONTH | YTD |
| \$189.00 | \$0.00 | Civil Union Licenses | \$0.00 | \$162.00 |
| \$87,669.00 | \$5,481.00 | Marriage Licenses | \$5,508.00 | \$91,746.00 |
| \$286.00 | \$28.00 | Notary Comm & Certificates | \$6.00 | \$240.00 |
| \$2,055.00 | \$195.00 | Assumed Business Names | \$100.00 | \$2,055.00 |
| \$224,588.90 | \$13,222.00 | Passport Fees | \$14,173.00 | \$239,860.00 |
| \$508,788.60 | \$39,116.40 | Certified Copy Fees | \$35,904.80 | \$500,764.80 |
| \$118,537.20 | \$25,923.60 | Tax Redemption Fees | \$21,204.00 | \$113,270.40 |
| \$431,961.20 | \$252.00 | Election fees | \$14.50 | \$113,929.14 |
| \$27,341.42 | \$7,049.70 | Tax Extension fees | \$7,553.00 | \$27,997.03 |
| \$26,458.72 | \$1,073.00 | Miscellaneous Fees | \$1,662.50 | \$25,341.19 |
| \$277.67 | \$15.79 | Interest: Fee Account | \$177.57 | \$1,110.29 |
| \$4,203.60 | \$376.09 | Interest: Tax Redemption Fund | \$4,521.89 | \$15,323.34 |
| \$128,792.00 | 10704 | State Death Surcharge Fund | \$9,112.00 | \$127,748.00 |
| \$35.00 | \$0.00 | State Civil Union Domestic Violence Fund | \$0.00 | \$30.00 |
| \$16,235.00 | \$1,015.00 | State Marriage Domestic Violence Fund | \$1,020.00 | \$16,990.00 |
| \$184,460.40 | \$14,573.60 | Vital Records Automation Fund | \$13,179.40 | \$181,407.20 |
| \$18,144.00 | \$0.00 | Death Surcharge Reimbursement | \$0.00 | \$16,726.00 |
| \$1,780,022.71 | \$119,025.18 | TOTAL RECEIPTS | \$114,136.66 | \$1,474,700.39 |
| \$606.25 | \$16.00 | NSF Checks | \$44.00 | \$818.75 |
| \$1,779,416.46 | \$119,009.18 | TOTAL | \$114,092.66 | \$1,473,881.64 |
| | | | | |
| | | | | |
| | | DISBURSEMENTS | | |
| | | To Kane County Treasurer | | |
| | | | | |
| \$1,450,500.31 | \$92,732.58 | General Fund | \$90,825.26 | 1,148,525.19 |
| \$128,792.00 | \$10,704.00 | State Death Surcharge Fund | \$9,112.00 | \$127,748.00 |
| \$35.00 | \$0.00 | State Civil Union Domestic Violence Fund | \$0.00 | \$30.00 |
| \$16,235.00 | \$1,015.00 | State Marriage Domestic Violence Fund | \$1,020.00 | \$16,990.00 |
| \$184,460.40 | \$14,573.60 | Vital Records Automation Fund | \$13,179.40 | \$181,407.20 |
| \$1,780,022.71 | \$119,025.18 | TOTAL DISBURSEMENTS | \$114,136.66 | \$1,474,700.39 |

Submitted by:

John A. Cunningham
Kane County Clerk

Deborah Allan
Public Service Committee

Date: December 18, 2024

**COUNTY CLERK - MONTHLY REPORT
NOVEMBER 2024**

| TAX REDEMPTION ACCOUNT | MONTH |
|-------------------------------|-----------------------|
| Beginning Balance | \$685,040.08 |
| RECEIPTS | |
| Tax Redemption | \$1,913,437.20 |
| Interest | \$4,521.89 |
| TOTAL RECEIPTS | \$2,602,999.17 |
| DISBURSEMENTS | |
| To Tax Buyers | \$1,276,009.72 |
| To Fee Account | \$4,521.89 |
| TOTAL DISBURSEMENTS | \$1,280,531.61 |
| ENDING BALANCE | \$1,322,467.56 |

From the Office of
 John A. Cunningham
 Kane County Clerk
 BIRTHS

| MONTH↓ YEAR→ | 2010 | 2011 | 2012 | 2013 | 2014 | 2015 | 2016 | 2017 | 2018 | 2019 | 2020 | 2021 | 2022 | 2023 | 2024 |
|--------------|--------------|--------------|--------------|--------------|--------------|--------------|--------------|--------------|--------------|--------------|--------------|--------------|--------------|--------------|--------------|
| JAN | 646 | 657 | 659 | 662 | 577 | 617 | 628 | 572 | 556 | 558 | 503 | 464 | 447 | 477 | 448 |
| FEB | 638 | 620 | 595 | 609 | 563 | 581 | 593 | 513 | 551 | 530 | 467 | 456 | 497 | 432 | 425 |
| MARCH | 762 | 731 | 648 | 683 | 628 | 631 | 618 | 581 | 573 | 606 | 534 | 567 | 505 | 542 | 448 |
| APRIL | 778 | 722 | 653 | 643 | 666 | 646 | 614 | 549 | 578 | 523 | 568 | 532 | 482 | 485 | 471 |
| MAY | 763 | 714 | 683 | 714 | 711 | 669 | 640 | 622 | 585 | 629 | 554 | 568 | 502 | 545 | 484 |
| JUNE | 783 | 738 | 690 | 717 | 633 | 662 | 642 | 632 | 659 | 576 | 538 | 587 | 511 | 522 | 511 |
| JULY | 752 | 772 | 771 | 741 | 743 | 713 | 644 | 618 | 613 | 600 | 604 | 532 | 576 | 543 | 530 |
| AUG | 763 | 774 | 707 | 683 | 700 | 702 | 707 | 630 | 609 | 616 | 545 | 559 | 597 | 525 | 528 |
| SEPT | 785 | 723 | 707 | 663 | 657 | 671 | 637 | 600 | 599 | 549 | 559 | 569 | 564 | 472 | 491 |
| OCT | 747 | 695 | 717 | 688 | 701 | 659 | 610 | 575 | 593 | 579 | 510 | 540 | 535 | 497 | 486 |
| NOV | 686 | 633 | 633 | 620 | 632 | 607 | 605 | 533 | 584 | 506 | 488 | 483 | 543 | 515 | 455 |
| DEC | 684 | 713 | 621 | 637 | 633 | 633 | 624 | 566 | 564 | 518 | 495 | 491 | 481 | 448 | |
| TOTAL | 8,787 | 8,492 | 8,084 | 8,060 | 7,844 | 7,791 | 7,562 | 6,991 | 7,064 | 6,790 | 6,365 | 6,348 | 6,231 | 6,003 | 5,277 |

From the Office of
John A. Cunningham
Kane County Clerk
DEATHS

| MONTH↓ YEAR→ | 2010 | 2011 | 2012 | 2013 | 2014 | 2015 | 2016 | 2017 | 2018 | 2019 | 2020 | 2021 | 2022 | 2023 | 2024 |
|--------------|--------------|--------------|--------------|--------------|--------------|--------------|--------------|--------------|--------------|--------------|--------------|--------------|-------------|-------------|-------------|
| JAN | 280 | 264 | 259 | 342 | 258 | 296 | 253 | 279 | 303 | 327 | 310 | 410 | 566 | 369 | 361 |
| FEB | 211 | 264 | 238 | 244 | 227 | 248 | 248 | 213 | 255 | 263 | 290 | 314 | 329 | 271 | 300 |
| MARCH | 268 | 261 | 244 | 261 | 259 | 280 | 294 | 295 | 257 | 284 | 294 | 313 | 279 | 314 | 304 |
| APRIL | 239 | 258 | 222 | 269 | 238 | 254 | 238 | 240 | 272 | 264 | 353 | 312 | 295 | 321 | 271 |
| MAY | 273 | 254 | 249 | 253 | 252 | 225 | 253 | 265 | 308 | 261 | 434 | 304 | 330 | 293 | 268 |
| JUNE | 222 | 207 | 241 | 215 | 245 | 243 | 245 | 250 | 233 | 252 | 328 | 296 | 306 | 269 | 288 |
| JULY | 234 | 227 | 225 | 233 | 247 | 237 | 249 | 238 | 274 | 268 | 299 | 293 | 279 | 310 | 302 |
| AUG | 237 | 274 | 273 | 261 | 231 | 247 | 232 | 262 | 257 | 254 | 268 | 271 | 279 | 300 | 311 |
| SEPT | 214 | 239 | 260 | 242 | 250 | 286 | 233 | 248 | 231 | 247 | 304 | 323 | 302 | 286 | 275 |
| OCT | 217 | 266 | 281 | 219 | 248 | 251 | 247 | 270 | 283 | 302 | 327 | 307 | 327 | 322 | 315 |
| NOV | 212 | 261 | 242 | 229 | 239 | 253 | 258 | 262 | 271 | 297 | 468 | 363 | 364 | 323 | 305 |
| DEC | 270 | 236 | 278 | 260 | 326 | 276 | 271 | 292 | 264 | 297 | 428 | 399 | 336 | 334 | |
| TOTAL | 2,877 | 3,011 | 3,012 | 3,028 | 3,020 | 3,096 | 3,021 | 3,114 | 3,208 | 3,316 | 4,103 | 3,905 | 3992 | 3712 | 3300 |

From the Office of
 John A. Cunningham
 Kane County Clerk
 ASSUMED NAME

| MONTH ↓ YEAR → | 2010 | 2011 | 2012 | 2013 | 2014 | 2015 | 2016 | 2017 | 2018 | 2019 | 2020 | 2021 | 2022 | 2023 | 2024 |
|----------------|------------|------------|------------|------------|------------|------------|------------|------------|------------|------------|------------|------------|------------|------------|------------|
| JAN | 43 | 38 | 58 | 35 | 27 | 28 | 41 | 19 | 30 | 22 | 25 | 20 | 16 | 15 | 13 |
| FEB | 44 | 43 | 57 | 42 | 45 | 49 | 48 | 31 | 36 | 29 | 25 | 17 | 26 | 19 | 21 |
| MAR | 74 | 45 | 65 | 48 | 38 | 55 | 58 | 59 | 32 | 40 | 32 | 30 | 25 | 15 | 16 |
| APR | 59 | 58 | 53 | 63 | 71 | 47 | 50 | 55 | 45 | 42 | 18 | 24 | 22 | 20 | 13 |
| MAY | 55 | 70 | 52 | 57 | 69 | 49 | 42 | 43 | 47 | 35 | 11 | 26 | 15 | 20 | 11 |
| JUN | 50 | 60 | 47 | 36 | 42 | 49 | 51 | 54 | 35 | 25 | 10 | 25 | 8 | 10 | 14 |
| JUL | 54 | 49 | 48 | 32 | 49 | 48 | 32 | 35 | 30 | 33 | 30 | 22 | 9 | 10 | 11 |
| AUG | 69 | 43 | 60 | 42 | 38 | 51 | 50 | 27 | 23 | 31 | 24 | 23 | 11 | 13 | 8 |
| SEP | 56 | 47 | 50 | 53 | 42 | 36 | 31 | 34 | 35 | 31 | 25 | 8 | 14 | 18 | 19 |
| OCT | 47 | 31 | 37 | 45 | 50 | 44 | 37 | 29 | 32 | 29 | 26 | 23 | 18 | 5 | 9 |
| NOV | 47 | 40 | 34 | 34 | 35 | 29 | 32 | 36 | 21 | 22 | 22 | 22 | 14 | 14 | 7 |
| DEC | 39 | 43 | 37 | 41 | 38 | 43 | 35 | 36 | 18 | 19 | 16 | 15 | 9 | 9 | |
| TOTAL | 637 | 567 | 598 | 528 | 544 | 528 | 507 | 458 | 384 | 358 | 264 | 255 | 187 | 168 | 142 |

From the Office of
John A. Cunningham
Kane County Clerk
MARRIAGE LICENSE

| MONTH ↓ YEAR → | 2010 | 2011 | 2012 | 2013 | 2014 | 2015 | 2016 | 2017 | 2018 | 2019 | 2020 | 2021 | 2022 | 2023 | 2024 |
|----------------|--------------|--------------|--------------|--------------|--------------|--------------|--------------|--------------|-------------|-------------|-------------|-------------|-------------|-------------|-------------|
| JAN | 125 | 177 | 170 | 158 | 148 | 158 | 178 | 242 | 169 | 163 | 181 | 61 | 168 | 154 | 177 |
| FEB | 167 | 202 | 209 | 168 | 164 | 195 | 178 | 248 | 211 | 176 | 186 | 80 | 203 | 162 | 205 |
| MAR | 213 | 222 | 205 | 175 | 201 | 211 | 240 | 265 | 209 | 238 | 210 | 111 | 258 | 237 | 211 |
| APR | 217 | 229 | 210 | 216 | 269 | 264 | 267 | 251 | 250 | 242 | 84 | 225 | 225 | 229 | 280 |
| MAY | 283 | 302 | 333 | 306 | 313 | 317 | 351 | 363 | 332 | 338 | 102 | 368 | 328 | 336 | 350 |
| JUN | 333 | 409 | 324 | 287 | 354 | 347 | 380 | 353 | 324 | 330 | 216 | 376 | 358 | 344 | 303 |
| JUL | 325 | 277 | 315 | 326 | 356 | 375 | 352 | 311 | 329 | 359 | 260 | 356 | 320 | 313 | 362 |
| AUG | 327 | 358 | 347 | 334 | 387 | 351 | 411 | 399 | 392 | 373 | 203 | 378 | 406 | 422 | 423 |
| SEP | 332 | 330 | 292 | 293 | 327 | 383 | 361 | 366 | 297 | 333 | 243 | 436 | 387 | 374 | 382 |
| OCT | 232 | 227 | 237 | 245 | 273 | 254 | 266 | 277 | 293 | 314 | 249 | 272 | 290 | 302 | 317 |
| NOV | 153 | 202 | 184 | 163 | 152 | 174 | 289 | 246 | 175 | 175 | 112 | 164 | 212 | 204 | 201 |
| DEC | 216 | 175 | 195 | 209 | 195 | 208 | 238 | 217 | 205 | 238 | 103 | 171 | 170 | 179 | |
| TOTAL | 2,923 | 3,110 | 3,021 | 2,880 | 3,139 | 3,237 | 3,511 | 3,538 | 3186 | 3279 | 2149 | 2998 | 3325 | 3256 | 3211 |

From the Office of
 John A. Cunningham
 Kane County Clerk
 CIVIL UNIONS

| MONTH ↓ YEAR → | 2011 | 2012 | 2013 | 2014 | 2015 | 2016 | 2017 | 2018 | 2019 | 2020 | 2021 | 2022 | 2023 | 2024 |
|----------------|------------|-----------|-----------|-----------|----------|-----------|-----------|-----------|-----------|----------|-----------|-----------|-----------|-----------|
| JAN | 0 | 3 | 3 | 3 | 0 | 1 | 0 | 2 | 1 | 2 | 1 | 0 | 1 | 0 |
| FEB | 0 | 5 | 1 | 3 | 0 | 2 | 1 | 2 | 0 | 1 | 0 | 1 | 5 | 2 |
| MAR | 0 | 2 | 2 | 4 | 1 | 1 | 1 | 1 | 1 | 0 | 1 | 1 | 0 | 0 |
| APR | 0 | 4 | 0 | 3 | 0 | 0 | 1 | 2 | 3 | 0 | 0 | 1 | 0 | 0 |
| MAY | 0 | 6 | 5 | 1 | 0 | 3 | 1 | 0 | 2 | 0 | 1 | 0 | 1 | 2 |
| JUN | 48 | 3 | 3 | 0 | 1 | 2 | 0 | 0 | 1 | 0 | 0 | 2 | 0 | 0 |
| JUL | 30 | 5 | 2 | 0 | 0 | 2 | 1 | 2 | 0 | 1 | 1 | 0 | 1 | 0 |
| AUG | 17 | 3 | 6 | 1 | 1 | 1 | 1 | 1 | 0 | 0 | 1 | 1 | 2 | 2 |
| SEP | 11 | 5 | 3 | 0 | 0 | 0 | 2 | 0 | 2 | 0 | 5 | 1 | 0 | 1 |
| OCT | 12 | 2 | 2 | 0 | 2 | 3 | 3 | 2 | 1 | 0 | 0 | 4 | 1 | 2 |
| NOV | 12 | 2 | 3 | 4 | 0 | 1 | 0 | 0 | 1 | 1 | 0 | 1 | 0 | 2 |
| DEC | 8 | 6 | 1 | 1 | 1 | 4 | 5 | 0 | 1 | 0 | 1 | 3 | 2 | |
| TOTAL | 138 | 46 | 31 | 20 | 6 | 20 | 16 | 12 | 13 | 5 | 11 | 15 | 13 | 11 |

From the Office of
John A. Cunningham
Kane County Clerk
PASSPORTS

| MONTH \ YEAR → | 2010 | 2011 | 2012 | 2013 | 2014 | 2015 | 2016 | 2017 | 2018 | 2019 | 2020 | 2021 | 2022 | 2023 | 2024 |
|----------------|--------------|--------------|--------------|--------------|--------------|--------------|--------------|--------------|--------------|--------------|--------------|--------------|--------------|--------------|--------------|
| JAN | 176 | 209 | 155 | 176 | 155 | 159 | 363 | 257 | 397 | 357 | 466 | 161 | 239 | 652 | 583 |
| FEB | 154 | 174 | 124 | 113 | 162 | 149 | 265 | 365 | 308 | 278 | 360 | 98 | 270 | 445 | 497 |
| MAR | 222 | 159 | 146 | 146 | 205 | 205 | 350 | 453 | 450 | 414 | 189 | 180 | 410 | 731 | 615 |
| APR | 192 | 136 | 91 | 151 | 182 | 218 | 380 | 216 | 208 | 313 | 27 | 183 | 367 | 412 | 508 |
| MAY | 135 | 101 | 141 | 173 | 180 | 147 | 246 | 230 | 311 | 363 | 17 | 152 | 312 | 335 | 445 |
| JUN | 153 | 103 | 131 | 198 | 128 | 135 | 241 | 262 | 267 | 272 | 73 | 256 | 327 | 335 | 340 |
| JUL | 181 | 70 | 81 | 106 | 95 | 88 | 155 | 167 | 198 | 277 | 102 | 326 | 318 | 322 | 393 |
| AUG | 80 | 98 | 100 | 123 | 73 | 129 | 167 | 146 | 235 | 206 | 77 | 229 | 402 | 462 | 430 |
| SEP | 62 | 79 | 56 | 76 | 89 | 113 | 141 | 87 | 154 | 212 | 90 | 156 | 287 | 258 | 262 |
| OCT | 114 | 70 | 112 | 119 | 103 | 131 | 182 | 150 | 203 | 245 | 103 | 177 | 351 | 263 | 350 |
| NOV | 82 | 99 | 101 | 127 | 106 | 136 | 231 | 197 | 201 | 213 | 85 | 185 | 324 | 288 | 300 |
| DEC | 127 | 120 | 82 | 92 | 99 | 177 | 218 | 206 | 219 | 281 | 84 | 242 | 322 | 288 | |
| TOTAL | 1,678 | 1,418 | 1,320 | 1,600 | 1,577 | 1,787 | 2,939 | 2,736 | 3,151 | 3,431 | 1,673 | 2,345 | 3,929 | 4,791 | 4,723 |

From the Office of
 John A. Cunningham
 Kane County Clerk
 SUMMARY

| | 2023 | 2024 | Record Increase/Decrease | Percent of Increase/Decrease |
|----------------------|--------|--------|-----------------------------|---------------------------------|
| Birth | 5,555 | 5,277 | -278 | -5.00% |
| Death | 3,378 | 3,300 | -78 | -2.31% |
| Assumed Name | 159 | 142 | -17 | -10.69% |
| Marriage/Civil Union | 3,088 | 3,222 | 134 | 4.34% |
| Passport | 4,503 | 4,723 | 220 | 4.89% |
| | | | | |
| Total: | 16,683 | 16,664 | -19 | -0.11% |

TAX REDEMPTION/EXTENSION STATS

| REDEMPTION/TAX BUYER CALLS | | | | | | | | | | | | | |
|-----------------------------------|------|------|------|------|-----|------|------|-----|------|------|------|------|--------|
| | JAN | FEB | MAR | APR | MAY | JUNE | JULY | AUG | SEPT | OCT | NOV | DEC | TOTALS |
| 2008 | 1325 | 932 | 1083 | 1153 | 799 | 670 | 629 | 751 | 727 | 582 | 1286 | 975 | 10912 |
| 2009 | 940 | 1206 | 889 | 568 | 766 | 505 | 514 | 504 | 256 | 1193 | 1636 | 1421 | 10398 |
| 2010 | 919 | 940 | 1180 | 916 | 706 | 533 | 478 | 586 | 614 | 617 | 1398 | 977 | 9864 |
| 2011 | 1067 | 974 | 1194 | 1006 | 849 | 578 | 570 | 836 | 548 | 858 | 1575 | 947 | 11002 |
| 2012 | 826 | 717 | 745 | 720 | 589 | 602 | 576 | 529 | 476 | 848 | 1078 | 744 | 8450 |
| 2013 | 998 | 826 | 605 | 935 | 744 | 510 | 457 | 523 | 560 | 954 | 1275 | 711 | 9098 |
| 2014 | 678 | 608 | 687 | 756 | 410 | 493 | 465 | 468 | 587 | 731 | 1032 | 751 | 7666 |
| 2015 | 582 | 516 | 533 | 818 | 556 | 450 | 350 | 388 | 326 | 547 | 931 | 647 | 6644 |
| 2016 | 513 | 515 | 606 | 550 | 561 | 325 | 305 | 353 | 377 | 353 | 1020 | 566 | 6044 |
| 2017 | 524 | 490 | 596 | 451 | 514 | 350 | 303 | 418 | 409 | 462 | 1010 | 562 | 6089 |
| 2018 | 537 | 448 | 552 | 485 | 542 | 228 | 276 | 265 | 284 | 376 | 673 | 542 | 5208 |
| 2019 | 687 | 524 | 575 | 522 | 463 | 301 | 299 | 220 | 438 | 504 | 649 | 614 | 5796 |
| 2020 | 570 | 465 | 302 | 283 | 366 | 353 | 278 | 202 | 270 | 490 | 155 | 212 | 3946 |
| 2021 | 245 | 454 | 626 | 369 | 287 | 261 | 206 | 169 | 226 | 469 | 491 | 685 | 4488 |
| 2022 | 505 | 465 | 525 | 285 | 507 | 520 | 183 | 284 | 655 | 396 | 1217 | 941 | 6483 |
| 2023 | 821 | 518 | 805 | 411 | 346 | 200 | 185 | 248 | 200 | 251 | 758 | 492 | 5235 |
| 2024 | 299 | 680 | 512 | 578 | 484 | 239 | 203 | 231 | 245 | 327 | 842 | | 4640 |
| | | | | | | | | | | | | | 0 |
| TAX EXTENSION CALLS | | | | | | | | | | | | | |
| | JAN | FEB | MAR | APR | MAY | JUNE | JULY | AUG | SEPT | OCT | NOV | DEC | TOTALS |
| 2008 | 79 | 45 | 79 | 118 | 109 | 51 | 61 | 28 | 56 | 27 | 44 | 18 | 715 |
| 2009 | 17 | 11 | 43 | 49 | 31 | 15 | 17 | 5 | 11 | 25 | 9 | 9 | 242 |
| 2010 | 6 | 3 | 23 | 19 | 30 | 6 | 7 | 13 | 12 | 8 | 8 | 15 | 150 |
| 2011 | 3 | 8 | 8 | 26 | 6 | 5 | 4 | 15 | 4 | 15 | 16 | 9 | 119 |
| 2012 | 5 | 0 | 4 | 11 | 12 | 6 | 7 | 20 | 10 | 1 | 19 | 14 | 109 |
| 2013 | 25 | 8 | 18 | 17 | 0 | 0 | 6 | 25 | 3 | 1 | 2 | 36 | 141 |
| 2014 | 8 | 9 | 12 | 5 | 9 | 7 | 14 | 1 | 13 | 1 | 2 | 0 | 81 |
| 2015 | 9 | 5 | 11 | 7 | 0 | 0 | 0 | 0 | 46 | 5 | 41 | 10 | 134 |
| 2016 | 3 | 2 | 3 | 1 | 3 | 3 | 0 | 0 | 0 | 4 | 3 | 7 | 29 |
| 2017 | 18 | 7 | 17 | 2 | 3 | 3 | 12 | 12 | 12 | 4 | 10 | 5 | 105 |
| 2018 | 13 | 9 | 8 | 10 | 18 | 4 | 4 | 10 | 6 | 8 | 9 | 8 | 107 |
| 2019 | 13 | 14 | 24 | 69 | 28 | 22 | 15 | 12 | 16 | 25 | 14 | 9 | 261 |
| 2020 | 9 | 7 | 13 | 4 | 3 | 9 | 10 | 11 | 22 | 24 | 13 | 42 | 167 |
| 2021 | 15 | 37 | 18 | 9 | 23 | 14 | 5 | 23 | 11 | 25 | 23 | 14 | 217 |
| 2022 | 8 | 16 | 33 | 24 | 144 | 520 | 463 | 568 | 513 | 579 | 1109 | 1069 | 5046 |
| 2023 | 1081 | 760 | 952 | 15 | 18 | 98 | 35 | 66 | 65 | 38 | 11 | 17 | 3156 |
| 2024 | 9 | 27 | 42 | 26 | 102 | 57 | 22 | 6 | 41 | 91 | 28 | | 451 |
| | | | | | | | | | | | | | 0 |
| SPANISH CALLS/COUNTER | | | | | | | | | | | | | |
| | JAN | FEB | MAR | APR | MAY | JUNE | JULY | AUG | SEPT | OCT | NOV | DEC | TOTALS |
| 2008 | 14 | 7 | 19 | 10 | 9 | 11 | 10 | 5 | 11 | 22 | 14 | 12 | 144 |
| 2009 | 1 | 18 | 14 | 6 | 10 | 17 | 0 | 0 | 19 | 11 | 2 | 5 | 103 |
| 2010 | 3 | 8 | 12 | 6 | 10 | 6 | 11 | 3 | 4 | 5 | 5 | 8 | 81 |
| 2011 | 5 | 3 | 10 | 7 | 2 | 6 | 3 | 2 | 1 | 4 | 2 | 1 | 46 |
| 2012 | 2 | 3 | 2 | 2 | 10 | 2 | 0 | 2 | 3 | 4 | 0 | 2 | 32 |
| 2013 | 5 | 6 | 5 | 3 | 3 | 1 | 2 | 5 | 3 | 2 | 8 | 4 | 47 |
| 2014 | 3 | 3 | 1 | 1 | 2 | 1 | 2 | 0 | 1 | 0 | 2 | 0 | 16 |
| 2015 | 3 | 3 | 5 | 5 | 4 | 4 | 5 | 3 | 4 | 0 | 7 | 5 | 48 |
| 2016 | 6 | 7 | 9 | 8 | 14 | 9 | 5 | 19 | 8 | 17 | 16 | 10 | 128 |
| 2017 | 14 | 13 | 20 | 9 | 10 | 11 | 9 | 13 | 15 | 13 | 18 | 8 | 153 |
| 2018 | 14 | 9 | 24 | 14 | 19 | 8 | 7 | 3 | 0 | 2 | | 14 | 114 |

| | | | | | | | | | | | | | |
|------|----|----|----|---|----|----|----|----|----|----|----|---|-----|
| 2019 | 11 | 9 | 8 | 8 | 9 | 3 | 5 | 1 | 6 | 5 | 7 | 5 | 77 |
| 2020 | 7 | 5 | 2 | 3 | 0 | 0 | 5 | 9 | 6 | 6 | 7 | 8 | 58 |
| 2021 | 2 | 7 | 11 | 1 | 3 | 8 | 16 | 6 | 6 | 6 | 4 | 3 | 73 |
| 2022 | 2 | 3 | 4 | 3 | 12 | 12 | 8 | 13 | 21 | 17 | 18 | 6 | 119 |
| 2023 | 12 | 12 | 12 | 1 | 3 | 2 | 5 | 5 | 5 | 4 | 6 | 5 | 72 |
| 2024 | 8 | 2 | 4 | 2 | 2 | 2 | 2 | 7 | 2 | 1 | 5 | | 37 |

TRANSFER TO OTHER COUNTY DEPTS

| | JAN | FEB | MAR | APR | MAY | JUNE | JULY | AUG | SEPT | OCT | NOV | DEC | TOTALS |
|------|-----|-----|-----|-----|-----|------|------|-----|------|-----|-----|-----|--------|
| 2008 | 69 | 63 | 66 | 58 | 285 | 87 | 102 | 108 | 97 | 131 | 37 | 22 | 1125 |
| 2009 | 7 | 1 | 58 | 43 | 62 | 26 | 101 | 82 | 78 | 100 | 60 | 12 | 630 |
| 2010 | 17 | 26 | 54 | 26 | 105 | 21 | 20 | 19 | 40 | 168 | 27 | 71 | 594 |
| 2011 | 57 | 58 | 128 | 81 | 84 | 73 | 51 | 67 | 79 | 79 | 39 | 23 | 819 |
| 2012 | 21 | 13 | 38 | 30 | 294 | 68 | 12 | 28 | 27 | 85 | 19 | 40 | 675 |
| 2013 | 3 | 16 | 26 | 27 | 138 | 56 | 9 | 26 | 43 | 79 | 10 | 1 | 434 |
| 2014 | 13 | 6 | 7 | 29 | 34 | 30 | 4 | 17 | 18 | 30 | 4 | 0 | 192 |
| 2015 | 0 | 26 | 9 | 28 | 96 | 17 | 30 | 29 | 60 | 75 | 0 | 20 | 390 |
| 2016 | 13 | 13 | 61 | 40 | 93 | 73 | 22 | 97 | 75 | 95 | 44 | 31 | 657 |
| 2017 | 25 | 23 | 37 | 60 | 146 | 37 | 26 | 73 | 68 | 52 | 27 | 55 | 629 |
| 2018 | 9 | 17 | 17 | 15 | 160 | 29 | 9 | 18 | 16 | 43 | 2 | 6 | 341 |
| 2019 | 23 | 24 | 20 | 16 | 115 | 18 | 11 | 20 | 33 | 13 | 14 | 7 | 314 |
| 2020 | 10 | 15 | 8 | 13 | 6 | 10 | 17 | 91 | 89 | 76 | 84 | 36 | 455 |
| 2021 | 42 | 41 | 18 | 19 | 82 | 32 | 50 | 44 | 58 | 34 | 31 | 11 | 462 |
| 2022 | 16 | 27 | 13 | 15 | 145 | 249 | 280 | 381 | 352 | 200 | 159 | 102 | 1939 |
| 2023 | 138 | 53 | 110 | 20 | 58 | 67 | 36 | 81 | 37 | 44 | 17 | 4 | 665 |
| 2024 | 9 | 11 | 9 | 38 | 102 | 58 | 19 | 80 | 68 | 30 | 13 | | 437 |

PLATS

| | JAN | FEB | MAR | APR | MAY | JUNE | JULY | AUG | SEPT | OCT | NOV | DEC | TOTALS |
|------|-----|-----|-----|-----|-----|------|------|-----|------|-----|-----|-----|--------|
| 2008 | 9 | 6 | 4 | 9 | 3 | 9 | 17 | 5 | 5 | 2 | 2 | 0 | 71 |
| 2009 | 0 | 4 | 6 | 2 | 1 | 5 | 10 | 0 | 2 | 1 | 1 | 2 | 34 |
| 2010 | 1 | 4 | 7 | 1 | 3 | 6 | 2 | 4 | 14 | 3 | 6 | 1 | 52 |
| 2011 | 1 | 2 | 2 | 1 | 7 | 1 | 0 | 3 | 2 | 4 | 4 | 3 | 30 |
| 2012 | 4 | 3 | 4 | 4 | 5 | 4 | 2 | 6 | 2 | 10 | 3 | 3 | 50 |
| 2013 | 3 | 5 | 3 | 7 | 7 | 3 | 0 | 1 | 4 | 3 | 2 | 8 | 46 |
| 2014 | 4 | 5 | 3 | 7 | 5 | 5 | 6 | 10 | 5 | 8 | 6 | 8 | 72 |
| 2015 | 8 | 25 | 4 | 3 | 9 | 5 | 6 | 3 | 4 | 6 | 6 | 6 | 85 |
| 2016 | 2 | 9 | 6 | 5 | 1 | 4 | 4 | 6 | 5 | 2 | 5 | 2 | 51 |
| 2017 | 3 | 7 | 10 | 3 | 9 | 6 | 3 | 5 | 2 | 11 | 2 | 7 | 68 |
| 2018 | 1 | 2 | 7 | 2 | 7 | 6 | 2 | 3 | 2 | 4 | 0 | 0 | 36 |
| 2019 | 6 | 1 | 3 | 1 | 0 | 7 | 1 | 2 | 6 | 4 | 5 | 1 | 37 |
| 2020 | 6 | 1 | 0 | 0 | 0 | 2 | 4 | 2 | 2 | 1 | 1 | 4 | 23 |
| 2021 | 1 | 8 | 1 | 4 | 3 | 1 | 4 | 4 | 3 | 2 | 1 | 6 | 38 |
| 2022 | 2 | 1 | 2 | 1 | 6 | 10 | 3 | 11 | 5 | 2 | 9 | 1 | 53 |
| 2023 | 1 | 5 | 2 | 4 | 2 | 2 | 2 | 3 | 5 | 4 | 1 | 2 | 33 |
| 2024 | 2 | 2 | 5 | 5 | 2 | 1 | 1 | 2 | 1 | 2 | 2 | | 25 |

PASSPORT/MISC

| | JAN | FEB | MAR | APR | MAY | JUNE | JULY | AUG | SEPT | OCT | NOV | DEC | TOTALS |
|------|-----|-----|-----|-----|-----|------|------|-----|------|-----|-----|-----|--------|
| 2008 | 23 | 35 | 80 | 55 | 114 | 39 | 85 | 63 | 30 | 313 | 63 | 6 | 906 |
| 2009 | 29 | 3 | 1 | 75 | 38 | 20 | 7 | 48 | 27 | 10 | 6 | 10 | 274 |
| 2010 | 11 | 6 | 6 | 38 | 7 | 3 | 5 | 15 | 12 | 0 | 0 | 46 | 149 |
| 2011 | 33 | 19 | 31 | 10 | 38 | 20 | 28 | 16 | 89 | 9 | 27 | 41 | 361 |
| 2012 | 22 | 21 | 15 | 20 | 37 | 39 | 25 | 9 | 12 | 44 | 29 | 16 | 289 |
| 2013 | 6 | 22 | 18 | 37 | 27 | 25 | 3 | 23 | 2 | 3 | 3 | 21 | 190 |
| 2014 | 12 | 3 | 14 | 1 | 31 | 4 | 2 | 9 | 25 | 0 | 11 | 0 | 112 |
| 2015 | 15 | 10 | 38 | 21 | 0 | 13 | 0 | 3 | 3 | 4 | 3 | 6 | 116 |
| 2016 | 1 | 9 | 32 | 65 | 38 | 41 | 17 | 36 | 40 | 34 | 29 | 10 | 352 |
| 2017 | 23 | 21 | 18 | 20 | 26 | 24 | 25 | 31 | 20 | 18 | 17 | 15 | 258 |
| 2018 | 18 | 25 | 35 | 19 | 21 | 13 | 8 | 10 | 6 | 15 | 26 | 8 | 204 |

| | | | | | | | | | | | | | |
|------|-----|-----|-----|-----|-----|-----|-----|-----|-----|-----|-----|-----|------|
| 2019 | 45 | 27 | 24 | 17 | 25 | 24 | 21 | 27 | 24 | 31 | 21 | 39 | 325 |
| 2020 | 75 | 42 | 13 | 12 | 15 | 17 | 26 | 28 | 44 | 51 | 37 | 44 | 404 |
| 2021 | 74 | 56 | 113 | 70 | 109 | 113 | 86 | 97 | 48 | 43 | 51 | 47 | 907 |
| 2022 | 66 | 69 | 147 | 126 | 216 | 68 | 47 | 258 | 311 | 172 | 142 | 110 | 1732 |
| 2023 | 239 | 145 | 192 | 92 | 75 | 113 | 98 | 100 | 70 | 119 | 53 | 66 | 1362 |
| 2024 | 123 | 136 | 131 | 108 | 99 | 91 | 101 | 162 | 120 | 57 | 87 | | 1215 |

TAX DISTRICT BUDGETS FILED TO DATE

| | JAN | FEB | MAR | APR | MAY | JUNE | JULY | AUG | SEPT | OCT | NOV | DEC | TOTALS |
|------|-----|-----|-----|-----|-----|------|------|-----|------|-----|-----|-----|--------|
| 2008 | 0 | 0 | 0 | 0 | 0 | 0 | 0 | 129 | 0 | 0 | 4 | 8 | 141 |
| 2009 | 0 | 0 | 12 | 19 | 11 | 22 | 17 | 12 | 17 | 20 | 1 | 13 | 144 |
| 2010 | 1 | 2 | 6 | 13 | 19 | 23 | 15 | 8 | 19 | 14 | 2 | 5 | 127 |
| 2011 | 3 | 2 | 6 | 21 | 9 | 21 | 11 | 14 | 12 | 11 | 1 | 8 | 119 |
| 2012 | 0 | 0 | 9 | 13 | 13 | 23 | 14 | 9 | 11 | 8 | 3 | 13 | 116 |
| 2013 | 1 | 1 | 6 | 13 | 18 | 19 | 22 | 23 | 9 | 9 | 4 | 13 | 138 |
| 2014 | 0 | 1 | 5 | 16 | 14 | 16 | 7 | 15 | 21 | 5 | 3 | 11 | 114 |
| 2015 | 2 | 2 | 6 | 16 | 16 | 19 | 12 | 8 | 25 | 10 | 8 | 10 | 134 |
| 2016 | 1 | 5 | 1 | 16 | 20 | 15 | 5 | 17 | 20 | 8 | 3 | 14 | 125 |
| 2017 | 1 | 1 | 3 | 12 | 16 | 16 | 10 | 9 | 21 | 9 | 6 | 12 | 116 |
| 2018 | 1 | 0 | 4 | 15 | 10 | 13 | 7 | 5 | 69 | 12 | 4 | 3 | 143 |
| 2019 | 10 | 8 | 9 | 18 | 14 | 20 | 13 | 6 | 26 | 11 | 2 | 8 | 145 |
| 2020 | 21 | 3 | 2 | 6 | 13 | 24 | 13 | 5 | 24 | 11 | 5 | 8 | 135 |
| 2021 | 20 | 3 | 5 | 14 | 20 | 13 | 11 | 14 | 18 | 15 | 6 | 12 | 151 |
| 2022 | 17 | 8 | 3 | 20 | 20 | 17 | 10 | 11 | 19 | 10 | 2 | 4 | 141 |
| 2023 | 2 | 4 | 4 | 33 | 24 | 8 | 15 | 5 | 19 | 11 | 3 | 14 | 142 |
| 2024 | 22 | 5 | 6 | 21 | 15 | 17 | 7 | 9 | 20 | 5 | 3 | | 130 |

TAX DISTRICT LEVIES FILED TO DATE

| | JAN | FEB | MAR | APR | MAY | JUNE | JULY | AUG | SEPT | OCT | NOV | DEC | TOTALS |
|------|-----|-----|-----|-----|-----|------|------|-----|------|-----|-----|-----|--------|
| 2008 | 0 | 0 | 0 | 0 | 0 | 0 | 0 | 9 | 0 | 0 | 27 | 164 | 200 |
| 2009 | 0 | 0 | 0 | 0 | 0 | 0 | 0 | 0 | 3 | 7 | 124 | 164 | 298 |
| 2010 | 0 | 0 | 0 | 0 | 0 | 0 | 0 | 0 | 0 | 8 | 17 | 98 | 123 |
| 2011 | 0 | 0 | 0 | 0 | 0 | 0 | 0 | 1 | 1 | 3 | 24 | 156 | 185 |
| 2012 | 0 | 0 | 0 | 0 | 0 | 0 | 0 | 1 | 1 | 2 | 18 | 117 | 139 |
| 2013 | 0 | 0 | 0 | 0 | 0 | 0 | 0 | 0 | 0 | 4 | 21 | 123 | 148 |
| 2014 | 0 | 0 | 0 | 0 | 0 | 0 | 0 | 1 | 1 | 1 | 29 | 75 | 107 |
| 2015 | 0 | 0 | 0 | 0 | 0 | 0 | 0 | 1 | 0 | 3 | 36 | 10 | 50 |
| 2016 | 0 | 0 | 0 | 0 | 0 | 0 | 0 | 1 | 1 | 5 | 28 | 110 | 145 |
| 2017 | 0 | 0 | 0 | 0 | 0 | 0 | 0 | 0 | 0 | 5 | 42 | 108 | 155 |
| 2018 | 0 | 0 | 0 | 0 | 0 | 0 | 0 | 0 | 1 | 5 | 46 | 107 | 159 |
| 2019 | 0 | 0 | 0 | 0 | 0 | 0 | 0 | 1 | 1 | 3 | 39 | 105 | 149 |
| 2020 | 0 | 0 | 0 | 0 | 0 | 0 | 1 | 0 | 0 | 2 | 39 | 118 | 160 |
| 2021 | 0 | 0 | 0 | 0 | 0 | 0 | 0 | 0 | 2 | 2 | 39 | 117 | 160 |
| 2022 | 0 | 3 | 0 | 0 | 0 | 0 | 0 | 0 | 5 | 0 | 10 | 116 | 134 |
| 2023 | 0 | 0 | 0 | 0 | 0 | 0 | 0 | 0 | 2 | 5 | 33 | 112 | 152 |
| 2024 | 0 | 0 | 0 | 0 | 0 | 0 | 0 | 0 | 2 | 6 | 27 | | 35 |

TAX REDEMPTIONS

| COUNTER | JAN | FEB | MAR | APR | MAY | JUNE | JULY | AUG | SEPT | OCT | NOV | DEC | TOTALS |
|---------|-----|-----|-----|-----|-----|------|------|-----|------|-----|-----|-----|--------|
| 2008 | 66 | 52 | 58 | 35 | 30 | 45 | 14 | 23 | 14 | 16 | 42 | 38 | 433 |
| 2009 | 25 | 37 | 35 | 85 | 4 | 25 | 25 | 40 | 20 | 25 | 99 | 78 | 498 |
| 2010 | 34 | 24 | 50 | 26 | 20 | 20 | 16 | 12 | 14 | 23 | 79 | 30 | 348 |
| 2011 | 14 | 24 | 46 | 52 | 9 | 21 | 14 | 17 | 26 | 23 | 58 | 50 | 354 |
| 2012 | 20 | 45 | 23 | 84 | 24 | 43 | 11 | 11 | 23 | 40 | 66 | 40 | 430 |
| 2013 | 19 | 34 | 64 | 69 | 54 | 21 | 18 | 13 | 2 | 59 | 77 | 23 | 453 |
| 2014 | 81 | 32 | 20 | 47 | 35 | 15 | 18 | 18 | 13 | 31 | 73 | 39 | 422 |
| 2015 | 31 | 60 | 46 | 73 | 25 | 29 | 21 | 30 | 11 | 44 | 149 | 95 | 614 |
| 2016 | 51 | 40 | 98 | 116 | 28 | 34 | 22 | 33 | 58 | 38 | 125 | 80 | 723 |
| 2017 | 37 | 49 | 39 | 43 | 41 | 16 | 22 | 45 | 24 | 23 | 82 | 55 | 476 |

| | | | | | | | | | | | | | |
|------------------|------------|------------|------------|------------|------------|-------------|-------------|------------|-------------|------------|------------|------------|---------------|
| 2018 | 37 | 48 | 75 | 63 | 39 | 23 | 28 | 11 | 21 | 24 | 123 | 107 | 599 |
| 2019 | 110 | 69 | 83 | 70 | 51 | 24 | 23 | 14 | 37 | 51 | 146 | 129 | 807 |
| 2020 | 72 | 60 | 39 | 32 | 32 | 16 | 24 | 43 | 48 | 50 | 11 | 15 | 442 |
| 2021 | 14 | 64 | 139 | 86 | 89 | 75 | 38 | 31 | 27 | 51 | 217 | 158 | 989 |
| 2022 | 109 | 124 | 127 | 92 | 146 | 30 | 30 | 43 | 25 | 33 | 273 | 142 | 1174 |
| 2023 | 148 | 94 | 149 | 106 | 66 | 46 | 33 | 46 | 28 | 25 | 331 | 197 | 1269 |
| 2024 | 98 | 140 | 127 | 155 | 70 | 60 | 23 | 37 | 40 | 55 | 237 | | 1042 |
| MAILED IN | | | | | | | | | | | | | |
| | JAN | FEB | MAR | APR | MAY | JUNE | JULY | AUG | SEPT | OCT | NOV | DEC | TOTALS |
| 2008 | 350 | 476 | 306 | 365 | 125 | 110 | 111 | 101 | 111 | 102 | 396 | 553 | 3106 |
| 2009 | 305 | 475 | 358 | 325 | 143 | 173 | 70 | 80 | 190 | 142 | 480 | 605 | 3346 |
| 2010 | 408 | 247 | 415 | 630 | 178 | 165 | 183 | 110 | 121 | 121 | 454 | 373 | 3405 |
| 2011 | 422 | 282 | 423 | 397 | 154 | 119 | 92 | 271 | 73 | 134 | 455 | 763 | 3585 |
| 2012 | 249 | 210 | 268 | 259 | 110 | 122 | 88 | 83 | 81 | 103 | 308 | 229 | 2110 |
| 2013 | 431 | 209 | 306 | 274 | 9 | 77 | 229 | 40 | 146 | 103 | 390 | 325 | 2539 |
| 2014 | 252 | 165 | 219 | 259 | 138 | 79 | 77 | 66 | 87 | 294 | 425 | 344 | 2405 |
| 2015 | 144 | 162 | 180 | 209 | 118 | 81 | 182 | 75 | 61 | 39 | 176 | 173 | 1600 |
| 2016 | 98 | 152 | 71 | 88 | 56 | 30 | 23 | 33 | 9 | 26 | 256 | 180 | 1022 |
| 2017 | 165 | 101 | 155 | 99 | 87 | 42 | 32 | 44 | 41 | 51 | 314 | 182 | 1313 |
| 2018 | 109 | 93 | 126 | 137 | 124 | 48 | 41 | 21 | 29 | 35 | 110 | 110 | 983 |
| 2019 | 144 | 101 | 136 | 138 | 65 | 56 | 28 | 42 | 29 | 19 | 165 | 107 | 1030 |
| 2020 | 103 | 128 | 119 | 90 | 80 | 76 | 69 | 38 | 26 | 22 | 9 | 10 | 770 |
| 2021 | 17 | 41 | 92 | 57 | 20 | 16 | 17 | 15 | 9 | 13 | 68 | 63 | 428 |
| 2022 | 72 | 69 | 68 | 34 | 35 | 5 | 20 | 12 | 38 | 14 | 57 | 93 | 517 |
| 2023 | 64 | 35 | 52 | 45 | 49 | 49 | 16 | 20 | 21 | 14 | 51 | 56 | 472 |
| 2024 | 35 | 43 | 43 | 57 | 26 | 29 | 20 | 8 | 11 | 13 | 64 | | 349 |
| TOTAL | | | | | | | | | | | | | |
| | JAN | FEB | MAR | APR | MAY | JUNE | JULY | AUG | SEPT | OCT | NOV | DEC | TOTALS |
| 2008 | 416 | 528 | 364 | 400 | 155 | 155 | 125 | 124 | 125 | 118 | 438 | 591 | 3539 |
| 2009 | 330 | 512 | 393 | 425 | 147 | 198 | 95 | 120 | 210 | 167 | 579 | 683 | 3844 |
| 2010 | 442 | 271 | 465 | 656 | 198 | 185 | 199 | 122 | 135 | 144 | 512 | 403 | 3753 |
| 2011 | 436 | 306 | 469 | 449 | 163 | 140 | 106 | 282 | 99 | 157 | 513 | 813 | 3939 |
| 2012 | 268 | 255 | 291 | 343 | 134 | 165 | 99 | 94 | 104 | 162 | 374 | 269 | 2558 |
| 2013 | 450 | 243 | 370 | 343 | 63 | 98 | 247 | 53 | 148 | 162 | 467 | 348 | 2992 |
| 2014 | 333 | 197 | 239 | 306 | 173 | 94 | 95 | 84 | 100 | 325 | 498 | 383 | 2827 |
| 2015 | 175 | 222 | 226 | 282 | 143 | 160 | 203 | 105 | 72 | 83 | 325 | 268 | 2264 |
| 2016 | 149 | 192 | 169 | 204 | 84 | 64 | 45 | 66 | 67 | 64 | 381 | 260 | 1745 |
| 2017 | 202 | 150 | 194 | 142 | 128 | 58 | 54 | 89 | 65 | 74 | 396 | 220 | 1772 |
| 2018 | 146 | 141 | 201 | 200 | 163 | 71 | 69 | 32 | 50 | 59 | 233 | 217 | 1582 |
| 2019 | 254 | 170 | 219 | 208 | 116 | 80 | 51 | 56 | 66 | 70 | 311 | 236 | 1837 |
| 2020 | 175 | 188 | 158 | 122 | 112 | 92 | 93 | 81 | 74 | 72 | 20 | 25 | 1212 |
| 2021 | 31 | 105 | 231 | 143 | 109 | 91 | 55 | 46 | 36 | 64 | 285 | 221 | 1417 |
| 2022 | 181 | 193 | 195 | 126 | 181 | 54 | 50 | 55 | 63 | 47 | 330 | 235 | 1710 |
| 2023 | 209 | 129 | 201 | 151 | 115 | 97 | 49 | 66 | 49 | 39 | 382 | 253 | 1740 |