



Kane County

KC Transportation Committee

Agenda

Government Center
719 S. Batavia Ave., Bldg. A
Geneva, IL 60134

TEPE, Daugherty, Berman, Iqbal, Kiou, Lenert, Roth, ex-officios Williams (County Development Chair) and Pierog (County Chair)

Tuesday, September 16, 2025

9:00 AM

County Board Room

2025 Committee Goals

- Reasonably progress public safety, existing transportation services and programs, system maintenance, and capital projects as adopted by the County Board with allocated human and financial resources.
-

1. **Call To Order**
 2. **Roll Call**
 3. **Remote Attendance Requests**
 4. **Approval of Minutes: August 19, 2025**
 5. **Public Comment**
 6. **Finance**
 - A. Monthly Finance Reports
 - B. **Resolution:** Approving an Agreement for County Engineer's Salary Program
 7. **Maintenance**
 - A. Maintenance Report
 - B. **Resolution:** Approving Adopt-A-Highway Applicants
 8. **Planning & Programming**
 - A. Planning & Programming Report
 - B. **Resolution:** Establishing a Public Hearing Date for Consideration of Land Use Assumptions for an Update to the Kane County Road Improvement Impact Fee Ordinance
 9. **Permitting**
 - A. Permitting Report
-

10. Traffic Operations

- A.** Traffic Operations Report
- B. Resolution:** Approving a Contract for Construction with Helm Electric Facility Solutions, Inc. dba Helm Electric of Rockford, Illinois for the KDOT Fiber Optic Backup Improvement Project, Kane County Section No. 25-00583-00-TL

11. Project Implementation

- A.** Project Implementation Report
- B. Resolution:** Approving a Contract for Construction with TBD of TBD for Randall Road at Illinois Route 72 Intersection Improvement, Kane County Section No. 19-00514-00-WR
- C. Resolution:** Approving an Agreement with Stanley Consultants, Inc. of Chicago, Illinois for Phase III Construction Engineering Services for Randall Road at Illinois Route 72 Intersection Improvement, Kane County Section No. 19-00514-00-WR

12. Reports Placed On File**13. Executive Session (if needed)****14. New Business****15. Adjournment**

STATE OF ILLINOIS)

SS.

COUNTY OF KANE)

REPORT NO. TMP-25-1123

MONTHLY FINANCE REPORTS

Committee Revenue Budget Report - by Account Detail

Through August 31, 2025 (75.0% YTD)

*2020, 2021, 2022, 2023 and 2024 Actual Fiscal Year

Department / Fund / Account Classification	2020 Actual Amount*	2021 Actual Amount*	2022 Actual Amount*	2023 Actual Amount*	2024 Actual Amount*	2025 Actual Amount	2025 Amended Budget	2025 Adopted Budget	2025 YTD% Actual/Amended Budget	2020 - 2025 Trend
520 Transportation	\$ 49,165,742	\$ 58,409,109	\$ 58,442,048	\$ 62,009,616	\$ 82,859,097	\$ 57,338,329	\$ 112,073,975	\$ 111,981,037	51.16%	
300 County Highway	\$ 6,076,592	\$ 6,166,540	\$ 6,253,770	\$ 6,445,255	\$ 6,302,254	\$ 3,553,488	\$ 13,894,542	\$ 13,810,033	25.57%	
Revenue	\$ 6,076,592	\$ 6,166,540	\$ 6,253,770	\$ 6,445,255	\$ 6,302,254	\$ 3,553,488	\$ 13,894,542	\$ 13,810,033	25.57%	
Interest Revenue	\$ 166,666	\$ (6,109)	\$ (141,373)	\$ 476,947	\$ 480,720	\$ 127,392	\$ 388,000	\$ 388,000	32.83%	
38000 - Investment Income	\$ 166,666	\$ (6,109)	\$ (141,373)	\$ 476,947	\$ 480,720	\$ 127,392	\$ 388,000	\$ 388,000	32.83%	
Other	\$ 2,040	\$ 2,097	\$ 41,978	\$ 16,855	\$ 66,619	\$ 89,616	\$ 7,740,374	\$ 7,655,865	1.16%	
30999 - Lease Revenue	\$ -	\$ -	\$ 34,651	\$ -	\$ 32,464	\$ 10,826	\$ -	\$ -	0.00%	
38530 - Auction Sales	\$ 1,435	\$ 1,997	\$ 7,327	\$ 10,405	\$ 34,155	\$ 78,790	\$ 10,875	\$ 10,875	724.51%	
38900 - Miscellaneous Other	\$ 605	\$ 100	\$ -	\$ 6,450	\$ -	\$ -	\$ -	\$ -	0.00%	
39900 - Fund Balance Utilization	\$ -	\$ -	\$ -	\$ -	\$ -	\$ -	\$ 7,729,499	\$ 7,644,990	0.00%	
Reimbursements	\$ 461,986	\$ 544,060	\$ 557,967	\$ 414,895	\$ 319,072	\$ 195,137	\$ 383,659	\$ 383,659	50.86%	
37140 - KDOT Planner Reimbursement	\$ 161,003	\$ 177,279	\$ 250,225	\$ 322,102	\$ 312,679	\$ 169,330	\$ 340,724	\$ 340,724	49.70%	
37150 - KDOT Service Reimbursement - Federal	\$ 32,550	\$ (4,026)	\$ 5,312	\$ -	\$ (5,312)	\$ -	\$ -	\$ -	0.00%	
37151 - KDOT Service Reimbursement - State	\$ -	\$ -	\$ 24,934	\$ 25,645	\$ 7,700	\$ -	\$ -	\$ -	0.00%	
37280 - Vehicle Lease Reimbursement	\$ 196,543	\$ 309,173	\$ 256,338	\$ -	\$ -	\$ -	\$ -	\$ -	0.00%	
37900 - Miscellaneous Reimbursement	\$ 71,891	\$ 61,634	\$ 21,159	\$ 67,148	\$ 4,005	\$ 25,807	\$ 42,935	\$ 42,935	60.11%	
Charges for Services	\$ 11,928	\$ 28,727	\$ 36,922	\$ 41,528	\$ 32,470	\$ 10,493	\$ 39,600	\$ 39,600	26.50%	
34640 - Engineering Fees	\$ 8,050	\$ 22,000	\$ 30,000	\$ 30,000	\$ 26,000	\$ 4,000	\$ 28,000	\$ 28,000	14.29%	
34650 - Sale of Various Material Fees	\$ -	\$ -	\$ 288	\$ 3,024	\$ 99	\$ -	\$ 4,100	\$ 4,100	0.00%	
35340 - Township Administration Fee	\$ 3,878	\$ 6,727	\$ 6,634	\$ 8,504	\$ 6,371	\$ 6,493	\$ 7,500	\$ 7,500	86.57%	
Transfers In	\$ -	\$ 114,455	\$ 77,500	\$ -	\$ -	\$ -	\$ -	\$ -	0.00%	
39000 - Transfer From Other Funds	\$ -	\$ 114,455	\$ -	\$ -	\$ -	\$ -	\$ -	\$ -	0.00%	
39554 - Transfer from Southwest Impact Fees Fund 554	\$ -	\$ -	\$ -	\$ -	\$ -	\$ -	\$ -	\$ -	0.00%	
39555 - Transfer from Tri-Cities Impact Fees Fund 555	\$ -	\$ -	\$ -	\$ -	\$ -	\$ -	\$ -	\$ -	0.00%	
39556 - Transfer from Upper Fox Impact Fees Fund 556	\$ -	\$ -	\$ -	\$ -	\$ -	\$ -	\$ -	\$ -	0.00%	
39557 - Transfer from West Central Impact Fees Fund 557	\$ -	\$ -	\$ -	\$ -	\$ -	\$ -	\$ -	\$ -	0.00%	
39558 - Transfer from North Impact Fees Fund 558	\$ -	\$ -	\$ 37,500	\$ -	\$ -	\$ -	\$ -	\$ -	0.00%	
39559 - Transfer from Central Impact Fees Fund 559	\$ -	\$ -	\$ 20,000	\$ -	\$ -	\$ -	\$ -	\$ -	0.00%	
39560 - Transfer from South Impact Fees Fund 560	\$ -	\$ -	\$ 20,000	\$ -	\$ -	\$ -	\$ -	\$ -	0.00%	
Grants	\$ -	\$ -	\$ 8,585	\$ -	\$ -	\$ -	\$ -	\$ -	0.00%	
33900 - Grants - Other	\$ -	\$ -	\$ 8,585	\$ -	\$ -	\$ -	\$ -	\$ -	0.00%	
Licenses and Permits	\$ 449,648	\$ 459,502	\$ 657,393	\$ 472,238	\$ 377,775	\$ 341,615	\$ 325,000	\$ 325,000	105.11%	
31350 - Oversized Moving Permits	\$ 180,200	\$ 211,525	\$ 241,160	\$ 227,440	\$ 221,175	\$ 166,615	\$ 175,000	\$ 175,000	95.21%	
31370 - Roadway Access Permits	\$ 269,448	\$ 247,977	\$ 416,233	\$ 244,798	\$ 156,600	\$ 175,000	\$ 150,000	\$ 150,000	116.67%	
Other Taxes	\$ 6,671	\$ 2,532	\$ 7,792	\$ 7,460	\$ 3,983	\$ 909	\$ 7,000	\$ 7,000	12.98%	
30170 - TIF Distribution Tax	\$ 6,671	\$ 2,532	\$ 7,792	\$ 7,460	\$ 3,983	\$ 909	\$ 7,000	\$ 7,000	12.98%	
Property Taxes	\$ 4,977,653	\$ 5,021,276	\$ 5,007,006	\$ 5,015,333	\$ 5,021,616	\$ 2,788,327	\$ 5,010,909	\$ 5,010,909	55.65%	
30000 - Property Taxes	\$ 4,977,653	\$ 5,021,276	\$ 4,994,570	\$ 4,997,959	\$ 5,001,757	\$ 2,788,327	\$ 5,010,909	\$ 5,010,909	55.65%	
30005 - Property Tax Revenue Recapture	\$ -	\$ -	\$ 12,436	\$ 17,374	\$ 19,859	\$ -	\$ -	\$ -	0.00%	
301 County Bridge	\$ 316,940	\$ 409,402	\$ 350,225	\$ 329,382	\$ 394,365	\$ 178,849	\$ 525,000	\$ 525,000	34.07%	
Revenue	\$ 316,940	\$ 409,402	\$ 350,225	\$ 329,382	\$ 394,365	\$ 178,849	\$ 525,000	\$ 525,000	34.07%	
Interest Revenue	\$ 6,016	\$ (134)	\$ (4,743)	\$ 15,811	\$ 14,011	\$ 4,768	\$ 13,000	\$ 13,000	36.68%	
38000 - Investment Income	\$ 6,016	\$ (134)	\$ (4,743)	\$ 15,811	\$ 14,011	\$ 4,768	\$ 13,000	\$ 13,000	36.68%	
Other	\$ -	\$ -	\$ -	\$ -	\$ -	\$ -	\$ 161,855	\$ 161,855	0.00%	
39900 - Fund Balance Utilization	\$ -	\$ -	\$ -	\$ -	\$ -	\$ -	\$ 161,855	\$ 161,855	0.00%	
Reimbursements	\$ -	\$ 76,461	\$ 42,106	\$ -	\$ 66,774	\$ -	\$ 37,000	\$ 37,000	0.00%	
37152 - KDOT Service Reimbursement - Other	\$ -	\$ 76,461	\$ 42,106	\$ -	\$ 66,774	\$ -	\$ 37,000	\$ 37,000	0.00%	
Transfers In	\$ -	\$ 19,700	\$ -	\$ -	\$ -	\$ -	\$ -	\$ -	0.00%	
39000 - Transfer From Other Funds	\$ -	\$ 19,700	\$ -	\$ -	\$ -	\$ -	\$ -	\$ -	0.00%	

Committee Revenue Budget Report - by Account Detail

Through August 31, 2025 (75.0% YTD)

*2020, 2021, 2022, 2023 and 2024 Actual Fiscal Year

Department / Fund / Account Classification	2020 Actual Amount*	2021 Actual Amount*	2022 Actual Amount*	2023 Actual Amount*	2024 Actual Amount*	2025 Actual Amount	2025 Amended Budget	2025 Adopted Budget	2025 YTD% Actual/Amended Budget	2020 - 2025 Trend
Other Taxes	\$ 436	\$ 133	\$ 493	\$ 465	\$ 249	\$ 57	\$ 450	\$ 450	12.60%	
30170 - TIF Distribution Tax	\$ 436	\$ 133	\$ 493	\$ 465	\$ 249	\$ 57	\$ 450	\$ 450	12.60%	
Property Taxes	\$ 310,489	\$ 313,241	\$ 312,369	\$ 313,106	\$ 313,332	\$ 174,024	\$ 312,695	\$ 312,695	55.65%	
30000 - Property Taxes	\$ 310,489	\$ 313,241	\$ 311,593	\$ 312,003	\$ 312,116	\$ 174,024	\$ 312,695	\$ 312,695	55.65%	
30005 - Property Tax Revenue Recapture	\$ -	\$ -	\$ 776	\$ 1,103	\$ 1,216	\$ -	\$ -	\$ -	0.00%	
302 Motor Fuel Tax	\$ 17,496,586	\$ 17,689,572	\$ 18,498,850	\$ 16,154,711	\$ 16,638,339	\$ 12,311,137	\$ 29,012,731	\$ 29,004,302	42.43%	
Revenue	\$ 17,496,586	\$ 17,689,572	\$ 18,498,850	\$ 16,154,711	\$ 16,638,339	\$ 12,311,137	\$ 29,012,731	\$ 29,004,302	42.43%	
Interest Revenue	\$ 311,968	\$ (7,518)	\$ (766,742)	\$ 2,554,827	\$ 2,795,269	\$ 1,171,656	\$ 2,073,000	\$ 2,073,000	56.52%	
38000 - Investment Income	\$ 311,968	\$ (7,518)	\$ (766,742)	\$ 2,554,827	\$ 2,795,269	\$ 1,171,656	\$ 2,073,000	\$ 2,073,000	56.52%	
Other	\$ -	\$ -	\$ 184	\$ 5,089	\$ 117	\$ -	\$ 12,978,948	\$ 12,970,519	0.00%	
38900 - Miscellaneous Other	\$ -	\$ -	\$ 184	\$ 5,089	\$ 117	\$ -	\$ -	\$ -	0.00%	
39900 - Fund Balance Utilization	\$ -	\$ -	\$ -	\$ -	\$ -	\$ -	\$ 12,978,948	\$ 12,970,519	0.00%	
Reimbursements	\$ -	\$ -	\$ 948,083	\$ 423,407	\$ 176,350	\$ 4,133,577	\$ 526,198	\$ 526,198	785.56%	
37150 - KDOT Service Reimbursement - Federal	\$ -	\$ -	\$ 770,201	\$ 236,488	\$ 176,350	\$ (0)	\$ 428,000	\$ 428,000	(0.00)%	
37151 - KDOT Service Reimbursement - State	\$ -	\$ -	\$ -	\$ -	\$ -	\$ 4,133,577	\$ -	\$ -	0.00%	
37160 - Cty Engineer Salary Reimbursemt	\$ -	\$ -	\$ 177,882	\$ 186,919	\$ -	\$ -	\$ 98,198	\$ 98,198	0.00%	
Transfers In	\$ -	\$ -	\$ 302,699	\$ 3,693	\$ -	\$ -	\$ -	\$ -	0.00%	
39000 - Transfer From Other Funds	\$ -	\$ -	\$ -	\$ -	\$ -	\$ -	\$ -	\$ -	0.00%	
39620 - Transfer from Motor Fuel Tax Debt Service Fund 620	\$ -	\$ -	\$ 302,699	\$ 3,693	\$ -	\$ -	\$ -	\$ -	0.00%	
Grants	\$ 5,759,635	\$ 5,759,635	\$ 5,759,635	\$ -	\$ -	\$ -	\$ -	\$ -	0.00%	
33900 - Grants - Other	\$ 5,759,635	\$ 5,759,635	\$ 5,759,635	\$ -	\$ -	\$ -	\$ -	\$ -	0.00%	
Other Taxes	\$ 11,424,983	\$ 11,937,455	\$ 12,254,990	\$ 13,167,695	\$ 13,666,602	\$ 7,005,905	\$ 13,434,585	\$ 13,434,585	52.15%	
30140 - Motor Fuel Tax	\$ 9,190,541	\$ 10,315,055	\$ 10,650,722	\$ 11,535,413	\$ 12,021,014	\$ 7,005,905	\$ 11,802,303	\$ 11,802,303	59.36%	
33895 - Supplemental State Distribution	\$ 2,234,442	\$ 1,622,400	\$ 1,604,268	\$ 1,632,282	\$ 1,645,588	\$ -	\$ 1,632,282	\$ 1,632,282	0.00%	
303 County Highway Matching	\$ 69,167	\$ 65,162	\$ 61,905	\$ 82,103	\$ 76,532	\$ 37,289	\$ 160,000	\$ 160,000	23.31%	
Revenue	\$ 69,167	\$ 65,162	\$ 61,905	\$ 82,103	\$ 76,532	\$ 37,289	\$ 160,000	\$ 160,000	23.31%	
Interest Revenue	\$ 4,405	\$ (101)	\$ (4,949)	\$ 16,718	\$ 11,113	\$ 1,018	\$ 14,000	\$ 14,000	7.27%	
38000 - Investment Income	\$ 4,405	\$ (101)	\$ (4,949)	\$ 16,718	\$ 11,113	\$ 1,018	\$ 14,000	\$ 14,000	7.27%	
Other	\$ -	\$ -	\$ -	\$ -	\$ -	\$ -	\$ 80,775	\$ 80,775	0.00%	
39900 - Fund Balance Utilization	\$ -	\$ -	\$ -	\$ -	\$ -	\$ -	\$ 80,775	\$ 80,775	0.00%	
Transfers In	\$ -	\$ -	\$ 1,700	\$ -	\$ -	\$ -	\$ -	\$ -	0.00%	
39000 - Transfer From Other Funds	\$ -	\$ -	\$ 1,700	\$ -	\$ -	\$ -	\$ -	\$ -	0.00%	
Other Taxes	\$ 102	\$ 44	\$ 111	\$ 97	\$ 52	\$ 12	\$ 100	\$ 100	11.81%	
30170 - TIF Distribution Tax	\$ 102	\$ 44	\$ 111	\$ 97	\$ 52	\$ 12	\$ 100	\$ 100	11.81%	
Property Taxes	\$ 64,660	\$ 65,219	\$ 65,043	\$ 65,288	\$ 65,367	\$ 36,259	\$ 65,125	\$ 65,125	55.68%	
30000 - Property Taxes	\$ 64,660	\$ 65,219	\$ 64,881	\$ 65,044	\$ 65,134	\$ 36,259	\$ 65,125	\$ 65,125	55.68%	
30005 - Property Tax Revenue Recapture	\$ -	\$ -	\$ 162	\$ 244	\$ 233	\$ -	\$ -	\$ -	0.00%	
304 Motor Fuel Local Option	\$ 8,799,233	\$ 9,611,752	\$ 9,198,670	\$ 10,809,891	\$ 11,430,021	\$ 6,673,669	\$ 14,854,492	\$ 14,854,492	44.93%	
Revenue	\$ 8,799,233	\$ 9,611,752	\$ 9,198,670	\$ 10,809,891	\$ 11,430,021	\$ 6,673,669	\$ 14,854,492	\$ 14,854,492	44.93%	
Interest Revenue	\$ 255,937	\$ 3,613	\$ (149,996)	\$ 586,322	\$ 760,665	\$ 398,770	\$ 480,000	\$ 480,000	83.08%	
38000 - Investment Income	\$ 255,937	\$ 3,613	\$ (149,996)	\$ 586,322	\$ 760,665	\$ 398,770	\$ 480,000	\$ 480,000	83.08%	
Other	\$ -	\$ -	\$ -	\$ -	\$ -	\$ -	\$ 3,901,102	\$ 3,901,102	0.00%	
39900 - Fund Balance Utilization	\$ -	\$ -	\$ -	\$ -	\$ -	\$ -	\$ 3,901,102	\$ 3,901,102	0.00%	
Reimbursements	\$ 129,277	\$ 89,656	\$ 202,774	\$ 336,187	\$ 477,719	\$ 182,582	\$ 150,000	\$ 150,000	121.72%	
37150 - KDOT Service Reimbursement - Federal	\$ 346	\$ -	\$ -	\$ -	\$ 24,412	\$ 68,459	\$ -	\$ -	0.00%	
37151 - KDOT Service Reimbursement - State	\$ -	\$ -	\$ -	\$ -	\$ 171,028	\$ -	\$ -	\$ -	0.00%	
37152 - KDOT Service Reimbursement - Other	\$ -	\$ -	\$ -	\$ -	\$ 26,105	\$ -	\$ -	\$ -	0.00%	

Committee Revenue Budget Report - by Account Detail

Through August 31, 2025 (75.0% YTD)














































*2020, 2021, 2022, 2023 and 2024 Actual Fiscal Year

Department / Fund / Account Classification	2020 Actual Amount*	2021 Actual Amount*	2022 Actual Amount*	2023 Actual Amount*	2024 Actual Amount*	2025 Actual Amount	2025 Amended Budget	2025 Adopted Budget	2025 YTD% Actual/Amended Budget	2020 - 2025 Trend
37900 - Miscellaneous Reimbursement	\$ 128,931	\$ 89,656	\$ 202,774	\$ 336,187	\$ 256,174	\$ 114,122	\$ 150,000	\$ 150,000	76.08%	
Charges for Services	\$ -	\$ -	\$ 33,923	\$ 42,530	\$ 13,218	\$ -	\$ -	\$ -	0.00%	
34640 - Engineering Fees	\$ -	\$ -	\$ 33,923	\$ 42,530	\$ 13,218	\$ -	\$ -	\$ -	0.00%	
Transfers In	\$ -	\$ 673,500	\$ -	\$ -	\$ -	\$ -	\$ -	\$ -	0.00%	
39000 - Transfer From Other Funds	\$ -	\$ 673,500	\$ -	\$ -	\$ -	\$ -	\$ -	\$ -	0.00%	
Other Taxes	\$ 8,414,019	\$ 8,844,983	\$ 9,111,970	\$ 9,844,852	\$ 10,178,419	\$ 6,092,317	\$ 10,323,390	\$ 10,323,390	59.01%	
30150 - County Local Option Tax	\$ 8,414,019	\$ 8,844,983	\$ 9,111,970	\$ 9,844,852	\$ 10,178,419	\$ 6,092,317	\$ 10,323,390	\$ 10,323,390	59.01%	
305 Transportation Sales Tax	\$ 14,280,665	\$ 20,235,643	\$ 20,019,370	\$ 22,209,458	\$ 25,289,863	\$ 27,096,419	\$ 40,574,359	\$ 32,651,531	66.78%	
Revenue	\$ 14,280,665	\$ 20,235,643	\$ 20,019,370	\$ 22,209,458	\$ 25,289,863	\$ 27,096,419	\$ 40,574,359	\$ 32,651,531	66.78%	
Interest Revenue	\$ 517,513	\$ (12,648)	\$ (733,411)	\$ 2,479,605	\$ 3,184,763	\$ 1,654,145	\$ 2,019,000	\$ 2,019,000	81.93%	
38000 - Investment Income	\$ 517,513	\$ (12,648)	\$ (733,411)	\$ 2,479,605	\$ 3,184,763	\$ 1,654,145	\$ 2,019,000	\$ 2,019,000	81.93%	
Other	\$ -	\$ -	\$ -	\$ -	\$ -	\$ 60,718	\$ 7,223,916	\$ 7,223,916	0.84%	
38530 - Auction Sales	\$ -	\$ -	\$ -	\$ -	\$ -	\$ 60,718	\$ -	\$ -	0.00%	
39900 - Fund Balance Utilization	\$ -	\$ -	\$ -	\$ -	\$ -	\$ -	\$ 7,223,916	\$ 7,223,916	0.00%	
Reimbursements	\$ 397,593	\$ 2,928,458	\$ 2,313,796	\$ 1,308,054	\$ 2,495,390	\$ 13,230,180	\$ 11,173,356	\$ 3,250,528	118.41%	
37150 - KDOT Service Reimbursement - Federal	\$ 395,850	\$ 2,131,844	\$ 1,321,068	\$ 1,230,835	\$ 1,331,318	\$ 1,276,576	\$ 2,220,528	\$ 2,220,528	57.49%	
37151 - KDOT Service Reimbursement - State	\$ -	\$ -	\$ 7,625	\$ 31,316	\$ -	\$ 11,342,001	\$ 7,922,828	\$ -	143.16%	
37152 - KDOT Service Reimbursement - Other	\$ -	\$ 796,613	\$ 980,000	\$ 37,306	\$ 1,164,072	\$ 611,378	\$ 1,030,000	\$ 1,030,000	59.36%	
37900 - Miscellaneous Reimbursement	\$ 1,743	\$ -	\$ 5,103	\$ 8,598	\$ -	\$ 225	\$ -	\$ -	0.00%	
Charges for Services	\$ -	\$ -	\$ -	\$ -	\$ -	\$ -	\$ -	\$ -	0.00%	
35395 - Toll Revenue	\$ -	\$ -	\$ -	\$ -	\$ -	\$ -	\$ -	\$ -	0.00%	
Transfers In	\$ -	\$ 1,181,400	\$ 174,715	\$ 1,803	\$ 41,087	\$ 641	\$ -	\$ -	0.00%	
39000 - Transfer From Other Funds	\$ -	\$ 1,181,400	\$ -	\$ -	\$ -	\$ -	\$ -	\$ -	0.00%	
39540 - Transfer From Transportation Capital Fund 540	\$ -	\$ -	\$ -	\$ -	\$ 27,530	\$ 641	\$ -	\$ -	0.00%	
39621 - Transfer from Transit Sales Tax Debt Service Fund 621	\$ -	\$ -	\$ 174,715	\$ 1,803	\$ -	\$ -	\$ -	\$ -	0.00%	
39624 - Transfer from Longmeadow Debt Service Fund 624	\$ -	\$ -	\$ -	\$ -	\$ 13,557	\$ -	\$ -	\$ -	0.00%	
Grants	\$ -	\$ -	\$ 200,000	\$ -	\$ -	\$ -	\$ -	\$ -	0.00%	
33900 - Grants - Other	\$ -	\$ -	\$ 200,000	\$ -	\$ -	\$ -	\$ -	\$ -	0.00%	
Other Taxes	\$ 13,365,559	\$ 16,138,433	\$ 18,064,271	\$ 18,419,996	\$ 19,568,623	\$ 12,150,734	\$ 20,158,087	\$ 20,158,087	60.28%	
30105 - Sales Tax- RTA	\$ 13,365,559	\$ 16,138,433	\$ 18,064,271	\$ 18,419,996	\$ 19,568,623	\$ 12,150,734	\$ 20,158,087	\$ 20,158,087	60.28%	
515 Longmeadow Bond Construction	\$ 117,602	\$ 13,815	\$ 4,635	\$ 16,872	\$ 17,514,984	\$ 933,205	\$ 941,205	\$ 12,508,000	99.15%	
Revenue	\$ 117,602	\$ 13,815	\$ 4,635	\$ 16,872	\$ 17,514,984	\$ 933,205	\$ 941,205	\$ 12,508,000	99.15%	
Interest Revenue	\$ 116,565	\$ 13,815	\$ 4,635	\$ 16,872	\$ 14,984	\$ -	\$ -	\$ -	0.00%	
38000 - Investment Income	\$ 116,565	\$ 13,815	\$ 4,635	\$ 16,872	\$ 14,984	\$ -	\$ -	\$ -	0.00%	
Other	\$ -	\$ -	\$ -	\$ -	\$ -	\$ -	\$ 8,000	\$ 8,000	0.00%	
39900 - Fund Balance Utilization	\$ -	\$ -	\$ -	\$ -	\$ -	\$ -	\$ 8,000	\$ 8,000	0.00%	
Reimbursements	\$ -	\$ -	\$ -	\$ -	\$ 17,500,000	\$ 933,205	\$ 933,205	\$ 12,500,000	100.00%	
37151 - KDOT Service Reimbursement - State	\$ -	\$ -	\$ -	\$ -	\$ 17,500,000	\$ 933,205	\$ 933,205	\$ 12,500,000	100.00%	
Transfers In	\$ 1,037	\$ -	\$ -	\$ -	\$ -	\$ -	\$ -	\$ -	0.00%	
39000 - Transfer From Other Funds	\$ 1,037	\$ -	\$ -	\$ -	\$ -	\$ -	\$ -	\$ -	0.00%	
540 Transportation Capital	\$ 785,728	\$ 342,588	\$ 120,250	\$ 11,432	\$ 1,150	\$ 13	\$ -	\$ -	0.00%	
Revenue	\$ 785,728	\$ 342,588	\$ 120,250	\$ 11,432	\$ 1,150	\$ 13	\$ -	\$ -	0.00%	
Interest Revenue	\$ 26,075	\$ 539	\$ (2,784)	\$ 11,432	\$ 1,150	\$ 13	\$ -	\$ -	0.00%	
38000 - Investment Income	\$ 26,075	\$ 539	\$ (2,784)	\$ 11,432	\$ 1,150	\$ 13	\$ -	\$ -	0.00%	
Other	\$ -	\$ -	\$ -	\$ -	\$ -	\$ -	\$ -	\$ -	0.00%	
39900 - Fund Balance Utilization	\$ -	\$ -	\$ -	\$ -	\$ -	\$ -	\$ -	\$ -	0.00%	
Reimbursements	\$ 759,653	\$ 302,149	\$ 123,034	\$ -	\$ -	\$ -	\$ -	\$ -	0.00%	

Committee Revenue Budget Report - by Account Detail

Through August 31, 2025 (75.0% YTD)

*2020, 2021, 2022, 2023 and 2024 Actual Fiscal Year

Department / Fund / Account Classification	2020 Actual Amount*	2021 Actual Amount*	2022 Actual Amount*	2023 Actual Amount*	2024 Actual Amount*	2025 Actual Amount	2025 Amended Budget	2025 Adopted Budget	2025 YTD% Actual/Amended Budget	2020 - 2025 Trend
37150 - KDOT Service Reimbursement - Federal	\$ 759,653	\$ 268,950	\$ 123,034	\$ -	\$ -	\$ -	\$ -	\$ -	0.00%	
37151 - KDOT Service Reimbursement - State	\$ -	\$ 33,199	\$ -	\$ -	\$ -	\$ -	\$ -	\$ -	0.00%	
Transfers In	\$ -	\$ 39,900	\$ -	\$ -	\$ -	\$ -	\$ -	\$ -	0.00%	
39000 - Transfer From Other Funds	\$ -	\$ 39,900	\$ -	\$ -	\$ -	\$ -	\$ -	\$ -	0.00%	
550 Aurora Area Impact Fees	\$ 10,642	\$ (3,002)	\$ (5,598)	\$ 32,472	\$ 7,414	\$ 3	\$ -	\$ -	0.00%	
Revenue	\$ 10,642	\$ (3,002)	\$ (5,598)	\$ 32,472	\$ 7,414	\$ 3	\$ -	\$ -	0.00%	
Interest Revenue	\$ 10,642	\$ (2)	\$ (8,598)	\$ 32,472	\$ 7,414	\$ 3	\$ -	\$ -	0.00%	
38000 - Investment Income	\$ 10,642	\$ (2)	\$ (8,598)	\$ 32,472	\$ 7,414	\$ 3	\$ -	\$ -	0.00%	
Other	\$ -	\$ -	\$ -	\$ -	\$ -	\$ -	\$ -	\$ -	0.00%	
39900 - Fund Balance Utilization	\$ -	\$ -	\$ -	\$ -	\$ -	\$ -	\$ -	\$ -	0.00%	
Charges for Services	\$ -	\$ -	\$ -	\$ -	\$ -	\$ -	\$ -	\$ -	0.00%	
34660 - Impact Fees	\$ -	\$ -	\$ -	\$ -	\$ -	\$ -	\$ -	\$ -	0.00%	
Transfers In	\$ -	\$ (3,000)	\$ 3,000	\$ -	\$ -	\$ -	\$ -	\$ -	0.00%	
39000 - Transfer From Other Funds	\$ -	\$ (3,000)	\$ 3,000	\$ -	\$ -	\$ -	\$ -	\$ -	0.00%	
551 Campton Hills Impact Fees	\$ 7,161	\$ (7,913)	\$ 2,051	\$ 7,084	\$ 411	\$ 0	\$ -	\$ -	0.00%	
Revenue	\$ 7,161	\$ (7,913)	\$ 2,051	\$ 7,084	\$ 411	\$ 0	\$ -	\$ -	0.00%	
Interest Revenue	\$ 7,161	\$ (113)	\$ (449)	\$ 1,784	\$ 411	\$ 0	\$ -	\$ -	0.00%	
38000 - Investment Income	\$ 7,161	\$ (113)	\$ (449)	\$ 1,784	\$ 411	\$ 0	\$ -	\$ -	0.00%	
Other	\$ -	\$ -	\$ -	\$ -	\$ -	\$ -	\$ -	\$ -	0.00%	
39900 - Fund Balance Utilization	\$ -	\$ -	\$ -	\$ -	\$ -	\$ -	\$ -	\$ -	0.00%	
Charges for Services	\$ -	\$ -	\$ -	\$ -	\$ -	\$ -	\$ -	\$ -	0.00%	
34660 - Impact Fees	\$ -	\$ -	\$ -	\$ -	\$ -	\$ -	\$ -	\$ -	0.00%	
Transfers In	\$ -	\$ (7,800)	\$ 2,500	\$ 5,300	\$ -	\$ -	\$ -	\$ -	0.00%	
39000 - Transfer From Other Funds	\$ -	\$ (7,800)	\$ 2,500	\$ 5,300	\$ -	\$ -	\$ -	\$ -	0.00%	
552 Greater Elgin Impact Fees	\$ 8,658	\$ 24	\$ (5,433)	\$ 15,481	\$ 656	\$ 0	\$ -	\$ -	0.00%	
Revenue	\$ 8,658	\$ 24	\$ (5,433)	\$ 15,481	\$ 656	\$ 0	\$ -	\$ -	0.00%	
Interest Revenue	\$ 8,658	\$ 24	\$ (5,433)	\$ 15,481	\$ 656	\$ 0	\$ -	\$ -	0.00%	
38000 - Investment Income	\$ 8,658	\$ 24	\$ (5,433)	\$ 15,481	\$ 656	\$ 0	\$ -	\$ -	0.00%	
Other	\$ -	\$ -	\$ -	\$ -	\$ -	\$ -	\$ -	\$ -	0.00%	
39900 - Fund Balance Utilization	\$ -	\$ -	\$ -	\$ -	\$ -	\$ -	\$ -	\$ -	0.00%	
Charges for Services	\$ -	\$ -	\$ -	\$ -	\$ -	\$ -	\$ -	\$ -	0.00%	
34660 - Impact Fees	\$ -	\$ -	\$ -	\$ -	\$ -	\$ -	\$ -	\$ -	0.00%	
Transfers In	\$ -	\$ -	\$ -	\$ -	\$ -	\$ -	\$ -	\$ -	0.00%	
39000 - Transfer From Other Funds	\$ -	\$ -	\$ -	\$ -	\$ -	\$ -	\$ -	\$ -	0.00%	
553 Northwest Impact Fees	\$ 5,397	\$ (662)	\$ (3,786)	\$ 10,764	\$ 191	\$ 0	\$ -	\$ -	0.00%	
Revenue	\$ 5,397	\$ (662)	\$ (3,786)	\$ 10,764	\$ 191	\$ 0	\$ -	\$ -	0.00%	
Interest Revenue	\$ 5,397	\$ 11	\$ (4,459)	\$ 10,764	\$ 191	\$ 0	\$ -	\$ -	0.00%	
38000 - Investment Income	\$ 5,397	\$ 11	\$ (4,459)	\$ 10,764	\$ 191	\$ 0	\$ -	\$ -	0.00%	
Other	\$ -	\$ -	\$ -	\$ -	\$ -	\$ -	\$ -	\$ -	0.00%	
39900 - Fund Balance Utilization	\$ -	\$ -	\$ -	\$ -	\$ -	\$ -	\$ -	\$ -	0.00%	
Charges for Services	\$ -	\$ -	\$ -	\$ -	\$ -	\$ -	\$ -	\$ -	0.00%	
34660 - Impact Fees	\$ -	\$ -	\$ -	\$ -	\$ -	\$ -	\$ -	\$ -	0.00%	
Transfers In	\$ -	\$ (673)	\$ 673	\$ -	\$ -	\$ -	\$ -	\$ -	0.00%	
39000 - Transfer From Other Funds	\$ -	\$ (673)	\$ 673	\$ -	\$ -	\$ -	\$ -	\$ -	0.00%	
554 Southwest Impact Fees	\$ 3,915	\$ 38	\$ 1,239	\$ 29	\$ (1)	\$ -	\$ -	\$ -	0.00%	

Committee Revenue Budget Report - by Account Detail

Through August 31, 2025 (75.0% YTD)






































*2020, 2021, 2022, 2023 and 2024 Actual Fiscal Year

Department / Fund / Account Classification	2020 Actual Amount*	2021 Actual Amount*	2022 Actual Amount*	2023 Actual Amount*	2024 Actual Amount*	2025 Actual Amount	2025 Amended Budget	2025 Adopted Budget	2025 YTD% Actual/Amended Budget	2020 - 2025 Trend
Revenue	\$ 3,915	\$ 38	\$ 1,239	\$ 29	\$ (1)	\$ -	\$ -	\$ -	0.00%	
Interest Revenue	\$ 3,915	\$ 38	\$ 1,239	\$ 29	\$ (1)	\$ -	\$ -	\$ -	0.00%	
38000 - Investment Income	\$ 3,915	\$ 38	\$ 1,239	\$ 29	\$ (1)	\$ -	\$ -	\$ -	0.00%	
Other	\$ -	\$ -	\$ -	\$ -	\$ -	\$ -	\$ -	\$ -	0.00%	
39900 - Fund Balance Utilization	\$ -	\$ -	\$ -	\$ -	\$ -	\$ -	\$ -	\$ -	0.00%	
Charges for Services	\$ -	\$ -	\$ -	\$ -	\$ -	\$ -	\$ -	\$ -	0.00%	
34660 - Impact Fees	\$ -	\$ -	\$ -	\$ -	\$ -	\$ -	\$ -	\$ -	0.00%	
Transfers In	\$ -	\$ -	\$ -	\$ -	\$ -	\$ -	\$ -	\$ -	0.00%	
39000 - Transfer From Other Funds	\$ -	\$ -	\$ -	\$ -	\$ -	\$ -	\$ -	\$ -	0.00%	
555 Tri-Cities Impact Fees	\$ 7,421	\$ (11,193)	\$ 11,638	\$ 10	\$ (0)	\$ -	\$ -	\$ -	0.00%	
Revenue	\$ 7,421	\$ (11,193)	\$ 11,638	\$ 10	\$ (0)	\$ -	\$ -	\$ -	0.00%	
Interest Revenue	\$ 7,421	\$ 7	\$ 438	\$ 10	\$ (0)	\$ -	\$ -	\$ -	0.00%	
38000 - Investment Income	\$ 7,421	\$ 7	\$ 438	\$ 10	\$ (0)	\$ -	\$ -	\$ -	0.00%	
Other	\$ -	\$ -	\$ -	\$ -	\$ -	\$ -	\$ -	\$ -	0.00%	
39900 - Fund Balance Utilization	\$ -	\$ -	\$ -	\$ -	\$ -	\$ -	\$ -	\$ -	0.00%	
Charges for Services	\$ -	\$ -	\$ -	\$ -	\$ -	\$ -	\$ -	\$ -	0.00%	
34660 - Impact Fees	\$ -	\$ -	\$ -	\$ -	\$ -	\$ -	\$ -	\$ -	0.00%	
Transfers In	\$ -	\$ (11,200)	\$ 11,200	\$ -	\$ -	\$ -	\$ -	\$ -	0.00%	
39000 - Transfer From Other Funds	\$ -	\$ (11,200)	\$ 11,200	\$ -	\$ -	\$ -	\$ -	\$ -	0.00%	
556 Upper Fox Impact Fees	\$ 7,763	\$ (2,980)	\$ (1,342)	\$ 10,880	\$ 463	\$ 0	\$ -	\$ -	0.00%	
Revenue	\$ 7,763	\$ (2,980)	\$ (1,342)	\$ 10,880	\$ 463	\$ 0	\$ -	\$ -	0.00%	
Interest Revenue	\$ 7,763	\$ (0)	\$ (4,322)	\$ 10,880	\$ 463	\$ 0	\$ -	\$ -	0.00%	
38000 - Investment Income	\$ 7,763	\$ (0)	\$ (4,322)	\$ 10,880	\$ 463	\$ 0	\$ -	\$ -	0.00%	
Other	\$ -	\$ -	\$ -	\$ -	\$ -	\$ -	\$ -	\$ -	0.00%	
39900 - Fund Balance Utilization	\$ -	\$ -	\$ -	\$ -	\$ -	\$ -	\$ -	\$ -	0.00%	
Charges for Services	\$ -	\$ -	\$ -	\$ -	\$ -	\$ -	\$ -	\$ -	0.00%	
34660 - Impact Fees	\$ -	\$ -	\$ -	\$ -	\$ -	\$ -	\$ -	\$ -	0.00%	
Transfers In	\$ -	\$ (2,980)	\$ 2,980	\$ -	\$ -	\$ -	\$ -	\$ -	0.00%	
39000 - Transfer From Other Funds	\$ -	\$ (2,980)	\$ 2,980	\$ -	\$ -	\$ -	\$ -	\$ -	0.00%	
557 West Central Impact Fees	\$ 622	\$ 5	\$ (444)	\$ 1,744	\$ 402	\$ 0	\$ -	\$ -	0.00%	
Revenue	\$ 622	\$ 5	\$ (444)	\$ 1,744	\$ 402	\$ 0	\$ -	\$ -	0.00%	
Interest Revenue	\$ 622	\$ 5	\$ (444)	\$ 1,744	\$ 402	\$ 0	\$ -	\$ -	0.00%	
38000 - Investment Income	\$ 622	\$ 5	\$ (444)	\$ 1,744	\$ 402	\$ 0	\$ -	\$ -	0.00%	
Other	\$ -	\$ -	\$ -	\$ -	\$ -	\$ -	\$ -	\$ -	0.00%	
39900 - Fund Balance Utilization	\$ -	\$ -	\$ -	\$ -	\$ -	\$ -	\$ -	\$ -	0.00%	
Charges for Services	\$ -	\$ -	\$ -	\$ -	\$ -	\$ -	\$ -	\$ -	0.00%	
34660 - Impact Fees	\$ -	\$ -	\$ -	\$ -	\$ -	\$ -	\$ -	\$ -	0.00%	
558 North Impact Fees	\$ 603,567	\$ 2,830,697	\$ 2,139,575	\$ 2,800,381	\$ 1,996,962	\$ 5,163,760	\$ 6,901,967	\$ 3,258,000	74.82%	
Revenue	\$ 603,567	\$ 2,830,697	\$ 2,139,575	\$ 2,800,381	\$ 1,996,962	\$ 5,163,760	\$ 6,901,967	\$ 3,258,000	74.82%	
Interest Revenue	\$ 32,067	\$ (5,360)	\$ (100,815)	\$ 321,659	\$ 296,575	\$ 165,969	\$ 258,000	\$ 258,000	64.33%	
38000 - Investment Income	\$ 32,067	\$ (5,360)	\$ (100,815)	\$ 321,659	\$ 296,575	\$ 165,969	\$ 258,000	\$ 258,000	64.33%	
Other	\$ -	\$ 297	\$ -	\$ -	\$ -	\$ -	\$ -	\$ -	0.00%	
38900 - Miscellaneous Other	\$ -	\$ 297	\$ -	\$ -	\$ -	\$ -	\$ -	\$ -	0.00%	
39900 - Fund Balance Utilization	\$ -	\$ -	\$ -	\$ -	\$ -	\$ -	\$ -	\$ -	0.00%	
Reimbursements	\$ -	\$ -	\$ -	\$ -	\$ 115,000	\$ 3,643,967	\$ 3,643,967	\$ -	100.00%	
37151 - KDOT Service Reimbursement - State	\$ -	\$ -	\$ -	\$ -	\$ 115,000	\$ 3,643,967	\$ 3,643,967	\$ -	100.00%	


















































Committee Revenue Budget Report - by Account Detail

Through August 31, 2025 (75.0% YTD)

*2020, 2021, 2022, 2023 and 2024 Actual Fiscal Year

Department / Fund / Account Classification	2020 Actual Amount*	2021 Actual Amount*	2022 Actual Amount*	2023 Actual Amount*	2024 Actual Amount*	2025 Actual Amount	2025 Amended Budget	2025 Adopted Budget	2025 YTD% Actual/Amended Budget	2020 - 2025 Trend
Charges for Services	\$ 571,500	\$ 2,700,742	\$ 1,924,209	\$ 2,478,722	\$ 1,456,920	\$ 1,353,824	\$ 3,000,000	\$ 3,000,000	45.13%	
34660 - Impact Fees	\$ 571,500	\$ 2,700,742	\$ 1,924,209	\$ 2,478,722	\$ 1,456,920	\$ 1,353,824	\$ 3,000,000	\$ 3,000,000	45.13%	
Transfers In	\$ -	\$ 135,019	\$ 316,181	\$ -	\$ 128,467	\$ -	\$ -	\$ -	0.00%	
39000 - Transfer From Other Funds	\$ -	\$ 135,019	\$ 316,181	\$ -	\$ -	\$ -	\$ -	\$ -	0.00%	
39552 - Transfer from Greater Elgin Impact Fees Fund 552	\$ -	\$ -	\$ -	\$ -	\$ 64,294	\$ -	\$ -	\$ -	0.00%	
39553 - Transfer from Northwest Impact Fees Fund 553	\$ -	\$ -	\$ -	\$ -	\$ 18,816	\$ -	\$ -	\$ -	0.00%	
39556 - Transfer from Upper Fox Impact Fees Fund 556	\$ -	\$ -	\$ -	\$ -	\$ 45,356	\$ -	\$ -	\$ -	0.00%	
559 Central Impact Fees	\$ 313,718	\$ 454,322	\$ 621,012	\$ 967,927	\$ 771,010	\$ 470,630	\$ 3,272,679	\$ 3,272,679	14.38%	
Revenue	\$ 313,718	\$ 454,322	\$ 621,012	\$ 967,927	\$ 771,010	\$ 470,630	\$ 3,272,679	\$ 3,272,679	14.38%	
Interest Revenue	\$ 37,442	\$ (353)	\$ (42,193)	\$ 143,500	\$ 235,374	\$ 102,707	\$ 119,000	\$ 119,000	86.31%	
38000 - Investment Income	\$ 37,442	\$ (353)	\$ (42,193)	\$ 143,500	\$ 235,374	\$ 102,707	\$ 119,000	\$ 119,000	86.31%	
Other	\$ -	\$ -	\$ -	\$ -	\$ -	\$ -	\$ 2,353,679	\$ 2,353,679	0.00%	
39900 - Fund Balance Utilization	\$ -	\$ -	\$ -	\$ -	\$ -	\$ -	\$ 2,353,679	\$ 2,353,679	0.00%	
Reimbursements	\$ -	\$ -	\$ -	\$ -	\$ 6,814	\$ -	\$ -	\$ -	0.00%	
37151 - KDOT Service Reimbursement - State	\$ -	\$ -	\$ -	\$ -	\$ 6,814	\$ -	\$ -	\$ -	0.00%	
Charges for Services	\$ 276,276	\$ 360,775	\$ 641,365	\$ 824,375	\$ 449,497	\$ 367,923	\$ 800,000	\$ 800,000	45.99%	
34660 - Impact Fees	\$ 276,276	\$ 360,775	\$ 641,365	\$ 824,375	\$ 449,497	\$ 367,923	\$ 800,000	\$ 800,000	45.99%	
Transfers In	\$ -	\$ 93,900	\$ 21,840	\$ 52	\$ 79,326	\$ -	\$ -	\$ -	0.00%	
39000 - Transfer From Other Funds	\$ -	\$ 93,900	\$ -	\$ -	\$ -	\$ -	\$ -	\$ -	0.00%	
39551 - Transfer from Campton Hills Impact Fees Fund 551	\$ -	\$ -	\$ 2,500	\$ -	\$ 40,108	\$ -	\$ -	\$ -	0.00%	
39555 - Transfer from Tri-Cities Impact Fees Fund 555	\$ -	\$ -	\$ 17,340	\$ 52	\$ 1	\$ -	\$ -	\$ -	0.00%	
39557 - Transfer from West Central Impact Fees Fund 557	\$ -	\$ -	\$ 2,000	\$ -	\$ 39,217	\$ -	\$ -	\$ -	0.00%	
560 South Impact Fees	\$ 254,365	\$ 615,298	\$ 1,175,461	\$ 2,103,740	\$ 2,434,081	\$ 919,864	\$ 1,937,000	\$ 1,937,000	47.49%	
Revenue	\$ 254,365	\$ 615,298	\$ 1,175,461	\$ 2,103,740	\$ 2,434,081	\$ 919,864	\$ 1,937,000	\$ 1,937,000	47.49%	
Interest Revenue	\$ 61,217	\$ (1,128)	\$ (64,392)	\$ 225,647	\$ 421,662	\$ 195,322	\$ 187,000	\$ 187,000	104.45%	
38000 - Investment Income	\$ 61,217	\$ (1,128)	\$ (64,392)	\$ 225,647	\$ 421,662	\$ 195,322	\$ 187,000	\$ 187,000	104.45%	
Other	\$ -	\$ -	\$ -	\$ -	\$ -	\$ -	\$ -	\$ -	0.00%	
39900 - Fund Balance Utilization	\$ -	\$ -	\$ -	\$ -	\$ -	\$ -	\$ -	\$ -	0.00%	
Reimbursements	\$ -	\$ -	\$ -	\$ -	\$ 715,220	\$ -	\$ -	\$ -	0.00%	
37151 - KDOT Service Reimbursement - State	\$ -	\$ -	\$ -	\$ -	\$ 715,220	\$ -	\$ -	\$ -	0.00%	
Charges for Services	\$ 193,147	\$ 449,618	\$ 1,099,196	\$ 1,877,983	\$ 567,303	\$ 724,542	\$ 1,750,000	\$ 1,750,000	41.40%	
34660 - Impact Fees	\$ 193,147	\$ 449,618	\$ 1,099,196	\$ 1,877,983	\$ 567,303	\$ 724,542	\$ 1,750,000	\$ 1,750,000	41.40%	
Transfers In	\$ -	\$ 166,808	\$ 140,657	\$ 110	\$ 729,897	\$ -	\$ -	\$ -	0.00%	
39000 - Transfer From Other Funds	\$ -	\$ 166,808	\$ 87,492	\$ -	\$ -	\$ -	\$ -	\$ -	0.00%	
39550 - Transfer from Aurora Area Impact Fees Fund 550	\$ -	\$ -	\$ 10,000	\$ -	\$ 729,895	\$ -	\$ -	\$ -	0.00%	
39554 - Transfer from Southwest Impact Fees Fund 554	\$ -	\$ -	\$ 43,165	\$ 110	\$ 1	\$ -	\$ -	\$ -	0.00%	
Grand Total	\$ 49,165,742	\$ 58,409,109	\$ 58,442,048	\$ 62,009,616	\$ 82,859,097	\$ 57,338,329	\$ 112,073,975	\$ 111,981,037	51.16%	

Committee Expense Budget Report - by Account Detail
Through August 31, 2025 (75.0% YTD, 73.08% Payroll Expense through Pay Period Ending 08/16/2025)
*2020, 2021, 2022, 2023 and 2024 Actual Fiscal Year

Department / Fund / Account Classification	2020 Actual Amount*	2021 Actual Amount*	2022 Actual Amount*	2023 Actual Amount*	2024 Actual Amount*	2025 Actual Amount	2025 Amended Budget	2025 Adopted Budget	2025 YTD% Actual/Amended Budget	2020 - 2025 Trend
520 Transportation	\$ 56,890,083	\$ 37,561,411	\$ 36,164,414	\$ 63,816,498	\$ 66,431,066	\$ 31,873,885	\$ 112,073,975	\$ 111,981,037	28.44%	
300 County Highway	\$ 6,267,168	\$ 6,904,614	\$ 6,628,603	\$ 7,344,275	\$ 7,971,978	\$ 6,180,011	\$ 13,894,542	\$ 13,810,033	44.48%	
Expenses	\$ 6,267,168	\$ 6,904,614	\$ 6,628,603	\$ 7,344,275	\$ 7,971,978	\$ 6,180,011	\$ 13,894,542	\$ 13,810,033	44.48%	
Personnel Services- Salaries & Wages	\$ 2,356,718	\$ 2,430,666	\$ 2,710,850	\$ 2,843,771	\$ 2,977,056	\$ 2,213,935	\$ 3,742,059	\$ 3,691,888	59.16%	
40000 - Salaries and Wages	\$ 2,258,646	\$ 2,351,668	\$ 2,622,832	\$ 2,727,277	\$ 2,877,711	\$ 2,130,985	\$ 3,622,059	\$ 3,571,888	58.83%	
40002 - Non-Union Wage Increase	\$ -	\$ -	\$ -	\$ -	\$ -	\$ -	\$ -	\$ -	0.00%	
40003 - Cost of Living Increase	\$ -	\$ -	\$ -	\$ -	\$ -	\$ -	\$ -	\$ -	0.00%	
40007 - Equity Study Adjustments	\$ -	\$ -	\$ -	\$ -	\$ -	\$ -	\$ -	\$ -	0.00%	
40200 - Overtime Salaries	\$ 98,073	\$ 78,998	\$ 88,017	\$ 116,495	\$ 99,346	\$ 82,950	\$ 120,000	\$ 120,000	69.13%	
Personnel Services- Employee Benefits	\$ 838,079	\$ 889,200	\$ 971,241	\$ 968,115	\$ 954,435	\$ 727,690	\$ 1,209,276	\$ 1,201,825	60.18%	
45000 - Healthcare Contribution	\$ 404,364	\$ 410,757	\$ 500,871	\$ 531,357	\$ 521,713	\$ 374,044	\$ 637,906	\$ 637,906	58.64%	
45010 - Dental Contribution	\$ 10,826	\$ 11,679	\$ 12,091	\$ 12,086	\$ 12,460	\$ 8,202	\$ 16,126	\$ 16,126	50.86%	
45100 - FICA/SS Contribution	\$ 172,443	\$ 178,624	\$ 199,631	\$ 209,746	\$ 219,350	\$ 164,092	\$ 286,153	\$ 282,312	57.34%	
45200 - IMRF Contribution	\$ 180,561	\$ 204,835	\$ 177,200	\$ 142,096	\$ 131,810	\$ 116,594	\$ 204,332	\$ 201,591	57.06%	
53010 - Workers Compensation	\$ 69,885	\$ 83,305	\$ 81,448	\$ 72,830	\$ 69,101	\$ 64,759	\$ 64,759	\$ 63,890	100.00%	
Contractual Services	\$ 1,395,458	\$ 1,977,404	\$ 1,636,450	\$ 1,458,465	\$ 1,407,561	\$ 848,458	\$ 4,330,710	\$ 4,328,823	19.59%	
50140 - Engineering Services	\$ 678,369	\$ 1,201,855	\$ 997,416	\$ 706,017	\$ 550,918	\$ 154,362	\$ 2,965,000	\$ 2,965,000	5.21%	
50150 - Contractual/Consulting Services	\$ 210,569	\$ 290,066	\$ 131,397	\$ 123,937	\$ 238,080	\$ 182,255	\$ 486,019	\$ 486,019	37.50%	
50160 - Legal Services	\$ 107,675	\$ 86,500	\$ 48,000	\$ 113,065	\$ 56,085	\$ 36,000	\$ 225,000	\$ 225,000	16.00%	
50210 - Medical/Dental/Hospital Services	\$ 1,855	\$ 2,704	\$ 1,235	\$ 505	\$ 3,846	\$ 2,101	\$ 1,317	\$ 1,317	159.56%	
50330 - Northeast IL Plan and Metro Srvs	\$ 27,143	\$ 27,143	\$ 27,143	\$ 54,286	\$ 56,457	\$ 59,172	\$ 59,286	\$ 59,286	99.81%	
50340 - Software Licensing Cost	\$ 37,906	\$ 47,261	\$ 44,379	\$ 64,333	\$ 80,434	\$ 88,120	\$ 122,764	\$ 122,764	71.78%	
50480 - Security Services	\$ 20,564	\$ 8,236	\$ 10,743	\$ 10,752	\$ 15,806	\$ 11,106	\$ 18,000	\$ 18,000	61.70%	
52000 - Disposal and Water Softener Srvs	\$ 23,944	\$ 13,508	\$ 12,620	\$ 17,499	\$ 17,493	\$ 12,537	\$ 26,000	\$ 26,000	48.22%	
52010 - Janitorial Services	\$ 25,753	\$ 28,039	\$ 29,113	\$ 40,726	\$ 36,888	\$ 27,114	\$ 42,000	\$ 42,000	64.56%	
52020 - Repairs and Maintenance- Roads	\$ -	\$ -	\$ -	\$ -	\$ -	\$ -	\$ -	\$ -	0.00%	
52110 - Repairs and Maint- Buildings	\$ 30,544	\$ 54,492	\$ 80,411	\$ 28,513	\$ 101,016	\$ 28,173	\$ 88,692	\$ 88,692	31.76%	
52120 - Repairs and Maint- Grounds	\$ 9,316	\$ 9,524	\$ 11,671	\$ 15,041	\$ 14,265	\$ 22,261	\$ 16,895	\$ 16,895	131.76%	
52140 - Repairs and Maint- Copiers	\$ 2,820	\$ 2,783	\$ 3,941	\$ 6,067	\$ 3,838	\$ 3,641	\$ 6,120	\$ 6,120	59.49%	
52150 - Repairs and Maint- Comm Equip	\$ 7,907	\$ -	\$ -	\$ -	\$ -	\$ -	\$ -	\$ -	0.00%	
52160 - Repairs and Maint- Equipment	\$ 12,200	\$ 9,772	\$ 6,002	\$ 6,862	\$ 7,138	\$ 12,384	\$ 12,000	\$ 12,000	103.20%	
52215 - Vehicle Lease	\$ 55,769	\$ 68,769	\$ 76,548	\$ 68,252	\$ -	\$ -	\$ -	\$ -	0.00%	
52230 - Repairs and Maint- Vehicles	\$ 27,251	\$ 14,745	\$ 18,384	\$ 14,364	\$ 26,836	\$ 9,610	\$ 21,000	\$ 21,000	45.76%	
52240 - Repairs and Maint- Office Equip	\$ -	\$ 1,278	\$ 1,897	\$ 2,037	\$ -	\$ -	\$ 3,577	\$ 3,577	0.00%	
53000 - Liability Insurance	\$ 57,278	\$ 53,114	\$ 67,485	\$ 95,794	\$ 100,422	\$ 134,379	\$ 134,379	\$ 132,518	100.00%	
53020 - Unemployment Claims	\$ 1,645	\$ 1,678	\$ 2,037	\$ 1,313	\$ 1,615	\$ 1,812	\$ 1,812	\$ 1,786	100.00%	
53060 - General Printing	\$ 150	\$ 502	\$ 152	\$ 75	\$ 169	\$ 368	\$ 150	\$ 150	245.00%	
53070 - Legal Printing	\$ 2,652	\$ 4,158	\$ 2,158	\$ 1,419	\$ 2,612	\$ 7,287	\$ 2,000	\$ 2,000	364.35%	
53080 - Mapping	\$ -	\$ -	\$ -	\$ 8,560	\$ -	\$ -	\$ 13,000	\$ 13,000	0.00%	
53100 - Conferences and Meetings	\$ 9,244	\$ 20,320	\$ 21,407	\$ 33,488	\$ 33,967	\$ 31,393	\$ 36,000	\$ 36,000	87.20%	
53110 - Employee Training	\$ 7,133	\$ 9,157	\$ 15,922	\$ 15,594	\$ 30,331	\$ 8,273	\$ 16,500	\$ 16,500	50.14%	
53120 - Employee Mileage Expense	\$ 1,713	\$ 870	\$ 5,120	\$ 5,014	\$ 4,871	\$ 2,380	\$ 6,000	\$ 6,000	39.67%	
53130 - General Association Dues	\$ 19,197	\$ 20,186	\$ 21,194	\$ 24,614	\$ 24,473	\$ 13,731	\$ 26,856	\$ 26,856	51.13%	
55000 - Miscellaneous Contractual Exp	\$ 16,858	\$ 744	\$ 74	\$ 336	\$ -	\$ -	\$ 343	\$ 343	0.00%	
Commodities	\$ 442,073	\$ 575,259	\$ 611,509	\$ 625,789	\$ 634,723	\$ 416,001	\$ 836,781	\$ 836,781	49.71%	
60000 - Office Supplies	\$ 13,850	\$ 11,535	\$ 13,918	\$ 22,745	\$ 18,527	\$ 14,014	\$ 23,000	\$ 23,000	60.93%	
60010 - Operating Supplies	\$ 16,715	\$ 18,445	\$ 20,981	\$ 16,823	\$ 26,253	\$ 17,982	\$ 21,631	\$ 21,631	83.13%	
60040 - Postage	\$ 66	\$ 66	\$ 202	\$ 60	\$ 318	\$ 103	\$ 300	\$ 300	34.18%	
60050 - Books and Subscriptions	\$ 473	\$ 1,590	\$ 203	\$ 801	\$ 235	\$ 1,849	\$ 1,500	\$ 1,500	123.29%	

Committee Expense Budget Report - by Account Detail
Through August 31, 2025 (75.0% YTD, 73.08% Payroll Expense through Pay Period Ending 08/16/2025)
*2020, 2021, 2022, 2023 and 2024 Actual Fiscal Year

Department / Fund / Account Classification	2020 Actual Amount*	2021 Actual Amount*	2022 Actual Amount*	2023 Actual Amount*	2024 Actual Amount*	2025 Actual Amount	2025 Amended Budget	2025 Adopted Budget	2025 YTD% Actual/Amended Budget	2020 - 2025 Trend
60060 - Computer Software- Non Capital	\$ -	\$ -	\$ -	\$ 1,940	\$ -	\$ 7,538	\$ -	\$ -	0.00%	
60070 - Computer Hardware- Non Capital	\$ 28,267	\$ 16,043	\$ 6,825	\$ 32,159	\$ 30,148	\$ 15,309	\$ 103,100	\$ 103,100	14.85%	
60340 - Buildings and Grounds Supplies	\$ 13,837	\$ 26,593	\$ 25,196	\$ 32,881	\$ 51,090	\$ 26,883	\$ 34,000	\$ 34,000	79.07%	
60370 - Tools	\$ -	\$ -	\$ -	\$ -	\$ -	\$ -	\$ -	\$ -	0.00%	
60380 - Liquid Salt	\$ -	\$ 4,043	\$ 30,790	\$ 26,120	\$ 27,324	\$ 2,566	\$ 40,000	\$ 40,000	6.41%	
60400 - Crushed Stone	\$ 5,278	\$ 3,974	\$ 3,028	\$ 3,250	\$ 6,641	\$ 4,627	\$ 5,250	\$ 5,250	88.14%	
60410 - Culverts	\$ -	\$ -	\$ -	\$ -	\$ -	\$ -	\$ -	\$ -	0.00%	
60430 - Sign Material	\$ 33,533	\$ 49,249	\$ 54,531	\$ 48,659	\$ 62,620	\$ 33,921	\$ 60,000	\$ 60,000	56.53%	
60440 - Traffic Markers and Barricades	\$ -	\$ -	\$ -	\$ -	\$ -	\$ -	\$ -	\$ -	0.00%	
63000 - Utilities- Natural Gas	\$ 25,893	\$ 27,954	\$ 39,193	\$ 37,136	\$ 28,439	\$ 29,432	\$ 45,000	\$ 45,000	65.40%	
63010 - Utilities- Electric	\$ 21,790	\$ 22,128	\$ 18,094	\$ 29,300	\$ 31,819	\$ 26,626	\$ 38,000	\$ 38,000	70.07%	
63020 - Utilities- Intersect Lighting	\$ 121,724	\$ 113,947	\$ 98,868	\$ 107,752	\$ 100,647	\$ 75,288	\$ 120,000	\$ 120,000	62.74%	
63040 - Fuel- Vehicles	\$ 120,430	\$ 241,045	\$ 255,981	\$ 227,906	\$ 210,028	\$ 138,302	\$ 300,000	\$ 300,000	46.10%	
64000 - Telephone	\$ 23,286	\$ 20,834	\$ 24,905	\$ 20,642	\$ 23,188	\$ 11,923	\$ 25,000	\$ 25,000	47.69%	
64010 - Cellular Phone	\$ 16,931	\$ 17,814	\$ 18,796	\$ 17,613	\$ 17,445	\$ 9,638	\$ 20,000	\$ 20,000	48.19%	
Transfers Out	\$ 185,260	\$ 182,063	\$ 172,588	\$ 184,111	\$ 283,293	\$ 305,216	\$ 305,216	\$ 280,216	100.00%	
99000 - Transfer To Other Funds	\$ 185,260	\$ 182,063	\$ -	\$ -	\$ -	\$ -	\$ -	\$ -	0.00%	
99001 - Transfer to General Fund 001	\$ -	\$ -	\$ 172,588	\$ 184,111	\$ 183,293	\$ 180,216	\$ 180,216	\$ 180,216	100.00%	
99010 - Transfer To Insurance Liability Fund 010	\$ -	\$ -	\$ -	\$ -	\$ 100,000	\$ 125,000	\$ 125,000	\$ 100,000	100.00%	
Capital	\$ 1,049,580	\$ 850,022	\$ 525,965	\$ 1,264,025	\$ 1,714,910	\$ 1,668,712	\$ 3,470,500	\$ 3,470,500	48.08%	
70000 - Computers	\$ -	\$ -	\$ -	\$ -	\$ -	\$ -	\$ 1,500	\$ 1,500	0.00%	
70020 - Computer Software- Capital	\$ 23,839	\$ 161,134	\$ 217,088	\$ 208,070	\$ 75,780	\$ 38,830	\$ 249,000	\$ 249,000	15.59%	
70060 - Communications Equipment	\$ -	\$ -	\$ -	\$ -	\$ -	\$ -	\$ 250,000	\$ 250,000	0.00%	
70070 - Automotive Equipment	\$ 297,380	\$ 491,710	\$ -	\$ 882,077	\$ 1,502,786	\$ 1,299,164	\$ 2,025,000	\$ 2,025,000	64.16%	
70080 - Office Furniture	\$ 80,247	\$ 20,823	\$ -	\$ 62,876	\$ -	\$ -	\$ -	\$ -	0.00%	
70100 - Copiers	\$ -	\$ -	\$ -	\$ -	\$ -	\$ -	\$ -	\$ -	0.00%	
70110 - Machinery and Equipment	\$ 284,890	\$ 54,991	\$ 78,494	\$ 42,553	\$ 115,404	\$ 330,718	\$ 535,000	\$ 535,000	61.82%	
70120 - Special Purpose Equipment	\$ 28,000	\$ -	\$ -	\$ -	\$ 20,940	\$ -	\$ -	\$ -	0.00%	
72010 - Building Improvements	\$ 316,199	\$ 120,673	\$ 229,169	\$ 67,898	\$ -	\$ -	\$ 375,000	\$ 375,000	0.00%	
73000 - Road Construction	\$ 2,874	\$ -	\$ -	\$ -	\$ -	\$ -	\$ -	\$ -	0.00%	
74010 - Highway Right of Way	\$ 16,151	\$ 691	\$ 1,215	\$ 551	\$ -	\$ -	\$ 35,000	\$ 35,000	0.00%	
Contingency and Other	\$ -	\$ -	\$ -	\$ -	\$ -	\$ -	\$ -	\$ -	0.00%	
89000 - Addition to Fund Balance	\$ -	\$ -	\$ -	\$ -	\$ -	\$ -	\$ -	\$ -	0.00%	
301 County Bridge	\$ 565,263	\$ 268,718	\$ 444,359	\$ 403,338	\$ 409,222	\$ 154,496	\$ 525,000	\$ 525,000	29.43%	
Expenses	\$ 565,263	\$ 268,718	\$ 444,359	\$ 403,338	\$ 409,222	\$ 154,496	\$ 525,000	\$ 525,000	29.43%	
Contractual Services	\$ 565,263	\$ 268,718	\$ 444,359	\$ 403,338	\$ 409,222	\$ 154,496	\$ 525,000	\$ 525,000	29.43%	
52100 - Bridge Inspection	\$ 565,263	\$ 268,718	\$ 444,359	\$ 403,338	\$ 409,222	\$ 154,496	\$ 525,000	\$ 525,000	29.43%	
Contingency and Other	\$ -	\$ -	\$ -	\$ -	\$ -	\$ -	\$ -	\$ -	0.00%	
89000 - Addition to Fund Balance	\$ -	\$ -	\$ -	\$ -	\$ -	\$ -	\$ -	\$ -	0.00%	
302 Motor Fuel Tax	\$ 7,717,547	\$ 5,192,860	\$ 6,324,076	\$ 18,910,094	\$ 18,709,228	\$ 7,372,299	\$ 29,012,731	\$ 29,004,302	25.41%	
Expenses	\$ 7,717,547	\$ 5,192,860	\$ 6,324,076	\$ 18,910,094	\$ 18,709,228	\$ 7,372,299	\$ 29,012,731	\$ 29,004,302	25.41%	
Personnel Services- Salaries & Wages	\$ 2,228,137	\$ 2,617,547	\$ 2,475,105	\$ 2,680,793	\$ 2,808,103	\$ 2,157,886	\$ 3,187,372	\$ 3,180,268	67.70%	
40000 - Salaries and Wages	\$ 2,263,507	\$ 2,339,806	\$ 2,301,405	\$ 2,562,431	\$ 2,679,444	\$ 2,036,733	\$ 2,887,372	\$ 2,880,268	70.54%	
40002 - Non-Union Wage Increase	\$ -	\$ -	\$ -	\$ -	\$ -	\$ -	\$ -	\$ -	0.00%	
40003 - Cost of Living Increase	\$ -	\$ -	\$ -	\$ -	\$ -	\$ -	\$ -	\$ -	0.00%	
40007 - Equity Study Adjustments	\$ -	\$ -	\$ -	\$ -	\$ -	\$ -	\$ -	\$ -	0.00%	
40009 - Salaries and Wages Subsidy	\$ (126,429)	\$ -	\$ -	\$ -	\$ -	\$ -	\$ -	\$ -	0.00%	














































Committee Expense Budget Report - by Account Detail
Through August 31, 2025 (75.0% YTD, 73.08% Payroll Expense through Pay Period Ending 08/16/2025)
*2020, 2021, 2022, 2023 and 2024 Actual Fiscal Year

Department / Fund / Account Classification	2020 Actual Amount*	2021 Actual Amount*	2022 Actual Amount*	2023 Actual Amount*	2024 Actual Amount*	2025 Actual Amount	2025 Amended Budget	2025 Adopted Budget	2025 YTD% Actual/Amended Budget	2020 - 2025 Trend
40200 - Overtime Salaries	\$ 91,059	\$ 277,740	\$ 173,700	\$ 118,361	\$ 128,659	\$ 121,154	\$ 300,000	\$ 300,000	40.38%	
Personnel Services- Employee Benefits	\$ 469,134	\$ 560,894	\$ 494,166	\$ 480,058	\$ 490,870	\$ 418,809	\$ 558,608	\$ 557,550	74.97%	
45000 - Healthcare Contribution	\$ 70,479	\$ 70,596	\$ 77,722	\$ 88,704	\$ 97,634	\$ 89,492	\$ 93,616	\$ 93,616	95.60%	
45009 - Healthcare Subsidy	\$ (31)	\$ -	\$ -	\$ -	\$ -	\$ -	\$ -	\$ -	0.00%	
45010 - Dental Contribution	\$ 2,439	\$ 2,666	\$ 2,666	\$ 2,946	\$ 3,097	\$ 2,271	\$ 2,872	\$ 2,872	79.06%	
45019 - Dental Subsidy	\$ 2	\$ -	\$ -	\$ -	\$ -	\$ -	\$ -	\$ -	0.00%	
45100 - FICA/SS Contribution	\$ 170,552	\$ 191,384	\$ 180,435	\$ 195,974	\$ 206,301	\$ 158,631	\$ 232,895	\$ 232,350	68.11%	
45109 - FICA/SS Subsidy	\$ (7,884)	\$ -	\$ -	\$ -	\$ -	\$ -	\$ -	\$ -	0.00%	
45200 - IMRF Contribution	\$ 182,060	\$ 222,656	\$ 162,628	\$ 132,746	\$ 125,192	\$ 113,246	\$ 174,056	\$ 173,667	65.06%	
45209 - IMRF Subsidy	\$ (10,165)	\$ -	\$ -	\$ -	\$ -	\$ -	\$ -	\$ -	0.00%	
53010 - Workers Compensation	\$ 61,682	\$ 73,593	\$ 70,715	\$ 59,688	\$ 58,646	\$ 55,169	\$ 55,169	\$ 55,045	100.00%	
Contractual Services	\$ 954,855	\$ 1,365,413	\$ 1,412,958	\$ 6,137,106	\$ 8,543,328	\$ 3,826,106	\$ 17,158,813	\$ 17,158,546	22.30%	
50140 - Engineering Services	\$ 902,298	\$ 1,317,009	\$ 1,352,598	\$ 1,557,521	\$ 2,517,909	\$ 1,881,889	\$ 11,050,247	\$ 11,050,247	17.03%	
50510 - Debt Administration Cost	\$ 550	\$ -	\$ -	\$ -	\$ -	\$ -	\$ -	\$ -	0.00%	
52080 - Repairs and Maint- Resurfacing	\$ -	\$ -	\$ -	\$ 4,500,000	\$ 5,938,820	\$ 1,835,652	\$ 6,000,000	\$ 6,000,000	30.59%	
53000 - Liability Insurance	\$ 50,555	\$ 46,922	\$ 58,592	\$ 78,509	\$ 85,228	\$ 107,122	\$ 107,122	\$ 106,858	100.00%	
53020 - Unemployment Claims	\$ 1,452	\$ 1,482	\$ 1,768	\$ 1,076	\$ 1,371	\$ 1,444	\$ 1,444	\$ 1,441	100.00%	
Transfers Out	\$ 3,599,801	\$ 108,698	\$ 92,169	\$ 104,868	\$ 109,934	\$ 107,411	\$ 107,411	\$ 107,411	100.00%	
99000 - Transfer To Other Funds	\$ 3,599,801	\$ 108,698	\$ -	\$ -	\$ -	\$ -	\$ -	\$ -	0.00%	
99001 - Transfer to General Fund 001	\$ -	\$ -	\$ 92,169	\$ 104,868	\$ 109,934	\$ 107,411	\$ 107,411	\$ 107,411	100.00%	
Capital	\$ 1,200	\$ 34,018	\$ 1,344,895	\$ 8,938,336	\$ 6,135,880	\$ 445,172	\$ 7,254,847	\$ 7,254,847	6.14%	
73000 - Road Construction	\$ 1,200	\$ -	\$ 1,320,230	\$ 8,921,336	\$ 6,035,880	\$ (237,988)	\$ 3,154,847	\$ 3,154,847	(7.54%)	
73010 - Bridge Construction	\$ -	\$ -	\$ -	\$ -	\$ -	\$ 637,200	\$ 3,000,000	\$ 3,000,000	21.24%	
74010 - Highway Right of Way	\$ -	\$ 34,018	\$ 24,665	\$ 17,000	\$ 100,000	\$ 45,960	\$ 1,100,000	\$ 1,100,000	4.18%	
Services	\$ 464,420	\$ 506,290	\$ 504,784	\$ 568,934	\$ 621,112	\$ 416,914	\$ 745,680	\$ 745,680	55.91%	
45410 - Teamsters Contribution	\$ 464,420	\$ 506,290	\$ 504,784	\$ 568,934	\$ 621,112	\$ 416,914	\$ 745,680	\$ 745,680	55.91%	
303 County Highway Matching	\$ -	\$ -	\$ 81,146	\$ 81,850	\$ 300,000	\$ 155,530	\$ 160,000	\$ 160,000	97.21%	
Expenses	\$ -	\$ -	\$ 81,146	\$ 81,850	\$ 300,000	\$ 155,530	\$ 160,000	\$ 160,000	97.21%	
Commodities	\$ -	\$ -	\$ 81,146	\$ 81,850	\$ 300,000	\$ 155,530	\$ 160,000	\$ 160,000	97.21%	
60390 - Rock Salt	\$ -	\$ -	\$ 81,146	\$ 81,850	\$ 300,000	\$ 155,530	\$ 160,000	\$ 160,000	97.21%	
Capital	\$ -	\$ -	\$ -	\$ -	\$ -	\$ -	\$ -	\$ -	0.00%	
74010 - Highway Right of Way	\$ -	\$ -	\$ -	\$ -	\$ -	\$ -	\$ -	\$ -	0.00%	
Contingency and Other	\$ -	\$ -	\$ -	\$ -	\$ -	\$ -	\$ -	\$ -	0.00%	
89000 - Addition to Fund Balance	\$ -	\$ -	\$ -	\$ -	\$ -	\$ -	\$ -	\$ -	0.00%	
304 Motor Fuel Local Option	\$ 12,159,759	\$ 10,375,090	\$ 11,208,752	\$ 11,217,227	\$ 5,724,386	\$ 2,927,574	\$ 14,854,492	\$ 14,854,492	19.71%	
Expenses	\$ 12,159,759	\$ 10,375,090	\$ 11,208,752	\$ 11,217,227	\$ 5,724,386	\$ 2,927,574	\$ 14,854,492	\$ 14,854,492	19.71%	
Contractual Services	\$ 9,619,982	\$ 7,566,395	\$ 9,378,978	\$ 7,919,342	\$ 3,162,168	\$ 563,662	\$ 9,619,492	\$ 9,619,492	5.86%	
50140 - Engineering Services	\$ 850,519	\$ 325,958	\$ 374,589	\$ 404,378	\$ 456,330	\$ 397,889	\$ 2,603,000	\$ 2,603,000	15.29%	
52020 - Repairs and Maintenance- Roads	\$ 10,720	\$ 4,666	\$ 12,679	\$ 22,606	\$ 40,386	\$ 18,294	\$ 86,492	\$ 86,492	21.15%	
52040 - Repairs and Maintenance- Bridges	\$ 1,324,482	\$ 686,758	\$ 444,477	\$ 153,886	\$ -	\$ 147,479	\$ 1,980,000	\$ 1,980,000	7.45%	
52050 - Repairs and Maint- Cracksealing	\$ 431,577	\$ -	\$ 406,438	\$ 790,773	\$ 243,264	\$ -	\$ 625,000	\$ 625,000	0.00%	
52070 - Repairs and Maint- Pavement Mark	\$ 928,494	\$ 766,626	\$ 1,011,857	\$ 960,876	\$ 1,410,403	\$ -	\$ 1,550,000	\$ 1,550,000	0.00%	
52080 - Repairs and Maint- Resurfacing	\$ 5,594,752	\$ 5,782,388	\$ 7,128,939	\$ 5,586,822	\$ 301,476	\$ -	\$ 2,000,000	\$ 2,000,000	0.00%	
52280 - Pavement Preservation	\$ 479,438	\$ -	\$ -	\$ -	\$ 710,309	\$ -	\$ 775,000	\$ 775,000	0.00%	
Commodities	\$ 1,700,421	\$ 2,218,754	\$ 1,795,361	\$ 2,426,294	\$ 2,172,174	\$ 1,756,888	\$ 3,257,000	\$ 3,257,000	53.94%	
60210 - Uniform Supplies	\$ 23,280	\$ 22,016	\$ 23,211	\$ 24,851	\$ 24,721	\$ 12,149	\$ 40,000	\$ 40,000	30.37%	
60330 - Vehicle Parts/Supplies	\$ 135,972	\$ 150,141	\$ 172,641	\$ 160,693	\$ 203,693	\$ 140,156	\$ 175,000	\$ 175,000	80.09%	

Committee Expense Budget Report - by Account Detail
Through August 31, 2025 (75.0% YTD, 73.08% Payroll Expense through Pay Period Ending 08/16/2025)
*2020, 2021, 2022, 2023 and 2024 Actual Fiscal Year

Department / Fund / Account Classification	2020 Actual Amount*	2021 Actual Amount*	2022 Actual Amount*	2023 Actual Amount*	2024 Actual Amount*	2025 Actual Amount	2025 Amended Budget	2025 Adopted Budget	2025 YTD% Actual/Amended Budget	2020 - 2025 Trend
60360 - Equipment Parts/Supplies	\$ 74,063	\$ 84,691	\$ 77,411	\$ 97,993	\$ 124,043	\$ 89,662	\$ 100,000	\$ 100,000	89.66%	
60370 - Tools	\$ 13,404	\$ 9,277	\$ 6,317	\$ 12,074	\$ 9,566	\$ 14,850	\$ 15,000	\$ 15,000	99.00%	
60390 - Rock Salt	\$ 844,899	\$ 1,038,303	\$ 823,901	\$ 619,745	\$ 288,032	\$ 553,421	\$ 752,000	\$ 752,000	73.59%	
60410 - Culverts	\$ 5,853	\$ 2,106	\$ 8,013	\$ 3,424	\$ 8,363	\$ 9,709	\$ 15,000	\$ 15,000	64.72%	
60420 - Road Material	\$ 26,621	\$ 20,129	\$ 13,215	\$ 35,565	\$ 34,634	\$ 17,716	\$ 40,000	\$ 40,000	44.29%	
60440 - Traffic Markers and Barricades	\$ -	\$ 1,388	\$ 8,310	\$ 990	\$ 4,612	\$ -	\$ 15,000	\$ 15,000	0.00%	
63020 - Utilities- Intersect Lighting	\$ 576,330	\$ 890,703	\$ 662,341	\$ 1,470,958	\$ 1,474,512	\$ 918,829	\$ 2,105,000	\$ 2,105,000	43.65%	
63040 - Fuel- Vehicles	\$ -	\$ -	\$ -	\$ -	\$ -	\$ 396	\$ -	\$ -	0.00%	
Transfers Out	\$ 56,241	\$ 57,041	\$ -	\$ -	\$ -	\$ -	\$ -	\$ -	0.00%	
99000 - Transfer To Other Funds	\$ 56,241	\$ 57,041	\$ -	\$ -	\$ -	\$ -	\$ -	\$ -	0.00%	
Capital	\$ 783,115	\$ 532,900	\$ 34,413	\$ 871,591	\$ 390,044	\$ 607,023	\$ 1,978,000	\$ 1,978,000	30.69%	
70110 - Machinery and Equipment	\$ -	\$ -	\$ -	\$ 55,549	\$ -	\$ -	\$ -	\$ -	0.00%	
73000 - Road Construction	\$ 783,115	\$ -	\$ -	\$ 813,942	\$ 390,044	\$ 607,023	\$ 1,968,000	\$ 1,968,000	30.84%	
73010 - Bridge Construction	\$ -	\$ 532,280	\$ 25,313	\$ -	\$ -	\$ -	\$ -	\$ -	0.00%	
74010 - Highway Right of Way	\$ -	\$ 620	\$ 9,100	\$ 2,100	\$ -	\$ -	\$ 10,000	\$ 10,000	0.00%	
Contingency and Other	\$ -	\$ -	\$ -	\$ -	\$ -	\$ -	\$ -	\$ -	0.00%	
89000 - Addition to Fund Balance	\$ -	\$ -	\$ -	\$ -	\$ -	\$ -	\$ -	\$ -	0.00%	
305 Transportation Sales Tax	\$ 19,403,185	\$ 12,086,200	\$ 8,909,177	\$ 21,040,419	\$ 13,192,455	\$ 8,598,492	\$ 40,574,359	\$ 32,651,531	21.19%	
Expenses	\$ 19,403,185	\$ 12,086,200	\$ 8,909,177	\$ 21,040,419	\$ 13,192,455	\$ 8,598,492	\$ 40,574,359	\$ 32,651,531	21.19%	
Contractual Services	\$ 6,360,114	\$ 3,607,579	\$ 4,099,154	\$ 6,926,363	\$ 6,872,660	\$ 3,475,831	\$ 11,928,006	\$ 11,928,006	29.14%	
50140 - Engineering Services	\$ 4,607,985	\$ 3,459,489	\$ 2,635,083	\$ 5,516,116	\$ 4,994,191	\$ 1,865,042	\$ 8,544,256	\$ 8,544,256	21.83%	
50150 - Contractual/Consulting Services	\$ 9,250	\$ 28,000	\$ 55,231	\$ 57,648	\$ 37,969	\$ 41,500	\$ 203,750	\$ 203,750	20.37%	
52040 - Repairs and Maintenance- Bridges	\$ 730,357	\$ -	\$ -	\$ 167,453	\$ -	\$ -	\$ -	\$ -	0.00%	
52070 - Repairs and Maint- Pavement Mark	\$ -	\$ -	\$ -	\$ -	\$ -	\$ -	\$ -	\$ -	0.00%	
52080 - Repairs and Maint- Resurfacing	\$ 877,522	\$ -	\$ -	\$ -	\$ -	\$ -	\$ -	\$ -	0.00%	
52280 - Pavement Preservation	\$ -	\$ -	\$ -	\$ -	\$ -	\$ -	\$ -	\$ -	0.00%	
55010 - External Grants	\$ 135,000	\$ 120,090	\$ 1,408,841	\$ 1,185,146	\$ 1,840,499	\$ 1,569,289	\$ 3,180,000	\$ 3,180,000	49.35%	
Transfers Out	\$ -	\$ -	\$ 963,995	\$ 1,720,965	\$ 1,095,675	\$ 3,592,428	\$ 7,922,828	\$ -	45.34%	
99000 - Transfer To Other Funds	\$ -	\$ -	\$ -	\$ -	\$ -	\$ -	\$ -	\$ -	0.00%	
99001 - Transfer to General Fund 001	\$ -	\$ -	\$ -	\$ 2,085	\$ -	\$ -	\$ -	\$ -	0.00%	
99624 - Transfer to Longmeadow Debt Service Fund 624	\$ -	\$ -	\$ 963,995	\$ 1,718,880	\$ 1,095,675	\$ 3,592,428	\$ 7,922,828	\$ -	45.34%	
Capital	\$ 13,043,072	\$ 8,478,621	\$ 3,846,028	\$ 12,393,091	\$ 5,224,121	\$ 1,530,233	\$ 20,723,525	\$ 20,723,525	7.38%	
70120 - Special Purpose Equipment	\$ -	\$ -	\$ -	\$ -	\$ -	\$ -	\$ 100,251	\$ 100,251	0.00%	
73000 - Road Construction	\$ 3,660,899	\$ 7,652,776	\$ 1,980,953	\$ 10,606,660	\$ 4,920,744	\$ 1,293,736	\$ 18,813,274	\$ 18,813,274	6.88%	
73010 - Bridge Construction	\$ 2,239,257	\$ 270,458	\$ 1,230,984	\$ 1,419,376	\$ 276,975	\$ 29,618	\$ -	\$ -	0.00%	
74010 - Highway Right of Way	\$ 7,142,916	\$ 555,388	\$ 634,091	\$ 367,055	\$ 26,402	\$ 206,879	\$ 1,810,000	\$ 1,810,000	11.43%	
Contingency and Other	\$ -	\$ -	\$ -	\$ -	\$ -	\$ -	\$ -	\$ -	0.00%	
89000 - Addition to Fund Balance	\$ -	\$ -	\$ -	\$ -	\$ -	\$ -	\$ -	\$ -	0.00%	
Debt Service	\$ -	\$ -	\$ -	\$ -	\$ -	\$ -	\$ -	\$ -	0.00%	
80500 - Debt Service Requirement	\$ -	\$ -	\$ -	\$ -	\$ -	\$ -	\$ -	\$ -	0.00%	
515 Longmeadow Bond Construction	\$ 5,199,372	\$ 432,281	\$ 115,263	\$ -	\$ 18,112,917	\$ 933,205	\$ 941,205	\$ 12,508,000	99.15%	
Expenses	\$ 5,199,372	\$ 432,281	\$ 115,263	\$ -	\$ 18,112,917	\$ 933,205	\$ 941,205	\$ 12,508,000	99.15%	
Contractual Services	\$ -	\$ -	\$ -	\$ -	\$ -	\$ -	\$ -	\$ -	0.00%	
50000 - Project Administration Services	\$ -	\$ -	\$ -	\$ -	\$ -	\$ -	\$ -	\$ -	0.00%	
Transfers Out	\$ -	\$ -	\$ -	\$ -	\$ 18,112,917	\$ 933,205	\$ 933,205	\$ -	100.00%	
99624 - Transfer to Longmeadow Debt Service Fund 624	\$ -	\$ -	\$ -	\$ -	\$ 18,112,917	\$ 933,205	\$ 933,205	\$ -	100.00%	
Capital	\$ 5,199,372	\$ 432,281	\$ 115,263	\$ -	\$ -	\$ -	\$ -	\$ -	0.00%	

Committee Expense Budget Report - by Account Detail
Through August 31, 2025 (75.0% YTD, 73.08% Payroll Expense through Pay Period Ending 08/16/2025)
*2020, 2021, 2022, 2023 and 2024 Actual Fiscal Year

Department / Fund / Account Classification	2020 Actual Amount*	2021 Actual Amount*	2022 Actual Amount*	2023 Actual Amount*	2024 Actual Amount*	2025 Actual Amount	2025 Amended Budget	2025 Adopted Budget	2025 YTD% Actual/Amended Budget	2020 - 2025 Trend
73010 - Bridge Construction	\$ 5,199,372	\$ 432,281	\$ 115,263	\$ -	\$ -	\$ -	\$ -	\$ -	0.00%	
Debt Service	\$ -	\$ -	\$ -	\$ -	\$ -	\$ -	\$ 8,000	\$ 12,508,000	0.00%	
88980 - Transfer to Escrow Agent	\$ -	\$ -	\$ -	\$ -	\$ -	\$ -	\$ 8,000	\$ 12,508,000	0.00%	
540 Transportation Capital	\$ 1,088,946	\$ 1,764,351	\$ 201,374	\$ 211,677	\$ 27,530	\$ 641	\$ -	\$ -	0.00%	
Expenses	\$ 1,088,946	\$ 1,764,351	\$ 201,374	\$ 211,677	\$ 27,530	\$ 641	\$ -	\$ -	0.00%	
Contractual Services	\$ 1,088,946	\$ 350,772	\$ 201,374	\$ 11,677	\$ -	\$ -	\$ -	\$ -	0.00%	
50140 - Engineering Services	\$ 1,088,946	\$ 350,772	\$ 201,374	\$ 11,677	\$ -	\$ -	\$ -	\$ -	0.00%	
Transfers Out	\$ -	\$ -	\$ -	\$ -	\$ 27,530	\$ 641	\$ -	\$ -	0.00%	
99305 - Transfer to Transportation Sales Tax Fund 305	\$ -	\$ -	\$ -	\$ -	\$ 27,530	\$ 641	\$ -	\$ -	0.00%	
Capital	\$ -	\$ 1,413,579	\$ -	\$ 200,000	\$ -	\$ -	\$ -	\$ -	0.00%	
73000 - Road Construction	\$ -	\$ 1,413,579	\$ -	\$ 200,000	\$ -	\$ -	\$ -	\$ -	0.00%	
Contingency and Other	\$ -	\$ -	\$ -	\$ -	\$ -	\$ -	\$ -	\$ -	0.00%	
89000 - Addition to Fund Balance	\$ -	\$ -	\$ -	\$ -	\$ -	\$ -	\$ -	\$ -	0.00%	
550 Aurora Area Impact Fees	\$ -	\$ 1,200	\$ 10,000	\$ -	\$ 729,895	\$ -	\$ -	\$ -	0.00%	
Expenses	\$ -	\$ 1,200	\$ 10,000	\$ -	\$ 729,895	\$ -	\$ -	\$ -	0.00%	
Contractual Services	\$ -	\$ -	\$ -	\$ -	\$ -	\$ -	\$ -	\$ -	0.00%	
50140 - Engineering Services	\$ -	\$ -	\$ -	\$ -	\$ -	\$ -	\$ -	\$ -	0.00%	
Transfers Out	\$ -	\$ 1,200	\$ 10,000	\$ -	\$ 729,895	\$ -	\$ -	\$ -	0.00%	
99000 - Transfer To Other Funds	\$ -	\$ 1,200	\$ -	\$ -	\$ -	\$ -	\$ -	\$ -	0.00%	
99560 - Transfer to South Impact Fees Fund 560	\$ -	\$ -	\$ 10,000	\$ -	\$ 729,895	\$ -	\$ -	\$ -	0.00%	
Capital	\$ -	\$ -	\$ -	\$ -	\$ -	\$ -	\$ -	\$ -	0.00%	
73000 - Road Construction	\$ -	\$ -	\$ -	\$ -	\$ -	\$ -	\$ -	\$ -	0.00%	
Contingency and Other	\$ -	\$ -	\$ -	\$ -	\$ -	\$ -	\$ -	\$ -	0.00%	
89000 - Addition to Fund Balance	\$ -	\$ -	\$ -	\$ -	\$ -	\$ -	\$ -	\$ -	0.00%	
551 Campton Hills Impact Fees	\$ 597,124	\$ -	\$ 2,500	\$ -	\$ 40,108	\$ -	\$ -	\$ -	0.00%	
Expenses	\$ 597,124	\$ -	\$ 2,500	\$ -	\$ 40,108	\$ -	\$ -	\$ -	0.00%	
Contractual Services	\$ 123,972	\$ -	\$ -	\$ -	\$ -	\$ -	\$ -	\$ -	0.00%	
50140 - Engineering Services	\$ 123,972	\$ -	\$ -	\$ -	\$ -	\$ -	\$ -	\$ -	0.00%	
Transfers Out	\$ -	\$ -	\$ 2,500	\$ -	\$ 40,108	\$ -	\$ -	\$ -	0.00%	
99000 - Transfer To Other Funds	\$ -	\$ -	\$ -	\$ -	\$ -	\$ -	\$ -	\$ -	0.00%	
99559 - Transfer to Central Impact Fees Fund 559	\$ -	\$ -	\$ 2,500	\$ -	\$ 40,108	\$ -	\$ -	\$ -	0.00%	
Capital	\$ 473,153	\$ -	\$ -	\$ -	\$ -	\$ -	\$ -	\$ -	0.00%	
73000 - Road Construction	\$ 473,153	\$ -	\$ -	\$ -	\$ -	\$ -	\$ -	\$ -	0.00%	
Contingency and Other	\$ -	\$ -	\$ -	\$ -	\$ -	\$ -	\$ -	\$ -	0.00%	
89000 - Addition to Fund Balance	\$ -	\$ -	\$ -	\$ -	\$ -	\$ -	\$ -	\$ -	0.00%	
552 Greater Elgin Impact Fees	\$ -	\$ 9,760	\$ 384,077	\$ 130,016	\$ 64,294	\$ -	\$ -	\$ -	0.00%	
Expenses	\$ -	\$ 9,760	\$ 384,077	\$ 130,016	\$ 64,294	\$ -	\$ -	\$ -	0.00%	
Contractual Services	\$ -	\$ -	\$ -	\$ -	\$ -	\$ -	\$ -	\$ -	0.00%	
50140 - Engineering Services	\$ -	\$ -	\$ -	\$ -	\$ -	\$ -	\$ -	\$ -	0.00%	
Transfers Out	\$ -	\$ 9,760	\$ -	\$ -	\$ 64,294	\$ -	\$ -	\$ -	0.00%	
99000 - Transfer To Other Funds	\$ -	\$ 9,760	\$ -	\$ -	\$ -	\$ -	\$ -	\$ -	0.00%	
99558 - Transfer to North Impact Fees Fund 558	\$ -	\$ -	\$ -	\$ -	\$ 64,294	\$ -	\$ -	\$ -	0.00%	
Capital	\$ -	\$ -	\$ 384,077	\$ 130,016	\$ -	\$ -	\$ -	\$ -	0.00%	
73000 - Road Construction	\$ -	\$ -	\$ 384,077	\$ 130,016	\$ -	\$ -	\$ -	\$ -	0.00%	
Contingency and Other	\$ -	\$ -	\$ -	\$ -	\$ -	\$ -	\$ -	\$ -	0.00%	


Committee Expense Budget Report - by Account Detail
Through August 31, 2025 (75.0% YTD, 73.08% Payroll Expense through Pay Period Ending 08/16/2025)
*2020, 2021, 2022, 2023 and 2024 Actual Fiscal Year

Department / Fund / Account Classification	2020 Actual Amount*	2021 Actual Amount*	2022 Actual Amount*	2023 Actual Amount*	2024 Actual Amount*	2025 Actual Amount	2025 Amended Budget	2025 Adopted Budget	2025 YTD% Actual/Amended Budget	2020 - 2025 Trend
89000 - Addition to Fund Balance	\$ -	\$ -	\$ -	\$ -	\$ -	\$ -	\$ -	\$ -	0.00%	
553 Northwest Impact Fees	\$ -	\$ 1,027	\$ 345,000	\$ -	\$ 18,816	\$ -	\$ -	\$ -	0.00%	
Expenses	\$ -	\$ 1,027	\$ 345,000	\$ -	\$ 18,816	\$ -	\$ -	\$ -	0.00%	
Transfers Out	\$ -	\$ 1,027	\$ -	\$ -	\$ 18,816	\$ -	\$ -	\$ -	0.00%	
99000 - Transfer To Other Funds	\$ -	\$ 1,027	\$ -	\$ -	\$ -	\$ -	\$ -	\$ -	0.00%	
99558 - Transfer to North Impact Fees Fund 558	\$ -	\$ -	\$ -	\$ -	\$ 18,816	\$ -	\$ -	\$ -	0.00%	
Capital	\$ -	\$ -	\$ 345,000	\$ -	\$ -	\$ -	\$ -	\$ -	0.00%	
73000 - Road Construction	\$ -	\$ -	\$ 345,000	\$ -	\$ -	\$ -	\$ -	\$ -	0.00%	
Contingency and Other	\$ -	\$ -	\$ -	\$ -	\$ -	\$ -	\$ -	\$ -	0.00%	
89000 - Addition to Fund Balance	\$ -	\$ -	\$ -	\$ -	\$ -	\$ -	\$ -	\$ -	0.00%	
554 Southwest Impact Fees	\$ 138,196	\$ 18,763	\$ 153,165	\$ 110	\$ 1	\$ -	\$ -	\$ -	0.00%	
Expenses	\$ 138,196	\$ 18,763	\$ 153,165	\$ 110	\$ 1	\$ -	\$ -	\$ -	0.00%	
Contractual Services	\$ 138,196	\$ 17,743	\$ -	\$ -	\$ -	\$ -	\$ -	\$ -	0.00%	
50140 - Engineering Services	\$ 138,196	\$ 17,743	\$ -	\$ -	\$ -	\$ -	\$ -	\$ -	0.00%	
Transfers Out	\$ -	\$ 1,020	\$ 43,165	\$ 110	\$ 1	\$ -	\$ -	\$ -	0.00%	
99000 - Transfer To Other Funds	\$ -	\$ 1,020	\$ -	\$ -	\$ -	\$ -	\$ -	\$ -	0.00%	
99560 - Transfer to South Impact Fees Fund 560	\$ -	\$ -	\$ 43,165	\$ 110	\$ 1	\$ -	\$ -	\$ -	0.00%	
Capital	\$ -	\$ -	\$ 110,000	\$ -	\$ -	\$ -	\$ -	\$ -	0.00%	
73000 - Road Construction	\$ -	\$ -	\$ -	\$ -	\$ -	\$ -	\$ -	\$ -	0.00%	
74010 - Highway Right of Way	\$ -	\$ -	\$ 110,000	\$ -	\$ -	\$ -	\$ -	\$ -	0.00%	
Contingency and Other	\$ -	\$ -	\$ -	\$ -	\$ -	\$ -	\$ -	\$ -	0.00%	
89000 - Addition to Fund Balance	\$ -	\$ -	\$ -	\$ -	\$ -	\$ -	\$ -	\$ -	0.00%	
555 Tri-Cities Impact Fees	\$ 635,873	\$ 400	\$ 43,426	\$ 52	\$ 1	\$ -	\$ -	\$ -	0.00%	
Expenses	\$ 635,873	\$ 400	\$ 43,426	\$ 52	\$ 1	\$ -	\$ -	\$ -	0.00%	
Contractual Services	\$ 1,918	\$ -	\$ 26,086	\$ -	\$ -	\$ -	\$ -	\$ -	0.00%	
50140 - Engineering Services	\$ 1,918	\$ -	\$ 26,086	\$ -	\$ -	\$ -	\$ -	\$ -	0.00%	
Transfers Out	\$ -	\$ 400	\$ 17,340	\$ 52	\$ 1	\$ -	\$ -	\$ -	0.00%	
99000 - Transfer To Other Funds	\$ -	\$ 400	\$ -	\$ -	\$ -	\$ -	\$ -	\$ -	0.00%	
99300 - Transfer to County Highway Fund 300	\$ -	\$ -	\$ -	\$ -	\$ -	\$ -	\$ -	\$ -	0.00%	
99559 - Transfer to Central Impact Fees Fund 559	\$ -	\$ -	\$ 17,340	\$ 52	\$ 1	\$ -	\$ -	\$ -	0.00%	
Capital	\$ 633,956	\$ -	\$ -	\$ -	\$ -	\$ -	\$ -	\$ -	0.00%	
73000 - Road Construction	\$ 24,514	\$ -	\$ -	\$ -	\$ -	\$ -	\$ -	\$ -	0.00%	
73010 - Bridge Construction	\$ 609,442	\$ -	\$ -	\$ -	\$ -	\$ -	\$ -	\$ -	0.00%	
Contingency and Other	\$ -	\$ -	\$ -	\$ -	\$ -	\$ -	\$ -	\$ -	0.00%	
89000 - Addition to Fund Balance	\$ -	\$ -	\$ -	\$ -	\$ -	\$ -	\$ -	\$ -	0.00%	
556 Upper Fox Impact Fees	\$ 318,644	\$ 1,020	\$ 308,000	\$ -	\$ 45,356	\$ -	\$ -	\$ -	0.00%	
Expenses	\$ 318,644	\$ 1,020	\$ 308,000	\$ -	\$ 45,356	\$ -	\$ -	\$ -	0.00%	
Transfers Out	\$ -	\$ 1,020	\$ -	\$ -	\$ 45,356	\$ -	\$ -	\$ -	0.00%	
99000 - Transfer To Other Funds	\$ -	\$ 1,020	\$ -	\$ -	\$ -	\$ -	\$ -	\$ -	0.00%	
99300 - Transfer to County Highway Fund 300	\$ -	\$ -	\$ -	\$ -	\$ -	\$ -	\$ -	\$ -	0.00%	
99558 - Transfer to North Impact Fees Fund 558	\$ -	\$ -	\$ -	\$ -	\$ 45,356	\$ -	\$ -	\$ -	0.00%	
Capital	\$ 318,644	\$ -	\$ 308,000	\$ -	\$ -	\$ -	\$ -	\$ -	0.00%	
73000 - Road Construction	\$ 318,644	\$ -	\$ 308,000	\$ -	\$ -	\$ -	\$ -	\$ -	0.00%	
Contingency and Other	\$ -	\$ -	\$ -	\$ -	\$ -	\$ -	\$ -	\$ -	0.00%	
89000 - Addition to Fund Balance	\$ -	\$ -	\$ -	\$ -	\$ -	\$ -	\$ -	\$ -	0.00%	

Committee Expense Budget Report - by Account Detail
Through August 31, 2025 (75.0% YTD, 73.08% Payroll Expense through Pay Period Ending 08/16/2025)
*2020, 2021, 2022, 2023 and 2024 Actual Fiscal Year

Department / Fund / Account Classification	2020 Actual Amount*	2021 Actual Amount*	2022 Actual Amount*	2023 Actual Amount*	2024 Actual Amount*	2025 Actual Amount	2025 Amended Budget	2025 Adopted Budget	2025 YTD% Actual/Amended Budget	2020 - 2025 Trend
557 West Central Impact Fees	\$ -	\$ 728	\$ 2,000	\$ -	\$ 39,217	\$ -	\$ -	\$ -	0.00%	
Expenses	\$ -	\$ 728	\$ 2,000	\$ -	\$ 39,217	\$ -	\$ -	\$ -	0.00%	
Transfers Out	\$ -	\$ 728	\$ 2,000	\$ -	\$ 39,217	\$ -	\$ -	\$ -	0.00%	
99000 - Transfer To Other Funds	\$ -	\$ 728	\$ -	\$ -	\$ -	\$ -	\$ -	\$ -	0.00%	
99300 - Transfer to County Highway Fund 300	\$ -	\$ -	\$ -	\$ -	\$ -	\$ -	\$ -	\$ -	0.00%	
99559 - Transfer to Central Impact Fees Fund 559	\$ -	\$ -	\$ 2,000	\$ -	\$ 39,217	\$ -	\$ -	\$ -	0.00%	
Capital	\$ -	\$ -	\$ -	\$ -	\$ -	\$ -	\$ -	\$ -	0.00%	
73000 - Road Construction	\$ -	\$ -	\$ -	\$ -	\$ -	\$ -	\$ -	\$ -	0.00%	
558 North Impact Fees	\$ 801,626	\$ 191,187	\$ 781,133	\$ 4,021,443	\$ 946,385	\$ 4,218,163	\$ 6,901,967	\$ 3,258,000	61.12%	
Expenses	\$ 801,626	\$ 191,187	\$ 781,133	\$ 4,021,443	\$ 946,385	\$ 4,218,163	\$ 6,901,967	\$ 3,258,000	61.12%	
Contractual Services	\$ 801,626	\$ 191,187	\$ 31,153	\$ 21,377	\$ 3,710	\$ -	\$ 350,000	\$ 350,000	0.00%	
50140 - Engineering Services	\$ 801,626	\$ 191,187	\$ 31,153	\$ 21,377	\$ 3,710	\$ -	\$ 350,000	\$ 350,000	0.00%	
Transfers Out	\$ -	\$ -	\$ 37,500	\$ -	\$ -	\$ 3,643,967	\$ 3,643,967	\$ -	100.00%	
99000 - Transfer To Other Funds	\$ -	\$ -	\$ -	\$ -	\$ -	\$ -	\$ -	\$ -	0.00%	
99300 - Transfer to County Highway Fund 300	\$ -	\$ -	\$ 37,500	\$ -	\$ -	\$ -	\$ -	\$ -	0.00%	
99624 - Transfer to Longmeadow Debt Service Fund 624	\$ -	\$ -	\$ -	\$ -	\$ -	\$ 3,643,967	\$ 3,643,967	\$ -	100.00%	
Capital	\$ -	\$ -	\$ 712,480	\$ 4,000,066	\$ 942,675	\$ 574,196	\$ 1,277,307	\$ 454,924	44.95%	
73000 - Road Construction	\$ -	\$ -	\$ 710,000	\$ 4,000,000	\$ 755,851	\$ 373,801	\$ 1,098,307	\$ 275,924	34.03%	
74010 - Highway Right of Way	\$ -	\$ -	\$ 2,480	\$ 66	\$ 186,824	\$ 200,395	\$ 179,000	\$ 179,000	111.95%	
Contingency and Other	\$ -	\$ -	\$ -	\$ -	\$ -	\$ -	\$ 1,630,693	\$ 2,453,076	0.00%	
89000 - Addition to Fund Balance	\$ -	\$ -	\$ -	\$ -	\$ -	\$ -	\$ 1,630,693	\$ 2,453,076	0.00%	
559 Central Impact Fees	\$ 675,416	\$ 125,305	\$ 42,086	\$ 357,277	\$ -	\$ 1,282,510	\$ 3,272,679	\$ 3,272,679	39.19%	
Expenses	\$ 675,416	\$ 125,305	\$ 42,086	\$ 357,277	\$ -	\$ 1,282,510	\$ 3,272,679	\$ 3,272,679	39.19%	
Contractual Services	\$ 75,416	\$ 125,305	\$ 22,086	\$ 8,777	\$ -	\$ 88,066	\$ 962,000	\$ 962,000	9.15%	
50140 - Engineering Services	\$ 75,416	\$ 125,305	\$ 22,086	\$ 8,777	\$ -	\$ 88,066	\$ 962,000	\$ 962,000	9.15%	
Transfers Out	\$ -	\$ -	\$ 20,000	\$ -	\$ -	\$ -	\$ -	\$ -	0.00%	
99000 - Transfer To Other Funds	\$ -	\$ -	\$ -	\$ -	\$ -	\$ -	\$ -	\$ -	0.00%	
99300 - Transfer to County Highway Fund 300	\$ -	\$ -	\$ 20,000	\$ -	\$ -	\$ -	\$ -	\$ -	0.00%	
Capital	\$ 600,000	\$ -	\$ -	\$ 348,500	\$ -	\$ 1,194,444	\$ 2,310,679	\$ 2,310,679	51.69%	
73000 - Road Construction	\$ 600,000	\$ -	\$ -	\$ 348,500	\$ -	\$ 1,194,444	\$ 2,310,679	\$ 2,310,679	51.69%	
Contingency and Other	\$ -	\$ -	\$ -	\$ -	\$ -	\$ -	\$ -	\$ -	0.00%	
89000 - Addition to Fund Balance	\$ -	\$ -	\$ -	\$ -	\$ -	\$ -	\$ -	\$ -	0.00%	
560 South Impact Fees	\$ 1,321,964	\$ 187,908	\$ 180,279	\$ 98,721	\$ 99,275	\$ 50,963	\$ 1,937,000	\$ 1,937,000	2.63%	
Expenses	\$ 1,321,964	\$ 187,908	\$ 180,279	\$ 98,721	\$ 99,275	\$ 50,963	\$ 1,937,000	\$ 1,937,000	2.63%	
Contractual Services	\$ 5,051	\$ -	\$ 15,529	\$ 98,721	\$ 97,710	\$ 50,963	\$ 97,387	\$ 97,387	52.33%	
50140 - Engineering Services	\$ 5,051	\$ -	\$ 15,529	\$ 98,721	\$ 97,710	\$ 50,963	\$ 97,387	\$ 97,387	52.33%	
Transfers Out	\$ -	\$ 20,000	\$ 20,000	\$ -	\$ -	\$ -	\$ -	\$ -	0.00%	
99000 - Transfer To Other Funds	\$ -	\$ 20,000	\$ -	\$ -	\$ -	\$ -	\$ -	\$ -	0.00%	
99300 - Transfer to County Highway Fund 300	\$ -	\$ -	\$ 20,000	\$ -	\$ -	\$ -	\$ -	\$ -	0.00%	
Capital	\$ 1,316,913	\$ 167,908	\$ 144,750	\$ -	\$ 1,565	\$ -	\$ 885,280	\$ 885,280	0.00%	
73000 - Road Construction	\$ 1,316,913	\$ 137,608	\$ -	\$ -	\$ -	\$ -	\$ 810,280	\$ 810,280	0.00%	
74010 - Highway Right of Way	\$ -	\$ 30,300	\$ 144,750	\$ -	\$ 1,565	\$ -	\$ 75,000	\$ 75,000	0.00%	
Contingency and Other	\$ -	\$ -	\$ -	\$ -	\$ -	\$ -	\$ 954,333	\$ 954,333	0.00%	
89000 - Addition to Fund Balance	\$ -	\$ -	\$ -	\$ -	\$ -	\$ -	\$ 954,333	\$ 954,333	0.00%	

Committee Expense Budget Report - by Account Detail
Through August 31, 2025 (75.0% YTD, 73.08% Payroll Expense through Pay Period Ending 08/16/2025)
***2020, 2021, 2022, 2023 and 2024 Actual Fiscal Year**

Department / Fund / Account Classification	2020 Actual Amount*	2021 Actual Amount*	2022 Actual Amount*	2023 Actual Amount*	2024 Actual Amount*	2025 Actual Amount	2025 Amended Budget	2025 Adopted Budget	2025 YTD% Actual/Amended Budget	2020 - 2025 Trend
Grand Total	\$ 56,890,083	\$ 37,561,411	\$ 36,164,414	\$ 63,816,498	\$ 66,431,066	\$ 31,873,885	\$ 112,073,975	\$ 111,981,037	28.44%	

Chase PCard - KDOT - Mike Way					
Way - *7011			Inv#	7011-MW-08/25	
August Activity			Date	8/31/2025	
Description	Quantity	U/M	Price/Unit	Total Amount	
P-Card Item - EBAY O*02-13417-16029 - Chelsea Spring	1.0000	Each	\$31.3200	\$	31.32
P-Card Item - SUNCAST CONTACT CENTER 8' x 13' Tremont Shed	1.0000	Each	\$945.0000	\$	945.00
P-Card Item - IL TOLLWAY-WEB - Toll Charges M35242	1.0000	Each	\$48.2000	\$	48.20
P-Card Item - 71810 - LAKESIDE CENTER G - Conference Parking	1.0000	Each	\$27.0000	\$	27.00
P-Card Item - 71810 - LAKESIDE CENTER G - Conference Parking	1.0000	Each	\$27.0000	\$	27.00
P-Card Item - SPEEDTECH LIGHTS - Amber/Clear Flash Lights, Control Box, Cable	1.0000	Each	\$433.3700	\$	433.37
P-Card Item - IL FIRE MARSHAL FEE - Steel Fab - Air Tank, Wood - Air Tank Insp	1.0000	Each	\$194.2800	\$	194.28
P-Card Item - 71810 - LAKESIDE CENTER G - Conference Parking	1.0000	Each	\$27.0000	\$	27.00
P-Card Item - APWA - PWX REGISTRATION - Matheiu	1.0000	Each	\$50.0000	\$	50.00
P-Card Item - APWA - PWX REGISTRATION - Volkening	1.0000	Each	\$50.0000	\$	50.00
P-Card Item - 71810 - LAKESIDE CENTER G - Conference Parking	1.0000	Each	\$27.0000	\$	27.00
P-Card Item - LOWES #01738 - REFUND Impact Driver Bit set	1.0000	Each	-\$48.8000	\$	(48.80)
P-Card Item - FARM & FLEET OF ELGIN - Fuel 2 pc combo set, Fuel Box Ratchet ba	1.0000	Each	\$966.9900	\$	966.99
P-Card Item - APWA - PWX REGISTRATION - Lancaste	1.0000	Each	\$275.0000	\$	275.00
P-Card Item - APWA - PWX REGISTRATION - Way	1.0000	Each	\$50.0000	\$	50.00
P-Card Item - APWA - PWX REGISTRATION - Olesen	1.0000	Each	\$225.0000	\$	225.00
P-Card Item - APWA - PWX REGISTRATION - Kauth	1.0000	Each	\$50.0000	\$	50.00
P-Card Item - SPEEDTECH LIGHTS - Amber Flare LED 360 Warning Lights	1.0000	Each	\$584.6200	\$	584.62
P-Card Item - SP CHANDLER TRUCK - Tool storage for New CCabs	1.0000	Each	\$1104.5500	\$	1,104.55
P-Card Item - AMAZON MKTPL - Echo Spool for Trimmer/Brushcutters	1.0000	Each	\$174.0000	\$	174.00
P-Card Item - SP CHANDLER TRUCK - Tool storage for New CCabs	1.0000	Each	\$1744.4600	\$	1,744.46
P-Card Item - LOWES #00907 - Impact Ready Driver Bit set	1.0000	Each	\$156.3900	\$	156.39
P-Card Item - LOWES #00907 - Tough Case Recip Blade, Compact Battery, Drivers	1.0000	Each	\$1559.0900	\$	1,559.09
P-Card Item - AMAZON MKTPL - High Temp Grease Spin Bearing	1.0000	Each	\$96.0000	\$	96.00
P-Card Item - AMAZON MKTPL - Diamond Cut Wheel Metal, Flexvolt Cutoff	1.0000	Each	\$95.2600	\$	95.26
P-Card Item - APWA - PWX REGISTRATION - Hauser	1.0000	Each	\$50.0000	\$	50.00
P-Card Item - JOHNSON WATER CONDITIONIN - Charge for 2 months of service	1.0000	Each	\$260.0000	\$	260.00
Total				\$	9,202.73

Chase PCard - KDOT - Mike Zakosek			
Zakosek - *6501		Inv#	2801-MZ-08/25
August Activity		Date	8/31/2025
Description	Quantity	U/M	Total Amount
P-Card Item - WAREHOUSE DIRECT - Credit for dupl payment though AP	1.0000	Each	\$ (96.04)
P-Card Item - COMCAST / XFINITY - Cable TV 8/20/25-9/19/25	1.0000	Each	\$ 31.50
P-Card Item - AMAZON MKTPL - Finger tip guard * Moisteners	1.0000	Each	\$ 15.41
P-Card Item - AMAZON.COM*GL0CR2AT3 - Paper towel - permitting	1.0000	Each	\$ 46.25
P-Card Item - AMAZON MKTPL - Letter Manila File Folders - Acctg.	1.0000	Each	\$ 22.44
P-Card Item - AMAZON.COM*A247C31I3 - Post it Tabs, Assorted	1.0000	Each	\$ 6.60
P-Card Item - AMAZON MKTPL - Yellow Colored Pencils Multi-pack - Wu	1.0000	Each	\$ 42.87
P-Card Item - AMAZON.COM*UD7ZS8GC3 - Coffee Creamer, Fr Van	1.0000	Each	\$ 29.37
P-Card Item - AMAZON MKTPL - Anti Blue Light Monitor Filter - Wu	1.0000	Each	\$ 94.98
P-Card Item - AMAZON MKTPL - Univ Porous Pen, stick.	1.0000	Each	\$ 9.04
P-Card Item - AMAZON MKTPL - XemaX Tze-2312PK 12mm .47 Black	1.0000	Each	\$ 9.99
P-Card Item - AMAZON MKTPL - Toner for Lisa Stack	1.0000	Each	\$ 58.99
P-Card Item - AMAZON MKTPL - Manila 1/3 cut tab folders	1.0000	Each	\$ 76.23
P-Card Item - ENGINEERING ED & T - CPConOnDemand 16wk Const. Session-Costello	1.0000	Each	\$ 950.00
P-Card Item - COMCAST / XFINITY - Internet 8/06/25-9/05/25	1.0000	Each	\$ 161.65
Total			\$ 1,459.28

Chase PCard - KDOT - Heidi Files			
Files - *3939		Inv#	3939-Files-08/25
August Activity		Date	8/31/2025
Description	Quantity	U/M	Total Amount
P-Card Item - PANERA BREAD #204090 O - Kane County IFAC 07/31/2025	1.0000	Each	\$ 239.70
P-Card Item - GIORDANOS ON JACKSON CMAP- 08/01/2025	1.0000	Each	\$ 317.53
		Total	\$ 557.23

Kane County Division of Transportation
Fund Status Report (unaudited)
as of August 31, 2025

	FY2025									
	Beginning fund balance as of December 1, 2024	August 2025 revenues	Revenues - 9 months ending August 31, 2025	August 2025 expenditures	Expenditures - 9 months ending August 31, 2025	Ending fund balance subtotal	Accounts Receivable	Contractual Obligations	Ending Fund Balance Plus Receivables Less Obligations	
Special Revenue Funds										
300 - County Highway	\$ 7,689,972	\$ 165,102	\$ 3,519,938	\$ 530,108	\$ 6,155,011	\$ 5,054,899	\$ 26,757	\$ 3,129,268	\$	1,952,388
301 - County Bridge	206,278	6,078	178,848	47,077	154,496	230,630	-	330,941	\$	(100,311)
302 - Motor Fuel Tax	49,717,922	1,053,133	12,311,137	2,050,190	7,372,299	54,656,760	-	24,531,715	\$	30,125,045
303 - County Highway Matching	160,573	1,266	37,289	-	155,530	42,332	-	68,470	\$	(26,138)
304 - Motor Fuel Local Option	16,407,799	948,258	6,673,669	202,654	2,927,574	20,153,894	68,542	18,132,762	\$	2,089,674
305 - Transportation Sales Tax	65,324,860	1,969,398	27,096,418	605,741	8,598,491	83,822,787	3,658,647	34,650,467	\$	52,830,967
Special Revenue Funds Subtotal:	\$ 139,507,404	\$ 4,143,235	\$ 49,817,299	\$ 3,435,770	\$ 25,363,401	\$ 163,961,302	\$ 3,753,946	\$ 80,843,623	\$	86,871,625
Capital Projects Funds										
558 - North Impact Fees	5,192,072	188,139	5,160,607	-	4,218,163	6,134,516	-	703,270	\$	5,431,246
559 - Central Impact Fees	4,397,805	15,092	464,385	396,344	1,282,510	3,579,680	-	4,401,134	\$	(821,454)
560 - South Impact Fees	8,889,492	97,316	915,648	5,355	50,963	9,754,177	715,220	4,842,986	\$	5,626,411
Capital Projects Funds Subtotal:	\$ 18,479,369	\$ 300,547	\$ 6,540,640	\$ 401,699	\$ 5,551,636	\$ 19,468,373	\$ 715,220	\$ 9,947,390	\$	10,236,203
Grand Total:	\$ 157,986,773	\$ 4,443,782	\$ 56,357,939	\$ 3,837,469	\$ 30,915,037	\$ 183,429,675	\$ 4,469,166	\$ 90,791,013	\$	97,107,828

Set Aside Funds & Meeting Future Obligations over the next 3 years ---

Other Local Fund Obligations by Agreement (Federal, State & Agency IGA's) or maintenance required within adopted 5-Year Financial Plan (TIP):

	Year & Estimated Local Funds	
- Bliss Road over I-88 (045-9959) Deck Replacement per IGA w/Tollway (Kane County Project Costs)	FY2027-2028	\$ 6,600,000
- Burlington Road at Silver Glen Road Safety Improvements (Kane County Project Costs)	FY2027-2028	\$ 2,974,000
- County Line Road over I-88 (045-9953) Deck Replacement per IGA w/Tollway (Kane County Project Costs)	FY2027-2028	\$ 6,050,000
- Dauberman Road over I-88 (045-9956) Deck Replacement per IGA w/Tollway (Kane County Project Costs)	FY2027-2028	\$ 6,550,000
- Fabyan Parkway at Wenmoth Road Safety Improvements (Kane County Project Costs)	FY2026	\$ 1,525,000
- Galligan Road - Freeman Road to Binnie Road includes structure repair, turn lanes & signals (Kane County Project Costs)	FY2027-2028	\$ 8,100,000
- Jericho Road at IL 47 - IDOT IL47 Project from Kennedy to Cross St (Federally funded project with local match requirement)	FY2026-2027	\$ 73,000
- Kirk Road Bridge Replacement over UP RR - \$33.1M (Federally funded project with local match requirement)	FY2026-2027	\$ 6,700,000
- Longmeadow Pkwy (C-5) Tree Mitigation NEPA Requirement (Federal funded project with local match requirement)	FY2026-2027	\$ 2,200,000
- Main Street Road at Wenmoth Road Safety Improvements (Kane County Project Costs)	FY2026	\$ 972,000
- Main Street Road over I-88 (045-0083) Deck Replacement per IGA w/Tollway (Kane County Project Costs)	FY2027-2028	\$ 6,200,000
- Main Street Over Welch Creek (045-3005) Bridge Replacement (Kane County Project Costs)	FY2027	\$ 1,740,000
- Montgomery Road at Howell Place Improvement (Kane County Project Costs)	FY2027	\$ 3,150,000
- Orchard Road Fnce Repair - City Aurora lead Agency (Kane County Project Costs)	FY2026-2027	\$ 1,018,000
- Peplow Over Virgil Ditch #3 (045-3002) Bridge Replacement (Kane County Project Costs)	FY2027-2028	\$ 3,950,000
- Plank Road Safety Improvement - County Line to Engel Road - \$1.42M (Federally funded safety project with local match requirement)	FY2026	\$ 670,000
- Plank Road Safety Improvement - Romke to Brier Hill Road - \$4.73M (Federally funded safety project with local match requirement)	FY2026	\$ 3,165,000
- Ramm Road over Virgil #3 (045-3041) Bridge Replacement (Kane County Project Costs)	FY2027-2028	\$ 4,050,000
- Randall Road at Big Timber Road Intersection Capacity & Safety - \$14.6M (Federally funded project \$5.1M with local match requirement)	FY2027-2028	\$ 9,400,000
- Randall Road at Hopps - Grade Separation & Intersection Capacity & Safety - \$62.7M (Federally funded project with local match requirement w/ICC Reimb)	FY2026-2027	\$ 27,000,000
- Randall Road at IL 72 Intersection Capacity & Safety - \$11.02M (Federally funded project with local match requirement)	FY2026-2027	\$ 3,398,000
- Randall Road over UPRR (045-3028) Deck Replacement (Kane County Project Costs)	FY2027-2029	\$ 9,800,000
- Rural Curve Safety Improvements - various locations (Federally funded safety project with local match requirement)	FY2027	\$ 280,000
- West County Line Road over Young's Creek (045-3001) Bridge Replacement (Kane County Project Costs)	FY2027-2028	\$ 2,685,000
	\$ 118,250,000	\$ (21,142,172)

Kane County Division of Transportation
Open Purchase Orders
08-31-25

Project	PO #	Vendor	Fund	PO Line Item Amount	Expensed Line Item Amount	Remaining Line Item Amount
0021530PV13.CONST (Longmeadow Pkwy (D) - IL 25 to IL 62 (13-00215-30-PV), Construction)	2018-00000274	1021 - State of Illinois Treasurer - IDOT	302	1,917,200.00	28,069.00	1,889,131.00
110020104CH.Const (Fabyan Parkway at Kirk Road (11-00201-04-CH), Construction)	2019-00000528	1021 - State of Illinois Treasurer - IDOT	560	2,015,000.00	1,204,720.67	810,279.33
120019204BR.P2 (Kirk Road Over Union Pacific RR (12-00192-04-BR), Design Engineering)	2021-00001316	5244 - BLA, Inc.	302	1,755,693.00	1,663,047.08	92,645.92
120019204BR.Review (Kirk Road Over Union Pacific RR (12-00192-04-BR), Review)	2020-00002250	1123 - Union Pacific Railroad Company	302	120,000.00	18,586.77	101,413.23
140027501PV.Const (Bunker Road from Keslinger Road to La Fox Road (14-00275-01-PV), Construction)	2025-00000403	1096 - Martam Construction, Inc.	305	7,522,391.01	0	7,522,391.01
140027501PV.Const (Bunker Road from Keslinger Road to La Fox Road (14-00275-01-PV), Construction)	2025-00000403	1096 - Martam Construction, Inc.	559	4,000,000.00	1,194,443.51	2,805,556.49
140027501PV.P2 (Bunker Road from Keslinger Road to La Fox Road (14-00275-01-PV), Phase 2)	2022-00000972	1648 - TranSystems Corporation	305	423,703.00	414,210.77	9,492.23
140027501PV.P3 (Bunker Road from Keslinger Road to La Fox Road (14-00275-01-PV), Phase 3)	2025-00000404	1051 - V3 Companies, LTD	559	1,683,644.45	88,066.44	1,595,578.01
140027501PV.ROW (Bunker Road from Keslinger Road to La Fox Road (14-00275-01-PV), Right of Way)	2020-00001830	1123 - Union Pacific Railroad Company	305	50,000.00	14,726.95	35,273.05
2017StructServc.P3 (Structural Services - 2017 (17-00481-00-BR), Phase 3)	2020-00001143	12597 - SPAAN Tech, Inc.	305	137,449.94	122,691.34	14,758.60
2020StructServ.P2 (Structural Services - 2020 (19-00523-00-BR), Phase 2)	2023-00001331	6638 - Michael Baker International, Inc.	304	78,635.00	70,808.87	7,826.13
2021OnCallDesign.P2 (2021 On-Call Design Engineering Assistance (21-00537-00-ES), Phase 2)	2021-00002579	5244 - BLA, Inc.	304	850,000.00	833,842.32	16,157.68
2025SStructreInsp.P2 (Structure Inspections - 2025 (25-00579-00-EG), Phase 2)	2025-00001108	1071 - HR GREEN Inc (formerly SEC GROUP Inc)	301	372,811.00	41,869.99	330,941.01
23OnCallEng.P3 (23-00564-00-EG On Call Engineering, Phase 3)	2023-00001252	1205 - CIORBA Group, Inc.	305	850,000.00	504,651.16	345,348.84
24OnCallDesEng.P2 (2024 On-Call Design Engineering Assistance (24-00578-00-ES), Phase 2)	2025-00000904	5244 - BLA, Inc.	304	850,000.00	90,626.61	759,373.39
AllenGlenCulvert.Const (Allen Rd at Glen Oak Dr Culvert Improv (22-00552-00-DR), Construction)	2025-00001577	1203 - Alliance Contractors, Inc.	305	324,672.93	0	324,672.93
AssetMgmt24 (Asset Management (24-00570-00-AM))	2024-00002101	5549 - AECOM Technical Services, Inc.	304	501,534.33	201,390.18	300,144.15
BlissFabyanMain.ConstRebuild (Bliss/Fabyan/Main (14-00288-01-PV), Construction - Rebuild Funds)	2022-00000971	1096 - Martam Construction, Inc.	302	11,899,395.65	9,820,965.23	2,078,430.42
BlissFabyanMain.P3Rebuild (Bliss/Fabyan/Main (14-00288-01-PV), Phase 3 - Rebuild)	2022-00000680	1051 - V3 Companies, LTD	302	1,298,176.88	1,009,761.00	288,415.88
BlissovrLakeRun.Const (Bliss Road over Lake Run (16-00474-00-BR), Construction)	2020-00001295	9036 - Copenhaver Construction, Inc.	305	800,935.50	660,615.10	140,320.40
ClaudeHanson.Const (Claude Hanson Bridge Repairs (23-00176-05-GM), Construction)	2025-00001554	12275 - Path Construction Company Inc	305	129,425.00	0	129,425.00
DaubMeredith.FeasibilityStudy (Dauberman Meredith Realignment, Feasibility Study)	2020-00001831	1233 - Crawford Murphy & Tilly Inc (CMT)	305	657,154.82	387,644.51	269,510.31
DaubRt30Granart.Const (Dauberman Road Extension – US 30 to Granart Rd (15-00277-01-BR), Construction)	2023-00000488	1021 - State of Illinois Treasurer - IDOT	305	8,571,763.84	0	8,571,763.84
DaubRt30Granart.Const (Dauberman Road Extension – US 30 to Granart Rd (15-00277-01-BR), Construction)	2023-00000488	1021 - State of Illinois Treasurer - IDOT	302	2,171,751.92	0	2,171,751.92
DaubRt30Granart.Const (Dauberman Road Extension – US 30 to Granart Rd (15-00277-01-BR), Construction)	2023-00000488	1021 - State of Illinois Treasurer - IDOT	560	4,000,000.00	0	4,000,000.00
DaubRt30Granart.P3 (Dauberman Road Extension – US 30 to Granart Rd (15-00277-01-BR), Phase 3)	2022-00001259	4760 - Wight & Company	305	2,099,953.35	2,099,905.51	47.84
DaubRt30Granart.Railroad (Dauberman Road Extension – US 30 to Granart Rd (15-00277-01-BR), Railroad)	2023-00000777	1232 - BNSF Railway Company	305	538,796.40	98,942.47	439,853.93
EngAssistance.LandSurv24 (Engineering Assistance, On-Call Land Survey - (24-00368-07-EG))	2024-00001856	1053 - Hampton Lenzini & Renwick, Inc.	300	200,000.00	19,960.00	180,040.00
EngAssistance.OnCallEnviron (Engineering Assistance, On-Call Environmental (Huff & Huff)(20-00527-00-ES))	2020-00001590	1266 - Huff & Huff, Inc.	300	150,000.00	114,746.42	35,253.58
EngAssistance.OnCallEnviron24 (Engineering Assistance, On-Call Environmental (V3)(24-00480-02-SM))	2024-00001857	1051 - V3 Companies, LTD	305	400,000.00	0	400,000.00
EngAssistance.OnCallEnviron24 (Engineering Assistance, On-Call Environmental (V3)(24-00480-02-SM))	2025-00001789	1091 - V3 Construction Group, LTD	305	400,000.00	29,675.29	370,324.71
EngAssistance.OnCallEnvironHH (Engineering Assistance, On-Call Environmental (Huff & Huff)(21-00527-00-ES))	2020-00001590	1266 - Huff & Huff, Inc.	305	775,686.29	325,813.37	449,872.92
EngAssistance.OnCallMatSTATE24 (Engineering Assistance, On-Call Material Testing - S.T.A.T.E. Testing (24-00371-0	2024-00000997	13072 - State Materials Engineering LLC	300	450,000.00	198,988.46	251,011.54
FabSettlers.P2 (Fabyan Parkway at Settler's Hill Kingsland Dr (21-00373-01-CH), Phase 2)	2023-00000579	11891 - Peralte-Clark, LLC	305	788,236.00	484,875.85	303,360.15
FabyanIL31.Const (Fabyan Parkway at IL 31 (18-00493-00-SP), Construction)	2021-00001318	1021 - State of Illinois Treasurer - IDOT	305	195,034.91	111,106.32	83,928.59
FabyanIL31Improv.P1 (Fabyan Parkway at Route 31 (19-00507-00-CH), Phase 1)	2019-00001670	1071 - HR GREEN Inc (formerly SEC GROUP Inc)	305	467,867.00	369,757.57	98,109.43
FabyanIL31Improv.P1 (Fabyan Parkway at Route 31 (19-00507-00-CH), Phase 1)	2023-00001329	1071 - HR GREEN Inc (formerly SEC GROUP Inc)	302	2,128,471.00	697,805.72	1,430,665.28
FabyanWestern.Const (Fabyan Parkway at Western Ave - Maint (22-00548-00-PV), Construction)	2024-00000991	4297 - Plote Construction, Inc.	305	3,511,108.41	2,958,948.08	552,160.33
GalliganFreeman.P1 (Galligan from Freeman to Binnie (21-00532-00-CH), Phase 1)	2021-00002290	1142 - Baxter & Woodman, Inc.	305	699,300.00	552,736.30	146,563.70
GIS.ProfSvc (GIS Technologies, ProfServices (23-00567-00-AM))	2024-00001329	14399 - NV5 Geospatial, Inc.	300	198,570.88	64,188.01	134,382.87
HSIPRuralCurve.P1 (2024 HSIP Rural Curve Imp (24-00577-00-SP), Phase 1)	2025-00000905	14122 - Trilon Group Holdings, LLC dba Gonzalez Companies	305	299,406.00	72,256.71	227,149.29
HughesBlackbryCr.Const (Hughes Road at Blackberry Creek Bridge Rehab (24-00571-00-BR), Construction)	2024-00002100	1203 - Alliance Contractors, Inc.	305	397,312.40	83,630.29	313,682.11
I90Randall.P1 (Randall Road at I90 Interchange Improvement (19-00512-00-ES), Phase 1)	2022-00001112	1082 - Burns & McDonnell Engineering Co	305	3,248,174.00	2,683,227.65	564,946.35
ImpactFeeProg.OrdinanceUpdate (Impact Fee Program, Ordinance Update)	2025-00001793	14940 - Parametrix, Inc.	300	449,431.00	0	449,431.00
KeslingerCulvert.Const (Keslinger Rd Box Culvert Repair (24-00575-00-DR), Construction)	2025-00001107	5703 - D. Construction, Inc.	304	193,746.89	0	193,746.89
LaFoxMUPTunnel.Const (LaFox Rd MUP Tunnel Culvert Repair (24-00574-00-BT), Construction)	2025-00001106	1096 - Martam Construction, Inc.	304	260,071.50	147,478.95	112,592.55
LongFinalRoad.Const (Longmeadow Pkwy (C-2b) Final Roadway Improve (21-00215-29-CH), Construction)	2024-00000990	4297 - Plote Construction, Inc.	558	964,149.09	373,801.11	590,347.98
LongmdwB2.Const (Longmeadow Pkwy (B-2)-East of White Chapel to 31(16-00215-11-PV), Construction)	2018-00000273	1021 - State of Illinois Treasurer - IDOT	305	6,768,197.20	6,017,227.75	750,969.45
LongmdwB2.Const (Longmeadow Pkwy (B-2)-East of White Chapel to 31(16-00215-11-PV), Construction)	2018-00000273	1021 - State of Illinois Treasurer - IDOT	302	1,694,379.07	0	1,694,379.07
LongmdwB2.Const (Longmeadow Pkwy (B-2)-East of White Chapel to 31(16-00215-11-PV), Construction)	2018-00000273	1021 - State of Illinois Treasurer - IDOT	558	112,922.60	0	112,922.60
LongmdwB2.P3 (Longmeadow Pkwy (B-2)-East of White Chapel to 31(16-00215-11-PV), Phase 3)	2017-00002907	1287 - Civiltech Engineering, Inc.	305	358,742.00	356,405.51	2,336.49
LongmdwTollOnCal.P2 (Longmeadow Pkwy (C-4) - Stantec (19-00215-23-MS)(21-00215-27-MS), Phase 2)	2021-00002289	3918 - Stantec Consulting Services Inc	305	600,000.00	404,755.28	195,244.72
LongmeadowC2.Const (Longmeadow Pkwy (C-2) - Sandbloom to Route 25 (18-00215-21-BR), Construction)	2020-00001123	1021 - State of Illinois Treasurer - IDOT	302	1,500,000.00	173,576.37	1,326,423.63
LongmeadowC2.P3 (Longmeadow Pkwy (C-2) - Sandbloom to Route 25 (18-00215-21-BR), Phase 3)	2020-00000664	1017 - Alfred Benesch & Co	305	2,091,342.28	1,809,179.06	282,163.22
LongmeadowC3.Const (Longmeadow Pkwy (C-3) - Route 25 Improvements (18-00215-22-CH), Construction)	2019-00000164	1021 - State of Illinois Treasurer - IDOT	305	560,000.00	38,816.00	521,184.00

Project	PO #	Vendor	Fund	PO Line Item Amount	Expensed Line Item Amount	Remaining Line Item Amount
LongmeadowC3.P3 (Longmeadow Pkwy (C-3) - Route 25 Improvements (18-00215-22-CH), Phase 3)	2018-00001926	11866 - Clark Dietz, Inc.	305	17,483.93	0	17,483.93
LongSoilRemed.Const (Longmeadow Pkwy (C-2a) Soil Remediation (21-00215-28-CH), Construction)	2023-00000540	2947 - Southwind Industries dba Bluff City Materials, Inc	305	9,946,609.00	7,922,827.35	2,023,781.65
LongTollBOSVendr.P2 (Longmeadow Pkwy (C-4) - Toll Facility ETC (BOS) (17-00215-22-MS), Phase 2)	2020-00002490	12833 - Electronic Transaction Consultants LLC	305	561,072.82	486,072.82	75,000.00
MainOvrBlkBkryCr.Const (Main Street Over Blackberry Creek at IL 47 (08-00385-00-BR), Construction)	2019-00000525	1021 - State of Illinois Treasurer - IDOT	305	408,644.00	225,938.24	182,705.76
MontgomeryHowell.P2 (Montgomery Road at Howell PI (23-00586-00-TL), Phase 2)	2024-00000328	3199 - HDR Engineering, Inc.	305	854,832.00	363,207.09	491,624.91
MontVirgilHSIP.Const (Montgomery Rd Virgil Gilman HSIP(20-00524-01-SP)(19-00524-00-SP), Construction)	2022-00001647	1021 - State of Illinois Treasurer - IDOT	302	24,326.17	0	24,326.17
MontVirgilHSIP.P2 (Montgomery Rd Virgil Gilman HSIP(20-00524-01-SP)(19-00524-00-SP), Phase 2)	2020-00001594	9814 - Kimley-Horn & Associates, Inc.	302	133,633.00	111,706.12	21,926.88
NOM.NOMFY24 (Network Operations & Management (NOM), Network Operations & Management (24-00365-10-	2024-00002526	14737 - Atlas Technical Consultants, LLC	305	525,000.00	90,727.74	434,272.26
NonOEM AutoParts (Non-OEM Auto Parts & Supplies)	2025-00000347	3583 - Elburn NAPA, Inc. dba North Aurora NAPA	304	10,000.00	7,197.37	2,802.63
NonOEM AutoParts (Non-OEM Auto Parts & Supplies)	2025-00000348	3583 - Elburn NAPA, Inc. dba North Aurora NAPA	304	60,000.00	26,462.76	33,537.24
NonOEM AutoParts (Non-OEM Auto Parts & Supplies)	2025-00000450	1325 - Priority Products, Inc.	304	20,000.00	14,057.46	5,942.54
NonOEM AutoParts (Non-OEM Auto Parts & Supplies)	2025-00000549	1325 - Priority Products, Inc.	300	2,000.00	252.21	1,747.79
OrchJerUS30HSIP.Const (Orchard from Jericho to US30 HSIP (18-00493-00-SP), Construction)	2021-00001318	1021 - State of Illinois Treasurer - IDOT	305	141,902.75	124,451.37	17,451.38
PavementMarking.Paint Striping (Pavement Marking, Paint Striping)	2025-00001578	1061 - Preform Traffic Control System, LTD	304	833,331.60	0	833,331.60
PavementMarking.Urethane (Pavement Marking, Urethane Marking (Striping))	2025-00001553	1052 - AC Pavement Striping Co.	305	467,900.76	0	467,900.76
PavementPreserv.Const (Pavement Preservation, Construction)	2025-00001552	1052 - AC Pavement Striping Co.	304	794,755.40	0	794,755.40
PavementPreserv.Const (Pavement Preservation, Construction)	2025-00001579	10692 - Corrective Asphalt Materials, LLC	305	656,772.20	0	656,772.20
PavemtResurfcing.Const.Resurfacing (Pavement Resurfacing, Construction, Resurfacing)	2025-00001104	7862 - Builders Paving, LLC	302	5,948,000.00	1,760,002.49	4,187,997.51
PavemtResurfcing.Const.Resurfacing (Pavement Resurfacing, Construction, Resurfacing)	2025-00001104	7862 - Builders Paving, LLC	304	300,000.00	0	300,000.00
PavemtResurfcing.Const.Resurfacing (Pavement Resurfacing, Construction, Resurfacing)	2025-00001501	1011 - Curran Contracting Company	304	4,634,773.18	0	4,634,773.18
PlankCountyEngel.P2 (Plank Road County Line Rd to Engel Road HSIP (22-00553-00-SP), Phase 2)	2023-00000507	9814 - Kimley-Horn & Associates, Inc.	305	655,545.00	264,231.99	391,313.01
PlankEngelWaugh.Const (Plank Road Engel to Waughon HSIP (19-00524-00-SP), Construction)	2024-00000327	1021 - State of Illinois Treasurer - IDOT	302	580,842.51	0	580,842.51
PlankEngelWaugh.P2 (Plank Road Engel to Waughon HSIP (19-00524-00-SP), Phase 2)	2020-00001594	9814 - Kimley-Horn & Associates, Inc.	302	446,500.00	438,965.82	7,534.18
PlankEngelWaugh.P3 (Plank Road Engel to Waughon HSIP (19-00524-00-SP), Phase 3)	2024-00000826	1205 - CIORBA Group, Inc.	302	199,177.54	175,158.21	24,019.33
PlankRomkeBriar.P2 (Plank Road HSIP Romke to Brier Hill (21-00540-00-SP), Phase 2)	2022-00000261	9814 - Kimley-Horn & Associates, Inc.	305	830,876.00	445,800.18	385,075.82
RandallHoppsReal.P2 (Randall Road and Hopps Intersection Realignment (19-00511-00-CH), Phase 2)	2023-00001462	1059 - Christopher B. Burke Engineering, Ltd.	302	4,589,458.00	1,333,002.18	3,256,455.82
RandallwideIL72.P2 (Randall Road at IL 72 (19-00514-00-WR), Phase 2)	2023-00000677	5244 - BLA, Inc.	302	661,962.87	636,528.51	25,434.36
RandBigTimber.P2 (Randall Road at Big Timber (19-00369-01-CH), Phase 2)	2023-00001075	1053 - Hampton Lenzini & Renwick, Inc.	302	769,420.00	700,569.38	68,850.62
RandHighland.P1 (Randall Road and Highland Intersection (21-00544-00-CH), Phase 1)	2022-00001113	1059 - Christopher B. Burke Engineering, Ltd.	305	1,317,046.00	404,364.37	912,681.63
RandRoute20.P1 (Randall Road and Route 20 (19-00520-00-PV), Phase 1)	2024-00002120	5244 - BLA, Inc.	302	3,782,037.28	503,660.15	3,278,377.13
RdITransitImp.P1 (Randall Road Multi-Modal Corridor Study (21-00539-00-TD), Phase 1)	2022-00001835	1017 - Alfred Benesch & Co	305	1,252,110.00	1,005,472.43	246,637.57
RecessivePavMark.Const (Recessed Reflective Pavement Marker HSIP (22-00557-00-SP), Construction)	2025-00001661	1021 - State of Illinois Treasurer - IDOT	305	65,434.50	36,665.62	28,768.88
RecessivePavMark.P2 (Recessed Reflective Pavement Marker HSIP (22-00557-00-SP), Phase 2)	2023-00000507	9814 - Kimley-Horn & Associates, Inc.	305	84,400.00	73,453.55	10,946.45
RIK.5310FedOps (Ride in Kane Program, 5310 Federal Operations)	2025-00000021	2514 - PACE Suburban Bus	305	2,500,000.00	1,563,562.76	936,437.24
RIK.KDOTSponsor (Ride in Kane Program, KDOT Sponsor)	2025-00001779	2514 - PACE Suburban Bus	305	112,225.16	9,930.92	102,294.24
RIK.Sponsors (Ride in Kane Program, Sponsors)	2025-00001780	2514 - PACE Suburban Bus	305	1,186,105.00	128,548.54	1,057,556.46
RIK.Veterans (Ride in Kane Program, Veterans Assistance Commission (VAC) - Medical)	2025-00000004	2514 - PACE Suburban Bus	305	70,447.39	7,235.50	63,211.89
RndIWeldUS20R.Const (Randall Road and Weld US20 Ramp (14-00446-00-CH), Construction)	2019-00000965	1021 - State of Illinois Treasurer - IDOT	305	1,887,178.80	1,042,603.05	844,575.75
StrnBrSt5A.Const (Stearns Road at Randall Road (14-00214-28-CH), Construction)	2019-00000519	1021 - State of Illinois Treasurer - IDOT	305	431,754.52	90,850.55	340,903.97
SugarBlissIL47.Const (Sugar Grove Bliss at IL47 Intersection (13-00026-00-CH), Construction)	2019-00001949	1617 - Village of Sugar Grove	305	163,473.50	100,291.03	63,182.47
Traffic.TSMOFY24 (Traffic Signal Management Operation Services (TSMO)(TSOM), Traffic Signal Management Ope	2024-00002487	11864 - Iteris, Inc.	305	950,000.00	166,450.17	783,549.83
TrafficEngAssist.OnCallTrafSafe24 (Traffic Engineering Assistance, On-Call Traffic Safety Engineering (Thomas)(24-C	2025-00000741	7579 - Thomas Engineering Group, LLC	304	500,000.00	8,593.77	491,406.23
TraffSigLghtMnt.TraffSigLMaint (Traffic Signal & Light Maintenance, Traffic Signal Maintenance)	2022-00001663	9385 - H&H Electric Co.	304	5,131,287.46	3,861,454.84	1,269,832.62
TyrrellRayMason.P1 (Tyrrell Rd - Raymond Drive to Mason Road (23-00562-00-PW), Phase 1)	2023-00001330	1233 - Crawford Murphy & Tilly Inc (CMT)	305	623,711.00	210,126.50	413,584.50
US30IL47tolL31.Const (Orchard Road US30 Intersection Improvements (17-00488-00-CH), Construction)	2022-00000383	1021 - State of Illinois Treasurer - IDOT	302	2,286,548.45	1,093,401.66	1,193,146.79
WenmothFabyan.P2 (Wenmoth Road at Fabyan Parkway (19-00519-00-ES)(22-00560-00-TL), Phase 2)	2020-00000091	1051 - V3 Companies, LTD	300	41,984.27	0	41,984.27
WenmothFabyan.P2 (Wenmoth Road at Fabyan Parkway (19-00519-00-ES)(22-00560-00-TL), Phase 2)	2020-00000091	1051 - V3 Companies, LTD	560	135,549.50	119,367.86	16,181.64
WenmothMainSt.P2 (Wenmoth Road at Main Street Road(19-00519-00-ES)(22-00561-00-CH), Phase 2)	2020-00000091	1051 - V3 Companies, LTD	300	29,834.28	0	29,834.28
WenmothMainSt.P2 (Wenmoth Road at Main Street Road(19-00519-00-ES)(22-00561-00-CH), Phase 2)	2020-00000091	1051 - V3 Companies, LTD	560	120,415.50	103,890.66	16,524.84
	2021-00001643	13174 - Byrne Software Technologies, Inc.	300	257,701.52	252,276.47	5,425.05
	2023-00000678	3650 - Chicago Metropolitan Agency for Planning (CMAP)	305	34,500.00	30,000.00	4,500.00
	2024-00000422	9783 - Workday, Inc.	300	101,000.00	36,080.00	64,920.00
	2024-00000687	11324 - Custom Products Corporation	300	692.22	0	692.22
	2024-00000687	11324 - Custom Products Corporation	300	142.7	0	142.7
	2024-00000825	10059 - OpenGov, Inc.	300	192,682.34	125,297.00	67,385.34
	2024-00001650	3381 - Elmhurst Chicago Stone Company	304	65	61	4
	2024-00002048	9770 - Accela, Inc.	300	134,328.79	49,835.76	84,493.03
	2024-00002482	1011 - Curran Contracting Company	304	3,700.00	3,016.24	683.76

Project	PO #	Vendor	Fund	PO Line Item Amount	Expensed Line Item Amount	Remaining Line Item Amount
	2025-00000001	14535 - Skyline Salt Solutions	303	160,000.00	155,529.91	4,470.09
	2025-00000001	14535 - Skyline Salt Solutions	304	751,600.00	553,421.41	198,178.59
	2025-00000016	1067 - Suburban Teamsters of Northern Illinois	302	745,680.00	474,734.00	270,946.00
	2025-00000025	1168 - Jaeger, J Patrick	300	48,000.00	36,000.00	12,000.00
	2025-00000043	3509 - DS Services of America, Inc. dba Primo Water NA	300	3,000.00	2,479.93	520.07
	2025-00000044	1191 - Alarm Detection Systems, Inc.	300	10,500.00	8,302.68	2,197.32
	2025-00000045	5933 - Urban Elevator Service, LLC	300	4,245.00	3,174.90	1,070.10
	2025-00000046	9876 - Eco Clean Maintenance, Inc.	300	45,000.00	27,114.00	17,886.00
	2025-00000047	9225 - Petroleum Traders Corporation	300	292,000.00	137,143.56	154,856.44
	2025-00000064	12859 - Ratliff Landscaping Inc	300	19,000.00	16,861.40	2,138.60
	2025-00000081	1216 - Waste Management of Illinois - West	300	10,400.00	7,203.59	3,196.41
	2025-00000152	13164 - DTN LLC	304	4,000.00	2,894.10	1,105.90
	2025-00000185	8342 - Henderson Products, Inc.	300	587,708.00	0	587,708.00
	2025-00000185	8342 - Henderson Products, Inc.	300	399,026.00	0	399,026.00
	2025-00000318	3245 - Paddock Publications (Daily Herald)	300	2,000.00	0	2,000.00
	2025-00000353	2225 - Cintas Corporation	300	4,800.00	4,004.14	795.86
	2025-00000369	2225 - Cintas Corporation	304	20,000.00	9,917.08	10,082.92
	2025-00000489	14039 - Skidril Industries, LLC	304	210.03	0	210.03
	2025-00000489	14039 - Skidril Industries, LLC	304	35	0	35
	2025-00000524	8930 - Impact Networking, LLC	300	450	281.6	168.4
	2025-00000525	13153 - Toshiba America Business Solutions, Inc	300	300	51.83	248.17
	2025-00000526	13153 - Toshiba America Business Solutions, Inc	300	200	33.38	166.62
	2025-00000527	13153 - Toshiba America Business Solutions, Inc	300	1,000.00	43.81	956.19
	2025-00000528	13153 - Toshiba America Business Solutions, Inc	300	3,000.00	2,253.27	746.73
	2025-00000545	1890 - Imaging Essentials, Inc. dba Clifford Wald & Co.	300	1,183.00	0	1,183.00
	2025-00000548	3186 - Insight Public Sector Inc	300	48	0	48
	2025-00000552	3578 - Warehouse Direct, Inc dba Midwest Office Interiors	300	3,000.00	448.84	2,551.16
	2025-00000578	14039 - Skidril Industries, LLC	304	125	0	125
	2025-00000578	14039 - Skidril Industries, LLC	304	3.31	0	3.31
	2025-00000578	14039 - Skidril Industries, LLC	304	57	0	57
	2025-00000589	1633 - Culligan Tri City Soft Water	300	2,083.00	1,490.40	592.6
	2025-00000613	14168 - Allied Door Inc.	300	480	0	480
	2025-00000638	13955 - Stenstrom Protanic, LLC dba Protanic	300	2,250.00	0	2,250.00
	2025-00000681	7014 - Petroleum Technologies Equipment, Inc.	300	9,270.00	8,662.00	608
	2025-00000681	7014 - Petroleum Technologies Equipment, Inc.	300	5,000.00	0	5,000.00
	2025-00000837	9287 - Rush Truck Centers of Illinois, Inc.	304	114.92	0	114.92
	2025-00000959	13077 - Holcim-Mamr, Inc.	300	2,020.00	0	2,020.00
	2025-00000959	13077 - Holcim-Mamr, Inc.	300	1,495.00	287.64	1,207.36
	2025-00000959	13077 - Holcim-Mamr, Inc.	300	1,850.00	0	1,850.00
	2025-00000959	13077 - Holcim-Mamr, Inc.	300	12,000.00	1,846.08	10,153.92
	2025-00000959	13077 - Holcim-Mamr, Inc.	300	6,000.00	2,493.50	3,506.50
	2025-00000997	14797 - South Town Refrigeration, LLC dba PremiStar-South	300	1,200.00	0	1,200.00
	2025-00000999	1601 - Prime Tack & Seal Co.	304	10,975.00	5,105.57	5,869.43
	2025-00001029	9287 - Rush Truck Centers of Illinois, Inc.	304	29.31	0	29.31
	2025-00001160	9485 - Kennametal, Inc.	304	11,250.60	10,500.56	750.04
	2025-00001190	14797 - South Town Refrigeration, LLC dba PremiStar-South	300	22,850.00	0	22,850.00
	2025-00001190	14797 - South Town Refrigeration, LLC dba PremiStar-South	300	2,675.00	0	2,675.00
	2025-00001190	14797 - South Town Refrigeration, LLC dba PremiStar-South	300	4,000.00	0	4,000.00
	2025-00001194	1045 - City of Aurora	304	1,018,000.00	0	1,018,000.00
	2025-00001319	7628 - RoadSafe Traffic Systems	300	1,656.25	0	1,656.25
	2025-00001319	7628 - RoadSafe Traffic Systems	300	2,271.25	0	2,271.25
	2025-00001322	5540 - The Tree House, Inc.	300	114.95	0	114.95
	2025-00001322	5540 - The Tree House, Inc.	300	114.95	0	114.95
	2025-00001322	5540 - The Tree House, Inc.	300	114.95	0	114.95
	2025-00001322	5540 - The Tree House, Inc.	300	98.8	0	98.8
	2025-00001416	9287 - Rush Truck Centers of Illinois, Inc.	304	802.35	0	802.35
	2025-00001416	9287 - Rush Truck Centers of Illinois, Inc.	304	975.48	0	975.48
	2025-00001416	9287 - Rush Truck Centers of Illinois, Inc.	304	35.97	0	35.97

Project	PO #	Vendor	Fund	PO Line Item Amount	Expensed Line Item Amount	Remaining Line Item Amount
	2025-00001416	9287 - Rush Truck Centers of Illinois, Inc.	304	58.33	0	58.33
	2025-00001416	9287 - Rush Truck Centers of Illinois, Inc.	304	21.55	0	21.55
	2025-00001416	9287 - Rush Truck Centers of Illinois, Inc.	304	100.84	0	100.84
	2025-00001416	9287 - Rush Truck Centers of Illinois, Inc.	304	100.38	0	100.38
	2025-00001416	9287 - Rush Truck Centers of Illinois, Inc.	304	26.8	0	26.8
	2025-00001416	9287 - Rush Truck Centers of Illinois, Inc.	304	45.5	0	45.5
	2025-00001416	9287 - Rush Truck Centers of Illinois, Inc.	304	114.66	0	114.66
	2025-00001416	9287 - Rush Truck Centers of Illinois, Inc.	304	34.82	0	34.82
	2025-00001416	9287 - Rush Truck Centers of Illinois, Inc.	304	4,969.52	0	4,969.52
	2025-00001416	9287 - Rush Truck Centers of Illinois, Inc.	304	91.48	0	91.48
	2025-00001416	9287 - Rush Truck Centers of Illinois, Inc.	304	512.63	0	512.63
	2025-00001416	9287 - Rush Truck Centers of Illinois, Inc.	304	537.85	0	537.85
	2025-00001416	9287 - Rush Truck Centers of Illinois, Inc.	304	137.58	0	137.58
	2025-00001416	9287 - Rush Truck Centers of Illinois, Inc.	304	24.9	0	24.9
	2025-00001416	9287 - Rush Truck Centers of Illinois, Inc.	304	46.11	0	46.11
	2025-00001416	9287 - Rush Truck Centers of Illinois, Inc.	304	266.1	0	266.1
	2025-00001416	9287 - Rush Truck Centers of Illinois, Inc.	304	798	0	798
	2025-00001485	14876 - K&K Systems, Inc.	304	4,700.73	0	4,700.73
	2025-00001485	14876 - K&K Systems, Inc.	304	401.49	0	401.49
	2025-00001488	14637 - Baycom, Inc.	300	213,849.76	0	213,849.76
	2025-00001582	1424 - R W Wilson Printing Co	300	8,825.00	0	8,825.00
	2025-00001667	14907 - G&L Septic, Inc.	300	700	0	700
	2025-00001667	14907 - G&L Septic, Inc.	300	600	325	275
	2025-00001682	1195 - R.J. O'Neil, Inc.	300	1,500.00	0	1,500.00
	2025-00001777	5540 - The Tree House, Inc.	300	114.95	0	114.95
	2025-00001777	5540 - The Tree House, Inc.	300	114.95	0	114.95
	2025-00001777	5540 - The Tree House, Inc.	300	114.95	0	114.95
	2025-00001777	5540 - The Tree House, Inc.	300	98.8	0	98.8
	2025-00001839	12794 - Grimco Inc	300	120.94	0	120.94
	2025-00001839	12794 - Grimco Inc	300	86.5	0	86.5
	2025-00001840	1933 - Pomp's Tire Service, Inc.	304	1,813.56	0	1,813.56
	2025-00001840	1933 - Pomp's Tire Service, Inc.	304	15	0	15
	2025-00001840	1933 - Pomp's Tire Service, Inc.	304	5	0	5
	2025-00001845	12794 - Grimco Inc	300	6,194.12	0	6,194.12
	2025-00001845	12794 - Grimco Inc	300	285	0	285
	2025-00001845	12794 - Grimco Inc	300	110.25	0	110.25
	2025-00001845	12794 - Grimco Inc	300	171.5	0	171.5
	2025-00001845	12794 - Grimco Inc	300	150	0	150
	2025-00001847	14947 - M&O Insulation Midwest, LLC	300	8,995.00	0	8,995.00
	2025-00001848	14754 - JCB Chicago, LLC dba North Star JCB	304	5,999.00	0	5,999.00
				\$148,452,562.12	\$66,284,795.42	\$82,167,766.70

Passed by the Kane County Board on October 14, 2025.

John A. Cunningham, MBA, JD, JD
Clerk, County Board
Kane County, Illinois

Corinne M. Pierog MA, MBA
Chairman, County Board
Kane County, Illinois

Vote:



RESOLUTION / ORDINANCE EXECUTIVE SUMMARY ADDENDUM

Title

Approving an Agreement for County Engineer's Salary Program

Committee Flow:

Transportation Committee, Executive Committee, County Board

Contact:

Ashley Young, 630.406.7302

Budget Information:

Was this item budgeted? N/A	Appropriation Amount: \$N/A
If not budgeted, explain funding source: N/A	
Was this item passed through the appropriate committee? Yes	

Summary:

The Agreement for County Engineer's Salary Program (BLR 09220) has been revised as of 08/19/2025. It is now a perpetual agreement between Kane County and the Illinois Department of Transportation (IDOT). Historically this agreement was only valid for a period of six years at a time.

Appropriation requests and authorization of the transfer of funds are taken through County Board annually for the purposes of IDOT paying for 50% of the County Engineer's salary.

Staff recommends approval.



Agreement for County Engineer's Salary Program

This agreement, by and between the DEPARTMENT OF TRANSPORTATION, State of Illinois, hereinafter called the DEPARTMENT, and the COUNTY OF Kane, of the State of Illinois, hereinafter called the COUNTY,
Name of County

WHEREAS, the COUNTY has elected to use the Illinois Department of Transportation's minimum recommended salary schedule to determine the County Engineer's annual salary and has agreed that the minimum salary shall be at least ninety-five (95) percent of the minimum recommended salary;

WHEREAS, the COUNTY desires to transfer Federal Surface Transportation Program Funds to the DEPARTMENT in return for State funds to be used by the COUNTY to pay a portion of the County Engineer's salary, an amount not to exceed fifty (50) percent of the County Engineer's annual salary;

NOW THEREFORE, for and in consideration of the covenants and agreements herein contained, the parties agree as follows:

THE COUNTY AGREES:

1. That it will provide the DEPARTMENT with a resolution passed by the County Board authorizing the transfer of the COUNTY's Federal Surface Transportation Program Funds to the State for an equal amount of State Funds.
2. That it will deposit the State Funds in the County's Motor Fuel Tax account.
3. That an annual resolution appropriating funds for the payment of the County Engineer's annual salary shall be submitted to the DEPARTMENT along with the resolution authorizing the amount of Federal Surface Transportation Program funds to be transferred.
4. That it will maintain, for a minimum of 3 years after the completion of the agreement, adequate books, records and supporting documents to verify the amounts, recipients and uses of all disbursements of funds passing in conjunction with the agreement; that the agreement and all books, records and supporting documents related to the agreement shall be available for review by the DEPARTMENT and/or Auditor General and that it will provide full access to all relevant materials. Failure to maintain the books, records and supporting documents required by this section shall establish a presumption in favor of the DEPARTMENT for recover of funds paid by the DEPARTMENT under the agreement for which adequate books, records and supporting documentation are not available to support their purported disbursement.

THE DEPARTMENT AGREES:

1. That it will accept the COUNTY's Federal Surface Transportation Program funds and make an equal amount of State funds available to the COUNTY for deposit in the County's Motor Fuel Tax account.
2. That payment of that State Funds to the COUNTY will be made each year upon receipt of the COUNTY's resolution transferring their Federal Surface Transportation Program funds and appropriating their Motor Fuel Tax or other funds for payment of their County Engineer's salary.

IT IS MUTUALLY AGREED:

1. That this agreement shall remain in full force from the date of execution unless terminated by either party upon 30 days written notification by either party. The agreement may be temporarily suspended during any period that COUNTY does not have sufficient Federal Surface Transportation Program funds available to be transferred.
2. That the obligations of the STATE shall cease immediately without penalty or further payment being required if, in any fiscal year, the Illinois General Assembly or applicable Federal Funding source fails to appropriate or otherwise make available funds for the purpose contemplated herein.

Executed by the COUNTY this 14 day of October 2025. Kane County, State of Illinois,
Day Month, Year County
acting by and through its County Board.

BY: Chairperson of the County Board Signature & Date

Typed Name of Chairperson

Corinne Pierog

Executed by the DEPARTMENT this _____ day of _____.
Day Month, Year

APPROVED

STATE OF ILLINOIS, DEPARTMENT OF TRANSPORTATION

BY:

Gia Biagi, Secretary of Transportation
Signature & Date

Signature & Date

Instructions for BLR 09220

This form is used when a County agrees to pay their County Engineer's a salary that is at least 95% of the Illinois Department of Transportation's minimum recommended salary schedule. This agreement allows for the County to transfer Federal Surface Transportation Program funds to the Illinois Department of Transportation (DEPARTMENT) in return for State funds to be used to pay a portion of the County Engineer's salary. This County Engineer Salary program is for the salary only and does not include expenses.

For more information refer to the Bureau of Local Roads and Streets Manual (BLRS) Chapter 9. For signature requirements refer to Chapter 2, Section 3.05(b) of the BLRS Manual.

When filling out this form electronically, once a field is initially completed, fields requiring the same information will be auto-populated.

Name of County	Select the county name from the drop down or insert name if completing by hand.
Day	Insert the day the County executed the agreement.
Month and Year	Insert the month and year the County executed the agreement.
County	Insert the name of the County.
Chairperson of the County Board	County Board Chairperson shall sign and date here.
Typed Name of Chairperson	Please type the name of the chairperson signing this form
Day	Insert the day the State executed the agreement.
Month, Year	Insert the month and year the State executed the agreement.
Department of Transportation	Department of Transportation official(s) shall sign and date here upon approval.

A minimum of three certified signed originals must be submitted to the Regional Engineer's District office if wet signatures used. If electronic signature are used, one original may be sent. Following approval by the Department distribution will be as follows:

County Engineer
County Clerk
County Treasurer
District
Bureau of Local Roads and Streets Central Office File

STATE OF ILLINOIS)

SS.

COUNTY OF KANE)

REPORT NO. TMP-25-1090

MAINTENANCE REPORT

KANE COUNTY DIVISION OF TRANSPORTATION

Maintenance Department Monthly Report – September 16, 2025

Maintenance Activities

- Miscellaneous roadway repair
- Various ditching projects and other drainage enhancements
- Street sweeping/catch basin cleaning
- New radios are getting programmed and installed
- Final mow of the R.O.W. starting 9/15
- Winter prep has started

Attachments:

Detailed information available from: Michael Way, Maintenance Superintendent
630-406-7359

EXHIBIT A

<u>Applicants (RENEWAL)</u>	<u>Road</u>	<u>Distance</u>
IBEW Local 117	Longmeadow Parkway from IL Route 31 to Randall Road	2 Miles (Both Sides)
The Phillips Family	Peck Road from Keslinger Road to Kaneville Road	.75 Mile (Both Sides)

<u>Applicants (NEW)</u>	<u>Road</u>	<u>Distance</u>



RESOLUTION / ORDINANCE EXECUTIVE SUMMARY ADDENDUM

Title

Approving Adopt-A-Highway Applicants

Committee Flow:

Transportation Committee, Executive Committee, County Board

Contact:

Michael Way, 630.406.7359

Budget Information:

Was this item budgeted? N/A	Appropriation Amount: \$N/A
If not budgeted, explain funding source: N/A	
Was this item passed through the appropriate committee? Yes	

Summary:

Pursuant to Kane County Board Ordinance No. 13-267, Kane County Adopt-A-Highway Program, staff requests consideration of the attached resolution which approves the following Adopt-A-Highway applicant(s).

RENEWAL:

1. IBEW Local 117
Longmeadow Parkway from IL Route 31 to Randall Road
2 Miles (Both sides)
2. The Phillips Family
Peck Road from Keslinger Road to Kaneville Road
.75 Mile (Both sides)

NEW APPLICANT:



IBEW Local 117
Longmeadow Parkway from
IL Route 31 to Randall Road
2 Miles (Both Sides)


The Phillips Family
Peck Road from Keslinger
Road to Kaneville Road
.75 Mile (Both Sides)

- Half Route
- Full Route
- KDOT Jurisdiction

Legend

- Interstates
- US Roads
- State Roads
- County Roads
- Other Roads
- Rail Roads
- County Boundary
- Township Boundary
- Fox River
- Forest Preserves
- Municipalities

Adopt-A-Highway Map September 2, 2025



M:\DotserverD\USERS\Personal\Martin\GIS\AAH\AAHmap.mxd



STATE OF ILLINOIS)
COUNTY OF KANE) SS.

REPORT NO. TMP-25-1091
PLANNING & PROGRAMMING REPORT

KANE COUNTY DIVISION OF TRANSPORTATION

Planning & Programming Department Monthly Report – September 16, 2025

Impact Fee Program

The Impact Fee Advisory Committee met on August 28th and reviewed proposed land use assumptions and socio-economic forecasts which will inform the Impact Fee Program update. The Advisory Committee will meet on December 4th, after the Public Hearing and comment period to review the proposed land use assumptions.

Ride in Kane Program

The Regional Transportation Authority (RTA) approved an award under the Section 5310 Enhanced Mobility of Seniors & Individuals with Disabilities program for operating expenses and mobility management for the Ride in Kane Paratransit Service project in the federal amount of \$2,684,779. The 5310 funds will provide up to 50% of the program's operating cost to provide curb-to-curb transportation for eligible seniors and individuals with disabilities in Kane County beginning FY2026 for approximately 2 years, beginning in Spring, 2026.

ADA Self Evaluation & Transition Planning – UWP Application

The planning team has submitted an application to CMAP's Unified Work Program's competitive call-for-projects for a Public-Right-of Way ADA Self-Evaluation and Transition Plan. KDOT previously used this funding source for the 2023 Bike Plan. This ADA plan is a federal requirement for public agencies and would update KDOT's existing plan from 2016 by reevaluating curb ramps, sidewalks, shared-use paths, pedestrian traffic equipment, and bus stops for compliance under the latest ADA standards. An update is necessary because the ADA standards have changed since 2016 and KDOT's work on the Asset Management Plan has identified a need to update our inventories of non-roadway assets like sidewalks. Awards for the funding will be announced early 2026.

Kane Kendall Council of Mayors (KKCOM)

KKCOM staff is in the process of wrapping up Federal Fiscal Year (FFY) 2025 and is expected to authorize approximately \$49.4 million in Surface Transportation Program – Local (STP-L) funding for the year. Looking ahead, the next STP-L Call for Projects will open in October and close in December. This call will program projects for FFYs 2030 and 2031, with an estimated \$12 million available annually. In preparation for this cycle, the KKCOM Transportation Policy Committee recently approved updates to the STP-L methodology, which are designed to ensure fairer project evaluation and improved alignment with regional priorities. These updates will be presented to the Full Council for consideration at its October 7th meeting.

Bike/Ped Planning Activities

The Kane County Highway Maps and Kane/Northern Kendall Bike Maps have arrived. Bike maps are currently being distributed to municipalities, park districts, bike shops, and residents.

Attachments:

August 2025 Kane Kendall Council of Mayors Newsletter

Detailed information available from:

Heidi Files, Chief of Planning & Programming
630-444-3142

Newsletter

SEPTEMBER/OCTOBER
2025



Peace Bridge
Photo Credit: City of Batavia



Oswego ADA Project
Photo Credit: Shaw Local

FUNDING UPDATES

Kane Kendall Council of Mayors STP-L Call for Projects

The FFY 2027–2031 STP-L Call for Projects will open **October 27** and close **December 19**. This call will program projects for FFYs 2030 and 2031. The full schedule is available on the [KKCOM STP Program webpage](#).

In July, the KKCOM Transportation Policy Committee approved updates to the [STP-L Methodology](#) and the [KKCOM Programming Policies & Procedures](#), with final adoption anticipated at the October 7 Full Council meeting. *As a reminder, all projects currently on the Contingency List must reapply during this call to remain in the program.*

Safe Routes to School

IDOT's Safe Routes to School grant program will close **October 13 at 5 p.m.** This program funds programming and infrastructure projects that improve conditions for walking and biking within two miles of an elementary, middle, or high school. This cycle, \$12 million will be available at 100% funding (no local match needed). The maximum grant award is \$250,000 for infrastructure projects and \$100,000 for non-infrastructure projects. The 2025 guidelines and application materials are available online: [IDOT SRTS](#).

The Active Transportation Alliance is partnering with IDOT to offer a three-part webinar series to support applicants with one part remaining. Registration and past meeting slides are available: [Active Transportation Alliance SRTS](#).

Recording 1: [Grant Overview & Guidelines](#).

Recording 2: [Application Walk-Through](#).

September 17: [Q & A with IDOT Staff](#).

FHWA Bridge Investment Program

The [Bridge Investment Program](#) (BIP) is a competitive discretionary grant program to improve the safety, efficiency, and reliability of the movement of people and freight by replacing, rehabilitating, preserving, and protecting bridges in the National Bridge Inventory (NBI). Applications for large Bridge Projects over \$100 million have closed, planning applications are due **October 1**, and applications for Bridge Projects under \$100 million are due **November 1**.

In this Issue


- 1 FUNDING UPDATES
SAVE THE DATE
- 2 KANE COUNTY UPDATES
PARTNER UPDATES
- 3 CMAP NEWS
- 4 KKCOM COUNCIL INFORMATION
KKCOM STAFF
KKCOM CONTACT INFORMATION

SAVE THE DATE

September 10	CMAP Board
September 10	CMAP UWP
September 12	CMAP Transportation Committee
September 16	CMAP CoM Executive
September 29	KKCOM Bike Ped Committee
October 7	KKCOM Full Council
October 8	Joint MPO Policy and CMAP Board
October 9	CMAP UWP
October 16	KKCOM TPC

2025 BIKE MAPS

KKCOM's 2025-2026 Bike Maps have arrived! Use the [order form](#) on the KDOT [Bike/Ped Resources](#) page to request the free maps.



Bunker Rd Realignment
Photo Credit: KDOT

KANE COUNTY UPDATE

Kane County 2027 Impact Fee Program Update

Kane County is in the process of updating its [Impact Fee Program](#), which includes the Comprehensive Road Improvement Plan (CRIP) and the Impact Fee Ordinance. As part of this effort, meetings of the Impact Fee Advisory Committee and public hearings will be held to review and discuss proposed updates. Municipalities are encouraged to provide comments on the land use assumptions and socio-economic forecasts that will feed into the County's travel demand model. These assumptions are critical, as the model identifies future roadway deficiencies, which in turn guide the recommended roadway capacity improvement projects in the CRIP and establish the basis for the impact fees. A [public engagement website](#) has been launched to share meeting materials, project updates, and provide opportunities for public input. When the public comment period opens, community members will be able to submit comments through the site or attend the public hearing. The County anticipates holding the hearing and comment period this fall to ensure transparency and broad community involvement in shaping the updated program.

PARTNER UPDATES

RTA Regional Transit Fiscal Cliff Hub

The RTA has launched a [Regional Transit Fiscal Cliff Hub](#) on their website to provide residents with information and updates on the Fiscal Cliff and outreach efforts. Additionally, the RTA has created a new [Ad Hoc Committee on Transit Funding](#) to consider issues relating to the 2025 and 2026 transit funding crisis. The Illinois General Assembly is expected to revisit the Fiscal Cliff issue in the October veto session.

2024 IDOT Crash Data

On August 11, IDOT released [Circular Letter 2025-11](#) announcing the availability of the 2024 crash data. This data set provides important crash information required for the identification of areas of improvement, work on safety studies, and the analysis on the location and number of crashes. The data can be accessed through [IDOT's Safety Portal](#).

Illinois Tollway 20-Year Strategic Plan

The Illinois Tollway has approved its new 20-Year Strategic Plan: [Our Bold Steps, Together](#). This plan will guide the agency's next 20 years of development by identifying 45 initiatives across five goals to expand access to Tollway benefits, diversify offerings, and maintain and enhance past investments.

Metra BNSF & UP-W Lines Schedule Updates

Starting September 8, Metra is adding weekday express trains and expanding hourly service on weekends for the BNSF line. The new [schedule](#) responds to customer feedback and ridership data with the aim of minimizing capacity issues on express trains during the morning and evening rush: [BNSF Press Release](#). Additionally, the UP-W line has had added stops to weekday off-peak trains and all weekend trains, resulting in minor schedule adjustments: [UP-West Press Release](#).

IDOT CIRCULAR LETTER 2025-12

IDOT has released [CL 2025-12](#) which details changes to the US Army Corps of Engineers Permit Review process. The goal of these changes is to improve communication and streamline permit reviews required under the statutory responsibility of USACE and better serve the public interest. The changes are effective immediately. Existing permit applications do not need resubmittal.

APA-IL STATE CONFERENCE

The Illinois Chapter of the American Planning Association will be hosting its annual conference October 8-10 at the Old Post Office building in Chicago. Registration and the agenda are available online: [APA-IL](#).

IDOT FALL PLANNING CONFERENCE

The 40th Annual IDOT Fall Planning Conference will take place October 22-24 in Moline, IL. Topics will cover updates on important statewide transportation plans such as the Long-Range Transportation Plan, Active Transportation Plan, and Public Transportation Plan. Registration and more details are available online: [IDOT Conference](#).

HIGHLIGHTING REGIONAL BIKE/PED EFFORTS

Kane County, Aurora, and Batavia each applied to the League of American Cyclist's Bike Friendly Communities program. As a part of the evaluation for awards, a public survey is open through October 5. The same link allows you to access each of these three surveys: [BFC 2025 Survey](#).

Oswego is working on a Bike Plan through CMAP's Technical Assistance Program. Visit the [Oswego Bike Plan Engagement site](#) to see project updates and engagement efforts.

East Dundee just kicked off development of their Bike Plan. A survey and interactive map are available on the [plan's project page](#).

Elgin begun work on an Active mobility Plan this summer. A survey, comment map, and more information are available on the [Engage Elgin](#) page.



CMAP NEWS

New 2025 Community Data Snapshots

The updated 2025 CMAP [Community Data Snapshots](#) are available. The annual snapshots provide data-driven profiles for every county, municipality, and Chicago Community Area (CCA) in the region. The snapshots include updated demographic, socioeconomic, and employment data from the American Community Survey (ACS) datasets, updated land use summaries using data from the [Land Use Inventory](#), and updated estimated vehicle miles traveled per household.

Regional ADA Coordinators Group

CMAP's Regional ADA Coordinators Group will next meet virtually on September 9 from 9:30 to 11 a.m. The topic will be "Accessibility in Construction" and discussion will focus on the standards and guidelines to ensure that temporary routes during construction are accessible. Details and registration information are available online: [CMAP ADA Coordinators](#).

Kane County Housing Readiness

Kane County is partnering with CMAP to create a Housing Readiness Plan. This plan will assess the County's housing needs and regulatory barriers such as zoning, entitlement processes and building codes which inform the housing types and price points in communities. The project team recently released the [Market Analysis Report](#) which provides an overview of Kane County's existing housing, zoning, land use conditions, and other key factors that will influence future housing recommendations. More information about the project and a resident's survey are available on the CMAP engagement page: [Kane County Housing Readiness](#).

Climate Action Project Spotlights

CMAP wants to highlight important work across the region to cut carbon emissions and build resilience to climate change. Local agencies and organizations that have completed a project that helps the region cut

emissions or prepare for climate impacts are invited to share details and photos with CMAP: [Climate action Project Submittal](#). Select projects may be featured in CMAP's reports, case studies, articles, and social media posts to inspire action and share solutions with others.

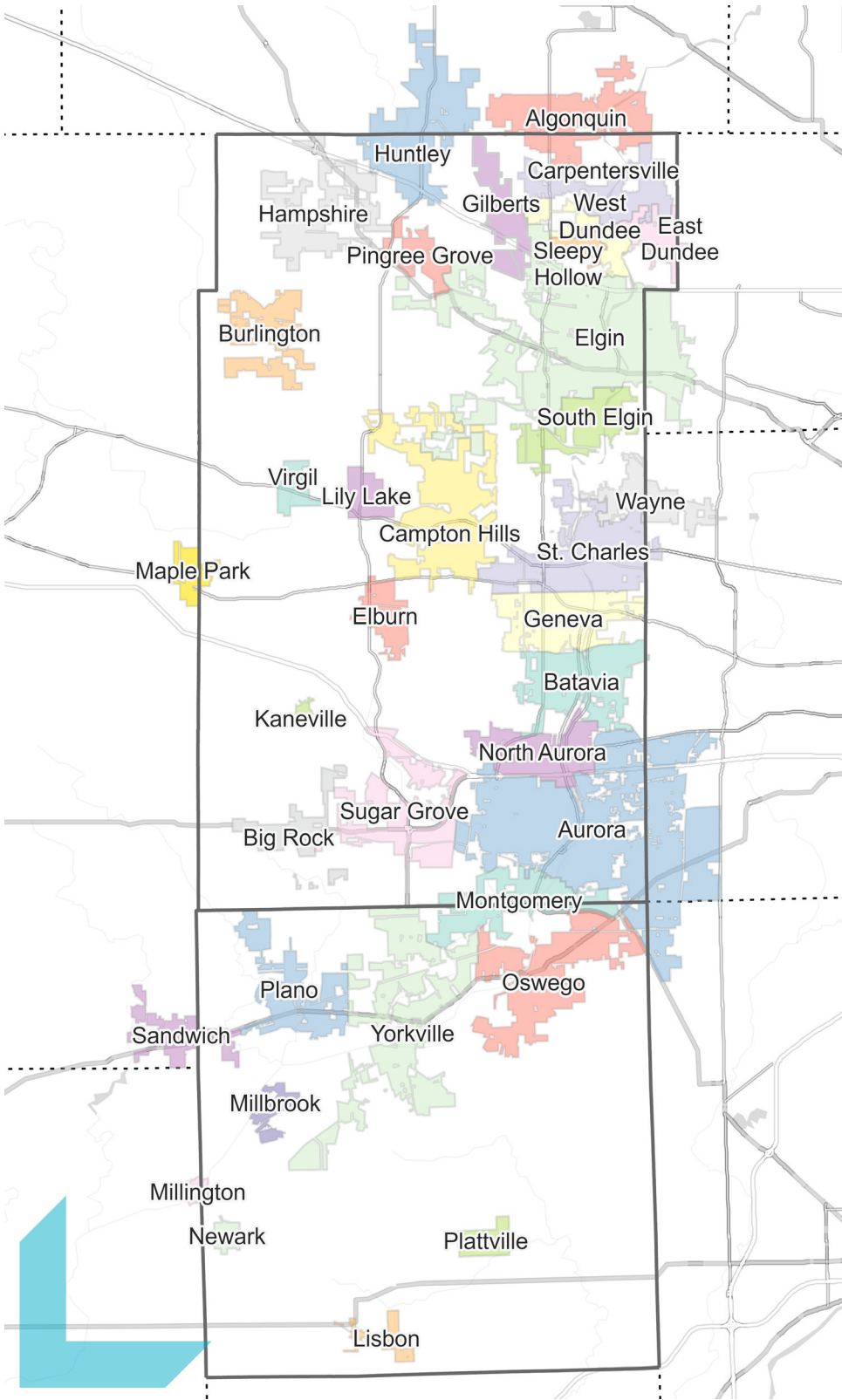
Regional Transportation Plan Progress

CMAP continues to work on updating the Regional Transportation Plan which is scheduled to be approved in fall 2026. As part of the Existing Conditions report, released earlier this summer, CMAP has developed an interactive data explorer allowing users to access the data presented in the report: [Existing Conditions Data Explorer](#). Additionally, the [RTP survey](#) remains open through the end of 2025 and CMAP is encouraging all residents of the region to contribute.

Federal Surface Transportation Reauthorization

Progress toward the next surface transportation reauthorization bill continues. The Senate Environment and Public Works Committee held additional hearings over the summer to hear input from local and state elected officials as well as transportation industry representatives on priorities for the next reauthorization bill. The House Transportation and Infrastructure Committee also held several hearings earlier in the year.

USDOT issued a [Request for Information](#) (RFI) on July 21 seeking stakeholder input on the next surface transportation reauthorization. The current authorization expires at the end of FFY26. The RFI notes the next reauthorization will focus on modernizing infrastructure through improvements in safety, streamlining federal processes, promoting economic growth, and strengthening partnerships. Comments must be received by September 8. CMAP continues to work with both with the region's transportation implementers and peer major metropolitan agencies on developing shared principles for the next reauthorization.



COUNCIL MEMBERS

Chairman

Mayor Jeffery Schielke, City of Batavia

Vice Chairman

President John Skillman, Village of Carpentersville

Municipal Members

President Debbie Sosine, Village of Algonquin

Mayor John Laesch, City of Aurora

President Matt Fitzpatrick, Village of Big Rock

President Mary Wlezen, Village of Burlington

President Barbara Wojnicki, Village of Campton Hills

President Daniel Pearson, Village of East Dundee

President Jeffrey Walter, Village of Elburn

Mayor Dave Kaptain, City of Elgin

Mayor Kevin Burns, City of Geneva

President Guy Zambetti, Village of Gilberts

President Mike Reid, Village of Hampshire

President Timothy J. Hoeft, Village of Huntley

President Eric Brannstrom, Village of Kaneville

President Kelly Diehl, Village of Lily Lake

Mayor Paul Pope, Village of Lisbon

President Christian Rebene, Village of Maple Park

President Jackie Kowalski, Village of Millbrook

President Doug Holley, Village of Millington

President Matthew Brolley, Village of Montgomery

President James Davis, Village of Newark

President Mark Gaffino, Village of North Aurora

President Ryan Kauffman, Village of Oswego

President Amber Kubiak, Village of Pingree Grove

Mayor Mike Rennels, City of Plano

Mayor June McCord, Village of Plattville

Mayor Todd Latham, City of Sandwich

President Courtney Boe, Village of Sleepy Hollow

President Steve Ward, Village of South Elgin

Mayor Clint Hull, City of St. Charles

President Susan Stillwell, Village of Sugar Grove

President Jamie LeBlanc, Village of Virgil

President Eileen Phipps, Village of Wayne

President Christopher Nelson, Village of West Dundee

Mayor John Purcell, City of Yorkville

County Members

Madam Chair Corinne Pierog, Kane County Board

Chairman Matt Kellogg, Kendall County Board

Mike Zakosek, County Engineer, Kane County DOT

Francis Klaas, County Engineer, Kendall County HD

KKCOM STAFF



HEIDI FILES
EXECUTIVE
DIRECTOR



**HEIDI
LICHTENBERGER**
COUNCIL DIRECTOR



**GEORGE
KANDATHIL**
PLANNING LIAISON



**GRETCHEN
KLOCK**
PLANNING LIAISON

CONTACT INFO

Kane Kendall Council of Mayors

41W011 Burlington Road

St. Charles, Illinois 60175

630-584-1170

www.kkcom.org

planningstaff@kanecountyil.gov



RESOLUTION / ORDINANCE EXECUTIVE SUMMARY ADDENDUM

Title

Establishing a Public Hearing Date for Consideration of Land Use Assumptions for an Update to the Kane County Road Improvement Impact Fee Ordinance

Committee Flow:

Transportation Committee, Executive Committee, County Board

Contact:

Heidi Files, 630.444.3142

Budget Information:

Was this item budgeted? N/A	Appropriation Amount: \$N/A
If not budgeted, explain funding source: N/A	
Was this item passed through the appropriate committee? Yes	

Summary:

The State of Illinois Road Improvement Impact Fee Law (605 ILCS 5/5-901 et. seq.) states that the Comprehensive Road Improvement Plan (CRIP) must be updated at least once every 5 years. In order to initiate the CRIP update process, the Impact Fee Advisory Committee met on August 28, 2025 and voted to recommend establishing a public hearing date of Tuesday, November 18, 2025 to consider the projected land use assumptions that will be used to develop the CRIP. Staff recommends approval of the establishment of the public hearing date.

STATE OF ILLINOIS)

SS.

COUNTY OF KANE)

REPORT NO. TMP-25-1094

PERMITTING REPORT

KANE COUNTY DIVISION OF TRANSPORTATION

Permitting Department Monthly Report – September 16, 2025

PERMITTING

Attached are spreadsheets showing issued permits for the past year. Also attached are the comparison graphs for access, utility and moving permits showing the number of permits issued for FY2025 versus FY2024. Below is a list of on-going access permit projects:

1. Fabyan Pkwy & Kautz Rd Extension (City of Geneva) – Design underway for the extension of Kautz Road from IL Route 38 south to Fabyan Parkway. Plan reviews ongoing.
2. Kirk Rd & Division St (east leg) – (City of Geneva) – Plan reviews ongoing.
3. Randall Rd & IL Route 72 (SE quadrant) – Reviews ongoing for traffic impact study and concept site plan for a residential development with a proposed right-in/right-out access to Randall Road.
4. Big Timber & Rt 47 Right turn lane – Cambridge Lakes North (Village of Pingree Grove) Plan reviews ongoing.
5. Main St & Deerpath Rd (City of Batavia) – Proposed Long-term Transitional Care Facility. Complete
6. Longmeadow Pkwy & Stonegate Rd (Village of Algonquin) Complete
7. Big Timber – E of US Rt 20 -- Minor Use Access permit issued. Construction ongoing.
8. Kirk Rd & Fox Valley Ice Arena access (east leg) – KDOT awaiting updated plans to start plan reviews.
9. Big Timber & Madeline (City of Elgin) – Construction ongoing
10. Peck Rd – Prairie Grove Drive Subdivision (City of Geneva) -- Plan reviews ongoing.
11. Galligan Rd – Julie Drive (Village of Gilberts) The Conservancy Subdivision – Plan reviews ongoing.

ACCESS CONSIDERATIONS / AGREEMENTS (IN DEVELOPMENT)

1. Kirk Road / Division Street (City of Geneva) – New IGA for the east leg of the intersection (Bullock Campus)
2. Big Timber Road / IL Route 47 (Village of Pingree Grove) – New IGA for the intersection of Big Timber / Providence (Cambridge Lakes North)
3. Harmony Road -- Melms Road to Kelley Road (Village of Hampshire) – New IGA for the Harmony Road corridor for multiple access points (Prairie Ridge North)
4. Fabyan Parkway / Kautz Road (City of Geneva) – New IGA for the Kautz Road extension access to Fabyan Parkway (Geneva Industrial Development).
5. Kirk Road / Fox Valley Ice Arena (City of Geneva) – New IGA for the east leg of the intersection
6. Orchard Road (Jericho Road to US Route 30) – New IGA for access along the corridor.
7. Randall Rd – N of Miller (Village of Carpentersville) IGA Amendment for RO on west side of Randall Rd

This report is submitted for information purposes and staff recommends that it be placed on file.

Attachments: Permitting spreadsheets and charts

Detailed information available from: Doris Hohertz, P.E., Chief of Permitting, 630-406-7309

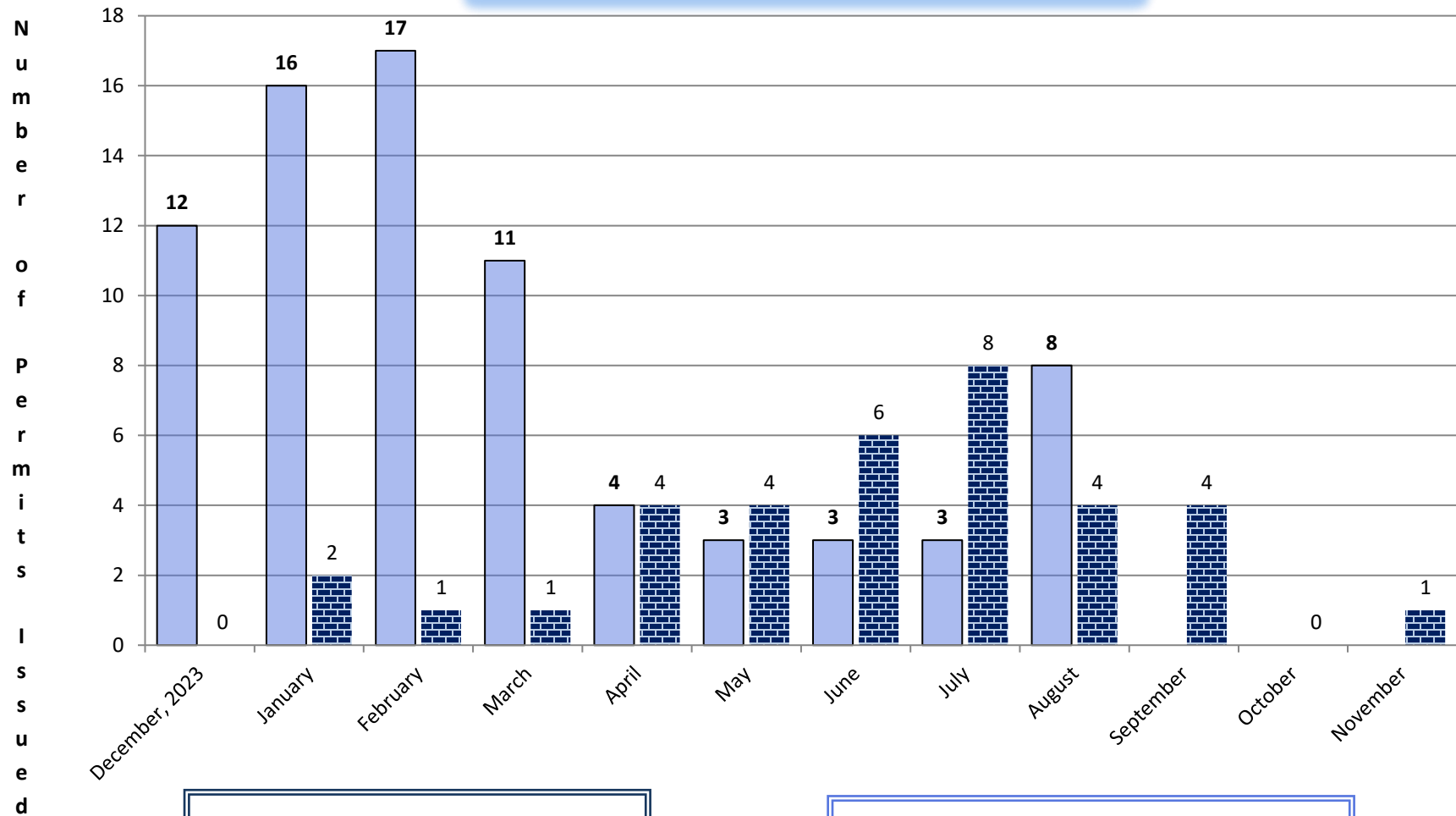
FY 2024 (Dec. 2023 thru Nov. 2024)				FY 2025 (Dec. 2024 thru Nov. 2025)			
Month	Access	Utility	Moving	Month	Access	Utility	Moving
December, 2023	0	10	225	December, 2024	12	5	174
January	2	13	142	January	16	31	193
February	1	8	166	February	17	37	181
March	1	9	169	March	11	16	230
April	4	14	229	April	4	14	321
May	4	18	257	May	3	19	381
June	6	15	273	June	3	25	390
July	8	12	282	July	3	16	373
August	4	11	329	August	8	22	348
September	4	13	422	September			
October	0	15	365	October			
November	1	10	305	November			
Total thru August 2024	30	110	2072	Total thru August 2025	77	185	2591

YTD Change %	+ 157 %	+ 68 %	+ 25 %
--------------	---------	--------	--------

Issued Permits

Fiscal Year 2024															
PERMITS ISSUED														FY 2024 REVENUE \$ COLLECTED	
Month	Utility	Temp	Major	Minimum	Detour	Events	Ag	R.O.W.	Subdivison	Water Draw	Stormwater	MP-Cty	MP-TWP	Moving \$	Access \$
Dec. 2023	10	0	0	0	0	0	0	0	0	0	0	199	26	\$15,485.00	\$5,800.00
Jan. 2024	13	0	0	0	0	0	1	1	0	0	0	120	22	\$11,755.00	\$7,050.00
Feb	8	1	0	0	0	0	0	0	0	0	0	138	28	\$14,105.00	\$2,650.00
Mar	9	0	0	0	0	0	0	1	0	0	0	124	45	\$13,570.00	\$10,350.00
Apr	14	0	0	0	0	2	0	2	0	0	0	194	35	\$19,725.00	\$16,100.00
May	18	0	0	0	0	3	1	0	0	0	0	224	33	\$20,030.00	\$19,600.00
June	15	0	0	0	0	1	0	5	0	0	0	226	47	\$21,420.00	\$12,200.00
July	12	1	0	0	0	0	0	7	0	0	0	251	31	\$24,045.00	\$2,350.00
Aug	11	0	0	0	2	0	0	2	0	0	0	271	58	\$26,150.00	\$17,150.00
Sept	13	1	0	0	1	0	0	2	0	0	0	355	67	\$33,940.00	\$45,600.00
Oct	15	0	0	0	0	0	0	0	0	0	0	311	54	\$29,885.00	\$11,450.00
Nov	10	0	0	0	1	0	0	0	0	0	0	241	64	\$27,355.00	\$5,650.00
Total thru August 2024	110	2	0	0	2	6	2	18	0	0	0	1747	325	\$166,285.00	\$93,250.00
Fiscal Year 2025															
PERMITS ISSUED														FY 2025 REVENUE \$ COLLECTED	
Month	Utility	Temp	Major	Minimum	Detour	Events	Ag	R.O.W.	Subdivison	Water Draw	Stormwater	MP-Cty	MP-TWP	Moving \$	Access \$
Dec. 2024	5	0	0	0	0	0	0	12	0	0	0	142	32	\$14,685.00	\$16,950.00
Jan. 2025	31	0	0	0	1	0	0	15	0	0	0	154	39	\$17,075.00	\$18,400.00
Feb	37	0	0	0	0	0	0	17	0	0	0	157	24	\$16,045.00	\$15,050.00
Mar	16	1	0	0	0	5	0	5	0	0	0	207	23	\$17,490.00	\$10,450.00
Apr	14	1	0	0	0	0	0	3	0	0	0	243	78	\$27,920.00	\$21,600.00
May	19	0	0	1	0	0	0	2	0	0	0	291	90	\$36,565.00	\$5,295.37
June	25	1	0	1	0	0	1	0	0	0	0	314	76	\$34,730.00	\$4,570.00
July	16	2	0	0	0	0	0	1	0	0	0	322	51	\$30,705.00	\$2,220.00
Aug	22	1	0	0	0	1	1	5	0	0	0	290	58	\$31,655.00	\$4,430.00
Sept															
Oct															
Nov															
Total thru August 2025	185	6	0	2	1	6	2	60	0	0	0	2120	471	\$226,870.00	\$98,965.37

Access/ROW Permit Comparison Chart



August 2024 Total = 4 Issued

August 2025 Total = 8 Issued

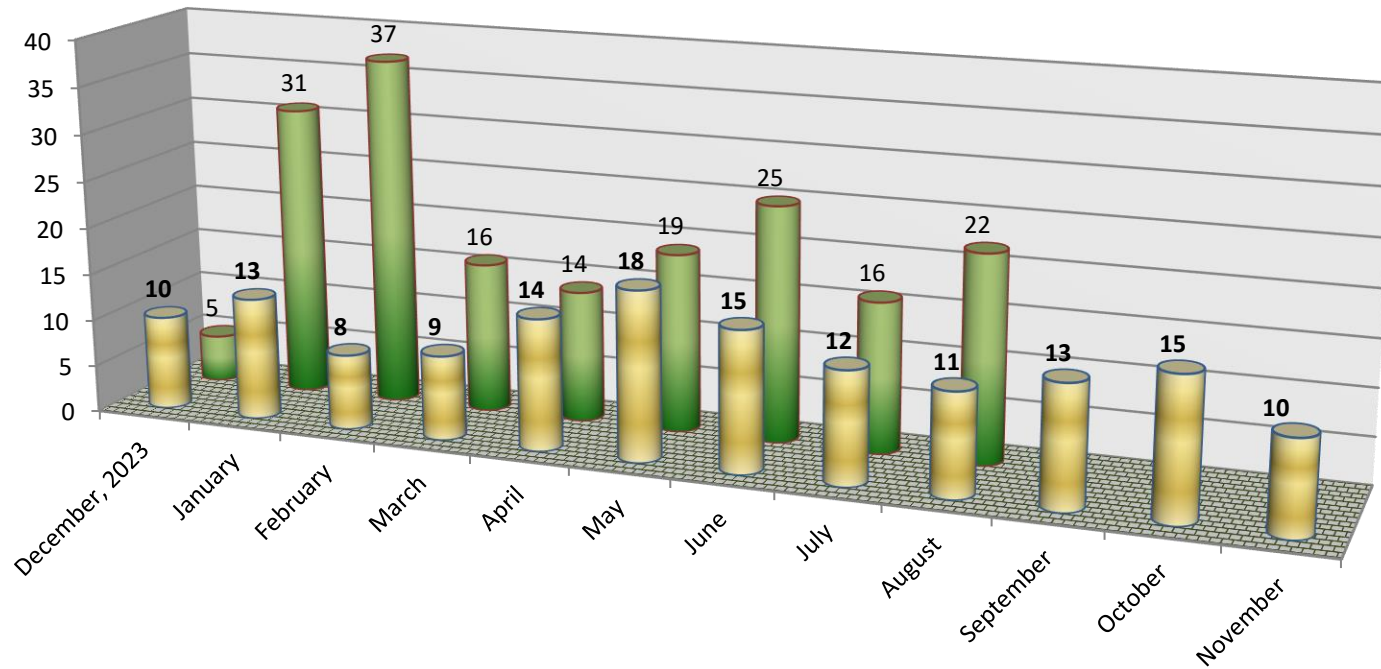
Utility Permit Comparison Chart

N
u
m
b
e
r

o
f

P
e
r
m
i
t
s

I
s
s
u
e
d



August 2024 Total = 11 Issued

August 2025 Total = 22 Issued

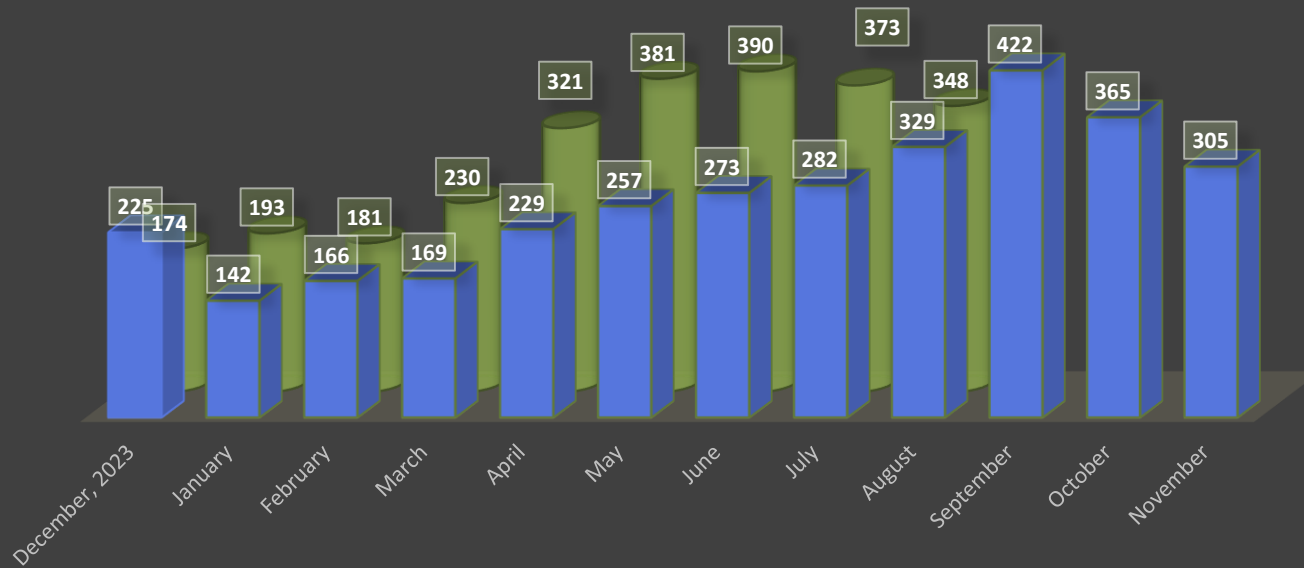
MOVING PERMIT COMPARISON CHART

N
u
m
b
e
r

o
f

p
e
r
m
i
t
s

I
s
s
u
e
d



August 2024 Total = 329 Issued

August 2025 Total = 348 Issued

Permit Activity Report

Permit Status From: 06/01/2025

Permit Status To: 08/31/2025

Permit Status: Issued

Permittee Company:

Permit Expiration Date:

Road Name:

GIS Feature: ALL

Permit Number:

Reviewer: ALL

Permit Number	Permit Status	Permittee Company	Road Name	Reviewer	Permit Issued Date	Permit Exp Date
AGR-2025-00002	Issued	WITHEY FARMS	Dauberman Rd (Co Hwy 62)	Doris Hohertz	06/12/2025	06/12/2026
AGR-2025-00003	Issued	DERAEDT FARMS	Plato Rd (Co Hwy 32)	Doris Hohertz	08/26/2025	08/26/2026
MIN-2025-00001	Issued	RICK SOJKA	Main Street Rd (Co Hwy 10)	Doris Hohertz	06/16/2025	06/16/2026
ROW-2024-00018	Issued	CITY OF ELGIN PUBLIC SERVICES	Big Timber Road (Co Hwy 21)	Doris Hohertz	08/29/2025	08/29/2026
ROW-2025-00001	Issued	CITY OF ELGIN PUBLIC SERVICES	McLean Blvd (Co Hwy 18)	Doris Hohertz	08/29/2025	08/29/2026
ROW-2025-00004	Issued	QUIKTRIP CORPORATION	N Randall (Co Hwy 34)	Doris Hohertz	08/06/2025	08/06/2026
ROW-2025-00018	Issued	ZENITH TECH, INC.	Bowes Rd (Co Hwy 17)	Doris Hohertz	08/14/2025	08/14/2026
ROW-2025-00020	Issued	KELLER-JENSEN	Keslinger Rd (Co Hwy 41)	Doris Hohertz	07/09/2025	07/09/2026
ROW-2025-00024	Issued	RUBINO ENGINEERING, INC.	Burlington Rd (Co Hwy 2)	Tim Knight	08/14/2025	08/14/2026

SEV-2025-00008	Issued	AMERICAN DIABETES ASSOCIATION	West County Line Road (Co Hwy 1) Burlington Road (Co Hwy 2) Harter Road (Co Hwy 4) MainStreet Road (Co Hwy 10) Meredith Road (Co Hwy 14) Keslinger Road (Co Hwy 41) Dauberman Road (Co Hwy 62)	Diana Garza	08/08/2025	08/08/2026
TMP-2024-00006	Issued	GENERATE CAPITAL	Keslinger Rd (Co Hwy 41)	Doris Hohertz	08/29/2025	08/29/2026
TMP-2025-00004	Issued	MODA HOMES, LLC	Galligan Rd (Co Hwy 6)	Doris Hohertz	06/18/2025	06/18/2026
TMP-2025-00005	Issued	TEAM PRIME GARAGE	Burlington Rd (Co Hwy 46)	Doris Hohertz	07/07/2025	07/07/2026
TMP-2025-00006	Issued	FD PRAIRIE GROVE LLC	Kaneville Rd (Co Hwy 84)	Doris Hohertz	07/31/2025	07/31/2026
UTL-2024-00032	Issued	HAMPSHIRE WEST, LLC	Ridgecrest Blvd	Kurt Nika	08/15/2025	11/15/2025
UTL-2024-00042	Issued	NICOR GAS COMPANY	Plato Rd (Co Hwy 32)	Ray Johnson	07/08/2025	10/08/2025
UTL-2024-00053	Issued	COMED	Big Timber Rd (Co Hwy 21)	Doris Hohertz	06/12/2025	09/12/2025
UTL-2024-00071	Issued	COMCAST CABLE	Kirk Rd (Co Hwy 77)	Tim Knight	06/02/2025	09/02/2025
UTL-2024-00105	Issued	HYLAN (WESTERN UITLITY)	Randall Rd (Co Hwy 34)	Ray Johnson	06/10/2025	09/10/2025
UTL-2024-00106	Issued	HYLAN (WESTERN UITLITY)	Randall Rd (Co Hwy 34)	Ray Johnson	06/10/2025	09/10/2025
UTL-2024-00107	Issued	HYLAN (WESTERN UITLITY)	Big Timber Rd (Co Hwy 21)	Ray Johnson	06/10/2025	09/10/2025
UTL-2024-00108	Issued	HYLAN (WESTERN UITLITY)	Big Timber Rd (Co Hwy 21)	Ray Johnson	06/10/2025	09/10/2025
UTL-2024-00109	Issued	HBK ENGINEERING	Randall Road (Co Hwy 34) & Big Timber (Co Hwy 21)	Ray Johnson	06/10/2025	09/10/2025

UTL-2024-00144	Issued	HYLAN (WESTERN UTILITY)	Kirk Rd (Co Hwy 77)	Ray Johnson	08/25/2025	11/25/2025
UTL-2024-00156	Issued	MCIMETRO ACCESS TRANSMISSION SERVICES LLC	Keslinger (Co Hwy 41)	Tim Knight	07/09/2025	10/09/2025
UTL-2024-00158	Issued	NICOR GAS COMPANY	Jericho Rd (Co Hwy 24)	Tim Knight	06/02/2025	09/02/2025
UTL-2024-00166	Issued	NICOR GAS COMPANY	Keslinger Rd (Co Hwy 41)	Tim Knight	07/16/2025	10/16/2025
UTL-2024-00172	Issued	WEST SHORE PIPELINE COMPANY	Big Timber Rd (Co Hwy 21)	Tim Knight	08/06/2025	11/06/2025
UTL-2024-00177	Issued	NICOR GAS / SOUTHERN COMPANY	Fabyan Pkwy (Co Hwy 8)	Tim Knight	06/12/2025	09/12/2025
UTL-2024-00189	Issued	MCIMETRO ACCESS TRANSMISSION SERVICES LLC	RANDALL RD (CO HWY 34)	Ray Johnson	08/06/2025	11/06/2025
UTL-2025-00006	Issued	NICOR GAS COMPANY	Randall Road (Co Hwy 34)	Tim Knight	06/06/2025	09/06/2025
UTL-2025-00013	Issued	AT&T	Fabyan Pkwy (Co Hwy 8)	Tim Knight	08/27/2025	11/27/2025
UTL-2025-00023	Issued	NICOR GAS COMPANY	Big Timber Rd (Co Hwy 21)	Tim Knight	06/02/2025	09/02/2025
UTL-2025-00033	Issued	COMMONWEALTH EDISON	Fabyan Pkwy (Co Hwy 8)	Tim Knight	06/18/2025	09/18/2025
UTL-2025-00037	Issued	KANE COUNTY INFORMATION TECHNOLOGY	Randall Rd (Co Hwy 34)	Tim Knight	08/22/2025	11/22/2025
UTL-2025-00038	Issued	NICOR GAS COMPANY	LaFox Road (Co Hwy 81)	Ray Johnson	08/27/2025	11/27/2025
UTL-2025-00039	Issued	ATT ILLINOIS	Main Street (Co Hwy 10) and Randall Ro (Co Hwy 34)	Tim Knight	06/09/2025	09/09/2025
UTL-2025-00043	Issued	MEDIACOM	Harter Road (Co Hwy 4)	Tim Knight	06/18/2025	09/18/2025
UTL-2025-00045	Issued	NICOR GAS / SOUTHERN COMPANY	Kirk Rd (Co Hwy 77)	Tim Knight	08/29/2025	11/29/2025
UTL-2025-00052	Issued	AT&T	Big Timber Rd (Co Hwy 21)	Tim Knight	06/02/2025	09/02/2025
UTL-2025-00053	Issued	METROFIBERNET, LLC	Orchard Rd (Co Hwy 83)	Tim Knight	07/09/2025	10/09/2025

UTL-2025-00057	Issued	COMCAST	Randall Rd (Co Hwy 34)	Tim Knight	06/04/2025	09/04/2025
UTL-2025-00058	Issued	VINAKOM COMUNICATIONS	Randall Rd (Co Hwy 34)	Doris Hohertz	07/11/2025	10/11/2025
UTL-2025-00059	Issued	MIDWEST FIBER NETWORKS LLC	Galligan Rd (Co Hwy 6)	Tim Knight	07/01/2025	10/01/2025
UTL-2025-00060	Issued	COMED	Empire Rd (Co Hwy 69)	Tim Knight	06/18/2025	09/18/2025
UTL-2025-00061	Issued	LUMEN TECHNOLOGIES	Randall Rd (Co Hwy 34)	Tim Knight	08/22/2025	11/22/2025
UTL-2025-00063	Issued	NICOR GAS	Davis Rd (Co Hwy 44)	Tim Knight	07/07/2025	10/07/2025
UTL-2025-00065	Issued	COMED	Plank Rd (Co Hwy 22)	Tim Knight	07/02/2025	10/02/2025
UTL-2025-00066	Issued	COMMONWEALTH EDISON	Randall Rd (Co Hwy 34)	Tim Knight	07/11/2025	10/11/2025
UTL-2025-00067	Issued	COMCAST CABLE	Randall Rd (Co Hwy 34)	Tim Knight	06/05/2025	09/05/2025
UTL-2025-00069	Issued	NICOR GAS COMPANY	Dunham Rd (Co Hwy 19)	Tim Knight	06/24/2025	09/24/2025
UTL-2025-00070	Issued	NICOR GAS / SOUTHERN COMPANY	Dunham Rd (Co Hwy 19)	Tim Knight	06/24/2025	09/24/2025
UTL-2025-00071	Issued	COMED	Big Timber Rd (Co Hwy 21)	Doris Hohertz	06/06/2025	09/06/2025
UTL-2025-00073	Issued	COMED	Montgomery Rd (Co Hwy 29)	Tim Knight	07/31/2025	10/31/2025
UTL-2025-00075	Issued	COMED	Allen Rd (Co Hwy 3)	Tim Knight	06/26/2025	09/26/2025
UTL-2025-00076	Issued	MWI PROPERTY GROUP	Fabyan Pkwy (Co Hwy 8)	Doris Hohertz	06/26/2025	09/26/2025
UTL-2025-00079	Issued	COMED	Swan, Scott, Davis, Dauberman, Jericho and Granart	Diana Garza	08/13/2025	11/13/2025
UTL-2025-00080	Issued	COMCAST CABLE	Big Timber Rd (Co Hwy 21)	Tim Knight	06/20/2025	08/20/2025
UTL-2025-00081	Issued	COM ED	Peplow Rd (Co Hwy 11)	Tim Knight	08/06/2025	11/06/2025
UTL-2025-00082	Issued	COMCAST CABLE	Dunham Rd (Co Hwy 19)	Tim Knight	08/11/2025	11/11/2025

UTL-2025-00084	Issued	COMCAST CABLE	Keslinger Rd (Co Hwy 41) & Brundge Rd	Tim Knight	07/30/2025	10/30/2025
UTL-2025-00085	Issued	COMED	McGough (Co Hwy 28) and Ellithorpe (Co Hwy 49)	Doris Hohertz	07/17/2025	10/17/2025
UTL-2025-00086	Issued	ATT ILLINOIS	Randall Rd (Co Hwy 34)	Tim Knight	07/15/2025	10/15/2025
UTL-2025-00087	Issued	NICOR - CONSTRUCTION OPERATIONS SUPERINTENDENT	Randall Rd (Co Hwy 34)	Tim Knight	07/01/2025	10/01/2025
UTL-2025-00088	Issued	COMCAST	Randall Rd (Co Hwy 34)	Tim Knight	08/11/2025	11/11/2025
UTL-2025-00091	Issued	COMED	LaFox (Co Hwy 81)	Tim Knight	08/14/2025	11/14/2025
UTL-2025-00092	Issued	ZAYO BANDWIDTH	Randall Rd (Co Hwy 34)	Doris Hohertz	08/22/2025	11/22/2025
UTL-2025-00093	Issued	COMED	Hughes Road (Co Hwy 26)	Doris Hohertz	08/21/2025	11/21/2025
UTL-2025-00094	Issued	ATT ILLINOIS	Randall Rd (Co Hwy 34)	Doris Hohertz	07/14/2025	10/14/2025
UTL-2025-00096	Issued	NICOR GAS / SOUTHERN COMPANY	Keslinger Rd (Co Hwy 41)	Tim Knight	07/28/2025	10/28/2025
UTL-2025-00099	Issued	COMED	Bunker Rd (Co Hwy 16)	Tim Knight	08/22/2025	11/22/2025
UTL-2025-00106	Issued	VILLAGE OF MONTGOMERY	Montgomery Rd (Co Hwy 29)	Doris Hohertz	08/22/2025	11/22/2025
UTL-2025-00108	Issued	ATT ILLINOIS	Randall Rd (Co Hwy 34) & Woodward Dr.	Tim Knight	08/18/2025	11/18/2025
UTL-2025-00109	Issued	ATT ILLINOIS	Orchasrd (Co Hwy 83) & Indian Trl	Tim Knight	08/12/2025	11/12/2025
UTL-2025-00110	Issued	COMMONWEATH EDISON	French Rd (Co Hwy 11)	Tim Knight	08/14/2025	11/14/2025
UTL-2025-00116	Issued	ATT ILLINOIS	Dunham Rd (Co Hwy 77)	Tim Knight	08/20/2025	11/20/2025

Permit Activity Report

Permit Company:

Road Name:

GIS Feature: ALL

Permit Number:

Reviewer: ALL

Permit Number	Permit Status	Permittee Company	Road Name	Reviewer
AAH-2024-00009	Open	KANE COUNTY DOT	County Line Rd (Co Hwy 1)	Dustin Sundquist
AAH-2025-00013	Open	THE SCOLERI FAMILY	Silver Glen Road (Co Hwy 5)	Dustin Sundquist
AAH-2025-00014	Open	KIWANIS CLUB OF BATAVIA GENEVA AREA	Randall Road (Co Hwy 34)	Dustin Sundquist
AAH-2025-00015	Open		Burlington road (Co Hwy 2)	Dustin Sundquist
AAH-2025-00016	Open	IN MEMORY OF PATRICIA TAYLOR	Bowes Rosd (Co Hwy 17)	Dustin Sundquist
AAH-2025-00017	Open	AM KING	Fabyan Parkway (Co Hwy 8)	Dustin Sundquist
AAH-2025-00018	Open	ISLAMIC CENTER OF KANE COUNTY	Randall Rd (Co Hwy 34)	Dustin Sundquist
AAH-2025-00019	Open	FIGHT AGAINST PANCREATIC CANCER	Healy Rd	Dustin Sundquist
MAJ-2024-00002	Open	MIDWEST INDUSTRIAL FUNDS	Fabyan Pkwy(Co Hwy8) and Kautz Rd	Doris Hohertz
MAJ-2024-00004	Open	GILBERTS DEVELOPMENT FN LLC	Galligan Road (Co Hwy 6)	Doris Hohertz
MAJ-2025-00004	Open	HAMPSHIRE WEST, LLC	Big Timber Rd (Co Hwy 21)	Doris Hohertz
MAJ-2025-00005	Open	SHODEEN INC.	Keslinger Rd (Co Hwy 41)	Doris Hohertz
MAJ-2025-00006	Open	ANTUNES		Doris Hohertz
MNR-2024-00004	Open	1203 FABYAN PARKWAY	Fabyan Parkway (Co Hwy 8)	Doris Hohertz
MNR-2024-00005	Open	FD FUND II, LLC	Peck Rd (Co Hwy 84)	Doris Hohertz
PLTA20230000513-01	Open	ISD ENGINEERING	Kirk Rd (Co Hwy 77)	
PLTA20230000669	Open	ANTUNES	Kirk Rd (Co Hwy 77)	Doris Hohertz

ROW-2024-00023	Open	VILLAGE OF WEST DUNDEE	Huntley Road (Co Hwy 30)	Doris Hohertz
ROW-2024-00027	Open	GSI FAMILY	Kirk Road (Co Hwy 77)	Doris Hohertz
ROW-2025-00003	Open	VILLAGE OF NORTH AURORA	Orchard Gateway (Co Hwy 83)	Doris Hohertz
ROW-2025-00012	Open	CHC CONSULTING, LLC	Dunham Rd (Co Hwy 19)	Doris Hohertz
ROW-2025-00019	Open	COM ED	French Rd (Co Hwy 11)	Doris Hohertz
ROW-2025-00021	Open			Doris Hohertz
ROW-2025-00022	Open	FLOCK SAFETY		Tim Knight
ROW-2025-00023	Open	FLOCK SAFETY		Tim Knight
SUB-2023-00001	Open	WOODGATE PROPERTIES LLC	Woodgate Road	Kurt Nika
SUB-2025-00001	Open	RIDGEFIELD OF HUNTLEY, L.L.C.	Ridgefield Blvd	Kurt Nika
TMP-2023-00001	Open	GILBERTS DEVELOPMENT, LLC	Galligan Road (Co Hwy 6)	Kurt Nika
TMP-2024-00005	Open	MIDWEST INDUSTRIAL FUNDS	Fabyan Pkwy(Co Hwy8) and Kautz Rd	
TMP-2024-00008	Open	MWI PROPERTY GROUP	Fabyan Pkwy(Co Hwy8)	Doris Hohertz
UTL-2023-00027	Open	NICOR GAS	Orchard Rd (Co Hwy 83)	Doris Hohertz
UTL-2023-00037	Open	NICOR GAS COMPANY	Fabyan Parkway (Co Hwy 8)	Doris Hohertz
UTL-2023-00078	Open	MCC TELEPHONY OF IL LLC DBA MEDIACOM	Fabyan Parkway	
UTL-2023-00094	Open	PRIMERA ENGINEERS, LTD.	Randall Road (Co Hwy 34)	Doris Hohertz
UTL-2023-00101	Open	NICOR GAS COMPANY	Army Trail (Co Hwy 20) & Dunham Rd.(Co Hwy 19)	Ray Johnson
UTL-2024-00002	Open	NICOR GAS COMPANY	Keslinger Rd (Co Hwy 41)	Tim Knight
UTL-2024-00033	Open	ESPO ENGINEERING	Fabyan Pkwy (Co Hwy 8)	Tim Knight
UTL-2024-00054	Open	KANE COUNTY DIVISION OF ENVIRONMENTAL AND WATER RESOURCES	Plank Rd (Co Hwy 22)	Tim Knight
UTL-2024-00089	Open	FARNSWORTH GROUP, INC.	Peck Road (Co Hwy 84)	Doris Hohertz
UTL-2024-00096	Open	TEBRUGGE ENGINEERING	Montgomery Road (Co Hwy 29)	Tim Knight
UTL-2024-00110	Open	HYLAN (WESTERN UTILTY)	Randall Rd (Co Hwy 34)	Ray Johnson
UTL-2024-00111	Open	HYLAN (WESTERN UTILTY)	Randall Rd (Co Hwy 34)	Ray Johnson
UTL-2024-00112	Open	HBK ENGINEERING	Randall Rd (Co Hwy 34)	Ray Johnson

UTL-2024-00113	Open	HBK ENGINEERING	Randall Rd (Co Hwy 34)	Ray Johnson
UTL-2024-00114	Open	HBK ENGINEERING	Randall Rd (Co Hwy 34)	Ray Johnson
UTL-2024-00115	Open	HBK ENGINEERING	Randall Rd (Co Hwy 34)	Ray Johnson
UTL-2024-00116	Open	HBK ENGINEERING	Randall Road (CO HWY 34)	Ray Johnson
UTL-2024-00117	Open	HBK ENGINEERING	Randall Rd (Co Hwy 34)	Ray Johnson
UTL-2024-00118	Open	HBK ENGINEERING	Randall Rd (Co Hwy 34)	Ray Johnson
UTL-2024-00119	Open	HBK ENGINEERING	Randall Rd (Co Hwy 34)	Ray Johnson
UTL-2024-00120	Open	HBK ENGINEERING	Randall Rd (Co Hwy 34)	Ray Johnson
UTL-2024-00121	Open	HBK ENGINEERING	Randall Rd (Co Hwy 34)	Ray Johnson
UTL-2024-00122	Open	HBK ENGINEERING	Randall Rd (Co Hwy 34)	Ray Johnson
UTL-2024-00123	Open	HBK ENGINEERING	Randall Rd (Co Hwy 34)	Ray Johnson
UTL-2024-00124	Open	HBK ENGINEERING	Randall Rd (Co Hwy 34)	Ray Johnson
UTL-2024-00125	Open	HBK ENGINEERING	Silver Glen Rd (County Hwy 5)	
UTL-2024-00126	Open	HBK ENGINEERING	Silver Glen Rd (County Hwy 5)	Ray Johnson
UTL-2024-00127	Open	HBK ENGINEERING	Army Trail Road Co Hwy 20)	Ray Johnson
UTL-2024-00128	Open	HBK ENGINEERING	Dunham Rd (Co Hwy 19)	Ray Johnson
UTL-2024-00129	Open	HBK ENGINEERING	Kirk Road (Co Hwy 77)	Ray Johnson
UTL-2024-00130	Open	HBK ENGINEERING	Kirk Road (Co Hwy 77)	Ray Johnson
UTL-2024-00131	Open	HBK ENGINEERING	Kirk Road (Co Hwy 77)	Ray Johnson
UTL-2024-00132	Open	HBK ENGINEERING	Kirk Road (Co Hwy 77)	Ray Johnson
UTL-2024-00133	Open	HBK ENGINEERING	Kirk Road (Co Hwy 77)	Ray Johnson
UTL-2024-00134	Open	HBK ENGINEERING	Kirk Rd (Co Hwy 77)	Ray Johnson
UTL-2024-00135	Open	HBK ENGINEERING	Kirk Rd (Co Hwy 77)	Ray Johnson
UTL-2024-00136	Open	HBK ENGINEERING	Kirk Rd (Co Hwy 77)	Ray Johnson
UTL-2024-00137	Open	HBK ENGINEERING	Kirk Rd (Co Hwy 77)	Ray Johnson
UTL-2024-00138	Open	HBK ENGINEERING	Kirk Rd (Co Hwy 77)	Ray Johnson
UTL-2024-00139	Open	HBK ENGINEERING	Kirk Road (Co Hwy 77)	Ray Johnson
UTL-2024-00140	Open	HBK ENGINEERING	Kirk Rd (Co Hwy 77)	Ray Johnson
UTL-2024-00141	Open	HBK ENGINEERING	Kirk Road (Co Hwy 77)	Ray Johnson

UTL-2024-00142	Open	HBK ENGINEERING	Kirk Rd (Co Hwy 77)	Ray Johnson
UTL-2024-00143	Open	HBK ENGINEERING	Kirk Rd (Co Hwy 77)	Ray Johnson
UTL-2024-00146	Open	HYLAN (WESTERN UITLITY)	Kirk Rd (Co Hwy 77)	Ray Johnson
UTL-2024-00147	Open	HYLAN (WESTERN UITLITY)	Kirk Rd (Co Hwy 77)	Ray Johnson
UTL-2024-00148	Open	HYLAN (WESTERN UITLITY)	Kirk Rd (Co Hwy 77)	Ray Johnson
UTL-2024-00155	Open	HBK ENGINEERING	Kirk Rd (Co Hwy 77)	Ray Johnson
UTL-2024-00161	Open	INTREN LLC	Plank Road (Co Hwy 22)	Tim Knight
UTL-2024-00165EXT1	Open	COMED		Doris Hohertz
UTL-2024-00176	Open	AT&T	Randall Rd (CH 34); Big Timber Rd (CH 21)	Tim Knight
UTL-2024-00178	Open	FEHR GRAHAM	Kirk Road (Co Hwy 77)	Doris Hohertz
UTL-2024-00181EXT2	Open	NICOR GAS		Doris Hohertz
UTL-2024-00196	Open	COMED	Jericho Road (Co Hwy 24)	Tim Knight
UTL-2025-00001EXT1	Open	NICOR GAS / SOUTHERN COMPANY		Doris Hohertz
UTL-2025-00023EXT1	Open	NICOR GAS COMPANY		Doris Hohertz
UTL-2025-00029EXT1	Open	COMED		Doris Hohertz
UTL-2025-00031	Open	NICOR GAS / SOUTHERN COMPANY	Tyrell Rd (Co Hwy 59)	Tim Knight
UTL-2025-00062	Open	SHACTEE ENGINEERING	Silver Glen Rd (Co Hwy 5)	Tim Knight
UTL-2025-00068	Open	IMEG, CORP.	Main Street Rd (Co Hwy 10)	Doris Hohertz
UTL-2025-00069EXT1	Open	NICOR GAS COMPANY		Doris Hohertz
UTL-2025-00070EXT1	Open	NICOR GAS / SOUTHERN COMPANY		Doris Hohertz
UTL-2025-00074	Open	AT&T	Randall Rd (Co Hwy 34)	Tim Knight
UTL-2025-00075EXT1	Open	COMED		Doris Hohertz
UTL-2025-00077	Open	COMCAST CABLE	Randall Rd (Co Hwy 34)	Tim Knight
UTL-2025-00078	Open	HAMPSHIRE WEST, LLC	Big Timber Rd (Co Hwy 21)	Doris Hohertz
UTL-2025-00080EXT1	Open	COMCAST CABLE		Doris Hohertz
UTL-2025-00083	Open	COMCAST CABLE	Fabyan Pkwy (Co Hwy 8)	Tim Knight
UTL-2025-00089	Open	ESPO ENGINEERING	Big Timber Rd (Co Hwy 21)	Tim Knight
UTL-2025-00090	Open	MCC TELEPHONY OF IL LLC DBA MEDIACOM	Main Street Rd (Co Hwy 10)	Tim Knight

UTL-2025-00095	Open	MIDWEST FIBER NETWORKS (MFN)	Randall Rd (Co Hwy 34)	Tim Knight
UTL-2025-00097	Open	COMCAST CABLE	Randall Rd (Co Hwy 34)	Tim Knight
UTL-2025-00098	Open	COMED	Randall Rd (Co Hwy 34)	Tim Knight
UTL-2025-00100	Open	TALMAN CONSULTANTS	Bowes Rd (Co Hwy 17)	Tim Knight
UTL-2025-00101	Open	ESPO ENGINEERING	Longmeadow Parkway (Co Hwy 86)	Tim Knight
UTL-2025-00102	Open	HBK ENGINEERING	Kirk Rd (Co Hwy 77)	Doris Hohertz
UTL-2025-00104	Open	COMED	Randall Rd (Co Hwy 34)	Doris Hohertz
UTL-2025-00105	Open	COMCAST CABLE	Randall Rd (Co Hwy 34)	Tim Knight
UTL-2025-00107	Open	AT&T	Randall Rd (Co Hwy 34)	Tim Knight
UTL-2025-00111	Open	METRO FIBERNET, LLC	Randall Rd (Co Hwy 34)	Doris Hohertz
UTL-2025-00113	Open	COMED		Tim Knight
UTL-2025-00115	Open	NICOR GAS		Doris Hohertz
UTL-2025-00117	Open	AT&T		Tim Knight

Algonquin Meadows Subdivision



Major Access to
Longmeadow Parkway



Longmeadow Parkway and Stonegate Rd – East of Randall Rd

Ignite Batavia – Long Term Care

Right-In/Right-Out Access to Main St. East of Deerpath Rd



STATE OF ILLINOIS)

SS.

COUNTY OF KANE)

REPORT NO. TMP-25-1092

TRAFFIC OPERATIONS REPORT

KANE COUNTY DIVISION OF TRANSPORTATION

Traffic Operations Department Monthly Report – September 16, 2025

TRAFFIC OPERATIONS

1. Traffic signal and street lighting maintenance items
 - The electrical maintenance contractor, H&H, has completed the 2025 inspection of the UPS, street lighting cabinets, and camera cleaning. Inspection reports have been submitted to KDOT.
 - Conducted maintenance transfer and field inspections at Main Street & Deerpath and Randall Road & Main Street.
 - Installed a new controller cabinet at Randall Road & Keslinger Road on 8/20/2025 following a car accident.
 - Prepared FOIA data for the intersection of Kirk Road & Wind Energy Pass.
2. Ongoing Routine Activities:
 - Daily monitoring of Interconnected Traffic Signal System and Intelligent Transportation System (ITS) Devices such as Cameras, Malfunction Management Units, Detection systems, and Battery Backup systems.
 - Manage and oversee Electrical Maintenance Contractor activities in the routine maintenance of Traffic Signals, Street Lighting, Flashing beacons, and other ITS devices
 - Record and investigate received motorist operations related complaints.
 - Review & process insurance claims related to damages to traffic signal and lighting infrastructure.

This report is submitted for information purposes and staff recommends that it be placed on file.

Attachments: N/A

Detailed information available from: Phoebe Wu, Chief of Traffic Operations
630-208-3139

Passed by the Kane County Board on October 14, 2025.

John A. Cunningham, MBA, JD, JD
Clerk, County Board
Kane County, Illinois

Corinne M. Pierog MA, MBA
Chairman, County Board
Kane County, Illinois

Vote:



RESOLUTION / ORDINANCE EXECUTIVE SUMMARY ADDENDUM

Title

Approving a Contract for Construction with Helm Electric Facility Solutions, Inc. dba Helm Electric of Rockford, Illinois for the KDOT Fiber Optic Backup Improvement Project, Kane County Section No. 25-00583-00-TL

Committee Flow:

Transportation Committee, Executive Committee, County Board

Contact:

Kurt Nika, 630.406.7372

Budget Information:

Was this item budgeted? Yes	Appropriation Amount: \$1,271,621.25
If not budgeted, explain funding source: N/A	
Was this item passed through the appropriate committee? Yes	

Summary:

On August 26th, six bids were opened at KDOT for the above-mentioned project which includes the installation of fiber optic cable in conduit along Burlington Road, Silver Glen Road and Randall Road.

The lowest qualified bid of \$ 1,271,621.25 was submitted by Helm Electric Facility Solutions, Inc. dba Helm Electric of Rockford, Illinois. Helm Electric Facility Solutions, Inc. dba Helm Electric is IDOT prequalified for this work as required in the contract specifications.

Kane County Division of Transportation staff reviewed the bid submitted to determine compliance with the Kane County Ordinance. After review of the bid, it was determined that the bid submitted did not meet all guidelines set forth within the Responsible Bidder Ordinance (RBO) provisions of the Kane County Purchasing Ordinance. Consistent with the terms of the RBO, the bid was then reviewed for compliance with the remaining sections of the Kane County Purchasing Ordinance. After completing this review, KDOT is recommending approval for the low bidder, Helm Electric Facility Solutions, Inc. dba Helm Electric of Rockford, Illinois.

This project has an anticipated completion date of 04/15/2026, weather permitting, and is funded entirely with local funds.

Staff recommends approval.



Helm Electric
Sterling
1514 W. Fourth St.
Sterling, IL 61081
815-625-5949

Helm Electric
Rockford
5280 11th St.
Rockford, IL 61109
815-625-5949

CONTRACTOR DISCLOSURE

As of 8/26/2025, Helm Electric Facility Solutions Inc dba Helm Electric, to the best of our knowledge the Owners, Officers or Executives have not made any political campaign contributions to any Kane County Elected Official countywide in the last 12 month period.

Below is a list of shareholders or owners, with at least 5% holdings in Helm Facility Solutions Inc dba Helm Electric.

Brian L Helm – 28.1152%

Rockford, IL

Eric P Helm – 20.9723%

Freeport, IL

Mark J Helm – 28.1152%

Freeport, IL

Paula Helm – 7.1429%

Glenwood Springs, CO

Officer

8/26/2025

Date

Secretary

Subscribed and Sworn this 26th day of August 2025.

Notary Public





Helm Electric
Sterling
1514 W. Fourth St.
Sterling, IL 61081
815-625-5949

Helm Electric
Rockford
5280 11th St.
Rockford, IL 61109
815-625-5949

FAMILIAL RELATIONSHIP DISCLOSURE

As of 8/26/2025, Helm Electric Facility Solutions Inc dba Helm Electric, to the best of our knowledge the Owners, Officers or Executives do not have a familial relationship with any County Elected Official or County Department Director within the last 12 month period. "Familial Relationship" is defined in Public Act 101-0544.

The County may deny, suspend or terminate the eligibility of a person, firm, corporation, association, agency, institution, or other legal entity to participate as a vendor for goods or services to the County, if the vendor, for contractors greater than \$30,000, fails to disclose the County a familial relationship between a County Elected Official or County Department Director.

Officer


8/26/2025

Date

Secretary Title

Subscribed and Sworn this 26th day of August 2025.

Notary Public





Helm Electric
Sterling
1514 W. Fourth St.
Sterling, IL 61081
815-625-5949

Helm Electric
Rockford
5280 11th St.
Rockford, IL 61109
815-625-5949

August 26, 2025

Kane County Government Center
Purchasing Department, Bldg. A
719 South Batavia Avenue
Geneva, IL 60134

Re: Contract Disclosure
Kane County Code, Art. II, Div 3, Sec 2-211
Helm Electric Facility Solutions, Inc. dba Helm Electric

To whom it may concern:

In compliance with the Kane County Code Referenced above this letter will serve as our disclosure of:

- A. Campaign Contributions for the last 12 months.
- B. Individuals having more than 5% ownership of shares in the company.
- C. Names and contact information of lobbyists, agents and representatives.
- D. A statement under oath that we have not withheld any disclosures as to the economic interest.

- Campaign contributions: Helm Electric has not made campaign contributions in the past 12 months.
- Ownership interest in Helm Electric: There are four individuals that hold over 5% of the shares in Helm Electric.
- Helm Electric does not have any lobbyist, agents or representatives who are or would be having contact with Kane County Employees or officials in relation to contracts or bids.
- Helm Electric has not withheld nor reserved any information regarding economic interest in the firm as required by County Code for this disclosure.

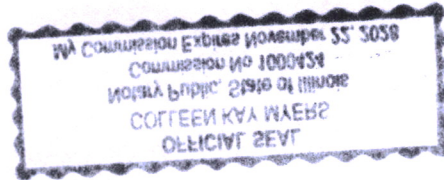
Sincerely,

A handwritten signature in blue ink, appearing to read "G. AR".

Secretary

Subscribed and Sworn this 26th day of August 2025.

A handwritten signature in blue ink, appearing to read "Colleen Kay Myers".
Notary Public



Bid Result Publication Revision**Publication Type**

Unofficial Results

Adesta, an Allied Universal Company

Organization Name	Adesta, an Allied Universal Company
Bid Amount	\$2,370,451.38
Line Items	Full
Bid Rank	5
Address	2000 Bloomingdale Rd Glendale Heights Illinois 60139 United States

Electric Conduit Construction

Organization Name	Electric Conduit Construction
Bid Amount	\$1,777,791.56
Line Items	Full
Bid Rank	3
Address	816 Hicks Drive Elburn Illinois 60119 United States

Western Utility dba Hylan

Organization Name	Western Utility dba Hylan
Bid Amount	\$2,698,865.50
Line Items	Full
Bid Rank	6
Address	2565 Palmer Ave University Park Illinois 60484 United States

PirTano Construction Company

Organization Name	PirTano Construction Company
Bid Amount	\$1,660,545.20
Line Items	Full
Bid Rank	2
Address	1766 Armitage Court Addison Illinois 60101 United States

Helm Electric

Organization Name	Helm Electric
--------------------------	---------------

Bid Amount \$1,271,621.25
Line Items Full
Bid Rank 1
Address
1514 W 4th St
Sterling Illinois
61081 United States

APPARENT LOW BIDDER

IHC Construction Companies LLC

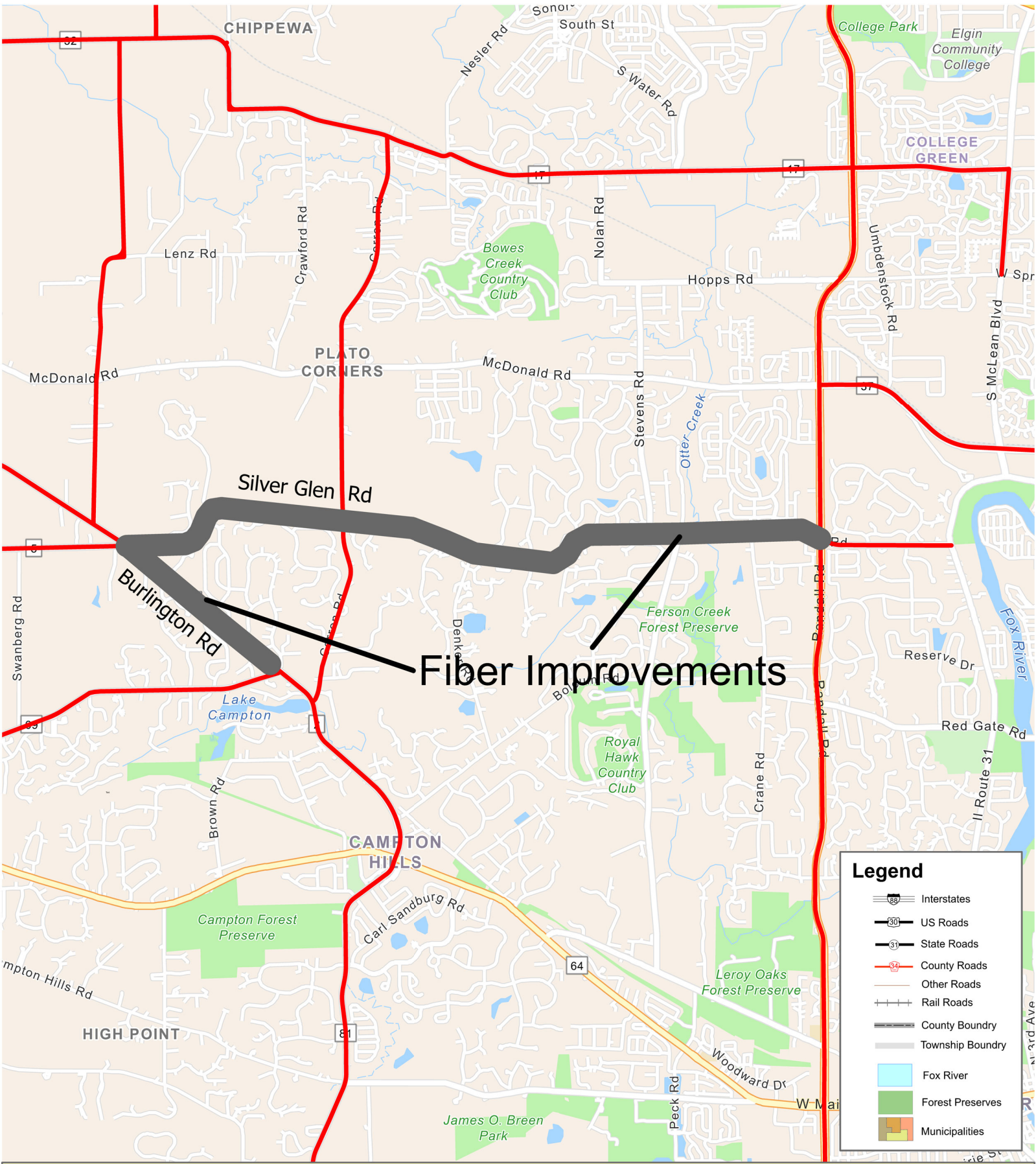
Organization Name IHC Construction Companies LLC
Bid Amount \$2,182,531.72
Line Items Full
Bid Rank 4
Address
385 Airport Road, Suite 100
Elgin Illinois
60123 United States

Bid Results Email Email Attachment(s)

File	Size	Uploaded Date	Language
No Files			

Additional Recipients

Include notification issuer as an additional recipient No



Section Number 25-00583-00-TL
KDOT Fiber Optic Backup Improvements



STATE OF ILLINOIS)
COUNTY OF KANE) SS.

REPORT NO. TMP-25-1089
PROJECT IMPLEMENTATION REPORT

KANE COUNTY DIVISION OF TRANSPORTATION

Project Implementation Report

Project websites are at <http://kdot.countyofkane.org/pages/projects/highway-projects.aspx>

Monthly Report September 16, 2025

Construction Highlights

- Countywide Recessed Reflective Pavement Marker project - The project is substantially complete. KDOT staff is working with the contractor on punch list items and final quantities.
- Keslinger Box Culvert Extension and Guardrail Removal Work - Work is substantially complete on the box culvert extension on Keslinger Road located near Dauberman Road. Staff and the contractor are working on punch list work, quantity agreement and final paperwork.
- Bunker Road Extension – Keslinger Road to LaFox Road – Storm Sewer and earth moving crews are installing new drainage structures, drying the in-situ soils and moving them to the new elevations of the proposed roadway. Work on this project is in phases - Phase One involves off-road work during 2025 and Phase Two involves intersection work on Keslinger Road during 2026. Project completion is scheduled for the end of 2026.
- Hughes Rd Bridge repairs - Work is substantially complete on the Hughes Road Bridge over Blackberry Creek to replace specific bridge beams. Staff and the contractor are working on punch list work, quantity agreement and final paperwork.
- Countywide Resurfacing Program - Work continues on the Annual Resurfacing contract. Crews are working in the northern section of the County removing and reapplying HMA surface to the roads on the contract. Work is anticipated to be complete by Nov. 2025.
- Allen Road Culvert Replacement – Staff has hosted a Pre-construction meeting with the Contractor for the two culvert replacements. Work is anticipated to begin in early September. Completion is expected by late September 2025.
- Claude Hansen Bridge Repair – Work is substantially complete. Staff and the contractor are working on punch list work, quantity agreement and final paperwork.
- Resurfacing Contract #2 – Work on the northern part of the County has begun with McGough Road. This second resurfacing contract will include ADA ramp work to County roads. Completion is expected by November 2025.
- Rejuvenator and Chip Seal - KDOT staff has hosted Pre-construction meetings with the contractor for both projects which are scheduled to begin in early September. These projects have a completion date of late October 2025.
- Paint and Urethane Pavement Markings contracts – Work has begun on the two projects. Completion for these contracts is expected by Sept and October 2025, respectively.

Design Highlights (construction letting dates dependent upon completion of land acquisition)

- Dauberman Road/Meredith Road Realignment – A Feasibility Study is underway to determine the optimal realignment to connect Dauberman Road to Meredith Road. Several alignments south of Keslinger Road were being considered and a preferred alternate is being refined.
- Fabyan Parkway from IL 31 to IL 25 – PE I is underway to determine the optimal realignment of the intersection of Fabyan and IL 31. Because of the improvements being considered for the intersection of Fabyan and IL 31, there will also need to be improvements to the Fabyan Parkway over the Fox River Bridge and to the Fabyan Parkway at IL 25 intersection. Bicycle/pedestrian accommodations at the intersections and across the bridge will also be considered. Meetings with key stakeholders were held to discuss design alternatives and

gather input from them on the project design. Once the Intersection Design Studies are approved by IDOT, a Public Information Meeting will be held, likely fall 2025. Federal funding opportunities will be pursued for this project. Project website at <https://www.fabyanil31intersection.com/>

- Fabyan Parkway at Settler's Hill and at Kingsland Drive – PE II is underway for this locally funded intersection and roadway improvement project along Fabyan Parkway. To improve traffic flow and safety at both intersections, Fabyan will be widened for auxiliary turn lanes and the two side roads will be widened for channelization. Bike/Ped and ADA improvements will be considered and ROW will be needed for this project. Coordination is on-going with local stakeholders and with FPDKC.
- Galligan Road from Binnie Road to Freeman Road – PE I is underway for this roadway and intersection improvement project to include capacity and safety improvements. Intersection improvements will include installation roundabouts at each intersection. The project will also include pavement widening for installation of a bi-directional turn lane, culvert replacement, earthwork for future multi-use path construction, and associated drainage improvements. ROW will also be needed for this project. Federal funding opportunities will be pursued for this project.
- Kirk Road over UPRR, Metra & Tyler Creek – The existing 18-span bridge will be replaced with three single span bridges over the Union Pacific Railroad, Reed Road and White's Creek with the remaining spans filled and supported with MSE retaining walls. PE II and ROW continue for this bridge replacement and roadway reconstruction/add lanes along Kirk Road between Cherry Lane and IL 38.
- Longmeadow Parkway Bridge – It is anticipated that a tree purchase contract will occur in 2026 – coordination is ongoing with the FPDKC.
- Montgomery Road at Howell Place – PE I/II is underway for this locally funded intersection improvement project. Improvements to this three-legged intersection with a temporary traffic signal and a commercial entrance to the south (that acts as a fourth leg to the intersection) will include widening and resurfacing along Montgomery between State Street/Raymond Drive and Kingston, installation of permanent signals, crossing/ADA improvements, and potential reconfiguration of the commercial entrance to the south of the intersection. Drainage improvements and ROW will be required for this project.
- Plank Road from Romke Road to Brier Hill Road – PE II is underway for this federally-funded safety improvement project to provide shoulder widening, roadway resurfacing, installation of centerline and shoulder rumble strips, recessed reflective pavement markers and ditch grading. ROW will be needed for this project.
- Plank Road from West County Line Road to Engel Road – PE I is underway for this federally-funded safety improvement project to provide shoulder widening, roadway resurfacing, installation of centerline and shoulder rumble strips, recessed reflective pavement markers and ditch grading. ROW will be needed for this project.

- Randall Road at IL 72 Intersection Improvements – PE II is nearing completion to improve intersection capacity, pedestrian movements and safety at this location. Randall Road at IL 72 exhibits some of the highest traffic volumes in Kane County. Proposed improvements will include widening to incorporate a third through lane along Randall Road, auxiliary lanes will be lengthened on all approaches, traffic signal modernization and roadway resurfacing. Pedestrian accommodations include a 10-ft paved multi-use path on the west side of Randall Road for the length of the project improvements that will connect to the recreation center. A pedestrian connection will be provided in the northeast quadrant with crosswalks on the north and west legs of the intersection. This project is targeting a September 2025 IDOT letting.
- Randall Road at Big Timber Road Intersection Improvements – PE II is underway to improve intersection capacity, pedestrian movements and safety. Proposed improvements will include widening to incorporate a third through lane, re-alignment of the west leg of Big Timber Road to improve the intersection angle and sight distance, implementation of a free flow eastbound right turn lane, restriping of the northbound left turn lane to create dual left turn lanes, auxiliary lanes will be lengthened on all approaches, traffic signal modernization and roadway resurfacing. Pedestrian accommodations include a 5-ft sidewalk in the northeast, northwest and southeast quadrants with crosswalks on the north and east legs of the intersection. A 10-ft paved multi-use path will be provided on the east side of Randall Road, south of Big Timber, for future connectivity. This project is targeting a June 2026 IDOT letting.
- Randall Road at US 20 Interchange Improvements – A Phase I engineering study is underway to study the increased traffic volumes, access demand and competing jurisdictional interests within the compressed footprint of this important interchange. A turbine style interchange among other alternatives is being considered.
- Randall Road over I-90 Interchange – A PEL study was completed in fall 2021 for the Randall Road corridor between Big Timber Road and IL 72, centered on the I-90 interchange. This section of Randall Road is one of the most heavily traveled county highways in Kane County. Randall Road serves multiple critical uses:
 - The region's sole north-south arterial
 - A critical link to I-90 and the Chicago metropolitan area
 - A generator of commercial and industrial development

The PEL study provided several feasible alternatives for further design consideration available on the project website. PE I is underway and five alternatives are being examined. Public meetings were held, public comments were received and compiled. The initial five alternatives have been narrowed to one and the final preferred alternative is being refined. A separate website for this project has been established: <https://www.randallover90.com/>

- Randall Road at Hopps Road and over CN RR – PE II and ROW acquisition are underway for the proposed reconstruction and realignment of the intersection and a grade separated crossing over the CN RR. The primary objective is to build upon other ongoing safety and capacity improvements along Randall Road, to evaluate long-range safety and capacity improvement needs and to connect the multi-use path that exists along the west side of Randall Road to the north and south. The project will include a slight realignment of Randall Road to the west, a realignment of Hopps Road to address safety concerns with the existing intersection angle and to correct the reverse curve super-elevation transition that exists within the intersection. A separate website for this project has been established: <https://www.randallathopps.com/>

- Randall Road Multi-Modal Improvements – The Phase I engineering study to consider multi-modal improvements for 9.4 miles along Randall Road from College Green Drive to the northern County line is near completion. The goal of this project is to create a plan for all modes of transportation to travel safely along Randall Road. Improvements plan for off-road shared use paths, sidewalks, a pedestrian bridge structure alongside the Claude Hanson bridge in Elgin and intersection crossing improvements as needed to provide full corridor connectivity along Randall Road. A separate website for this project has been established: <https://www.randallroadmultimodal.org/>
- Randall Road at Highland Avenue – PE I is underway for Randall Road at Highland Avenue with limits extending from Foothill Road to Fletcher Drive to include 3 travel lanes in each direction on Randall Road separated by a barrier median and intersection improvements at Fletcher Drive, Royal Boulevard, Highland Avenue, Brookside/Tall Oaks Drive and Win Haven Drive. The existing cross section for Randall Road includes shoulders and generally an open drainage system, which is anticipated to be converted to an urban cross section with curb and gutter and a closed drainage system. A separate off-road bike path will also be considered along the west side of Randall Road, with potential pedestrian accommodations along Highland Avenue.
- Tyrrell Road from Raymond Road to Mason Road – PE I is underway to improve safety, operations and mobility and provide pedestrian accommodations for the subject location. The primary objective of this project is to improve safety due to lack of sight distance through two horizontal curves along this segment and safely improve operations and mobility through this bypass route of the Randall/I-90 corridor. The preferred alternative of two roundabouts, one at each end of the project limits, addresses the safety, operations and mobility concerns at this location. Pedestrian accommodations are also proposed as part of the improvements. PE I completion is targeted for Fall 2026.
- Various Engineering Projects – There are dozens of active projects in various stages of engineering, land acquisition or construction. Please contact our office if you have a question on the status of a specific project or visit <http://kdot.countyofkane.org/pages/projects/highway-projects.aspx>

Attachments: N/A

Detailed information available from: Steve Coffinbargar, Assistant Director, 630-406-7170

KANE COUNTY DIVISION OF TRANSPORTATION

September 2025 Transportation Committee



Work on the Keslinger Rd over tributary to Big Rock Creek box culvert is substantially complete. Remaining work includes restoration and punch list. Completion is anticipated in the coming weeks.



Storm sewer crews place drainage structures and pipes required for the new roadway on the Bunker Road Extension. Work this year will occur primarily off road while in 2026 they will construct the new Keslinger Road roundabout.



Crews complete installation of the last pavement markers on the final section of roadway, while KDOT staff works with the contractor on final quantities and paperwork for the 2025 Recessed Pavement Marker contract.



Work on the Annual Paving Patrol nears completion as crews continue to place and stripe new asphalt. Completion is anticipated for late October, weather permitting.



Crews frame and pour the northbound crash wall on Sandbloom Road under the Longmeadow Parkway Bridge designed to protect motorists and the MSE abutments of the bridge. Remaining work includes restoration and any punch list work, which is expected to be completed in the coming weeks.



Crews complete removal and replacement of distressed pavement around expansion joints for the Claude Hansen bridge located on Randall Road over the UPRR in Elgin. The work will extend the life of the joints and provide a smoother ride for motorists. KDOT staff is working with the contractor on final quantities.

Passed by the Kane County Board on October 14, 2025.

John A. Cunningham, MBA, JD, JD
Clerk, County Board
Kane County, Illinois

Corinne M. Pierog MA, MBA
Chairman, County Board
Kane County, Illinois

Vote:



RESOLUTION / ORDINANCE EXECUTIVE SUMMARY ADDENDUM

Title

Approving a Contract for Construction with TBD of TBD, Illinois for the Randall Road at Illinois Route 72 Intersection Improvement, Kane County Section No. 19-00514-00-WR

Committee Flow:

Transportation Committee, Executive Committee, County Board

Contact:

Steve Coffinbargar, Assistant Director of Transportation (630) 406-7170

Budget Information:

Was this item budgeted? Yes	Appropriation Amount: \$TBD
If not budgeted, explain funding source: N/A	
Was this item passed through the appropriate committee? Yes	

Summary:

On September 19, 2025, TBD bids were opened at the Illinois Department of Transportation for the above-mentioned project which includes reconstructing the Randall Road at IL 72 intersection.

The lowest qualified bid of \$TBD was submitted by TBD of TBD, Illinois. TBD is IDOT prequalified for this work as required in the contract specifications.

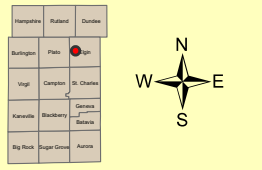
This project will be funded with federal funding sources estimated at \$7,622,700 (TBD%). The total estimated County share is \$TBD. The County would be responsible for any net additions to the contract not offset by reduced quantities or unused pay items. As is standard with federally funded projects, staff recommends adding a contingency of \$TBD (TBD% of estimated County share). The total local share appropriation amount is \$TBD.

This project has a contractual completion date of October 31, 2026.

Staff recommends approval.



Randall Road at Illinois Route 72
Intersection Improvement



STATE OF ILLINOIS)
SS.
COUNTY OF KANE)

RESOLUTION NO. TMP-25-1117

APPROVING AN AGREEMENT WITH STANLEY CONSULTANTS, INC. OF CHICAGO, ILLINOIS FOR PHASE III CONSTRUCTION ENGINEERING SERVICES FOR RANDALL ROAD AT ILLINOIS ROUTE 72 INTERSECTION IMPROVEMENT, KANE COUNTY SECTION NO. 19-00514-00-WR

WHEREAS, Phase III Construction Engineering Services are necessary for the Randall Road at Illinois Route 72 Intersection Improvement Project (hereinafter referred to as "Project"); and

WHEREAS, in order to complete the Project, it is necessary to retain the services of a professional engineering firm to perform the Phase III Construction Engineering Services for the Project; and

WHEREAS, Stanley Consultants, Inc. 8501 W. Higgins Road, Suite 730, Chicago, Illinois has environmental engineering and professional expertise and experience, and is willing to perform the Phase III Construction Engineering Services for an amount not to exceed One Million Thirty Thousand Thirty-Seven 46/100 Dollars (\$1,030,037.46); and

WHEREAS, it is in the County's best interest to enter into a Phase III Construction Engineering Services agreement with Stanley Consultants, Inc.

NOW, THEREFORE, BE IT RESOLVED by the Kane County Board that the Chairman thereof is hereby authorized and directed to execute an agreement (a copy of which is on file with the County Clerk's Office) with Stanley Consultants, Inc. for Phase III Construction Engineering Services for the Project.

BE IT RESOLVED that the Kane County Board appropriate an amount not to exceed the sum of One Million Thirty Thousand Thirty-Seven 46/100 Dollars (\$1,030,037.46); to pay for Phase III Construction Engineering Services for the Project and those said funds be paid from North Impact Fees Fund #558, Line Item # 50140 (Engineering Services).

Line Item: 558.520.558.50140

Line Item Description: Engineering Services

Was Personnel/Item/Service approved in original budget or a subsequent budget revision? Yes

Are funds currently available for this Personnel/Item/Service in the specific line item? Yes

If funds are not currently available in the specified line item, where are the funds available? N/A

Passed by the Kane County Board on October 14, 2025.

John A. Cunningham, MBA, JD, JD
Clerk, County Board
Kane County, Illinois

Corinne M. Pierog MA, MBA
Chairman, County Board
Kane County, Illinois

Vote:



RESOLUTION / ORDINANCE EXECUTIVE SUMMARY ADDENDUM

Title

Approving an Agreement with Stanley Consultants, Inc. of Chicago, Illinois for Phase III Construction Engineering Services for the Randall Road at Illinois Route 72 Intersection Improvement, Kane County Section No. 19-00514-00-WR

Committee Flow:

Transportation Committee, Executive Committee, County Board

Contact:

Steve Coffinbargar, 630.406.7170

Budget Information:

Was this item budgeted? Yes	Appropriation Amount: \$1,030,037.46
If not budgeted, explain funding source: N/A	
Was this item passed through the appropriate committee? Yes	

Summary:

The Randall Road at IL Route 72 intersection improvement will add a third through lane on Randall Road and extend turn lanes on IL Route 72. Construction will include a multi-use path, drainage improvements, new traffic signals and lighting to improve traffic flow and safety.

Utilizing the Qualifications Based Selection process, KDOT received 9 Statements of Interest (SOI) from qualified professional engineering firms. The SOIs were reviewed, 3 firms were shortlisted and interviewed, and Stanley Consultants, Inc. was selected. Staff negotiated a Phase III Engineering Services agreement with Stanley Consultants, Inc. for \$1,030,037.46.

Staff recommends approval.

**AN AGREEMENT FOR PHASE III ENGINEERING SERVICES BETWEEN THE
COUNTY OF KANE AND STANLEY CONSULTANTS, INC. FOR THE
RANDALL ROAD AT IL 72 INTERSECTION IMPROVEMENT
KANE COUNTY SECTION NO. 19-00514-00-WR**

PURCHASE ORDER #2025-XXX

This Agreement made this 14th day of October, 2025 between COUNTY OF KANE, a body corporate and politic of the State of Illinois (hereinafter referred to as the “County”), and, Stanley Consultants, Inc., an Illinois corporation authorized to conduct business in the State of Illinois and an Illinois licensed professional engineering firm with offices at 8501 W. Higgins Road, Suite 730 Chicago, IL 60631 (hereinafter referred to as the “Consultant”). The County and Consultant are sometimes hereinafter collectively referred to as the “Parties” and individually as a “Party”.

WITNESSETH

WHEREAS, it is deemed to be in the best interest of the County and the motoring public to improve and maintain the various highways throughout Kane County; and

WHEREAS, the County desires to improve and widen the intersection of Randall Road and IL Route 72 (hereinafter referred to as the “Project”); and

WHEREAS, in order to implement the Project, it is necessary to retain the services of a professional engineering firm to perform Phase III Construction Observation Engineering Services for the Project; and,

WHEREAS, Consultant has experience and professional expertise in Phase III Construction Observation Engineering Services and is willing to perform said services for the Project in an amount not to exceed One Million Thirty Thousand Thirty Seven Dollars and Forty Six Cents (\$1,030,037.46); and

WHEREAS, the County has determined that it is in the County’s best interest to enter into this Agreement with Consultant.

NOW, THEREFORE, in consideration of the above stated preambles, the mutual covenants and agreements herein set forth, the Parties do hereby mutually covenant, promise, agree and bind themselves as follows:

1.0 INCORPORATION

1.1 All of the preambles set forth hereinabove are incorporated into and made a substantive part of this Agreement.

2.0 SCOPE OF SERVICES

2.1 Consulting services for the Project are to be provided by Consultant according to the specifications set forth in the Scope of Services attached hereto as Exhibit “A”

and incorporated into the terms of this agreement by reference. These services are sometimes also referred to as the “work” in this agreement.

3.0 NOTICE TO PROCEED

- 3.1 The Kane County Engineer shall provide authorization to proceed with the work described and identified in the Scope of Services in the form of a written notice to proceed (hereinafter “Notice to Proceed”), subsequent to execution of this agreement by the Chairman of the Kane County Board.

4.0 TECHNICAL SUBCONSULTANTS

- 4.1 The Kane County Engineer shall provide written approval before any technical sub-consultants are hired by the Consultant to perform any of the work contemplated by this agreement.
- 4.2 Consultant shall hire and supervise any sub-consultants performing work on the Project. Consultant shall be solely responsible for any and all work performed by any sub-consultant in the same manner and with the same liability as if the work was completed by Consultant directly.

5.0 TIME FOR PERFORMANCE

- 5.1 Consultant shall commence work on the Project as directed in the Notice to Proceed. The County is not responsible for any work performed by Consultant or any sub-consultant prior to the commencement date set forth within the Notice to Proceed.
- 5.2 Consultant and all sub-consultants are strictly prohibited from completing any work on this Project subsequent to the termination of this agreement for any reason.

6.0 COMPENSATION

- 6.1 The County shall only pay the Consultant for work performed in accordance with the terms and conditions of this agreement.
- 6.2 The County shall pay the Consultant based upon the hourly rates for personnel working on the Project. The average hourly rates and hourly rate ranges are set forth in Exhibit “B”, which is attached hereto and incorporated into this agreement.
- 6.3 The County shall pay Consultant for supplies and materials required for the completion of all work defined in the exhibit(s) attached hereto.
- 6.4 Consultant shall provide corresponding copies of all receipts and paid invoices from material suppliers to the County prior to receiving approval of a reimbursement payment for the supplies and materials procured by Consultant.

- 6.5 Any Project costs not specifically referenced in this agreement or the exhibits thereto, are unauthorized. The County shall have no responsibility for their payment, or to reimburse Consultant for unauthorized payments made in completion of the Project work.
- 6.6 Within Forty-Five (45) days of the County's approval of properly documented invoices, the County shall pay or cause to be paid to Consultant partial payments of the compensation specified in the exhibit(s) to this Agreement. The County reserves the right to hold back a sum equal to five percent (5%) of the total contract sum to ensure performance satisfactory to the Kane County Engineer.
- 6.6 Total payments to Consultant under the terms of this Agreement shall not exceed One Million Thirty Thousand Thirty Seven Dollars and Forty Six Cents (\$1,030,037.46);
- 6.7 Consultant shall utilize the County's Automatic Clearing House (ACH) payment program for all payments received pursuant to this agreement.

7.0 DELIVERABLES.

- 7.1 Consultant shall provide the County, prior to the termination of this Agreement, or at any such time as the Kane County Engineer directs, any required deliverables related to work performed under this agreement.
- 7.2 Upon receipt, review and acceptance of all deliverables by the County (if required), final payment will be made to the Consultant by the County.

8.0 CONSULTANT'S INSURANCE

- 8.1 Consultant and any sub-consultants shall, during the term of this Agreement and as may be required thereafter, maintain, at its sole expense, insurance coverage including:
 - A. Worker's Compensation Insurance in the amount mandated by Illinois law.
 - B. Employer's Liability Insurance in an amount not less than One Million Dollars (\$1,000,000) for each accident/injury and One Million Dollars (\$1,000,000) for each potential employee-disease claim.
 - C. Commercial General Liability Insurance, (including contractual liability) with limits of not less than One Million Dollars (\$1,000,000) for each occurrence of bodily injury/property damage; Two Million Dollars (\$2,000,000) in aggregate for injury/property damage; and Two Million Dollars (\$2,000,000) in the aggregate for products-completed operations.

- D. Commercial Automobile Liability Insurance with a minimum limit of One Million Dollars (\$1,000,000) per accident/occurrence.
- E. Professional Errors and Omissions Insurance with a minimum limit of One Million Dollars (\$1,000,000) per claim.
- F. Cyber Liability Insurance with a minimum limit of One Million Dollars (\$1,000,000) per claim.
- G. Fiduciary Liability Insurance with a minimum limit of One Million Dollars (\$1,000,000) per claim.

8.2 Consultant shall provide the County copies of the Consultant's certificates of insurance prior to the issuance of the Notice to Proceed. The certificate(s) of insurance shall identify the County of Kane as the Certificate Holder and shall also identify the Section Number set forth in the title to this agreement. Consultant shall provide to the County and maintain a certificate of insurance for its General Liability Policy which identifies the County as an additional named insured. The additional named insured endorsement included on the Consultant's Commercial General Liability policy shall provide the following:

- A. That the coverage afforded the County as an additional insured will be primary insurance with respect to all claims arising out of work performed by or on behalf of Consultant; and
- B. That if the County has insurance which is applicable to a potential claim, said insurance shall be used only after Consultant's insurance policy limits have been reached with respect to an underlying claim; and.
- C. That Consultant's liability under any insurance policy shall not be reduced due to the existence of an insurance policy maintained by the County; and
- D. That the certificate of insurance shall contain a provision or endorsement stating the coverage afforded will not be canceled, or allowed to lapse due to the failure to renew the policy until a thirty (30) day written notice of the pending cancellation has been provided to the County. The non-payment of an insurance premium by Consultant or its sub-consultants shall be considered an exception to this provision, with written notice of the non-payment of an insurance premium to be provided to the County within ten (10) days prior to any cancellation of an insurance policy

The insurance required to be purchased and maintained by Consultant shall be provided by an insurance company acceptable to the County with an AM Best rating of A- or better, and licensed to do business in the State of Illinois. The insurance policy coverage provided by Consultant shall include at a minimum, the specified coverage and limits identified in this agreement. If Illinois law, federal law, or other relevant regulations require insurance coverage above and beyond the terms and amounts set forth in this agreement, Consultant and any sub-consultants

shall maintain insurance policies in conformity with the law or relevant regulation. In no event shall any failure of the County to receive policies or certificates of insurance, or to demand receipt of the same be construed as a waiver of the Consultant's obligation to obtain and maintain insurance in conformity with this agreement.

9.0 INDEMNIFICATION.

- 9.1 Consultant shall indemnify and hold harmless the County, and its officials, directors, officers, agents, and employees from and against any and all claims, damages, liabilities and costs, including but not limited to court costs and reasonable attorney's fees, arising out of or resulting from performance of the work, provided that such claims, damages, liabilities or cost is attributable to bodily injury, sickness, disease or death, or to injury to or destruction of property but only to the extent caused by negligent acts or omissions of the Consultant, a sub-consultant, anyone directly or indirectly employed by them or anyone for whose acts they may be liable, excluding any proportionate amount of any claim, damage, loss or expense which is caused by the negligence of the County. Such obligation shall not be construed to negate, abridge or reduce other rights or obligations of indemnity, which would otherwise exist as to a Party or person described in this paragraph. In claims against the County and its officials, directors, officers, agents, and employees by an employee of the Consultant, a sub-consultant, anyone directly or indirectly employed by them or anyone for whose acts they may be liable, the indemnification obligation under this paragraph shall not be limited by a limitation on the amount or type of damages, compensation or benefits payable by or for the Consultant or a sub-consultant under worker's or workmen's compensation acts, disability benefit acts or other employee benefit acts.
- 9.2 Nothing contained herein shall be construed as prohibiting the County, its officials, directors, officers, agents, and employees, from selecting and using its own agents, attorneys and experts, to defend any claims, actions or suits brought against the County.
- 9.3 If any errors, omissions, intentional or negligent acts are made by Consultant or a sub-consultant in any phase of the work, the correction of which requires additional materials, supplies, field work, or office work, Consultant shall be required to procure said additional materials and supplies, and perform such additional work as may be necessary to remedy the same without undue delay or charge to the County.
- 9.4 Acceptance of the work by the County will not relieve Consultant of its responsibility for the quality of its work product, nor Consultant's liability for loss or damage to property or persons resulting therefrom.

10.0 SATISFACTORY PERFORMANCE.

- 10.1 Consultant and all sub-consultants shall maintain a standard of performance under the terms of this agreement which meets the quality and standards commonly accepted in the industry in the Chicago Metropolitan area, to the satisfaction of the County Engineer.

11.0 CONFLICT OF INTEREST.

- 11.1 Consultant represents that it has no conflicting public or private interest and shall not acquire any such interest that would conflict in any manner with the performance of Consultant's services under this agreement.
- 11.2 By executing this agreement, Consultant represents, warrants, and, certifies that it has not been barred from being awarded a contract or subcontract under the Illinois Purchasing Act; and further certifies that it has not been barred from contracting with a unit of State or Local government as a result of a violation of Section 33E-3 or 33E-4 of the Illinois Criminal Code (Illinois Compiled Statutes, 1992, Chapter 720, paragraph 5/33E-3).

12.0 OWNERSHIP OF DOCUMENTS.

- 12.1 Consultant agrees that all survey data, reports, drafting, studies, specifications, estimates, maps, written and electronic correspondence, computations and any other document(s) prepared by Consultant under the terms of this Agreement shall be properly arranged, indexed and delivered to the County within ninety (90) days of receipt of a written request for the document by the County.
- 12.2 Any documents or materials created or maintained pursuant to this Agreement shall be considered the property of the County. The County shall have the right to use any document or materials without restriction or limitation, and without compensation to Consultant other than as provided for in this agreement.

13.0 COMPLIANCE WITH STATE AND OTHER LAWS – PREVAILING WAGE ACT.

- 13.1 Consultant and all sub-consultants shall comply with all state, federal and local statutes, ordinances and regulations in completion of the work contemplated by this agreement. Further, Consultant and any sub-consultants shall obtain all necessary permits and authorizations from local municipal authorities prior to commencement and subsequent to completion of all work contemplated under this agreement.
- 13.2 Consultant and all sub-consultants are strictly prohibited from discriminating against any worker, job applicant, employee or member of the public, due to an individual's race, creed, color, sex, age, handicap, or national origin. Further, Consultant and all sub-consultants are prohibited from engaging in any unfair employment practices, as the term is recognized under state and federal law.
- 13.3 Consultant and any sub-consultant(s) shall comply with all applicable state and federal prevailing rate of wage laws, and shall take all steps necessary to remain in compliance therewith. (See: Exhibit "C" for reference).

- 13.4 Consultant and all sub-consultant(s) shall comply with and are subject to the Kane County Ethics Ordinance (Article II, Division 3, Section 2-211) provided for in the Kane County Municipal Code.

14.0 MODIFICATION OR AMENDMENT

- 14.1 The terms of this agreement may only be modified or amended by a written agreement duly executed by both Parties.

15.0 TERM OF THIS AGREEMENT.

- 15.1 The term of this Agreement shall begin on the date this agreement is fully executed and shall continue in full force and effect until one of the following events occurs:

- A. A Party's termination of this agreement in accordance with the terms of Section 16.0; or
- B. Completion of the Project as contemplated by this agreement; or
- C. December 31, 2030.

- 15.2 In the event the required time is exceeded and/or anticipated personnel requirements are not adequate and remaining funds are not sufficient to complete the Project, adjustments in the total compensation due to Consultant may be determined by negotiation between the County and Consultant. The County shall, however, have no obligation to agree to any modification of the terms set forth in this agreement.

- 15.3 The first calendar day for the purposes of this agreement shall be the date the County provides the Notice to Proceed to Consultant. In the event the Project work is suspended as memorialized on a "Report of Starting and Completion Date," the calendar days for this agreement will be adjusted for the same amount of time.

- 15.4 Notwithstanding anything contained within Section 15.0 of this agreement, the Kane County Engineer may, in his sole discretion and with the consent of Consultant, extend the term of this agreement for a period of time up to but not to exceed three years.

16.0 TERMINATION ON WRITTEN NOTICE.

- 16.1 Except as otherwise set forth in this agreement, Consultant shall have the right to terminate this agreement for cause upon serving sixty (60) days written notice upon the County.
- 16.2 The County may terminate this Agreement at any time upon written notice to Consultant.

16.3 Upon termination of this agreement, the obligations of the Parties to this Agreement shall cease. However, neither party shall be relieved of its duty to perform contractual obligations up through the date of termination. Notwithstanding the same, the obligations of Consultant to indemnify and hold the County harmless as provided for in Section 9.0 above shall survive the termination of this agreement.

16.4 Upon any termination of this agreement, all data, work product, reports and documents created or maintained, as a result of the Parties' obligations under this agreement shall remain the property of the County and shall be provided to the County within thirty (30) days subsequent to the County's written request for the same.

17.0 ENTIRE AGREEMENT.

17.1 This agreement contains the entire agreement, contemplated by the Parties. The Parties represent and warrant that there are no other covenants, promises, conditions or representations, either oral or written, other than those contained in this agreement.

18.0 NON-ASSIGNMENT.

18.1 This Agreement shall not be assigned without prior written approval of all Parties to this agreement.

19.0 SEVERABILITY.

19.1 In the event any provision of this Agreement is determined to be unenforceable for any reason, it shall not affect the validity of the remaining terms of the agreement. As such the agreement shall remain in full force and effect as if the unenforceable provision were entirely removed from this agreement.

20.0 GOVERNING LAW.

20.1 This agreement shall be governed by the laws of the State of Illinois both as to interpretation and performance of the Parties' obligations identified herein.

20.2 The Parties agree that the appropriate venue for any dispute arising under the terms of this agreement shall be the Circuit Court of the Sixteenth Judicial Circuit, Kane County, Illinois.

21.0 NOTICE.

- 21.1 For the purpose of this agreement, written notice shall be deemed to be provided to a Party three (3) business days subsequent to the post-marked date set forth on regular first-class mail sent for delivery through the United States Postal Service. Any written notice required under the terms of this agreement shall be sent to the following addresses and Parties by First Class regular mail:

KANE COUNTY DIVISION OF TRANSPORTATION
41W011 Burlington Road
Saint Charles, Illinois 60175
Attn.: Michael Zakosek, P.E., Kane County Engineer

Stanley Consultants, Inc.
8501 Higgins Road, Suite 730
Chicago, Illinois 60631
Attn.: John Lazzara, P.E., Vice President

IN WITNESS WHEREOF, the parties set their hands and seals as of the date first written above.

COUNTY OF KANE

STANLEY CONSULTANTS, INC.

CORINNE M. PIEROG
MADAM CHAIR, KANE COUNTY
BOARD

JOHN LAZZARA, P.E.
VICE PRESIDENT

ATTEST:

ATTEST:

JOHN A. CUNNINGHAM
KANE COUNTY CLERK

JARED HAMILTON, P.E.,
CONSTRUCTION SERVICES GROUP
MANAGER

EXHIBIT A

Scope of Services

Consulted Construction Management/Observation

A. OVERVIEW

THE ENGINEER AGREES:

1. To perform or be responsible for the performance of the following engineering services for the COUNTY in connection with the proposed improvement herein described:
 - a. Furnish or cause to be furnished:
 - b. Construction observers and other technical personnel to perform the construction observation. The COUNTY, based upon the project scope, shall direct the amount of personnel.
 - c. Continuous observation of the work and Contractor's operations for compliance with the plans and specifications as construction proceeds, however the ENGINEER does not guarantee the contract performance of the Contractor.
 - d. Maintain daily records of Contractor's activity which shall include:
 - i. Project diary
 - ii. Inspector's Daily Report (IDR)
 - iii. Quantity Book
 - iv. Resident's Weekly Report
 - v. Paving Summary (Field Book)
 - vi. Daily photography of detour, MOT, site conditions and work progress
 - vii. All other documentation required by the COUNTY
 - e. Supervision of construction observers, proportioning engineers, and other technical personnel and also the type, frequency, and location of material testing and sampling.
 - f. Establish of centerline control and recovering of benchmarks. Also, random checks as required by the COUNTY of Contractor's construction staking activities.
 - g. Preparation and submission to the COUNTY in required form and number of copies, all partial and final Pay Estimates, Change Orders, records and reports required by the COUNTY.
 - h. Ensure that all required evidence of material certification and inspection is received from the Contractor before final payment is made
 - i. Mark contract plans in red to provide record drawings (As-Built Plans) of the completed project for permanent record. Submit one set of As-Built Plans to the COUNTY at the time of final payment.
 - j. Prepare for and provide meeting minutes to the COUNTY no later than 7 days from the date of the meeting
 - k. Schedule, coordinate and provide an agenda for weekly progress meetings. Also, to provide meeting minutes to the COUNTY no later than 7 days from the date of the meeting.
 - l. Data is to be collected DAILY and made available to the owner, on elevations and field measurements for installed items such as inverts and grades for pipes and structures when field inspectors are present and in site. Data may also be collected at the end of the project as confirmation. The basic survey notes and sketches, charts,

computations and other data and records prepared or obtained by the ENGINEER pursuant to this agreement will be made available upon request to the COUNTY without cost and without restriction or limitation as to their use.

- m. Submit to the COUNTY a list of the personnel and the equipment the Resident Engineer proposes to use in fulfilling the requirements of this agreement.

2. Coordinate, furnish or cause to be furnished:

- a. Proportioning and testing of concrete mixtures in accordance with the "Manual of Instructions for Concrete Proportioning and Testing" issued by the Bureau of Materials Physical Research of the Illinois Department of Transportation (IDOT) and promptly submit reports on forms prepared by said Bureau.
- b. Proportioning and testing of bituminous mixtures in accordance with the "Manual of Instructions for Bituminous Portioning and Testing" issued by the Bureau of Materials and Physical Research of the Illinois Department of Transportation (IDOT) and promptly submit reports on forms prepared by said Bureau.
- c. All compaction tests as required by the specifications or as directed by the COUNTY and report promptly the same on forms prepared by the Bureau of Materials and Physical Research of the Illinois Department of Transportation (IDOT).
- d. Quality and sieve analysis on local aggregates that are not from approved producers (as listed by the Bureau of Materials and Physical Research of the Illinois Department of Transportation (IDOT) to see that they comply with the specifications contained within the contract.
- e. Inspect all materials when the Bureau of Materials and Physical Research of the Illinois Department of Transportation (IDOT) do not provide inspection at the source and submit inspection reports to the COUNTY in accordance with the policies of the said COUNTY.

B. REQUIRED SERVICES AND PROCEDURES FOR CONSULTED CONSTRUCTION MANAGEMENT/OBSERVATION

1. DUTIES AND AUTHORITY OF THE RESIDENT ENGINEER/TECHNICIAN

The Resident Engineer/Technician (Resident) provided by the Consulting firm or Agency, who from this point on shall be referred to, as the Resident along with his/her staff is responsible for all construction details on the project. He/she shall report directly to the Kane County Division of Transportation (KDOT) construction section Chief or his supervision Project Manager (PM). The Resident is expected to accept delegated responsibility and to make decisions within the authority delegated to the Resident Engineer. A Resident's first duty is to enforce the contract and specification requirements. The Resident shall assign and schedule all field and material inspection and must maintain daily contact with the Contractor's personnel to proficiently provide the engineering services necessary for the Contractor's continued progress.

In addition, the Resident is expected to make the day-to-day decisions to the extent that his/her experience and construction knowledge permit. However, the Resident is not

authorized nor should the Resident attempt to revise, delete, or change the contract provisions. **When contract, plan or specification changes are anticipated or there is discrepancy between plans, specifications or special provisions, the Resident should contact the KDOT PM immediately for guidance.** The Resident also shall schedule, attend and provide meeting minutes for all necessary meetings. **The Resident shall also contact KDOT PM, by either phone or email, at the beginning of each scheduled work day to inform the PM of work scheduled, work accomplished the day before and any issues that would require guidance or direction. In the event work will not occur due to weather or logistics, the Resident shall inform the KDOT PM either by email or phone as soon as they are aware of the change in scheduling.**

The Resident shall be the KDOT public relations person when dealing with those whom the contract may involve and inconvenience. The Resident shall assure contract compliance with respect to:

- a. Contract Proposal
 - Special Provisions
 - Highway Standards
- b. Plans
 - General Notes
 - Typical Sections
 - Plan and Profile Sheets
 - Cross Section Sheets
 - Highway Standards
 - All Special Detail Sheets
- c. "Supplemental Specifications and Recurring Special Provisions"
- d. "Standard Specifications for Road and Bridge Construction"
- e. Payroll
- f. Pay Estimates
- g. Erosion Control/Drainage
- h. E.E.O. Bulletin Boards
- i. Traffic Control
- j. Documentation
- k. Inspection
 - Material
 - Field (Various Construction Operations)
- l. Army Corp and EPA permits, SWPP completion, NOI and NOT submittals as well as other paperwork required in active permits for the project.
- m. CCDD compliance and necessary forms and paperwork
- n. Various Other Items

2. MEETINGS

Prior to the start of construction, the Kane County Division of Transportation (KDOT) shall arrange a pre-construction conference. All personnel involved with the project, including all necessary utility representatives, Contractor's personnel, construction supervision personnel, local agency representatives, and KDOT staff shall be requested to attend. The Resident shall be required to attend, run, provide agenda and take meeting

minutes to be submitted to the KDOT with copies sent to all other attendees no later than 7 days after the date of the pre-construction conference.

Bi-weekly coordination meetings shall be scheduled and coordinated by the Resident. These meetings shall be for the purpose of coordinating construction activities for the upcoming two weeks, and any other important issue that may arise. The Resident shall be required to attend, run and also provide meeting minutes to be submitted to the KDOT no later than 7 days after the date of the coordination meeting.

3. DOCUMENTATION

- a. Project Diary: The Project Diary is one of the most essential records kept on the job. The Resident or a designated representative of the Resident Engineer shall be required to keep a daily diary on each contract. **IN ADDITION TO THE DAILY DIARY, A MINIMUM OF 10 PHOTOS ARE TO BE TAKEN EVERY DAY WHILE WORK IS BEING DONE DOCUMENTING THE WORK IN PROGRESS, WORK COMPLETED, FORCE ACCOUNT WORK, DEFICIENT WORK AND SITE CONDITIONS, PAYING ATTENTION TO TRAFFIC CONTROL ITEMS AND PLAN M.O.T.**

The diary shall be a bound hardback book; there must be a separate diary on each Contract and a separate diary for each year. All entries throughout the diary shall be in ink.

The first entry in the diary shall be on the inside cover. This entry shall include the year, the official designation of the section (County, Section number, Route, District number, Job number and Contract number), the name of the Contractor, and the name and signature of the Resident. A list of all personnel (inspectors) assigned to or working on the project also shall be printed on the inside cover, and each person shall put his/her initials after his/her name. KDOT's return address shall be noted on the inside cover so that it may be returned if ever lost.

An entry must be made in the project diary for each day of the project, including weekends and holidays, except when the project is officially suspended. Entries must begin by the official start date or when the Contractor begins work, whichever is first. The diary shall contain a day-to-day record of all significant items relating to the project. The date and day of the week shall be shown on the top of the page. Also, the time(s) of arrival and departure of the Resident or staff shall be listed under the date. A description of the day activities, and the number and the type of workers for the general contractor and each of the subcontractors shall be recorded for each day. Other information that shall be documented in the project diary is:

- Weather
- Progress schedule controlling item of work
- Working days charged and reason for partial or non-working days
- Traffic control inspections and changes
- Description and hours of material inspection (done by Material ENGINEERS)

- Important discussions with Contractor(s)
- Official visitors and inspections
- Opening and closing of detours
- Work and materials rejected and reasons
- Time of discontinuing or resuming work and reasons
- Account of any time spent by Contractor's workers or equipment on disputable items of work
- The presence of railroad flaggers and whether the Contractor is to be reimbursed for their services
- Length and cause of any delay
- Dates on which payment began and end for Engineer's Field Office or any calendar-month item
- Description of important faxes and telephone calls. Unusual conditions, if any, such as high water, bridge failures, accident/injuries, etc.

b. **Inspector's Daily Report (IDR):** An inspector's daily inspection field report shall be kept by the Resident and or his/her staff for each contract. Illinois Department of Transportation (IDOT) form BC-628 shall be used for the documentation of daily work. This form is available as a spreadsheet on Microsoft Excel and is available from the KDOT. Completed IDR forms shall be kept in chronological order in a 3-ring hard cover binder. The items shall be checked on the right side of the report when they are entered in the Quantity Book. The information contained on this report shall identify:

- Date
- Name of Contractor/Sub-Contractor(s) that performs on pay items
- Weather
- Item No.
- Pay Item
- Location of work
- Quantity and Units
- Evidence of Material Inspection
- Calculations and Sketches (if applicable)

Note: Calculations and sketches shall be used to justify quantities of all items having foot, square foot, square yard, and cubic yard units. The calculations and sketches shall be based on accurate field measurements and shall be presented in a neat and concise manner on the bottom of the form, on the back page, and or on a separate additional sheet placed after IDR form sheet. Someone other than the person who performed the original calculations shall check all calculations.

c. **Quantity Book:** A Quantity Book shall be kept by the Resident and or his/her staff for each contract. IDOT f01mOC-625 shall be used for the documentation of quantities for federally funded projects only. A similar KDOT Quantity Book form shall be used for all other projects. The KDOT Quantity Book form is available as a spreadsheet on Microsoft Excel and is available from KDOT. A separate Quantity Book sheet shall be provided for each contract pay item. A title page listing the official designation of the section, the name address, and

telephone number of the Contractor, and the address of KDOT shall be provided. Also, a sheet index page listing item number, item, and page number shall be provided. The Quantity Book Sheets (in numerical order), title page, and sheet index page shall all be kept in a 3-ring binder. Quantities shall be placed in this form daily.

d. **Field Books:** Hard cover, bound field books shall be used by the Resident and or his/her staff to record all field measurements including but not limited to the following information:

- Daily field measurements used to justify quantities shown in the IDR
- Permanent survey records, layout checks, cross-sections
- PCC paving summary
- Bituminous concrete paving summary
- Pile driving records
- Depth checks (PCC and bituminous paving, sub-base, topsoil, curb and gutter, etc.)
- All field books shall be identified with the following information and shall include: Route(s) description, section number, year and the field book number (Ex. Field Book #1) shall be listed on the front cover with a black marker
- Project designation and the address of the KDOT offices in Campton Hills, Illinois as well as the KDOT PM's name on the inside cover
- An index page that contains enough detail to show a reviewer the contents and location of the contents within the field book

e. **Resident's Weekly Report:** A weekly report containing a record or the contractor's progress shall be kept by the Resident. IDOT form BC-239 shall be used for the Resident's weekly report. This report shall be filled out weekly, signed by the Resident and a copy mailed to the Contractor's office as soon as possible (at no time shall the Contractor receive the copy later than 7 days from the date of the report). Copies of the report shall be marked "c.c." for:

- Contractor
- Project file (KDOT)
- Resident's file

f. **Other:** Periodic reports for traffic control and project issues shall be completed and maintained as per IDOT policy and procedures. The resident shall keep his/her copies in chronological order, and contained within a hard covered 3-ring binder.

4. CHANGE ORDERS

Whenever it becomes apparent that extra work is necessary on a project, the Resident shall contact KDOT. KDOT shall determine the appropriate course of action. Payment for extra work shall be classified as either an Agreed Unit Price or a Force Account. In the case when an Agreed Unit Price shall be used, the Resident shall submit a formal request letter to the Contractor. This letter shall list the requested item, unit and estimated quantity for an Agreed Unit Price.

Once the Contractor's Agreed Unit Price letter is received, the KDOT shall review it. If the Agreed Unit Price letter is found acceptable, the Resident shall prepare the

appropriate Change Order form and submit it to KDOT for further processing by IDOT. In the case when a Force Account is used, the process shall be same as that of an Agreed Unit Price, except that the Resident shall submit a formal request letter to the Contractor requesting an estimated amount for time, equipment and material costs for the proposed Force Account work.

No extra work shall be permitted unless authorized by KDOT.

The resident shall document all additional work under Force Account daily by using IDOT form BC-635 and both the Contractor and the Resident will retain copies.

Materials used on Force Account work that will be incorporated in the job must meet with satisfactory inspection.

The amounts of Labor, Equipment and Materials claimed by the Contractor on his submitted itemized bill, which he prepares at the completion of the extra work, must agree with the daily amounts shown on the completed BC-635 forms.

Refer to Article 109.04 of the Standard Specifications

The completed itemized bill shall be submitted to KDOT for approval, and Change Order processing.

Once KDOT and/or IDOT (Bureau of Construction), as the case may be, have approved the Change Order, the Resident shall add the Agreed Unit Price(s) of Force Account(s) to the next pay estimate as a line item.

All Change Orders shall be either IDOT form BC-22 (for projects using Federal funds) or a KDOT Change Order form. The KDOT Change Order form is available as a spreadsheet on Microsoft Excel and can be obtained from KDOT.

5. PAY ESTIMATES

The Resident shall prepare an Engineer's Payment Estimate (pay estimate) for submittal and payment at least once a month for each contract. All documented partially and completed work that has all required material inspection should be shown for payment on the Engineer's Payment Estimate form. This form shall be used for all projects (except projects using Federal funds). The form is available as a spreadsheet on Microsoft Excel and is available from KDOT.

The pay estimate form for projects using Federal funds shall be received from IDOT (Bureau of Construction – FAUS Projects) once a month. The Resident shall write in the quantities, sign his/her name to the bottom of the form and return it to IDOT (Bureau of Construction – FAUS Projects) for processing of payment. Also, the Resident shall send a copy of KDOT for the job file, as well as retain a copy for Resident's file.

The Resident shall meet with the Contractor before the pay estimate is submitted to ensure agreement of all quantities included in the pay estimate for the month. Any

discrepancy or disagreement between the contractor and the ENGINEER shall be immediately reported to KDOT.

The Resident shall then submit the pay estimate to KDOT for review and processing of payment.

6. INSPECTION MATERIAL

An independent Materials ENGINEER shall perform all required material inspection for all projects. The Materials ENGINEER shall be under the direct employment of ENGINEER and shall coordinate, direct and schedule all material inspection with the Materials ENGINEER. The Material ENGINEER shall not be responsible for determining when, what and where they should be performing material inspection. The Resident shall determine the type, frequency, and location as required by the IDOT Project Procedures Guide (Sampling Frequencies for Testing and Inspection) and/or KDOT.

All billings for material inspection services shall be checked and verified with the Project Diary by the Resident or his/her staff for correct dates, hours, and charges. Any disparities shall be report to KDOT as soon as possible. Copies of all material inspection billings shall be kept in the Resident's file.

Materials inspection and documentation is the responsibility of the Materials ENGINEER. However, the Resident and his/her staff shall verify that the quality, quantity and frequency of all material inspection reports meet the requirements of TOOT (Bureau of Materials). Copies of completed material inspection reports shall be retained in the Resident's file.

7. PLAN QUANITITY ACCPETANCE

The acceptance of plan quantities as final quantities for a number of the pay items is acceptable providing that KDOT and the Contractor agree in writing that the plan quantities are accurate and will be used as final quantities. The Resident shall receive a list of the items from KDOT that KDOT would like to agree upon.

The Resident and or his/her staff shall, from the plans, verify the accuracy of the quantity of each item on the list. The Resident shall then submit his/her findings, which shall include all calculations used to determine the accuracy of the quantity on the list to KDOT. The KDOT will review the Resident's calculations to determine which items to include on IDOT form BC-981. This form shall be presented to the Contractor at the Pre-Construction Conference and be reviewed, signed and returned to KDOT before any construction work has begun.

8. CONSTRUCTION LAYOUT VERIFICATION

All construction layout and staking shall normally be provided by the Contractor and paid for by the item "Construction Layout Stakes". The Resident and or his/her staff shall recover and identify all horizontal control points, benchmarks, and right-of-way corners (for newly acquired parcels) prior to construction. The Resident shall instruct Contractor to submit copies of all field book information regarding layout on a daily basis to be

retained in the Resident's file. The Resident and or his/her staff shall use standard survey methods to randomly check all horizontal locations and elevations for every staking operation. The Resident and or his/her staff shall document all layout checks in a field book. In the event that an error is found, the Resident shall notify the Contractor Immediately and ensure that he/she corrects the error as soon as possible. If an unnecessary amount of layout errors persists, the Resident shall notify KDOT as soon as possible.

9. TRAFFIC CONTROL INSPECTION

Inspection of all traffic control devices, signing, pavement marking, etc. *shall be inspected and photographed* by the Resident or his/her staff at least twice a day when the Contractor is working and once a day when the Contractor is not working. One of the traffic control inspections shall be done at the later part of the day, before the contractor leaves, to allow time for the contractor to correct any deficiencies before they leave at the end of the day. The Resident and or his/her staff shall verify that all traffic control is in accordance with the Traffic Control plan, and all applicable standards. The Resident and or his/her staff shall notify the Contractor as soon as possible of any and all deficiencies including:

- Downed and/or damaged signs
- Downed and/or damaged barricades or sign panels
- Worn, missing or conflicting temporary pavement marking
- Malfunctioning or damaged temporary traffic signals and temporary roadway lighting

The Resident shall list the times of inspection, descriptions of any and all deficiencies, and description of conversation with Contractor in the Daily Diary and complete the appropriate IDOT forms for Traffic Control Inspection for daytime and/or nighttime inspection.

10. FINAL INSPECTIONS

- a. Traffic Signal/Roadway Lighting Installation: Once Traffic Signal/Roadway Lighting installation have been completed and energized, the Resident shall schedule a Pre-Turn On inspection with the Contractor and KDOT. The Contractor shall address any deficiencies that are discovered as soon as possible. Once all deficiencies have been addressed, the Resident shall schedule a Turn On inspection with the Contractor, Maintenance Contractor, IDOT representative, controller manufacturer's technician (Traffic Signals) and KDOT.
- b. Overall Project Inspection (Final Walk-Through): Upon notice from the Contractor of completion of the entire project, the Resident shall schedule a walk-through inspection with the Contractor, KDOT and any other agency (Municipal and/or State) representative if there is any outside agency funding. The inspection shall consist of walking the length of all portions of roadway (both sides). The Resident shall include any and all deficiencies that are discovered in the Resident's Punch list. The Punch list shall be addressed to the Contractor and signed by the Resident. The Punch list shall be mailed to the Contractor, and a copy shall be sent to KDOT. Once all deficiencies have been addressed, the Resident shall conduct another inspection with the Contractor to ensure that all the items on the punch list have been addressed.

11. FINALING OUT OF PROJECTS

Upon receiving notice of the project completion from the Contractor, the Resident shall schedule a meeting with the Contractor and KDOT to finalize quantities for all items per contract. Once final quantities are agreeable with both the Contractor and KDOT, the Resident shall prepare an Engineer's Semi-Final Pay Estimate, which shall include all final quantities with 1% retainage. The Engineer's Semi-Final Pay Estimate shall then be submitted to KDOT for review and processing of payment.

The Resident shall also prepare Engineer's Final Pay Estimate, which shall be the same as the Engineer's Semi-Final Pay Estimate with the exception that the retainage shall be reduced to 0%. This final pay estimate shall be presented on the Engineer's Final Pay Estimate form, which can be obtained from KDOT. The Resident shall also prepare and submit to KDOT the following:

- a. Balance Authorization sheet(s)
- b. Explanation for changes in total dollar values that exceed \$2000.00 per item
- c. Any un-approved Change Orders

The Balance Authorization form is available as a spreadsheet on Microsoft Excel and can be obtained from KDOT.

Once the Engineer's Final Pay Estimate is submitted to IDOT for approval, the Bureau of Materials shall check all items for the required materials inspection and certification. The Resident shall receive a list of material deficiencies from KDOT. The Resident then shall make a formal request to the Contractor and/or the Materials ENGINEER for all needed material inspection and certification. Once the Resident receives all requested inspection and certification, he/she shall submit it directly to the IDOT (Bureau of Materials).

12. RECORD DRAWINGS AND SCANNED JOB BOX

The Resident and or his/her staff shall provide a complete set of record drawings (as built plans) to KDOT for their records. The record drawings shall be marked as "RECORD DRAWINGS" dated and initialed by the individual(s) who prepared them. All sheets, regardless of whether they have been modified, shall be marked as RECORD or AS BUILT in an appropriate box or space. The drawings shall consist of a 24" x 36" size set of project plans that have all changes and additions tagged by clouds or similar easy to see markings in red ink. In addition, the ENGINEER shall provide professionally scanned copies of all "AS BUILT" plans, as well as the entire IDOT or KDOT approved project job box, in PDF format as part of the engineering services for the project. A version of the "As BUILTs" in AutoCAD shall also be provided for GIS purposes. Copies of all photos taken by the Resident and staff in JPEG or other approved format shall also be included in the final documents. These documents may be submitted on dedicated hard drives, flash drives or CD's, intended for archiving of important documents, depending on the file sizes.

EXHIBIT B

Project Name Randall Road at IL 72
 Section Number 19-00514-00-WR
 Date 8/15/2025

Work Task	Principal Engineer - Hamilton	Resident Engineer - Singer	Assistant Resident Engineer - Luif	Construction Inspection - Makropolis	Surveyor Party Chief - Haller	Survey 3-Person	Technician	Clerical	Totals
Engineering Plan Review	4	20			2	0	0	0	
TOTAL MANHOURS	4	20	0	0	2	0	0	0	26
Hourly Rate	\$112.07	\$94.65	\$74.06	\$37.04	\$69.91	\$0.00	\$0.00	\$0.00	
Total Cost	\$448.28	\$1,893.00	\$0.00	\$0.00	\$139.82	\$0.00	\$0.00	\$0.00	\$2,481.10
Construction Layout & Verification									
Project Management	2	2							
Retrace Centerline & Verify		2			16				
Retrace Benchmarks & Verify		2			16				
Cross Section before & after		2			126				
TOTAL MANHOURS	2	8	0	0	158	0	0	0	168
Hourly Rate	\$112.07	\$94.65	\$74.06	\$37.04	\$69.91	\$0.00	\$0.00	\$0.00	
Total Cost	\$224.14	\$757.20	\$0.00	\$0.00	\$11,045.78	\$0.00	\$0.00	\$0.00	\$12,027.12
Utility Coordination	2	60							
TOTAL MANHOURS	2	60	0	0	0	0	0	0	62
Hourly Rate	\$112.07	\$94.65	\$74.06	\$37.04	\$69.91	\$0.00	\$0.00	\$0.00	
Total Cost	\$224.14	\$5,679.00	\$0.00	\$0.00	\$0.00	\$0.00	\$0.00	\$0.00	\$5,903.14

Project Name Randall Road at IL 72
Section Number 19-00514-00-WR
Date 8/15/2025

Work Task	Principal Engineer - Hamilton	Resident Engineer - Singer	Assistant Resident Engineer - Luif	Construction Inspection - Makropolis	Surveyor Party Chief - Haller	Survey 3-Person	Technician	Clerical	Totals
Resident Engineering Services									
Construction Observation		700	1500	1900					
Documentation	8	90	340	32					
Resident Engineering Coordination	8	20	8						
Punch List		15	40	8					
Change Orders		8	20						
Pay Estimates		10	20						
Final Quantity Determination		10	16						
Final Inspection		8	8						
Final Papers		10	14						
Record Drawings		10	14						
Meetings, Minutes & Correspondence	24	80	80						
TOTAL MANHOURS	40	961	2060	1940	0	0	0	0	5001
Hourly Rate	\$112.07	\$94.65	\$74.06	\$37.04	\$69.91	\$0.00	\$0.00	\$0.00	
Total Cost	\$4,482.80	\$90,958.65	\$152,563.60	\$71,857.60	\$0.00	\$0.00	\$0.00	\$0.00	\$319,862.65
Total Direct Labor									\$340,274.01
Overhead @ 137.23									\$466,958.02
Fixed Fee = .33 x (DL)									\$112,290.42
Direct Costs									\$39,715.00
Interra Engineering - Materials testing and inspection services									\$70,800.00
Total Project Cost -									\$1,030,037.46
Contingency Fund						\$0.00			
Total Contract Amount									\$1,030,037.46

EXHIBIT "C"

PREVAILING WAGE RATES

It is the policy of the State of Illinois as declared in the Illinois Prevailing Wage Act (820 ILCS 130/1 *et seq.*) "that a wage of no less than the general prevailing hourly rate as paid for work of a similar character in the locality in which the work is performed, shall be paid to all laborers, workers and mechanics employed by or on behalf of any and all public bodies engaged in public works".

The CONSULTANT agrees to pay, when applicable, the current Illinois Department of Labor Prevailing Wage Rates for all County of Kane projects. Current prevailing wage rates are available from the Illinois Department of Labor at their website:
<http://www.state.il.us/agency/idol/rates/rates.HTM>.

Prevailing wage rates are subject to revision monthly. The CONSULTANT acknowledges its responsibility, for payment of any applicable future adjustment thereof.

The CONSULTANT further acknowledges its responsibility to notify any sub-consultant of the applicability of the Prevailing Wage Act.

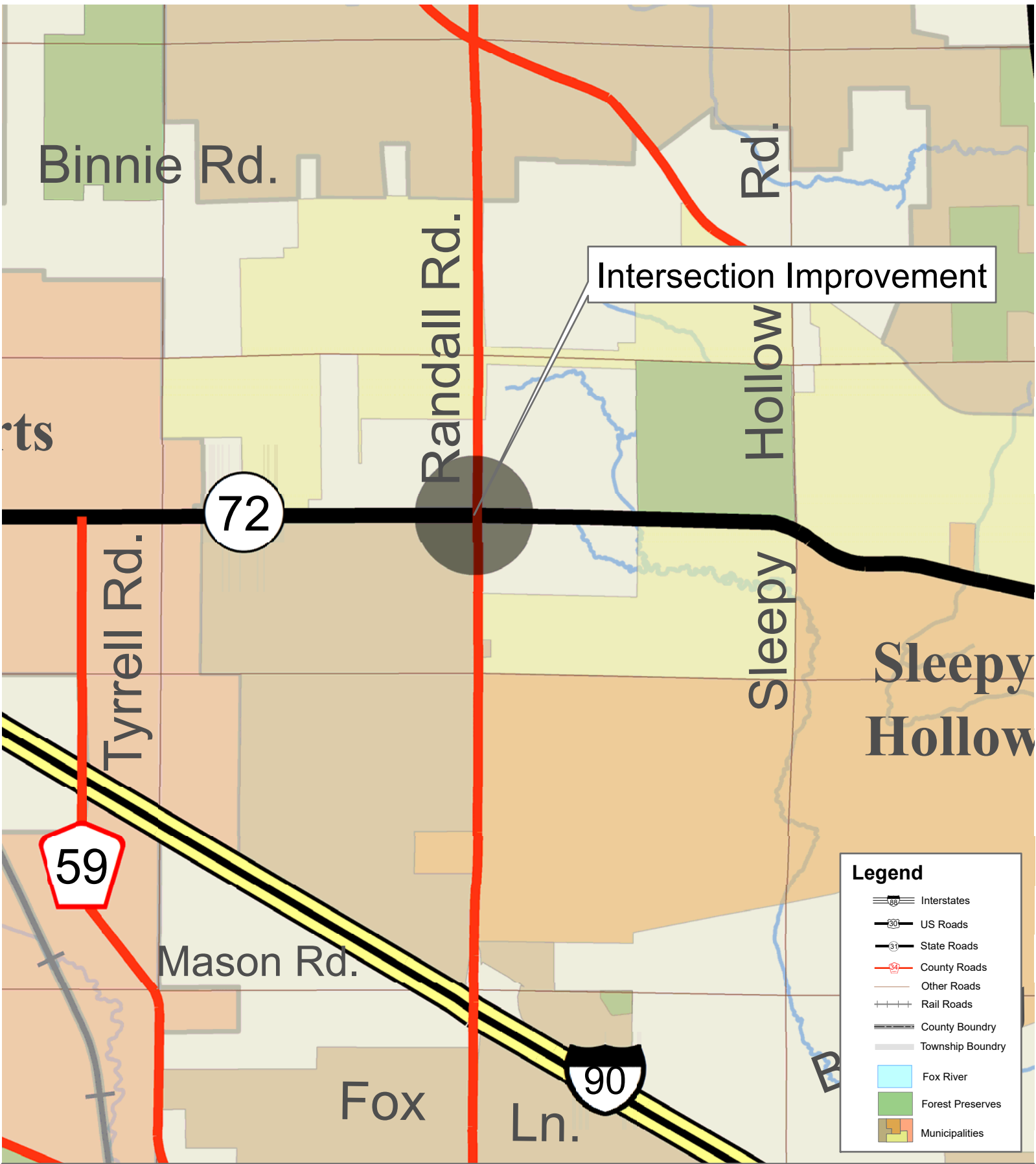
When applicable, the CONSULTANT agrees to provide the Kane County Division of Transportation "certified payrolls" as required by the Prevailing Wage Act.

Stanley Consultants, Inc.
Company Name

John Lazzara
Signature of Officer of Company

TRANSPORTATION MKT. LEAD, V.P.
Title

8/21/2025
Date



Randall Road at Illinois Route 72
Intersection Improvement

