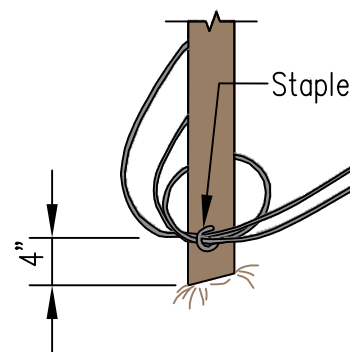
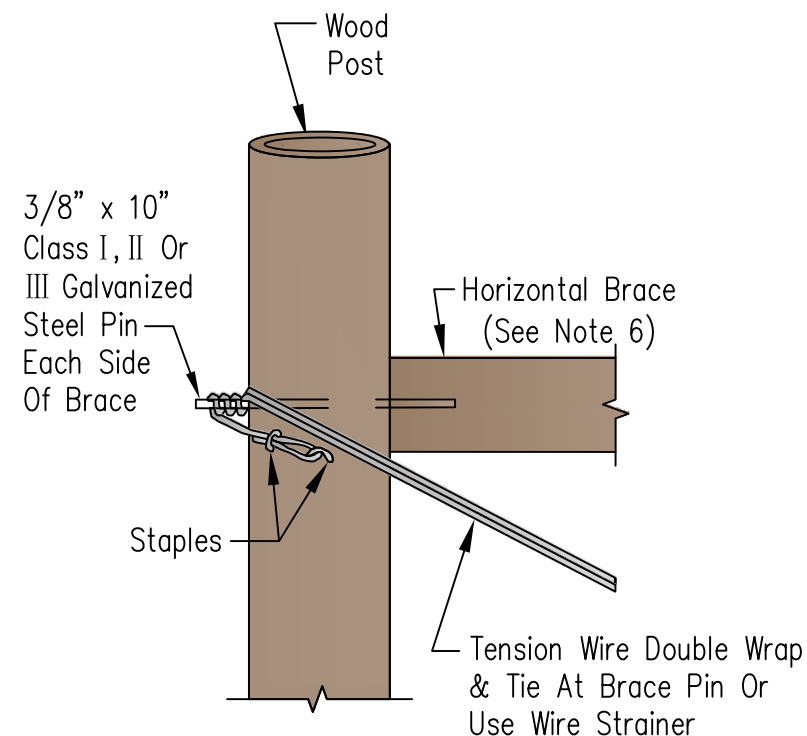


# NOTES:

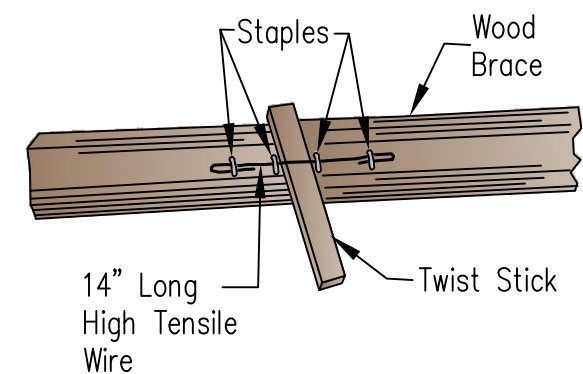
1. See construction specification for acceptable wood post and brace material.
2. Do not notch wood posts.
3. See drawing IL-ENG-800 for joining methods for hi-tensile wire.
4. If steel pipe is used all steel pipe must be Schedule 40 steel pipe either galvanized or primed and painted. Horizontal braces must be 2⅜" diameter minimum.
5. Twist stick must be 18 to 24 inch long and 1 inch diameter or 2"x 2" treated hardwood or 18 to 24 inch long and 1/2 inch diameter galvanized or primed and painted Pipe. Alternatively, use a strainer/wire tightener to cinch the brace wires.
6. Place horizontal brace within the top 1/3 of the posts and below the top fence wire. For fence 60" high or greater, and fence with more than 6 wires, minimum brace length is 10 feet.



**DETAIL 1**



**DETAIL 2**



**DETAIL 3**

Not To Scale

## END BRACE ASSEMBLY SINGLE-H DRIVEN POSTS

United States  
Department of  
Agriculture  
**USDA**  
Natural Resources  
Conservation Service

File No.  
IL-ENG-836

Drawing Set

Page 1 of 1

Sheet of

Date  
Designed  
Drawn  
Checked  
Approved  
M. QUINONES  
2/1/19