



Kane County

KC Judicial/Public Safety Committee

Agenda

Government Center
719 S. Batavia Ave., Bldg. A
Geneva, IL 60134

MOLINA, Lenert, Gumz, Linder, Roth, Tepe, Williams & ex-officio Pierog (County Chair)

Thursday, November 14, 2024

9:00 AM

County Board Room

1. **Call To Order**
2. **Roll Call**
3. **Remote Attendance Requests**
4. **Approval of Minutes: October 10, 2024**
5. **Public Comment**
6. **Monthly Financial Reports**
 - A. Monthly Finance Reports
7. **Merit Commission**
8. **KaneComm (M. Guthrie)**
 - A. Monthly Report
9. **Emergency Management(S. Buziecki)**
 - A. Monthly Report
 - B. **Resolution:** Authorizing FY2024 Budget Adjustment for the Office of Emergency Management
10. **Sheriff/Adult Corrections (R. Hain)**
 - A. Monthly Report
11. **Coroner (R. Russell)**
 - A. Monthly Report
12. **Judiciary & Courts (Villa/O'Brien)**
13. **State's Attorney (J. Mosser)**
 - A. Monthly Report

14. **Public Defender (R. Conant)**
 - A. Monthly Report
15. **Court Services Administration (L. Aust)**
 - A. Monthly Report
 - B. JJC Housing Report
 - C. Kane County Juvenile Detention Inspection Report
 - D. **Resolution:** Notification of Renewal of Sex Offender Treatment Services
16. **Circuit Clerk (T. Barreiro)**
 - A. Monthly Report
17. **Old Business**
18. **New Business**
19. **Place Written Reports on File**
20. **Executive Session (If Needed)**
21. **Adjournment**

STATE OF ILLINOIS)

SS.

COUNTY OF KANE)

FINANCE REPORT NO. TMP-24-3137

MONTHLY FINANCE REPORTS



Judiciary & Public Safety A/P by GL Distribution

Payment Date Range 10/01/24 - 10/31/24

Vendor	Invoice No.	Invoice Description	Status	Held Reason	Invoice Date	Due Date	G/L Date	Received Date	Payment Date	Invoice Amount	
Fund 001 - General Fund											
Department 240 - Judiciary and Courts											
Sub-Department 240 - Judiciary and Courts											
Account 50050 - Jurors- Circuit Court											
3894 - Kane County Juror Payable Clearing	9902582	Jury Payment	Paid by EFT # 91443		10/03/2024	10/03/2024	10/03/2024		10/03/2024	1,573.84	
3894 - Kane County Juror Payable Clearing	9902583	Jury Payment	Paid by EFT # 91445		10/15/2024	10/15/2024	10/15/2024		10/15/2024	1,370.04	
3894 - Kane County Juror Payable Clearing	9902584	Jury Payment	Paid by EFT # 91820		10/16/2024	10/16/2024	10/16/2024		10/16/2024	2,136.84	
3894 - Kane County Juror Payable Clearing	9902585	Jury Payment	Paid by EFT # 91822		10/25/2024	10/25/2024	10/25/2024		10/25/2024	3,649.62	
									Account 50050 - Jurors- Circuit Court Totals	Invoice Transactions 4	\$8,730.34
Account 50070 - Jurors' Expense											
12548 - 4W Eats dba Papa Saverio's	091224	Juror Meals - 21 CF 1010	Paid by EFT # 91141		09/12/2024	09/12/2024	09/19/2024		10/07/2024	189.38	
12548 - 4W Eats dba Papa Saverio's	092424	Juror Meals - 23 MT 7354	Paid by EFT # 91141		09/24/2024	09/24/2024	09/23/2024		10/07/2024	166.63	
12675 - Just In Time Coffee LLC	1367	Juror Meals	Paid by EFT # 91296		09/15/2024	09/15/2024	09/19/2024		10/07/2024	1,960.00	
12675 - Just In Time Coffee LLC	1369	Juror Meals	Paid by EFT # 91628		09/29/2024	09/29/2024	09/30/2024		10/21/2024	1,736.00	
12675 - Just In Time Coffee LLC	1368	Juror Meals	Paid by EFT # 91628		09/29/2024	09/29/2024	09/30/2024		10/21/2024	531.00	
12675 - Just In Time Coffee LLC	1370	Juror Meals	Paid by EFT # 91628		10/05/2024	10/05/2024	10/07/2024		10/21/2024	1,928.00	
12675 - Just In Time Coffee LLC	1371	Juror Meals	Paid by EFT # 91628		10/05/2024	10/05/2024	10/07/2024		10/21/2024	120.00	
12548 - 4W Eats dba Papa Saverio's	100824	Juror Meals - 23 CF 1212	Paid by EFT # 91451		10/08/2024	10/08/2024	10/08/2024		10/21/2024	201.88	
11058 - JP Morgan Chase Bank N.A.	2040-AO-09/24	Credit Card - O'Brien - September	Paid by EFT # 91626		09/30/2024	10/04/2024	10/04/2024		10/21/2024	47.96	
									Account 50070 - Jurors' Expense Totals	Invoice Transactions 9	\$6,880.85
Account 50120 - Per Diem Expense											
13838 - Melissa K. Anderko	MKA2024-021	Weekend Detention Call Sunday 09/15/2024	Paid by EFT # 91158		09/17/2024	09/27/2024	09/20/2024		10/07/2024	300.00	
14445 - Nicole M. Breytspraak	092124-S	Weekend Detention Call Saturday 09/21/2024	Paid by EFT # 91181		09/23/2024	10/10/2024	09/30/2024		10/07/2024	225.00	
14447 - Taylor N. Conley	2024-0002	Weekend Detention Call Saturday 09/28/2024	Paid by EFT # 91213		09/30/2024	10/10/2024	09/30/2024		10/07/2024	225.00	



Judiciary & Public Safety A/P by GL Distribution

Payment Date Range 10/01/24 - 10/31/24

Vendor	Invoice No.	Invoice Description	Status	Held Reason	Invoice Date	Due Date	G/L Date	Received Date	Payment Date	Invoice Amount
Fund 001 - General Fund										
Department 240 - Judiciary and Courts										
Sub-Department 240 - Judiciary and Courts										
Account 50120 - Per Diem Expense										
8857 - MaryJo D'Avola	142	#2024CF58 Proceedings of 08/30/2024 ordered by Judge	Paid by EFT # 91222		09/16/2024	09/27/2024	09/20/2024		10/07/2024	588.00
8857 - MaryJo D'Avola	143	#2024JA39, #2024JA40 Appeal; Appointed Attorney	Paid by EFT # 91222		09/18/2024	09/27/2024	09/20/2024		10/07/2024	85.50
1548 - Lynn M Dreymler	9182024-1	#2024JA39, #2024JA40 Appeal; Appointed Attorney	Paid by Check # 385267		09/18/2024	09/27/2024	09/20/2024		10/07/2024	841.50
2023 - Jill E. Gasparaitis	2024-33	Transcription - 201 MR 401	Paid by EFT # 91255		09/17/2024	09/17/2024	09/19/2024		10/07/2024	20.00
2023 - Jill E. Gasparaitis	2024-32	Court Reporter - Weekend Detention - Saturday	Paid by EFT # 91255		09/17/2024	09/17/2024	09/19/2024		10/07/2024	225.00
13243 - Jennifer Campbell	CJO62024	Weekend Detention Call Sunday 09/22/2024	Paid by EFT # 91188		09/22/2024	10/10/2024	09/30/2024		10/07/2024	300.00
13243 - Jennifer Campbell	CJO10324	#2022JA122 Appeal Court Appointed Attorney	Paid by EFT # 91508		10/03/2024	10/10/2024	10/07/2024		10/21/2024	364.00
13243 - Jennifer Campbell	CJO101024	#2014MR401 Appeal; Appointed Atty Andrea Jordan	Paid by EFT # 91508		10/10/2024	10/10/2024	10/10/2024		10/21/2024	108.00
12431 - Barbara A. Johnston	24-1006A	Weekend Detention Call Sunday 10/06/2024	Paid by EFT # 91624		10/07/2024	10/10/2024	10/08/2024		10/21/2024	300.00
14120 - Tabitha Joann Watson	2024-0725CJO	#2024OP303 Copy Proceedings 07/25/2024	Paid by EFT # 91801		10/02/2024	10/10/2024	10/03/2024		10/21/2024	7.50
14120 - Tabitha Joann Watson	2024-0611CJO	#2024OP303 Copy Proceedings 06/11/2024	Paid by EFT # 91801		10/02/2024	10/10/2024	10/03/2024		10/21/2024	43.50
13439 - Theresa (Terri) Wells	31	#2014MR401 Appeal; Appointed Atty Andrea Jordan	Paid by EFT # 91807		10/02/2024	10/10/2024	10/03/2024		10/21/2024	56.00
1548 - Lynn M Dreymler	9272024A	#2022JA122 Appeal Court Appointed Attorney	Paid by Check # 385369		09/27/2024	10/10/2024	09/30/2024		10/21/2024	472.00
1548 - Lynn M Dreymler	9302024A	#2024OP1091 Appeal Court Appointed Attorney	Paid by Check # 385369		09/30/2024	10/10/2024	10/01/2024		10/21/2024	208.00



Judiciary & Public Safety A/P by GL Distribution

Payment Date Range 10/01/24 - 10/31/24

Vendor	Invoice No.	Invoice Description	Status	Held Reason	Invoice Date	Due Date	G/L Date	Received Date	Payment Date	Invoice Amount	
Fund 001 - General Fund											
Department 240 - Judiciary and Courts											
Sub-Department 240 - Judiciary and Courts											
Account 50120 - Per Diem Expense											
2022 - Jeanine Fassnacht	2024-10-1	#2021D1110 In Camera 08/01/2024; Ordered by Court	Paid by Check # 385372		10/07/2024	10/10/2024	10/10/2024		10/21/2024	100.00	
8857 - MaryJo D'Avola	145	#2024OP303 Copy Proceedings 04/18/2024	Paid by EFT # 91543		10/02/2024	10/10/2024	10/03/2024		10/21/2024	27.50	
14445 - Nicole M. Breytspraak	100524-S	Weekend Detention Call Saturday 10/05/2024	Paid by EFT # 91500		10/05/2024	10/10/2024	10/07/2024		10/21/2024	225.00	
13882 - Margaret (Peggy) R. Beddard	24-0930	Weekend Detention Call Sunday 09/29/2024	Paid by EFT # 91493		09/30/2024	10/10/2024	09/30/2024		10/21/2024	300.00	
13882 - Margaret (Peggy) R. Beddard	24-1007	#2024CF854 Expedited Proceedings 10/04/2024	Paid by EFT # 91493		10/07/2024	10/10/2024	10/07/2024		10/21/2024	66.50	
									Account 50120 - Per Diem Expense Totals	Invoice Transactions 22	\$5,088.00
Account 50150 - Contractual/Consulting Services											
5648 - Bakhtavar Press	BP-KC-24-38	Interpreter Services - 9/11/24 - Arabic	Paid by EFT # 91165		09/16/2024	09/16/2024	09/19/2024		10/07/2024	285.56	
5648 - Bakhtavar Press	BP-KC-24-39	Interpreter Services - 9/11/24 - Arabic	Paid by EFT # 91165		09/16/2024	09/16/2024	09/19/2024		10/07/2024	240.00	
5648 - Bakhtavar Press	BP-KC-24-40	Interpreter Services - 9/19/24 - Urdu	Paid by EFT # 91165		09/22/2024	09/22/2024	09/23/2024		10/07/2024	268.14	
5648 - Bakhtavar Press	BP-KC-24-41	Interpreter Services - 9/20/24 - Hini	Paid by EFT # 91165		09/22/2024	09/22/2024	09/23/2024		10/07/2024	160.00	
14010 - Rafael H. Berrios	27	Interpreter Services - 9/24/24 - Spanish	Paid by EFT # 91175		09/24/2024	09/24/2024	09/23/2024		10/07/2024	502.50	
13261 - Olga Bronovytska	010924	Interpreter Services - 9/25/24 - Russian	Paid by EFT # 91182		09/25/2024	09/25/2024	09/25/2024		10/07/2024	160.00	
13094 - Ana M. Bubalo	01310	Interpreter Services - 9/22/24 & 9/23/24 - Spanish	Paid by EFT # 91184		09/23/2024	09/23/2024	09/23/2024		10/07/2024	804.00	
13280 - Commline, Inc.	Kane-145	9/9/24 - 9/13/24 - Spanish	Paid by EFT # 91209		09/17/2024	09/17/2024	09/23/2024		10/07/2024	1,306.10	
13280 - Commline, Inc.	Kane-146	Interpreter Services - 9/15, 16, 18 & 19/2024 - Spanish	Paid by EFT # 91209		09/24/2024	09/24/2024	09/23/2024		10/07/2024	1,044.40	
12986 - Maricela Cortez	375	Interpreter Services - 9/16/24 - Spanish	Paid by EFT # 91218		09/16/2024	09/16/2024	09/23/2024		10/07/2024	531.98	
12986 - Maricela Cortez	364	Interpreter Services - 8/23/24 - Spanish	Paid by EFT # 91218		08/23/2024	08/23/2024	09/25/2024		10/07/2024	498.48	



Judiciary & Public Safety A/P by GL Distribution

Payment Date Range 10/01/24 - 10/31/24

Vendor	Invoice No.	Invoice Description	Status	Held Reason	Invoice Date	Due Date	G/L Date	Received Date	Payment Date	Invoice Amount
Fund 001 - General Fund										
Department 240 - Judiciary and Courts										
Sub-Department 240 - Judiciary and Courts										
Account 50150 - Contractual/Consulting Services										
12986 - Maricela Cortez	378	Interpreter Services - 9/25/24 - Spanish	Paid by EFT # 91218		09/25/2024	09/25/2024	09/26/2024		10/07/2024	481.73
14180 - Veronica Guemez	038	Interpreter Services - 9/17/24 - 9/19/24 - Spanish	Paid by EFT # 91263		09/20/2024	09/20/2024	09/23/2024		10/07/2024	532.32
14180 - Veronica Guemez	039	Interpreter Services - 9/23/24 - 9/27/24 - Spanish	Paid by EFT # 91263		09/27/2024	09/27/2024	09/27/2024		10/07/2024	744.60
12920 - Maricela Ibarra	M2024-186	Interpreter Services - 9/16/24 - 9/20/24 - Spanish	Paid by EFT # 91284		09/20/2024	09/20/2024	09/23/2024		10/07/2024	942.81
12920 - Maricela Ibarra	M2024-187	Interpreter Services - 9/23/24 - 9/27/24 - Spanish	Paid by EFT # 91284		09/27/2024	09/27/2024	09/27/2024		10/07/2024	863.44
13001 - Carina Julian	155	Interpreter Services - 9/17/24 - 9/20/24 - Spanish	Paid by EFT # 91295		09/20/2024	09/20/2024	09/23/2024		10/07/2024	2,087.72
13001 - Carina Julian	154	Interpreter Services - 9/11/24 - 9/13/24 - Spanish	Paid by EFT # 91295		09/13/2024	09/13/2024	09/23/2024		10/07/2024	1,496.78
13001 - Carina Julian	156	Interpreter Services - 9/23, 25, 26 & 27/2024 - Spanish	Paid by EFT # 91295		09/27/2024	09/27/2024	09/27/2024		10/07/2024	1,999.28
12911 - Tatiana Okunskaya	24-25	Interpreter Services - 9/26/24 - Russian	Paid by EFT # 91340		09/26/2024	09/26/2024	09/26/2024		10/07/2024	140.00
14520 - John L. Otoole	5	Interpreter Services - 9/19/24 - Spanish	Paid by EFT # 91342		09/19/2024	09/19/2024	09/19/2024		10/07/2024	201.00
14520 - John L. Otoole	6	Interpreter Services - 9/23/24 - Spanish	Paid by EFT # 91342		09/23/2024	09/23/2024	09/23/2024		10/07/2024	201.00
14520 - John L. Otoole	4	Interpreter Services - 9/18/24 - Spanish	Paid by EFT # 91342		09/18/2024	09/18/2024	09/23/2024		10/07/2024	201.00
13752 - Sara Pethokoukis	71	Interpreter Services - 9/18/24 & 9/19/24 - Spanish	Paid by EFT # 91348		09/21/2024	09/21/2024	09/23/2024		10/07/2024	943.36
12915 - Patricia Rasmussen	KCC-24-028	Interpreter Services - 9/16/24 - 9/18/24 - Spanish	Paid by EFT # 91364		09/18/2024	09/18/2024	09/23/2024		10/07/2024	1,206.00
13585 - Fadia Tamer	71	Interpreter Services - 9/16/24 - 9/20/24 - Spanish	Paid by EFT # 91401		09/27/2024	09/27/2024	09/27/2024		10/07/2024	1,360.10



Judiciary & Public Safety A/P by GL Distribution

Payment Date Range 10/01/24 - 10/31/24

Vendor	Invoice No.	Invoice Description	Status	Held Reason	Invoice Date	Due Date	G/L Date	Received Date	Payment Date	Invoice Amount
Fund 001 - General Fund										
Department 240 - Judiciary and Courts										
Sub-Department 240 - Judiciary and Courts										
Account 50150 - Contractual/Consulting Services										
13585 - Fadia Tamer	72	Interpreter Services - 9/23/24 - 9/27/24 - Spanish	Paid by EFT # 91401		09/27/2024	09/27/2024	09/27/2024		10/07/2024	1,407.00
14519 - Two-Key Corporate Systems, Inc.	TKS24-35105	Interpreter Services - 9/10/24 - Spanish	Paid by EFT # 91413		09/13/2024	09/13/2024	09/23/2024		10/07/2024	553.32
14519 - Two-Key Corporate Systems, Inc.	TKS24-35100	Interpreter Services - 9/5/24 - Spanish	Paid by EFT # 91413		09/13/2024	09/13/2024	09/23/2024		10/07/2024	633.32
12871 - Daniel Velasco	184	Interpreter Services - 9/17/24 - Spanish	Paid by EFT # 91420		09/20/2024	09/20/2024	09/23/2024		10/07/2024	490.04
12871 - Daniel Velasco	185	Interpreter Services - 9/23/24 - 9/26/24 - Spanish	Paid by EFT # 91420		09/27/2024	09/27/2024	09/27/2024		10/07/2024	1,885.38
12940 - Wellspring Interpreting Services LLC	14720	Interpreter Services - 9/17, 19 & 20/2024 - Spanish	Paid by EFT # 91435		09/20/2024	09/20/2024	09/23/2024		10/07/2024	1,471.32
12940 - Wellspring Interpreting Services LLC	14717	Interpreter Services - 9/10, 12 & 13/2024 - Spanish	Paid by EFT # 91435		09/16/2024	09/16/2024	09/23/2024		10/07/2024	1,475.34
12940 - Wellspring Interpreting Services LLC	14724	Interpreter Services - 9/24, 26 & 27/2024 - Spanish	Paid by EFT # 91808		09/27/2024	09/27/2024	09/30/2024		10/21/2024	1,471.32
12940 - Wellspring Interpreting Services LLC	14727	Interpreter Services - 10/1, 3, 4/2024 - Spanish	Paid by EFT # 91808		10/04/2024	10/04/2024	10/08/2024		10/21/2024	1,215.38
12871 - Daniel Velasco	186	Interpreter Services - 10/7/24 & 10/8/24 - Spanish	Paid by EFT # 91788		10/10/2024	10/10/2024	10/10/2024		10/21/2024	980.08
13585 - Fadia Tamer	73	Interpreter Services - 9/30/24 - Spanish	Paid by EFT # 91761		10/01/2024	10/01/2024	09/30/2024		10/21/2024	281.40
13585 - Fadia Tamer	74	Interpreter Services - 10/1/24 - 10/4/24 - Spanish	Paid by EFT # 91761		10/04/2024	10/04/2024	10/07/2024		10/21/2024	1,125.60
13585 - Fadia Tamer	75	Interpreter Services - 10/7/24 - 10/9/24 - Spanish	Paid by EFT # 91761		10/10/2024	10/10/2024	10/10/2024		10/21/2024	877.70
12915 - Patricia Rasmussen	KCC-24-029	Interpreter Services - 9/30/24 - 10/4/24 - Spanish	Paid by EFT # 91719		10/07/2024	10/07/2024	10/07/2024		10/21/2024	1,933.62
12915 - Patricia Rasmussen	KCC-24-030	Interpreter Services - 10/8/24 & 10/10/24 - Spanish	Paid by EFT # 91719		10/10/2024	10/10/2024	10/10/2024		10/21/2024	911.20



Judiciary & Public Safety A/P by GL Distribution

Payment Date Range 10/01/24 - 10/31/24

Vendor	Invoice No.	Invoice Description	Status	Held Reason	Invoice Date	Due Date	G/L Date	Received Date	Payment Date	Invoice Amount
Fund 001 - General Fund										
Department 240 - Judiciary and Courts										
Sub-Department 240 - Judiciary and Courts										
Account 50150 - Contractual/Consulting Services										
13204 - Daisy M. Robinson	2024-18	Interpreter Services - 9/11, 12 & 18/24 - Q'eqchi	Paid by EFT # 91728		10/01/2024	10/01/2024	10/02/2024		10/21/2024	678.00
14520 - John L. Otoole	7	Interpreter Services - 10/3/24 & 10/4/24 - Spanish	Paid by EFT # 91690		10/04/2024	10/04/2024	10/07/2024		10/21/2024	402.00
12911 - Tatiana Okunskaya	24-26	Interpreter Services - 10/4/24 - Russian	Paid by EFT # 91683		10/04/2024	10/04/2024	10/07/2024		10/21/2024	140.00
13209 - Anthony Bahena	100	Interpreter Services - 10/1, 6, 7, 8/2024 - Spanish	Paid by EFT # 91486		10/08/2024	10/08/2024	10/08/2024		10/21/2024	1,642.84
13209 - Anthony Bahena	99	Interpreter Services - 9/9, 16 & 30/2024 - Spanish	Paid by EFT # 91486		10/08/2024	10/08/2024	10/08/2024		10/21/2024	1,608.00
13209 - Anthony Bahena	98	Interpreter Services - 7/8, 9, 25, 8/12, 16/2024 - Spanish	Paid by EFT # 91486		10/08/2024	10/08/2024	10/08/2024		10/21/2024	1,676.34
13001 - Carina Julian	157	Interpreter Services - 10/1/24 & 10/2/24 - Spanish	Paid by EFT # 91627		10/02/2024	10/02/2024	10/08/2024		10/21/2024	652.58
13001 - Carina Julian	158	Interpreter Services - 10/9/24 & 10/10/24 - Spanish	Paid by EFT # 91627		10/10/2024	10/10/2024	10/10/2024		10/21/2024	932.64
12920 - Maricela Ibarra	M2024-188	Interpreter Services - 9/30/24 - 10/4/24 - Spanish	Paid by EFT # 91612		10/04/2024	10/04/2024	10/08/2024		10/21/2024	942.14
12920 - Maricela Ibarra	M2024-189	Interpreter Services - 10/7/24 - 10/10/24 - Spanish	Paid by EFT # 91612		10/10/2024	10/10/2024	10/10/2024		10/21/2024	755.32
14180 - Veronica Guemez	040	Interpreter Services - 9/30/24 - 10/3/24 - Spanish	Paid by EFT # 91601		10/03/2024	10/03/2024	10/02/2024		10/21/2024	710.43
14180 - Veronica Guemez	041	Interpreter Services - 10/7/24 - 10/10/24 - Spanish	Paid by EFT # 91601		10/10/2024	10/10/2024	10/10/2024		10/21/2024	605.60
13280 - Commline, Inc.	Kane-147	Interpreter Services - 9/25/24 & 9/26/24 - Spanish	Paid by EFT # 91527		09/27/2024	09/27/2024	09/30/2024		10/21/2024	642.40
13280 - Commline, Inc.	Kane-148	Interpreter Services - 9/25/24 - Spanish	Paid by EFT # 91527		09/30/2024	09/30/2024	09/30/2024		10/21/2024	201.00



Judiciary & Public Safety A/P by GL Distribution

Payment Date Range 10/01/24 - 10/31/24

Vendor	Invoice No.	Invoice Description	Status	Held Reason	Invoice Date	Due Date	G/L Date	Received Date	Payment Date	Invoice Amount	
Fund 001 - General Fund											
Department 240 - Judiciary and Courts											
Sub-Department 240 - Judiciary and Courts											
Account 50150 - Contractual/Consulting Services											
13280 - Commline, Inc.	Kane-150	Interpreter Services - 10/2/24 - 10/4/24 - Spanish	Paid by EFT # 91527		10/07/2024	10/07/2024	10/07/2024		10/21/2024	1,245.40	
13280 - Commline, Inc.	Kane-149	Interpreter Services - 9/29/24 - Spanish	Paid by EFT # 91527		10/07/2024	10/07/2024	10/07/2024		10/21/2024	268.00	
13280 - Commline, Inc.	Kane-151	Interpreter Services - 10/9/24 & 10/10/24 - Spanish	Paid by EFT # 91527		10/10/2024	10/10/2024	10/10/2024		10/21/2024	1,044.40	
13280 - Commline, Inc.	Kane-152	Interpreter Services - 10/8/24 - Spanish	Paid by EFT # 91527		10/10/2024	10/10/2024	10/10/2024		10/21/2024	201.00	
5648 - Bakhtavar Press	BP-KC-24-42	Interpreter Services - 9/24/24 - Urdu	Paid by EFT # 91489		09/29/2024	09/29/2024	09/30/2024		10/21/2024	160.00	
5648 - Bakhtavar Press	BP-KC-24-43	Interpreter Services - 9/25/24 - Hindi	Paid by EFT # 91489		09/29/2024	09/29/2024	09/30/2024		10/21/2024	160.00	
5648 - Bakhtavar Press	BP-KC-24-44	Interpreter Services - 10/1/24 - Arabic	Paid by EFT # 91489		10/07/2024	10/07/2024	10/07/2024		10/21/2024	260.00	
5648 - Bakhtavar Press	BP-KC-24-45	Interpreter Services - 10/2/24 - Arabic	Paid by EFT # 91489		10/07/2024	10/07/2024	10/07/2024		10/21/2024	160.00	
									Account 50150 - Contractual/Consulting Services Totals	Invoice Transactions 63	<u>\$51,002.41</u>
Account 50190 - Court Appointed Counsel											
5518 - Ronald L. Haskell	121975	Court Appointed Counsel - McFadden Appeal	Paid by EFT # 91270		09/13/2024	09/13/2024	09/23/2024		10/07/2024	918.56	
13796 - Marielisa Jackson	208	Court Appointed Counsel - 24 JA 39 & 40	Paid by EFT # 91292		09/16/2024	09/16/2024	09/19/2024		10/07/2024	406.00	
13796 - Marielisa Jackson	000021	Court Appointed Counsel - August 2024	Paid by EFT # 91292		09/15/2024	09/15/2024	09/23/2024		10/07/2024	3,434.00	
14301 - Jordan Steele & Associates, LLC	5A	Court Appointed Counsel - 20 JA 44, 20 JA 125 & 14 MR 401	Paid by EFT # 91294		09/07/2024	09/07/2024	09/19/2024		10/07/2024	1,590.00	
2411 - James A Tabor ESQ	8	Court Appointed Counsel - August 2024	Paid by EFT # 91399		09/23/2024	09/23/2024	09/23/2024		10/07/2024	3,434.00	
14301 - Jordan Steele & Associates, LLC	9	Court Appointed Counsel - September 2024 + Shaird/Maldonado	Paid by EFT # 91625		10/04/2024	10/04/2024	10/08/2024		10/21/2024	3,854.00	
14301 - Jordan Steele & Associates, LLC	6A	Court Appointed Counsel - 20 JA 44, 20 JA 125 & 14 MR 401	Paid by EFT # 91625		10/05/2024	10/05/2024	10/08/2024		10/21/2024	5,565.00	



Judiciary & Public Safety A/P by GL Distribution

Payment Date Range 10/01/24 - 10/31/24

Vendor	Invoice No.	Invoice Description	Status	Held Reason	Invoice Date	Due Date	G/L Date	Received Date	Payment Date	Invoice Amount	
Fund 001 - General Fund											
Department 240 - Judiciary and Courts											
Sub-Department 240 - Judiciary and Courts											
Account 50190 - Court Appointed Counsel											
1531 - Rachel J. Hess	622	Court Appointed Counsel - September 2024	Paid by EFT # 91608		10/02/2024	10/02/2024	10/02/2024		10/21/2024	3,434.00	
									Account 50190 - Court Appointed Counsel Totals	Invoice Transactions 8	\$22,635.56
Account 50665 - Judicial Technology Fine Expenses											
11879 - Document Imaging Services LLC	3296	Toner - HP LJ P1606 & HP LJ 3001	Paid by EFT # 91225		09/23/2024	09/23/2024	09/19/2024		10/07/2024	614.00	
9658 - Tyler Technologies, Inc. (New World)	020-154959	ODR - Eviction Case Annual Fee - 9/1/24 - 8/31/25	Paid by EFT # 91415		09/01/2024	09/01/2024	09/23/2024		10/07/2024	15,000.00	
11879 - Document Imaging Services LLC	3314	Toner - HP LJP1606 & HP LJ 400 M401 - JC	Paid by EFT # 91549		10/09/2024	10/09/2024	10/09/2024		10/21/2024	306.00	
									Account 50665 - Judicial Technology Fine Expenses Totals	Invoice Transactions 3	\$15,920.00
Account 52190 - Equipment Rental											
1119 - Gordon Flesch Company Inc	IN14843871	Copier - Canon - iR2535i - 3rd Street - Jury Commission	Paid by EFT # 91259		09/15/2024	09/15/2024	09/19/2024		10/07/2024	17.40	
1119 - Gordon Flesch Company Inc	IN14856291	Copier - iR ADV 4255 (KBC) iR ADV 4251 (Jury Lounge & 3rd St.)	Paid by EFT # 91259		09/24/2024	09/24/2024	09/26/2024		10/07/2024	71.46	
1119 - Gordon Flesch Company Inc	IN14858717	Copier - iR ADV DX 529iF - JJC	Paid by EFT # 91259		09/25/2024	09/25/2024	09/26/2024		10/07/2024	10.57	
1119 - Gordon Flesch Company Inc	IN14858716	Copier - IR ADV DX 6860i - Chief Judge	Paid by EFT # 91259		09/25/2024	09/25/2024	09/27/2024		10/07/2024	26.44	
1119 - Gordon Flesch Company Inc	IN14858712	Copier - iR ADV 527iFZ - JC - Lower Level	Paid by EFT # 91259		09/25/2024	09/25/2024	09/27/2024		10/07/2024	39.93	
1119 - Gordon Flesch Company Inc	I00959038	Copier-Canon-iRADV527iFZ (JC)iRADVDX6860i (JC)iRADVDX 529iF (JJC)	Paid by EFT # 91596		10/06/2024	10/06/2024	10/08/2024		10/21/2024	490.16	
5209 - Toshiba Financial Services	539368704	Copier - Toshiba ES4518A - JC	Paid by Check # 385418		10/01/2024	10/01/2024	10/08/2024		10/21/2024	254.87	
6128 - Canon Solutions America Inc	6009526764	Copier - Canon - IR1025 - 3rd Street - Probate	Paid by EFT # 91510		10/02/2024	10/02/2024	10/08/2024		10/21/2024	103.64	
									Account 52190 - Equipment Rental Totals	Invoice Transactions 8	\$1,014.47
Account 53100 - Conferences and Meetings											
9457 - Ellen Fultz-Schmid	100924	PEV - Fultz-Schmid - Innovation Tech Conference	Paid by EFT # 91582		10/09/2024	10/09/2024	10/10/2024		10/21/2024	775.00	



Judiciary & Public Safety A/P by GL Distribution

Payment Date Range 10/01/24 - 10/31/24

Vendor	Invoice No.	Invoice Description	Status	Held Reason	Invoice Date	Due Date	G/L Date	Received Date	Payment Date	Invoice Amount
Fund 001 - General Fund										
Department 240 - Judiciary and Courts										
Sub-Department 240 - Judiciary and Courts										
Account 53100 - Conferences and Meetings										
11058 - JP Morgan Chase Bank N.A.	6973-RV-09/24	Credit Card - Villa - September	Paid by EFT # 91626		09/30/2024	10/09/2024	10/09/2024		10/21/2024	825.20
							Account 53100 - Conferences and Meetings Totals		Invoice Transactions 2	<u>\$1,600.20</u>
Account 53110 - Employee Training										
11058 - JP Morgan Chase Bank N.A.	5890-JM-09/24	Credit Card - Mathis - September	Paid by EFT # 91626		09/30/2024	10/04/2024	10/04/2024		10/21/2024	35.00
							Account 53110 - Employee Training Totals		Invoice Transactions 1	<u>\$35.00</u>
Account 53120 - Employee Mileage Expense										
13575 - Karen M. Zajicek	092624	Mileage from 08/02 to 09/18/24	Paid by EFT # 91441		09/26/2024	09/26/2024	09/26/2024		10/07/2024	12.84
							Account 53120 - Employee Mileage Expense Totals		Invoice Transactions 1	<u>\$12.84</u>
Account 53130 - General Association Dues										
11058 - JP Morgan Chase Bank N.A.	5890-JM-09/24	Credit Card - Mathis - September	Paid by EFT # 91626		09/30/2024	10/04/2024	10/04/2024		10/21/2024	150.00
							Account 53130 - General Association Dues Totals		Invoice Transactions 1	<u>\$150.00</u>
Account 55000 - Miscellaneous Contractual Exp										
14222 - Neil Adams	093024	PEV - Adams - Child Protection Data Courts Project	Paid by EFT # 91456		09/30/2024	09/30/2024	10/03/2024		10/21/2024	273.36
3509 - DS Services of America, Inc. dba Primo Water NA	23848028 092824	Water - JJC - 2nd Floor - Aug/Sept 2024	Paid by EFT # 91552		09/28/2024	09/28/2024	09/30/2024		10/21/2024	32.93
3509 - DS Services of America, Inc. dba Primo Water NA	23847983 092824	Water - JC - 2nd Floor - Aug/Sept 2024	Paid by EFT # 91552		09/28/2024	09/28/2024	09/30/2024		10/21/2024	22.95
3509 - DS Services of America, Inc. dba Primo Water NA	24121043 092824	Water - JC - Cafeteria/Interpreters/ Ct. Reporters-Aug/Sept 24	Paid by EFT # 91552		09/28/2024	09/28/2024	09/30/2024		10/21/2024	26.96
3509 - DS Services of America, Inc. dba Primo Water NA	23847999 092824	Water - JC - 1st Floor - Aug/Sep 2024	Paid by EFT # 91552		09/28/2024	09/28/2024	09/30/2024		10/21/2024	42.91
3509 - DS Services of America, Inc. dba Primo Water NA	23842457 092824	Water - JC - 1st Floor Jury Lge - Aug/Sept 2024	Paid by EFT # 91552		09/28/2024	09/28/2024	09/30/2024		10/21/2024	17.96
3509 - DS Services of America, Inc. dba Primo Water NA	23848014 092824	Water - JC - 3rd Floor - Aug/Sept 2024	Paid by EFT # 91552		09/28/2024	09/28/2024	09/30/2024		10/21/2024	37.92
3509 - DS Services of America, Inc. dba Primo Water NA	23847909 092824	Water - 3rd Street - Aug/Sept 2024	Paid by EFT # 91552		09/28/2024	09/28/2024	09/30/2024		10/21/2024	61.10
1602 - Language Line Services	11404136	Over the phone interpretation	Paid by Check # 385391		09/30/2024	09/30/2024	10/08/2024		10/21/2024	27.44
							Account 55000 - Miscellaneous Contractual Exp Totals		Invoice Transactions 9	<u>\$543.53</u>



Judiciary & Public Safety A/P by GL Distribution

Payment Date Range 10/01/24 - 10/31/24

Vendor	Invoice No.	Invoice Description	Status	Held Reason	Invoice Date	Due Date	G/L Date	Received Date	Payment Date	Invoice Amount
Fund 001 - General Fund										
Department 240 - Judiciary and Courts										
Sub-Department 240 - Judiciary and Courts										
Account 60000 - Office Supplies										
3578 - Warehouse Direct, Inc.	5792446-0	Office Supplies - Judicial Center	Paid by EFT # 91424		09/17/2024	09/17/2024	09/19/2024		10/07/2024	46.30
3578 - Warehouse Direct, Inc.	5792705-0	Office Supplies - 3rd Street	Paid by EFT # 91424		09/17/2024	09/17/2024	09/19/2024		10/07/2024	27.03
3578 - Warehouse Direct, Inc.	5795919-0	Office Supplies - Judicial Center	Paid by EFT # 91424		09/23/2024	09/23/2024	09/19/2024		10/07/2024	12.29
3578 - Warehouse Direct, Inc.	5798443-0	Office Supplies - Judicial Center	Paid by EFT # 91424		09/26/2024	09/26/2024	09/26/2024		10/07/2024	116.05
3578 - Warehouse Direct, Inc.	5800368-0	Office Supplies - Judicial Center	Paid by EFT # 91796		09/30/2024	09/30/2024	09/30/2024		10/21/2024	56.50
3578 - Warehouse Direct, Inc.	5803720-0	Office Supplies - Judicial Center	Paid by EFT # 91796		10/04/2024	10/04/2024	10/02/2024		10/21/2024	75.44
							Account 60000 - Office Supplies Totals		Invoice Transactions 6	\$333.61
Account 60010 - Operating Supplies										
5363 - Christine Downs	100224	PEV - Downs - Treatment Court	Paid by Check # 385368		10/02/2024	10/02/2024	10/02/2024		10/21/2024	131.25
4027 - Image Awards Engraving & Creative Keepsakes	38589	Digitize Circuit Seal for engraving	Paid by Check # 385383		10/04/2024	10/04/2024	10/02/2024		10/21/2024	125.00
11058 - JP Morgan Chase Bank N.A.	2040-AO-09/24	Credit Card - O'Brien - September	Paid by EFT # 91626		09/30/2024	10/04/2024	10/04/2024		10/21/2024	36.98
11890 - Elizabeth A Williamson	100224	PEV - Williamson - Specialty Court Art Project	Paid by EFT # 91814		10/02/2024	10/02/2024	10/03/2024		10/21/2024	13.81
							Account 60010 - Operating Supplies Totals		Invoice Transactions 4	\$307.04
Account 60020 - Computer Related Supplies										
11058 - JP Morgan Chase Bank N.A.	5890-JM-09/24	Credit Card - Mathis - September	Paid by EFT # 91626		09/30/2024	10/04/2024	10/04/2024		10/21/2024	22.18
							Account 60020 - Computer Related Supplies Totals		Invoice Transactions 1	\$22.18
Account 60080 - Employee Recognition Supplies										
11058 - JP Morgan Chase Bank N.A.	5890-JM-09/24	Credit Card - Mathis - September	Paid by EFT # 91626		09/30/2024	10/04/2024	10/04/2024		10/21/2024	91.91
							Account 60080 - Employee Recognition Supplies Totals		Invoice Transactions 1	\$91.91
Account 60210 - Uniform Supplies										
11058 - JP Morgan Chase Bank N.A.	5890-JM-09/24	Credit Card - Mathis - September	Paid by EFT # 91626		09/30/2024	10/04/2024	10/04/2024		10/21/2024	448.70
7616 - Marberry Cleaners & Launderers	B90F5C	Bailiff Jackets	Paid by Check # 385394		10/01/2024	10/01/2024	09/30/2024		10/21/2024	90.00
							Account 60210 - Uniform Supplies Totals		Invoice Transactions 2	\$538.70
							Sub-Department 240 - Judiciary and Courts Totals		Invoice Transactions 145	\$114,906.64
							Department 240 - Judiciary and Courts Totals		Invoice Transactions 145	\$114,906.64



Judiciary & Public Safety A/P by GL Distribution

Payment Date Range 10/01/24 - 10/31/24

Vendor	Invoice No.	Invoice Description	Status	Held Reason	Invoice Date	Due Date	G/L Date	Received Date	Payment Date	Invoice Amount	
Fund 001 - General Fund											
Department 250 - Circuit Clerk											
Sub-Department 250 - Circuit Clerk- Administration											
Account 53100 - Conferences and Meetings											
11058 - JP Morgan Chase Bank N.A.	0645-TB-09/24	September 2024 PCard Charges	Paid by EFT # 91626		09/30/2024	10/08/2024	10/08/2024		10/21/2024	713.23	
11058 - JP Morgan Chase Bank N.A.	6045-ML-09/24	September 2024 PCard Charges	Paid by EFT # 91626		09/30/2024	10/08/2024	10/08/2024		10/21/2024	901.74	
								Account 53100 - Conferences and Meetings Totals		Invoice Transactions 2	<u>\$1,614.97</u>
Account 60000 - Office Supplies											
11058 - JP Morgan Chase Bank N.A.	8553-LJ-09/24	September 2024 PCard Charges	Paid by EFT # 91626		09/30/2024	10/08/2024	10/08/2024		10/21/2024	50.00	
								Account 60000 - Office Supplies Totals		Invoice Transactions 1	<u>\$50.00</u>
								Sub-Department 250 - Circuit Clerk- Administration Totals		Invoice Transactions 3	<u>\$1,664.97</u>
Sub-Department 254 - Circuit Clerk- Civil											
Account 53120 - Employee Mileage Expense											
14321 - E. Dianne Anderson	100324	September 2024 Mileage	Paid by EFT # 91473		10/03/2024	10/03/2024	10/03/2024		10/21/2024	43.55	
13974 - Michele Bruens	100324	September 2024 Mileage	Paid by EFT # 91502		10/03/2024	10/03/2024	10/03/2024		10/21/2024	36.85	
4610 - Heather J. Cameron	100324	September 2024 Mileage	Paid by EFT # 91507		10/03/2024	10/03/2024	10/03/2024		10/21/2024	18.76	
14468 - Michael Austin Campeggio	100724	September 2024 Mileage	Paid by EFT # 91509		10/07/2024	10/07/2024	10/07/2024		10/21/2024	12.06	
13894 - Jason M. Crowley	100724	September 2024 Mileage	Paid by EFT # 91540		10/07/2024	10/07/2024	10/07/2024		10/21/2024	18.09	
7277 - Nicole Franzen	100324	September 2024 Mileage	Paid by EFT # 91581		10/03/2024	10/03/2024	10/03/2024		10/21/2024	20.10	
14023 - Rachel Gentile	100724	September 2024 Mileage	Paid by EFT # 91589		10/07/2024	10/07/2024	10/07/2024		10/21/2024	46.56	
4916 - Deneen S. Hull	100824	September 2024 Mileage	Paid by EFT # 91610		10/08/2024	10/08/2024	10/08/2024		10/21/2024	20.77	
14466 - Jessica Joerger	100324	September 2024 Mileage	Paid by EFT # 91619		10/03/2024	10/03/2024	10/03/2024		10/21/2024	11.72	
13513 - Jennifer Lauren Johnson	100324	September 2024 Mileage	Paid by EFT # 91620		10/03/2024	10/03/2024	10/03/2024		10/21/2024	40.20	
13723 - Megan Johnson	100724	September 2024 Mileage	Paid by EFT # 91622		10/07/2024	10/07/2024	10/07/2024		10/21/2024	28.81	
13180 - Michael John Kovach	100324	September 2024 Mileage	Paid by EFT # 91639		10/03/2024	10/03/2024	10/03/2024		10/21/2024	38.86	
4710 - Penny Lange	100824	September 2024 Mileage	Paid by EFT # 91644		10/08/2024	10/08/2024	10/08/2024		10/21/2024	35.17	
14178 - Yasmeen Pani	100724	September 2024 Mileage	Paid by EFT # 91692		10/07/2024	10/07/2024	10/07/2024		10/21/2024	24.12	
13982 - Sonal M. Sikligar	100324	September 2024 Mileage	Paid by EFT # 91750		10/03/2024	10/03/2024	10/03/2024		10/21/2024	38.86	



Judiciary & Public Safety A/P by GL Distribution

Payment Date Range 10/01/24 - 10/31/24

Vendor	Invoice No.	Invoice Description	Status	Held Reason	Invoice Date	Due Date	G/L Date	Received Date	Payment Date	Invoice Amount
Fund 001 - General Fund										
Department 250 - Circuit Clerk										
Sub-Department 254 - Circuit Clerk- Civil										
Account 53120 - Employee Mileage Expense										
13595 - Jennifer Zuttermeister	100324	September 2024 Mileage	Paid by EFT # 91819		10/03/2024	10/03/2024	10/03/2024		10/21/2024	53.60
							Account 53120 - Employee Mileage Expense Totals	Invoice Transactions	16	\$488.08
							Sub-Department 254 - Circuit Clerk- Civil Totals	Invoice Transactions	16	\$488.08
Sub-Department 255 - Circuit Clerk- Criminal										
Account 53120 - Employee Mileage Expense										
14172 - Christina Potter	091024	August 2024 Mileage	Paid by EFT # 91356		09/10/2024	09/10/2024	09/10/2024		10/07/2024	160.80
13876 - Margaret Wlodek	092024	August 2024 Mileage	Paid by EFT # 91438		09/20/2024	09/20/2024	09/20/2024		10/07/2024	88.44
13876 - Margaret Wlodek	100724	September 2024 Mileage	Paid by EFT # 91815		10/07/2024	10/07/2024	10/07/2024		10/21/2024	164.82
14172 - Christina Potter	100324	September 2024 Mileage	Paid by EFT # 91704		10/03/2024	10/03/2024	10/03/2024		10/21/2024	144.72
14270 - Micah Simmons	100724	September 2024 Mileage	Paid by EFT # 91751		10/07/2024	10/07/2024	10/07/2024		10/21/2024	12.73
13899 - Jennifer Volintine	100724	September 2024 Mileage	Paid by EFT # 91793		10/07/2024	10/07/2024	10/07/2024		10/21/2024	20.10
14062 - Colby Whitman	100324	September 2024 Mileage	Paid by EFT # 91812		10/03/2024	10/03/2024	10/03/2024		10/21/2024	43.55
13627 - Carleen J. Bain	100724	September 2024 Mileage	Paid by EFT # 91487		10/07/2024	10/07/2024	10/07/2024		10/21/2024	201.00
13880 - Alexandra J. Busch	100824	September 2024 Mileage	Paid by EFT # 91505		10/08/2024	10/08/2024	10/08/2024		10/21/2024	18.76
5016 - Janet Davis	100724	September 2024 Mileage	Paid by Check # 385367		10/07/2024	10/07/2024	10/07/2024		10/21/2024	14.74
13624 - Theodore James Farrell	100724	September 2024 Mileage	Paid by EFT # 91568		10/07/2024	10/07/2024	10/07/2024		10/21/2024	22.11
14078 - Christine Foss	100724	September 2024 Mileage	Paid by EFT # 91576		10/07/2024	10/07/2024	10/07/2024		10/21/2024	192.96
11606 - MaryAnn Kabara	100324	September 2024 Mileage	Paid by Check # 385386		10/03/2024	10/03/2024	10/03/2024		10/21/2024	58.96
14313 - Lauren Kopf	100824	September 2024 Mileage	Paid by EFT # 91638		10/08/2024	10/08/2024	10/08/2024		10/21/2024	17.42
6312 - Kelly A. Lisner	100724	September 2024 Mileage	Paid by EFT # 91650		10/07/2024	10/07/2024	10/07/2024		10/21/2024	66.33
14548 - Josephine Loblillo	100324	September 2024 Mileage	Paid by EFT # 91652		10/03/2024	10/03/2024	10/03/2024		10/21/2024	8.04
13205 - Shirley L. Moline	100824	September 2024 Mileage	Paid by EFT # 91672		10/08/2024	10/08/2024	10/08/2024		10/21/2024	15.41



Judiciary & Public Safety A/P by GL Distribution

Payment Date Range 10/01/24 - 10/31/24

Vendor	Invoice No.	Invoice Description	Status	Held Reason	Invoice Date	Due Date	G/L Date	Received Date	Payment Date	Invoice Amount
Fund 001 - General Fund										
Department 250 - Circuit Clerk										
Sub-Department 255 - Circuit Clerk- Criminal										
Account 53120 - Employee Mileage Expense										
14405 - Brianna Orton	100724	September 2024 Mileage	Paid by EFT # 91688		10/07/2024	10/07/2024	10/07/2024		10/21/2024	44.22
13283 - Benjamin Adam Petschke	100724	September 2024 Mileage	Paid by EFT # 91698		10/07/2024	10/07/2024	10/07/2024		10/21/2024	26.80
							Account 53120 - Employee Mileage Expense Totals	Invoice Transactions	19	<u>\$1,321.91</u>
							Sub-Department 255 - Circuit Clerk- Criminal Totals	Invoice Transactions	19	<u>\$1,321.91</u>
Sub-Department 256 - Circuit Clerk- Records Support										
Account 60000 - Office Supplies										
1338 - Image-Pro Services & Supplies Inc	28239	Cartridges	Paid by EFT # 91285		09/06/2024	09/20/2024	09/20/2024		10/07/2024	496.53
1338 - Image-Pro Services & Supplies Inc	28241	Cartridges	Paid by EFT # 91285		09/06/2024	09/20/2024	09/20/2024		10/07/2024	679.77
1338 - Image-Pro Services & Supplies Inc	28250	Ink/Toner cartridges	Paid by EFT # 91614		09/23/2024	10/04/2024	10/04/2024		10/21/2024	786.69
1338 - Image-Pro Services & Supplies Inc	28268	toner cartridge	Paid by EFT # 91614		10/08/2024	10/10/2024	10/10/2024		10/21/2024	409.88
1338 - Image-Pro Services & Supplies Inc	28254	toner cartridge	Paid by EFT # 91614		10/01/2024	10/10/2024	10/10/2024		10/21/2024	847.12
1338 - Image-Pro Services & Supplies Inc	28259	toner cartridge	Paid by EFT # 91614		10/02/2024	10/10/2024	10/10/2024		10/21/2024	759.92
							Account 60000 - Office Supplies Totals	Invoice Transactions	6	<u>\$3,979.91</u>
							Sub-Department 256 - Circuit Clerk- Records Support Totals	Invoice Transactions	6	<u>\$3,979.91</u>
Sub-Department 259 - Circuit Clerk- Chief Deputy										
Account 50160 - Legal Services										
9507 - Statewide Publishing, LLC	946470-20	2024MR319	Paid by EFT # 91394		09/18/2024	09/20/2024	09/20/2024		10/07/2024	60.00
9507 - Statewide Publishing, LLC	946614-20	2024MR268	Paid by EFT # 91394		09/25/2024	09/26/2024	09/26/2024		10/07/2024	60.00
							Account 50160 - Legal Services Totals	Invoice Transactions	2	<u>\$120.00</u>
Account 53100 - Conferences and Meetings										
11058 - JP Morgan Chase Bank N.A.	8933-KH-09/24	September 2024 PCard Charges	Paid by EFT # 91626		09/30/2024	10/08/2024	10/08/2024		10/21/2024	163.27
							Account 53100 - Conferences and Meetings Totals	Invoice Transactions	1	<u>\$163.27</u>
							Sub-Department 259 - Circuit Clerk- Chief Deputy Totals	Invoice Transactions	3	<u>\$283.27</u>
Sub-Department 260 - Circuit Clerk- Human Resources										
Account 52160 - Repairs and Maint- Equipment										
2723 - Pitney Bowes, Inc.	1026026284	MTC 4/24-9/24	Paid by EFT # 91700		09/09/2024	10/03/2024	10/03/2024		10/21/2024	232.48
							Account 52160 - Repairs and Maint- Equipment Totals	Invoice Transactions	1	<u>\$232.48</u>



Judiciary & Public Safety A/P by GL Distribution

Payment Date Range 10/01/24 - 10/31/24

Vendor	Invoice No.	Invoice Description	Status	Held Reason	Invoice Date	Due Date	G/L Date	Received Date	Payment Date	Invoice Amount	
Fund 001 - General Fund											
Department 250 - Circuit Clerk											
Sub-Department 260 - Circuit Clerk- Human Resources											
Account 60000 - Office Supplies											
11058 - JP Morgan Chase Bank N.A.	9030-KS-09/24	September 2024 PCard Charges	Paid by EFT # 91626		09/30/2024	10/08/2024	10/08/2024		10/21/2024	210.00	
								Account 60000 - Office Supplies Totals		Invoice Transactions 1	\$210.00
								Sub-Department 260 - Circuit Clerk- Human Resources Totals		Invoice Transactions 2	\$442.48
								Department 250 - Circuit Clerk Totals		Invoice Transactions 49	\$8,180.62
Department 300 - State's Attorney											
Sub-Department 300 - State's Attorney- Criminal Div											
Account 50150 - Contractual/Consulting Services											
2562 - State's Attorney Appellate Prosecutor	December 1, 2024	Appellate Prosecutor's Program 12/1/24-11/30/25	Paid by Check # 385303		09/09/2024	11/30/2024	11/30/2024		10/07/2024	55,000.00	
								Account 50150 - Contractual/Consulting Services Totals		Invoice Transactions 1	\$55,000.00
Account 50240 - Trials and Costs of Hearing											
[REDACTED]			Paid by EFT # 91289		09/19/2024	09/23/2024	09/23/2024		10/07/2024	42.00	
			Paid by EFT # 91289		09/24/2024	09/25/2024	09/25/2024		10/07/2024	260.00	
			Paid by EFT # 91626		09/30/2024	10/08/2024	10/08/2024		10/21/2024	19.55	
			Paid by EFT # 91628		10/05/2024	10/09/2024	10/09/2024		10/21/2024	13.00	
			Paid by EFT # 91521		09/26/2024	10/04/2024	10/04/2024		10/21/2024	96.26	
			Paid by EFT # 91521		09/16/2024	10/04/2024	10/04/2024		10/21/2024	131.90	
			Paid by EFT # 91521		09/18/2024	10/04/2024	10/04/2024		10/21/2024	430.35	
											Account 50240 - Trials and Costs of Hearing Totals
Account 50260 - Witness Costs											
[REDACTED]			Paid by EFT # 91752		09/04/2024	10/04/2024	10/04/2024		10/21/2024	500.00	
											Account 50260 - Witness Costs Totals
Account 50270 - Court Reporter Costs											
1694 - Kobald Reporting, Inc.	2024-114	[REDACTED]	Paid by EFT # 91307		09/16/2024	09/23/2024	09/23/2024		10/07/2024	940.00	
14531 - Stacy S. Warpool	GJ 2024-917	[REDACTED]	Paid by EFT # 91425		09/27/2024	09/27/2024	09/25/2024		10/07/2024	892.00	
14120 - Tabitha Joann Watson	24-0911	[REDACTED]	Paid by EFT # 91430		09/20/2024	09/25/2024	09/25/2024		10/07/2024	96.00	



Judiciary & Public Safety A/P by GL Distribution

Payment Date Range 10/01/24 - 10/31/24

Vendor	Invoice No.	Invoice Description	Status	Held Reason	Invoice Date	Due Date	G/L Date	Received Date	Payment Date	Invoice Amount	
Fund 001 - General Fund											
Department 300 - State's Attorney											
Sub-Department 300 - State's Attorney- Criminal Div											
Account 50270 - Court Reporter Costs											
14120 - Tabitha Joann Watson	24-0912		Paid by EFT #		09/20/2024	09/25/2024	09/25/2024		10/07/2024	184.00	
			91430								
14120 - Tabitha Joann Watson	24-0924		Paid by EFT #		10/01/2024	10/04/2024	10/04/2024		10/21/2024	320.00	
			91801								
14120 - Tabitha Joann Watson	24-1004		Paid by EFT #		10/07/2024	10/09/2024	10/09/2024		10/21/2024	66.50	
			91801								
13439 - Theresa (Terri) Wells	29		Paid by EFT #		09/30/2024	10/04/2024	10/04/2024		10/21/2024	60.00	
			91807								
13838 - Melissa K. Anderko	SAO-MKN2024-		Paid by EFT #		09/10/2024	10/04/2024	10/04/2024		10/21/2024	568.00	
	21		91472								
13882 - Margaret (Peggy) R. Beddard	24-1002		Paid by EFT #		10/02/2024	10/04/2024	10/04/2024		10/21/2024	108.00	
			91493								
13882 - Margaret (Peggy) R. Beddard	24-1003		Paid by EFT #		10/03/2024	10/04/2024	10/04/2024		10/21/2024	28.50	
			91493								
13882 - Margaret (Peggy) R. Beddard	24-1004		Paid by EFT #		10/04/2024	10/09/2024	10/09/2024		10/21/2024	25.00	
			91493								
12431 - Barbara A. Johnston	24-1007A		Paid by EFT #		10/07/2024	10/09/2024	10/09/2024		10/21/2024	40.00	
			91624								
12431 - Barbara A. Johnston	24-1010A		Paid by EFT #		10/10/2024	10/10/2024	10/10/2024		10/21/2024	180.00	
			91624								
									Account 50270 - Court Reporter Costs Totals	Invoice Transactions 13	<u>\$3,508.00</u>
Account 52140 - Repairs and Maint- Copiers											
13153 - Toshiba America Business Solutions, Inc	6383559	Copier Contract	Paid by EFT #		09/16/2024	09/23/2024	09/23/2024		10/07/2024	93.25	
			91409								
13153 - Toshiba America Business Solutions, Inc	6382894	Copier Contract SAO	Paid by EFT #		09/12/2024	09/25/2024	09/25/2024		10/07/2024	44.98	
			91409								
13153 - Toshiba America Business Solutions, Inc	6387762	Copier Contract	Paid by EFT #		10/01/2024	10/09/2024	10/09/2024		10/21/2024	15.35	
			91769								
									Account 52140 - Repairs and Maint- Copiers Totals	Invoice Transactions 3	<u>\$153.58</u>
Account 52230 - Repairs and Maint- Vehicles											
11058 - JP Morgan Chase Bank N.A.	9268-CB-09/24	September P-Card Transactions	Paid by EFT #		09/30/2024	10/07/2024	10/07/2024		10/21/2024	154.40	
			91626								
									Account 52230 - Repairs and Maint- Vehicles Totals	Invoice Transactions 1	<u>\$154.40</u>
Account 53100 - Conferences and Meetings											
1931 - Lori Anderson Crimmins	100324	PEV Reimbursements	Paid by EFT #		10/03/2024	10/04/2024	10/04/2024		10/21/2024	107.04	
			91539								
11058 - JP Morgan Chase Bank N.A.	9268-CB-09/24	September P-Card Transactions	Paid by EFT #		09/30/2024	10/07/2024	10/07/2024		10/21/2024	2,818.69	
			91626								
									Account 53100 - Conferences and Meetings Totals	Invoice Transactions 2	<u>\$2,925.73</u>



Judiciary & Public Safety A/P by GL Distribution

Payment Date Range 10/01/24 - 10/31/24

Vendor	Invoice No.	Invoice Description	Status	Held Reason	Invoice Date	Due Date	G/L Date	Received Date	Payment Date	Invoice Amount
Fund 001 - General Fund										
Department 300 - State's Attorney										
Sub-Department 300 - State's Attorney- Criminal Div										
Account 53110 - Employee Training										
11058 - JP Morgan Chase Bank N.A.	4458-MH-09/24	September P-Card Transactions	Paid by EFT # 91626		09/30/2024	10/08/2024	10/08/2024		10/21/2024	500.00
								Account 53110 - Employee Training Totals	Invoice Transactions 1	<u>\$500.00</u>
Account 53120 - Employee Mileage Expense										
14047 - Kyler Wulff	093024	PEV Reimbursements	Paid by EFT # 91817		09/30/2024	10/04/2024	10/04/2024		10/21/2024	1.71
								Account 53120 - Employee Mileage Expense Totals	Invoice Transactions 1	<u>\$1.71</u>
Account 53130 - General Association Dues										
11058 - JP Morgan Chase Bank N.A.	9268-CB-09/24	September P-Card Transactions	Paid by EFT # 91626		09/30/2024	10/07/2024	10/07/2024		10/21/2024	50.00
11058 - JP Morgan Chase Bank N.A.	3843-SD-09/24	September P-Card Transactions	Paid by EFT # 91626		09/30/2024	10/08/2024	10/08/2024		10/21/2024	230.00
								Account 53130 - General Association Dues Totals	Invoice Transactions 2	<u>\$280.00</u>
Account 60000 - Office Supplies										
3578 - Warehouse Direct, Inc.	5795767-0	Office supplies	Paid by EFT # 91424		09/23/2024	09/23/2024	09/23/2024		10/07/2024	603.52
3578 - Warehouse Direct, Inc.	5796034-0	Office supplies	Paid by EFT # 91424		09/24/2024	09/25/2024	09/25/2024		10/07/2024	40.50
3578 - Warehouse Direct, Inc.	5807424-0	Office supplies	Paid by EFT # 91796		10/10/2024	10/10/2024	10/10/2024		10/21/2024	141.66
11058 - JP Morgan Chase Bank N.A.	9268-CB-09/24	September P-Card Transactions	Paid by EFT # 91626		09/30/2024	10/07/2024	10/07/2024		10/21/2024	1,595.96
								Account 60000 - Office Supplies Totals	Invoice Transactions 4	<u>\$2,381.64</u>
Account 60010 - Operating Supplies										
14193 - James Harvey Photography	1786	Photography Services	Paid by EFT # 91293		09/25/2024	09/26/2024	09/26/2024		10/07/2024	99.00
11058 - JP Morgan Chase Bank N.A.	4458-MH-09/24	September P-Card Transactions	Paid by EFT # 91626		09/30/2024	10/08/2024	10/08/2024		10/21/2024	93.35
11058 - JP Morgan Chase Bank N.A.	0813-JG-09/24	September P-Card Transactions	Paid by EFT # 91626		09/30/2024	10/08/2024	10/08/2024		10/21/2024	6.99
3509 - DS Services of America, Inc. dba Primo Water NA	23839078 092824	Water SAO, CAC, Civil, Collaborative Diversion	Paid by EFT # 91552		09/28/2024	10/04/2024	10/04/2024		10/21/2024	701.39
2748 - Groot Recycling dba Accurate Document Destruction	13312588T095	Document Shredding - SAO	Paid by EFT # 91599		10/01/2024	10/04/2024	10/04/2024		10/21/2024	300.00
2748 - Groot Recycling dba Accurate Document Destruction	13312580T095	Document Shredding - SAO	Paid by EFT # 91599		10/01/2024	10/04/2024	10/04/2024		10/21/2024	180.00
								Account 60010 - Operating Supplies Totals	Invoice Transactions 6	<u>\$1,380.73</u>
Account 60050 - Books and Subscriptions										
6521 - Thomson Reuters GRC Inc. (West Government)	850846853	Westlaw Proflex SAO	Paid by EFT # 91766		10/01/2024	10/04/2024	10/04/2024		10/21/2024	4,953.00



Judiciary & Public Safety A/P by GL Distribution

Payment Date Range 10/01/24 - 10/31/24

Vendor	Invoice No.	Invoice Description	Status	Held Reason	Invoice Date	Due Date	G/L Date	Received Date	Payment Date	Invoice Amount
Fund 001 - General Fund										
Department 300 - State's Attorney										
Sub-Department 300 - State's Attorney- Criminal Div										
Account 60050 - Books and Subscriptions										
6521 - Thomson Reuters GRC Inc. (West Government)	850852504	Clear Proflex - SAO and CAC	Paid by EFT # 91766		10/01/2024	10/09/2024	10/09/2024		10/21/2024	2,721.95
							Account 60050 - Books and Subscriptions Totals		Invoice Transactions 2	<u>\$7,674.95</u>
Account 60060 - Computer Software- Non Capital										
11058 - JP Morgan Chase Bank N.A.	7351-CB-09/24	September P-Card Transactions	Paid by EFT # 91626		09/30/2024	10/08/2024	10/08/2024		10/21/2024	233.71
							Account 60060 - Computer Software- Non Capital Totals		Invoice Transactions 1	<u>\$233.71</u>
Account 60070 - Computer Hardware- Non Capital										
1041 - Dell Marketing LP	10769667612	New Investigator Laptop	Paid by Check # 385266		09/03/2024	09/23/2024	09/23/2024		10/07/2024	3,558.59
11058 - JP Morgan Chase Bank N.A.	9268-CB-09/24	September P-Card Transactions	Paid by EFT # 91626		09/30/2024	10/07/2024	10/07/2024		10/21/2024	865.45
							Account 60070 - Computer Hardware- Non Capital Totals		Invoice Transactions 2	<u>\$4,424.04</u>
Account 60570 - Office Furniture - Non-Capital										
11058 - JP Morgan Chase Bank N.A.	7351-CB-09/24	September P-Card Transactions	Paid by EFT # 91626		09/30/2024	10/08/2024	10/08/2024		10/21/2024	6,572.52
							Account 60570 - Office Furniture - Non-Capital Totals		Invoice Transactions 1	<u>\$6,572.52</u>
Account 63040 - Fuel- Vehicles										
13021 - WEX BANK	100140457	Fuel Purchases State's Attorney	Paid by EFT # 91811		09/30/2024	10/04/2024	10/04/2024		10/21/2024	880.37
							Account 63040 - Fuel- Vehicles Totals		Invoice Transactions 1	<u>\$880.37</u>
							Sub-Department 300 - State's Attorney- Criminal Div Totals		Invoice Transactions 49	<u>\$87,564.44</u>
Sub-Department 306 - Collaborative Diversion Program										
Account 53110 - Employee Training										
11058 - JP Morgan Chase Bank N.A.	9268-CB-09/24	September P-Card Transactions	Paid by EFT # 91626		09/30/2024	10/07/2024	10/07/2024		10/21/2024	3,242.14
13781 - Purpose.Dignity.Action.	5935	Leads Training COSSUP Grant	Paid by EFT # 91716		09/30/2024	10/10/2024	10/10/2024		10/21/2024	4,375.00
							Account 53110 - Employee Training Totals		Invoice Transactions 2	<u>\$7,617.14</u>
Account 53120 - Employee Mileage Expense										
14554 - Michelle Massie	100924	Mileage - Collaborative Diversion	Paid by EFT # 91655		10/09/2024	10/11/2024	10/11/2024		10/21/2024	150.75
							Account 53120 - Employee Mileage Expense Totals		Invoice Transactions 1	<u>\$150.75</u>
Account 60010 - Operating Supplies										
3509 - DS Services of America, Inc. dba Primo Water NA	23849458	Water SAO, CAC, Civil, Collaborative Diversion	Paid by EFT # 91552		09/28/2024	10/04/2024	10/04/2024		10/21/2024	17.46
3509 - DS Services of America, Inc. dba Primo Water NA	23839078	Water SAO, CAC, Civil, Collaborative Diversion	Paid by EFT # 91552		09/28/2024	10/04/2024	10/04/2024		10/21/2024	75.57



Judiciary & Public Safety A/P by GL Distribution

Payment Date Range 10/01/24 - 10/31/24

Vendor	Invoice No.	Invoice Description	Status	Held Reason	Invoice Date	Due Date	G/L Date	Received Date	Payment Date	Invoice Amount
Fund 001 - General Fund										
Department 300 - State's Attorney										
Sub-Department 306 - Collaborative Diversion Program										
Account 60010 - Operating Supplies										
11058 - JP Morgan Chase Bank N.A.	3285-PK-09/24	September P-Card Transactions	Paid by EFT # 91626		09/30/2024	10/09/2024	10/09/2024		10/21/2024	1,447.99
							Account 60010 - Operating Supplies Totals		Invoice Transactions 3	<u>\$1,541.02</u>
Account 63040 - Fuel- Vehicles										
13021 - WEX BANK	100140457	Fuel Purchases State's Attorney	Paid by EFT # 91811		09/30/2024	10/04/2024	10/04/2024		10/21/2024	97.75
							Account 63040 - Fuel- Vehicles Totals		Invoice Transactions 1	<u>\$97.75</u>
							Sub-Department 306 - Collaborative Diversion Program Totals		Invoice Transactions 7	<u>\$9,406.66</u>
							Department 300 - State's Attorney Totals		Invoice Transactions 56	<u>\$96,971.10</u>
Department 360 - Public Defender										
Sub-Department 360 - Public Defender										
Account 50240 - Trials and Costs of Hearing										
			Paid by EFT # 91158		09/17/2024	09/24/2024	09/24/2024		10/07/2024	34.00
			Paid by EFT # 91329		09/24/2024	09/26/2024	09/26/2024		10/07/2024	132.00
			Paid by EFT # 91472		10/08/2024	10/08/2024	10/08/2024		10/21/2024	8.50
			Paid by EFT # 91637		10/09/2024	10/09/2024	10/09/2024		10/21/2024	10.50
							Account 50240 - Trials and Costs of Hearing Totals		Invoice Transactions 4	<u>\$185.00</u>
Account 53110 - Employee Training										
11058 - JP Morgan Chase Bank N.A.	3975-RC-09/24	September Pcard Charges	Paid by EFT # 91626		09/30/2024	10/08/2024	10/08/2024		10/21/2024	1,011.46
11058 - JP Morgan Chase Bank N.A.	1417-JC-09/24	September Pcard Charges	Paid by EFT # 91626		09/30/2024	10/08/2024	10/08/2024		10/21/2024	1,101.49
11058 - JP Morgan Chase Bank N.A.	8705-BW-09/24	September Pcard Charges	Paid by EFT # 91626		09/30/2024	10/08/2024	10/08/2024		10/21/2024	1,972.68
							Account 53110 - Employee Training Totals		Invoice Transactions 3	<u>\$4,085.63</u>
Account 53120 - Employee Mileage Expense										
7857 - Christine E. Stahl	092324	Mileage for serving Subpoenas in Aug, Inv. Stahl	Paid by EFT # 91391		09/23/2024	09/24/2024	09/24/2024		10/07/2024	65.66



Judiciary & Public Safety A/P by GL Distribution

Payment Date Range 10/01/24 - 10/31/24

Vendor	Invoice No.	Invoice Description	Status	Held Reason	Invoice Date	Due Date	G/L Date	Received Date	Payment Date	Invoice Amount	
Fund 001 - General Fund											
Department 360 - Public Defender											
Sub-Department 360 - Public Defender											
Account 53120 - Employee Mileage Expense											
14452 - Suzanne Fonck	100224	Mileage for Subpoenas Inv, S., Fonck Pub. Defender	Paid by EFT # 91573		10/02/2024	10/08/2024	10/08/2024		10/21/2024	51.32	
								Account 53120 - Employee Mileage Expense Totals		Invoice Transactions 2	<u>\$116.98</u>
Account 55000 - Miscellaneous Contractual Exp											
11058 - JP Morgan Chase Bank N.A.	7481-PC-09/24	September 2024 P-Card Charges	Paid by EFT # 91626		09/30/2024	10/10/2024	10/10/2024		10/21/2024	8.08	
13153 - Toshiba America Business Solutions, Inc	6387753	Acct TOBMVMN Maintenance Contract 9/1-9/30/24 Pub Def	Paid by EFT # 91769		10/01/2024	10/07/2024	10/07/2024		10/21/2024	27.07	
								Account 55000 - Miscellaneous Contractual Exp Totals		Invoice Transactions 2	<u>\$35.15</u>
Account 60000 - Office Supplies											
3509 - DS Services of America, Inc. dba Primo Water NA	23848042 092824	Acct 1-64323848042 Drinking Water 8/30-9/13/24 Pub Def.	Paid by EFT # 91552		09/28/2024	10/07/2024	10/07/2024		10/21/2024	87.82	
3509 - DS Services of America, Inc. dba Primo Water NA	23848060 092824	Acct 1-64323848060 Drinking Water 9/20/24 Pub Def.	Paid by EFT # 91552		09/28/2024	10/07/2024	10/07/2024		10/21/2024	33.97	
3578 - Warehouse Direct, Inc.	5802091-0	Acct 142052 Planners, Toner, Def. Exh. Stickers Pub. Defender	Paid by EFT # 91796		10/02/2024	10/07/2024	10/07/2024		10/21/2024	373.75	
3578 - Warehouse Direct, Inc.	5803791-0	Acct 142052 Planners, baskets Pub. Defender	Paid by EFT # 91796		10/04/2024	10/07/2024	10/07/2024		10/21/2024	66.50	
3578 - Warehouse Direct, Inc.	5802379-0	Acct 142052 Toner Public Defender	Paid by EFT # 91796		10/07/2024	10/07/2024	10/07/2024		10/21/2024	223.65	
3578 - Warehouse Direct, Inc.	5774183-0	Acct 142052 Office supplies Pub. Defender	Paid by EFT # 91796		08/16/2024	10/09/2024	10/09/2024		10/21/2024	29.42	
								Account 60000 - Office Supplies Totals		Invoice Transactions 6	<u>\$815.11</u>
Account 60050 - Books and Subscriptions											
11058 - JP Morgan Chase Bank N.A.	3975-RC-09/24	September Pcard Charges	Paid by EFT # 91626		09/30/2024	10/08/2024	10/08/2024		10/21/2024	15.99	
6521 - Thomson Reuters GRC Inc. (West Government)	850827122	Acct 1000174078 ProFlex 9/1-9/30/24 Pub Defender Off.	Paid by EFT # 91766		10/01/2024	10/07/2024	10/07/2024		10/21/2024	4,694.48	
6521 - Thomson Reuters GRC Inc. (West Government)	850903668	Acct 1000174078 Books/Bounds 10/1-10/31/24 Pub Defender	Paid by EFT # 91766		10/01/2024	10/07/2024	10/07/2024		10/21/2024	257.48	
								Account 60050 - Books and Subscriptions Totals		Invoice Transactions 3	<u>\$4,967.95</u>
								Sub-Department 360 - Public Defender Totals		Invoice Transactions 20	<u>\$10,205.82</u>
								Department 360 - Public Defender Totals		Invoice Transactions 20	<u>\$10,205.82</u>



Judiciary & Public Safety A/P by GL Distribution

Payment Date Range 10/01/24 - 10/31/24

Vendor	Invoice No.	Invoice Description	Status	Held Reason	Invoice Date	Due Date	G/L Date	Received Date	Payment Date	Invoice Amount
Fund 001 - General Fund										
Department 380 - Sheriff										
Sub-Department 380 - Sheriff										
Account 50150 - Contractual/Consulting Services										
14456 - Alexandra A. Tsang, Psy. D	5SW	Services - Consulting	Paid by EFT # 91463		09/01/2024	10/10/2024	10/10/2024		10/21/2024	2,500.00
14560 - eLineup, LLC	1476	Contractual Services	Paid by EFT # 91561		06/05/2024	10/04/2024	10/04/2024		10/21/2024	1,400.00
14523 - RMT Solutions	115	Contractual Services	Paid by EFT # 91727		10/01/2024	10/09/2024	10/09/2024		10/21/2024	4,000.00
							Account 50150 - Contractual/Consulting Services Totals		Invoice Transactions 3	<u>\$7,900.00</u>
Account 50210 - Medical/Dental/Hospital Services										
10407 - Physicians Immediate Care Chicago, PLLC	4405921	Medical Contracts	Paid by EFT # 91351		09/09/2024	09/20/2024	09/20/2024		10/07/2024	75.00
							Account 50210 - Medical/Dental/Hospital Services Totals		Invoice Transactions 1	<u>\$75.00</u>
Account 50300 - Extradition Costs										
3229 - Petty Cash-Sheriff	091124c	[REDACTED]	Paid by Check # 385296		09/11/2024	09/17/2024	09/17/2024		10/07/2024	64.00
3229 - Petty Cash-Sheriff	091124b	[REDACTED]	Paid by Check # 385296		09/11/2024	09/17/2024	09/17/2024		10/07/2024	64.00
3229 - Petty Cash-Sheriff	091124a	[REDACTED]	Paid by Check # 385296		09/11/2024	09/17/2024	09/17/2024		10/07/2024	128.00
3229 - Petty Cash-Sheriff	091124d	[REDACTED]	Paid by Check # 385296		09/11/2024	09/19/2024	09/19/2024		10/07/2024	128.00
3229 - Petty Cash-Sheriff	091724b	[REDACTED]	Paid by Check # 385296		09/17/2024	09/20/2024	09/20/2024		10/07/2024	128.00
3229 - Petty Cash-Sheriff	091724a	[REDACTED]	Paid by Check # 385296		09/17/2024	09/20/2024	09/20/2024		10/07/2024	128.00
3229 - Petty Cash-Sheriff	092524	[REDACTED]	Paid by Check # 385296		09/25/2024	09/26/2024	09/26/2024		10/07/2024	64.00
3229 - Petty Cash-Sheriff	092524a	[REDACTED]	Paid by Check # 385296		09/25/2024	09/26/2024	09/26/2024		10/07/2024	64.00
3229 - Petty Cash-Sheriff	100424	[REDACTED]	Paid by Check # 385404		10/04/2024	10/07/2024	10/07/2024		10/21/2024	64.00
3229 - Petty Cash-Sheriff	100424a	[REDACTED]	Paid by Check # 385404		10/04/2024	10/07/2024	10/07/2024		10/21/2024	64.00
11058 - JP Morgan Chase Bank N.A.	4268-DW-09/	[REDACTED]	Paid by EFT # 91626		09/30/2024	10/07/2024	10/07/2024		10/21/2024	1,651.01
11058 - JP Morgan Chase Bank N.A.	6513-BM-09/	[REDACTED]	Paid by EFT # 91626		09/30/2024	10/07/2024	10/07/2024		10/21/2024	1,723.86
11058 - JP Morgan Chase Bank N.A.	1473-BF-09/	[REDACTED]	Paid by EFT # 91626		09/30/2024	10/07/2024	10/07/2024		10/21/2024	712.33



Judiciary & Public Safety A/P by GL Distribution

Payment Date Range 10/01/24 - 10/31/24

Vendor	Invoice No.	Invoice Description	Status	Held Reason	Invoice Date	Due Date	G/L Date	Received Date	Payment Date	Invoice Amount	
Fund 001 - General Fund											
Department 380 - Sheriff											
Sub-Department 380 - Sheriff											
Account 50300 - Extradition Costs											
11058 - JP Morgan Chase Bank N.A.	2221-JF-09/24	[REDACTED]	Paid by EFT # 91626		09/30/2024	10/09/2024	10/09/2024		10/21/2024	1,050.87	
11058 - JP Morgan Chase Bank N.A.	4522-HP-09/24	[REDACTED]	Paid by EFT # 91626		09/30/2024	10/09/2024	10/09/2024		10/21/2024	1,931.79	
								Account 50300 - Extradition Costs Totals		Invoice Transactions 15	\$7,965.86
Account 52140 - Repairs and Maint- Copiers											
14524 - Guardian Alliance Technologies, Inc.	25537	Background checks	Paid by EFT # 91600		09/30/2024	10/03/2024	10/03/2024		10/21/2024	1,235.00	
11058 - JP Morgan Chase Bank N.A.	4552-ER-09/24	RICHARDS P-Card Charges	Paid by EFT # 91626		09/30/2024	10/09/2024	10/09/2024		10/21/2024	252.00	
11058 - JP Morgan Chase Bank N.A.	8856-AH-09/24	HAIN A. P-Card Charges	Paid by EFT # 91626		09/30/2024	10/10/2024	10/10/2024		10/21/2024	700.00	
								Account 52140 - Repairs and Maint- Copiers Totals		Invoice Transactions 3	\$2,187.00
Account 52150 - Repairs and Maint- Comm Equip											
8930 - Impact Networking, LLC	3323986	Copier, photocopier maintenance	Paid by EFT # 91286		09/19/2024	09/25/2024	09/25/2024		10/07/2024	108.00	
								Account 52150 - Repairs and Maint- Comm Equip Totals		Invoice Transactions 1	\$108.00
Account 52160 - Repairs and Maint- Equipment											
11058 - JP Morgan Chase Bank N.A.	4552-ER-09/24	RICHARDS P-Card Charges	Paid by EFT # 91626		09/30/2024	10/09/2024	10/09/2024		10/21/2024	271.88	
								Account 52160 - Repairs and Maint- Equipment Totals		Invoice Transactions 1	\$271.88
Account 52230 - Repairs and Maint- Vehicles											
1933 - Pomp's Tire Service, Inc.	640119175	Automotive Equip & Supplies	Paid by EFT # 91355		09/17/2024	09/19/2024	09/19/2024		10/07/2024	599.56	
1933 - Pomp's Tire Service, Inc.	640119371	Tires	Paid by EFT # 91355		09/25/2024	09/26/2024	09/26/2024		10/07/2024	1,451.30	
1933 - Pomp's Tire Service, Inc.	640119370	Tires	Paid by EFT # 91355		09/25/2024	09/26/2024	09/26/2024		10/07/2024	280.00	
1325 - Priority Products, Inc.	1009506	Automotive Equip & Supplies	Paid by Check # 385297		09/26/2024	09/27/2024	09/27/2024		10/07/2024	29.55	
11256 - Al Piemonte Cadillac Inc dba St. Charles Chrysler	166147	Automotive Equip & Supplies	Paid by EFT # 91150		09/24/2024	09/26/2024	09/26/2024		10/07/2024	1,210.00	
11256 - Al Piemonte Cadillac Inc dba St. Charles Chrysler	166182	Automotive Equip & Supplies	Paid by EFT # 91150		09/24/2024	09/26/2024	09/26/2024		10/07/2024	26.74	
10878 - APC Stores, Inc (Bumper to Bumper)	478-599292	Automotive Equip & Supplies	Paid by EFT # 91159		09/12/2024	09/19/2024	09/19/2024		10/07/2024	32.69	
10878 - APC Stores, Inc (Bumper to Bumper)	478-599262	Automotive Equip & Supplies	Paid by EFT # 91159		09/12/2024	09/19/2024	09/19/2024		10/07/2024	51.22	
10878 - APC Stores, Inc (Bumper to Bumper)	478-599328	Automotive Equip & Supplies	Paid by EFT # 91159		09/13/2024	09/19/2024	09/19/2024		10/07/2024	59.97	



Judiciary & Public Safety A/P by GL Distribution

Payment Date Range 10/01/24 - 10/31/24

Vendor	Invoice No.	Invoice Description	Status	Held Reason	Invoice Date	Due Date	G/L Date	Received Date	Payment Date	Invoice Amount
Fund 001 - General Fund										
Department 380 - Sheriff										
Sub-Department 380 - Sheriff										
Account 52230 - Repairs and Maint- Vehicles										
10878 - APC Stores, Inc (Bumper to Bumper)	478-599390	Automotive Equip & Supplies	Paid by EFT # 91159		09/16/2024	09/19/2024	09/19/2024		10/07/2024	146.88
10878 - APC Stores, Inc (Bumper to Bumper)	478-599539	Automotive Equip & Supplies	Paid by EFT # 91159		09/18/2024	09/20/2024	09/20/2024		10/07/2024	50.34
10878 - APC Stores, Inc (Bumper to Bumper)	478-599796	Automotive Equip & Supplies	Paid by EFT # 91159		09/24/2024	09/26/2024	09/26/2024		10/07/2024	339.79
10878 - APC Stores, Inc (Bumper to Bumper)	478-599783	Automotive Equip & Supplies	Paid by EFT # 91159		09/24/2024	09/26/2024	09/26/2024		10/07/2024	10.04
10878 - APC Stores, Inc (Bumper to Bumper)	478-599722	Automotive Equip & Supplies	Paid by EFT # 91159		09/23/2024	09/26/2024	09/26/2024		10/07/2024	102.27
10878 - APC Stores, Inc (Bumper to Bumper)	478-599770	Automotive Equip & Supplies	Paid by EFT # 91159		09/24/2024	09/26/2024	09/26/2024		10/07/2024	177.05
10878 - APC Stores, Inc (Bumper to Bumper)	478-599800	Automotive Equip & Supplies	Paid by EFT # 91159		09/24/2024	09/26/2024	09/26/2024		10/07/2024	32.27
10878 - APC Stores, Inc (Bumper to Bumper)	478-599843	Automotive Equip & Supplies	Paid by EFT # 91159		09/25/2024	09/27/2024	09/27/2024		10/07/2024	267.55
10878 - APC Stores, Inc (Bumper to Bumper)	478-599860	Automotive Equip & Supplies	Paid by EFT # 91159		09/25/2024	09/27/2024	09/27/2024		10/07/2024	46.83
2225 - Cintas Corporation	4205491254	Automotive Equip & Supplies	Paid by Check # 385254		09/17/2024	09/18/2024	09/18/2024		10/07/2024	73.53
2225 - Cintas Corporation	4206217080	Shop Towels and Uniform Laundered	Paid by Check # 385254		09/24/2024	09/25/2024	09/25/2024		10/07/2024	73.53
13917 - Colliflower dba Randall Pressure Systems	02395065	Automotive Equip & Supplies	Paid by EFT # 91208		07/29/2024	09/26/2024	09/26/2024		10/07/2024	38.91
3583 - Elburn NAPA, Inc. dba North Aurora NAPA	977678	Automotive Equip & Supplies	Paid by EFT # 91239		05/30/2024	09/17/2024	09/17/2024		10/07/2024	20.25
3583 - Elburn NAPA, Inc. dba North Aurora NAPA	474363	Automotive Equip & Supplies	Paid by EFT # 91240		09/17/2024	09/20/2024	09/20/2024		10/07/2024	527.19
3583 - Elburn NAPA, Inc. dba North Aurora NAPA	474433	Automotive Equip & Supplies	Paid by EFT # 91240		09/18/2024	09/20/2024	09/20/2024		10/07/2024	743.41
3583 - Elburn NAPA, Inc. dba North Aurora NAPA	474922	Automotive Equip & Supplies	Paid by EFT # 91240		09/24/2024	09/27/2024	09/27/2024		10/07/2024	48.99
3583 - Elburn NAPA, Inc. dba North Aurora NAPA	473325	Automotive Equip & Supplies	Paid by EFT # 91240		09/03/2024	09/27/2024	09/27/2024		10/07/2024	(45.95)
3583 - Elburn NAPA, Inc. dba North Aurora NAPA	474917	Automotive Equip & Supplies	Paid by EFT # 91240		09/24/2024	09/27/2024	09/27/2024		10/07/2024	124.67
8388 - Havlicek Geneva Ace Hardware, LLC	109238/1	Automotive Equip & Supplies	Paid by EFT # 91271		09/13/2024	09/19/2024	09/19/2024		10/07/2024	107.72
8388 - Havlicek Geneva Ace Hardware, LLC	F97027	Automotive Equip & Supplies	Paid by EFT # 91271		10/25/2023	09/19/2024	09/19/2024		10/07/2024	(23.72)
13208 - Keith Parks Enterprises, Inc. dba Accurate Towing	32341	Towing	Paid by EFT # 91302		08/21/2024	09/27/2024	09/27/2024		10/07/2024	840.00



Judiciary & Public Safety A/P by GL Distribution

Payment Date Range 10/01/24 - 10/31/24

Vendor	Invoice No.	Invoice Description	Status	Held Reason	Invoice Date	Due Date	G/L Date	Received Date	Payment Date	Invoice Amount
Fund 001 - General Fund										
Department 380 - Sheriff										
Sub-Department 380 - Sheriff										
Account 52230 - Repairs and Maint- Vehicles										
2209 - Suburban Propane	78000642625	Fuel, propane	Paid by Check # 385305		08/23/2024	09/17/2024	09/17/2024		10/07/2024	54.18
12219 - VanWagoner Trucking	INV0205	Automotive Equip & Supplies	Paid by Check # 385424		09/04/2024	10/04/2024	10/04/2024		10/21/2024	4,950.00
11377 - Via Carlita, LLC dba Hawk Ford of St. Charles	89180	Automotive Equip & Supplies	Paid by EFT # 91791		10/02/2024	10/04/2024	10/04/2024		10/21/2024	161.25
11377 - Via Carlita, LLC dba Hawk Ford of St. Charles	89215	Automotive Equip & Supplies	Paid by EFT # 91791		10/02/2024	10/04/2024	10/04/2024		10/21/2024	61.24
11377 - Via Carlita, LLC dba Hawk Ford of St. Charles	CM89215	Automotive Equip & Supplies	Paid by EFT # 91791		10/03/2024	10/04/2024	10/04/2024		10/21/2024	(61.24)
11377 - Via Carlita, LLC dba Hawk Ford of St. Charles	89241	Automotive Equip & Supplies	Paid by EFT # 91791		10/03/2024	10/04/2024	10/04/2024		10/21/2024	115.79
11377 - Via Carlita, LLC dba Hawk Ford of St. Charles	89448	Automotive Equip & Supplies	Paid by EFT # 91791		10/08/2024	10/09/2024	10/09/2024		10/21/2024	81.99
11377 - Via Carlita, LLC dba Hawk Ford of St. Charles	89447	Automotive Equip & Supplies	Paid by EFT # 91791		10/08/2024	10/09/2024	10/09/2024		10/21/2024	75.20
1207 - Lund Industries, Inc.	105918	Automotive Equip & Supplies	Paid by Check # 385393		10/03/2024	10/10/2024	10/10/2024		10/21/2024	60.06
8388 - Havlicek Geneva Ace Hardware, LLC	109475/1	Automotive Equip & Supplies	Paid by EFT # 91605		09/27/2024	10/02/2024	10/02/2024		10/21/2024	91.68
11058 - JP Morgan Chase Bank N.A.	7337-ED-09/24	CATICH P-Card Charges	Paid by EFT # 91626		09/30/2024	10/09/2024	10/09/2024		10/21/2024	35.96
11058 - JP Morgan Chase Bank N.A.	6439-GH-09/24	HARRISON PCARD	Paid by EFT # 91626		09/30/2024	10/09/2024	10/09/2024		10/21/2024	384.39
3583 - Elburn NAPA, Inc. dba North Aurora NAPA	992132	Automotive Equip & Supplies	Paid by EFT # 91557		09/30/2024	10/02/2024	10/02/2024		10/21/2024	122.76
3583 - Elburn NAPA, Inc. dba North Aurora NAPA	992182	Automotive Equip & Supplies	Paid by EFT # 91557		09/30/2024	10/03/2024	10/03/2024		10/21/2024	32.68
3583 - Elburn NAPA, Inc. dba North Aurora NAPA	992183	Automotive Equip & Supplies	Paid by EFT # 91557		09/30/2024	10/03/2024	10/03/2024		10/21/2024	32.68
3583 - Elburn NAPA, Inc. dba North Aurora NAPA	475540	Automotive Equip & Supplies	Paid by EFT # 91558		10/03/2024	10/07/2024	10/07/2024		10/21/2024	187.07
2225 - Cintas Corporation	4206941919	Automotive Equip & Supplies	Paid by Check # 385343		10/01/2024	10/03/2024	10/03/2024		10/21/2024	73.53
2225 - Cintas Corporation	4207660397	SHOP TOWELS AND UNIFORMS LAUNDERED	Paid by Check # 385343		10/08/2024	10/09/2024	10/09/2024		10/21/2024	73.53
10878 - APC Stores, Inc (Bumper to Bumper)	478-599920	Automotive Equip & Supplies	Paid by EFT # 91476		09/26/2024	10/02/2024	10/02/2024		10/21/2024	39.59
10878 - APC Stores, Inc (Bumper to Bumper)	478-599962	Automotive Equip & Supplies	Paid by EFT # 91476		09/27/2024	10/02/2024	10/02/2024		10/21/2024	30.86



Judiciary & Public Safety A/P by GL Distribution

Payment Date Range 10/01/24 - 10/31/24

Vendor	Invoice No.	Invoice Description	Status	Held Reason	Invoice Date	Due Date	G/L Date	Received Date	Payment Date	Invoice Amount
Fund 001 - General Fund										
Department 380 - Sheriff										
Sub-Department 380 - Sheriff										
Account 52230 - Repairs and Maint- Vehicles										
10878 - APC Stores, Inc (Bumper to Bumper)	478-599998	Automotive Equip & Supplies	Paid by EFT # 91476		09/30/2024	10/03/2024	10/03/2024		10/21/2024	13.19
10878 - APC Stores, Inc (Bumper to Bumper)	478-600068	Automotive Equip & Supplies	Paid by EFT # 91476		10/01/2024	10/04/2024	10/04/2024		10/21/2024	597.89
10878 - APC Stores, Inc (Bumper to Bumper)	478-600190	Automotive Equip & Supplies	Paid by EFT # 91476		10/03/2024	10/07/2024	10/07/2024		10/21/2024	99.48
10878 - APC Stores, Inc (Bumper to Bumper)	478-600282	Automotive Equip & Supplies	Paid by EFT # 91476		10/04/2024	10/10/2024	10/10/2024		10/21/2024	42.54
10878 - APC Stores, Inc (Bumper to Bumper)	478-600402	Automotive Equip & Supplies	Paid by EFT # 91476		10/08/2024	10/10/2024	10/10/2024		10/21/2024	341.63
10878 - APC Stores, Inc (Bumper to Bumper)	478-600280	Automotive Equip & Supplies	Paid by EFT # 91476		10/04/2024	10/10/2024	10/10/2024		10/21/2024	41.25
1325 - Priority Products, Inc.	1009537	Automotive Equip & Supplies	Paid by Check # 385407		09/27/2024	09/30/2024	09/30/2024		10/21/2024	15.47
1933 - Pomp's Tire Service, Inc.	640119626	Tires	Paid by EFT # 91703		10/03/2024	10/09/2024	10/09/2024		10/21/2024	2,796.96
								Account 52230 - Repairs and Maint- Vehicles Totals	Invoice Transactions 58	<u>\$17,994.19</u>
Account 53110 - Employee Training										
3917 - American Jail Association	29133	Annual membership, Dues	Paid by EFT # 91157		09/12/2024	09/19/2024	09/19/2024		10/07/2024	60.00
1354 - North East Multi-Regional Training Inc	361296	Employee training	Paid by Check # 385293		09/11/2024	09/17/2024	09/17/2024		10/07/2024	325.00
3229 - Petty Cash-Sheriff	091324	Peter Burgert Training/Per Diem	Paid by Check # 385296		09/13/2024	09/17/2024	09/17/2024		10/07/2024	234.00
3229 - Petty Cash-Sheriff	090524	Brandon McKinness Training/Per Diem	Paid by Check # 385296		09/05/2024	09/17/2024	09/17/2024		10/07/2024	234.00
3229 - Petty Cash-Sheriff	091024	Steven Benson Training/Per Diem	Paid by Check # 385296		09/10/2024	09/17/2024	09/17/2024		10/07/2024	128.00
3229 - Petty Cash-Sheriff	091924a	ANDREW BIDDLE TRAINING/PER DIEM	Paid by Check # 385296		09/19/2024	09/20/2024	09/20/2024		10/07/2024	234.00
3229 - Petty Cash-Sheriff	091824d	JUAN VELAZQUEZ TRAINING/PER DIEM	Paid by Check # 385296		09/18/2024	09/20/2024	09/20/2024		10/07/2024	234.00
3229 - Petty Cash-Sheriff	091824c	ALAN GARCIA TRAINING/PER DIEM	Paid by Check # 385296		09/18/2024	09/20/2024	09/20/2024		10/07/2024	370.00
3227 - Checkpoint Press dba The Blue Line	46992	Employee training	Paid by Check # 385339		10/09/2024	10/10/2024	10/10/2024		10/21/2024	298.00
2442 - Illinois Sheriffs' Association	5976	Employee training	Paid by EFT # 91613		10/08/2024	10/10/2024	10/10/2024		10/21/2024	446.88
11058 - JP Morgan Chase Bank N.A.	4552-ER-09/24	RICHARDS P-Card Charges	Paid by EFT # 91626		09/30/2024	10/09/2024	10/09/2024		10/21/2024	1,248.96
11058 - JP Morgan Chase Bank N.A.	7337-ED-09/24	CATICH P-Card Charges	Paid by EFT # 91626		09/30/2024	10/09/2024	10/09/2024		10/21/2024	198.00



Judiciary & Public Safety A/P by GL Distribution

Payment Date Range 10/01/24 - 10/31/24

Vendor	Invoice No.	Invoice Description	Status	Held Reason	Invoice Date	Due Date	G/L Date	Received Date	Payment Date	Invoice Amount	
Fund 001 - General Fund											
Department 380 - Sheriff											
Sub-Department 380 - Sheriff											
Account 53110 - Employee Training											
11058 - JP Morgan Chase Bank N.A.	2115-AJ-09/24	JOHNSON PCARD	Paid by EFT # 91626		09/30/2024	10/09/2024	10/09/2024		10/21/2024	106.93	
11058 - JP Morgan Chase Bank N.A.	7851-MM-09/24	MCCOWAN PCARD	Paid by EFT # 91626		09/30/2024	10/09/2024	10/09/2024		10/21/2024	60.00	
11058 - JP Morgan Chase Bank N.A.	1911-EM-09/24	MULDER P-Card Charges	Paid by EFT # 91626		09/30/2024	10/10/2024	10/10/2024		10/21/2024	6,695.80	
									Account 53110 - Employee Training Totals	Invoice Transactions 15	<u>\$10,873.57</u>
Account 55032 - Sheriff Reimbursable Expense											
11058 - JP Morgan Chase Bank N.A.	0443-RH-09/24	HAIN P-Card Charges	Paid by EFT # 91626		09/30/2024	10/08/2024	10/08/2024		10/21/2024	953.98	
11058 - JP Morgan Chase Bank N.A.	4552-ER-09/24	RICHARDS P-Card Charges	Paid by EFT # 91626		09/30/2024	10/09/2024	10/09/2024		10/21/2024	310.74	
11058 - JP Morgan Chase Bank N.A.	4705-AD-09/24	DOMINGUEZ P-Card Charges	Paid by EFT # 91626		09/30/2024	10/09/2024	10/09/2024		10/21/2024	472.34	
11058 - JP Morgan Chase Bank N.A.	1566-NW-09/24	N. WOLF PCARD	Paid by EFT # 91626		09/30/2024	10/09/2024	10/09/2024		10/21/2024	736.77	
11058 - JP Morgan Chase Bank N.A.	7642-JD-09/24	DAWSON P-Card Charges	Paid by EFT # 91626		09/30/2024	10/10/2024	10/10/2024		10/21/2024	4,693.84	
11058 - JP Morgan Chase Bank N.A.	8856-AH-09/24	HAIN A. P-Card Charges	Paid by EFT # 91626		09/30/2024	10/10/2024	10/10/2024		10/21/2024	643.29	
									Account 55032 - Sheriff Reimbursable Expense Totals	Invoice Transactions 6	<u>\$7,810.96</u>
Account 60000 - Office Supplies											
11058 - JP Morgan Chase Bank N.A.	4552-ER-09/24	RICHARDS P-Card Charges	Paid by EFT # 91626		09/30/2024	10/09/2024	10/09/2024		10/21/2024	69.60	
11058 - JP Morgan Chase Bank N.A.	4705-AD-09/24	DOMINGUEZ P-Card Charges	Paid by EFT # 91626		09/30/2024	10/09/2024	10/09/2024		10/21/2024	111.83	
11058 - JP Morgan Chase Bank N.A.	7337-ED-09/24	CATICH P-Card Charges	Paid by EFT # 91626		09/30/2024	10/09/2024	10/09/2024		10/21/2024	220.69	
11058 - JP Morgan Chase Bank N.A.	8856-AH-09/24	HAIN A. P-Card Charges	Paid by EFT # 91626		09/30/2024	10/10/2024	10/10/2024		10/21/2024	51.39	
									Account 60000 - Office Supplies Totals	Invoice Transactions 4	<u>\$453.51</u>
Account 60010 - Operating Supplies											
3786 - Fox Valley Park District	1523	Rental or lease of real property	Paid by Check # 385375		10/02/2024	10/03/2024	10/03/2024		10/21/2024	500.00	
11058 - JP Morgan Chase Bank N.A.	7005-TR-09/24	RUPPEL P-Card Charges	Paid by EFT # 91626		09/30/2024	10/07/2024	10/07/2024		10/21/2024	3,416.38	
11058 - JP Morgan Chase Bank N.A.	4552-ER-09/24	RICHARDS P-Card Charges	Paid by EFT # 91626		09/30/2024	10/09/2024	10/09/2024		10/21/2024	1,136.78	
11058 - JP Morgan Chase Bank N.A.	4705-AD-09/24	DOMINGUEZ P-Card Charges	Paid by EFT # 91626		09/30/2024	10/09/2024	10/09/2024		10/21/2024	977.16	
11058 - JP Morgan Chase Bank N.A.	7337-ED-09/24	CATICH P-Card Charges	Paid by EFT # 91626		09/30/2024	10/09/2024	10/09/2024		10/21/2024	2,328.64	



Judiciary & Public Safety A/P by GL Distribution

Payment Date Range 10/01/24 - 10/31/24

Vendor	Invoice No.	Invoice Description	Status	Held Reason	Invoice Date	Due Date	G/L Date	Received Date	Payment Date	Invoice Amount	
Fund 001 - General Fund											
Department 380 - Sheriff											
Sub-Department 380 - Sheriff											
Account 60010 - Operating Supplies											
11058 - JP Morgan Chase Bank N.A.	2115-AJ-09/24	JOHNSON PCARD	Paid by EFT # 91626		09/30/2024	10/09/2024	10/09/2024		10/21/2024	378.07	
11058 - JP Morgan Chase Bank N.A.	8071-NM-09/24	MORAVEC PCARD	Paid by EFT # 91626		09/30/2024	10/09/2024	10/09/2024		10/21/2024	45.25	
11058 - JP Morgan Chase Bank N.A.	2329-DW-09/24	D. WOLF PCARD	Paid by EFT # 91626		09/30/2024	10/09/2024	10/09/2024		10/21/2024	5.00	
14068 - Kluber, Inc.	8711	FORENSIC LAB	Paid by EFT # 91636		10/31/2023	10/10/2024	10/10/2024		10/21/2024	7,362.50	
14068 - Kluber, Inc.	8887	FORENSIC LAB	Paid by EFT # 91636		02/29/2024	10/10/2024	10/10/2024		10/21/2024	9,718.50	
3229 - Petty Cash-Sheriff	100324a	S.WARE - TRAINING TRAVEL DAY/PER DIEM	Paid by Check # 385404		10/03/2024	10/04/2024	10/04/2024		10/21/2024	374.00	
									Account 60010 - Operating Supplies Totals	Invoice Transactions 11	<u>\$26,242.28</u>
Account 60180 - S.W.A.T. Supplies											
12666 - Advantage Police Supply, Inc.	24-0351	Operating Supplies	Paid by EFT # 91459		08/20/2024	10/07/2024	10/07/2024		10/21/2024	2,448.32	
14558 - L3 Technologies, Inc. dba Integrated Vision	PROF7161	Operating Supplies	Paid by Check # 385390		08/28/2024	10/07/2024	10/07/2024		10/21/2024	9,398.00	
14558 - L3 Technologies, Inc. dba Integrated Vision	PROF7168	Operating Supplies	Paid by Check # 385390		09/03/2024	10/07/2024	10/07/2024		10/21/2024	6,542.00	
									Account 60180 - S.W.A.T. Supplies Totals	Invoice Transactions 3	<u>\$18,388.32</u>
Account 63040 - Fuel- Vehicles											
6477 - Al Warren Oil Company, Inc.	W1686933	Fuel	Paid by Check # 385237		09/24/2024	09/25/2024	09/25/2024		10/07/2024	4,690.28	
6477 - Al Warren Oil Company, Inc.	W1690615	Fuel	Paid by Check # 385325		10/07/2024	10/10/2024	10/10/2024		10/21/2024	5,493.92	
13021 - WEX BANK	100147268	Fuel	Paid by EFT # 91811		09/30/2024	10/03/2024	10/03/2024		10/21/2024	28,240.67	
									Account 63040 - Fuel- Vehicles Totals	Invoice Transactions 3	<u>\$38,424.87</u>
									Sub-Department 380 - Sheriff Totals	Invoice Transactions 124	<u>\$138,695.44</u>
Sub-Department 382 - Adult Corrections											
Account 50210 - Medical/Dental/Hospital Services											
10407 - Physicians Immediate Care Chicago, PLLC	4414865	Medical Contracts	Paid by EFT # 91351		09/09/2024	09/20/2024	09/20/2024		10/07/2024	2,845.00	
12965 - COPS Testing Service Inc	109401	Psychological Evaluations	Paid by EFT # 91216		09/20/2024	09/26/2024	09/26/2024		10/07/2024	1,700.00	
12596 - Lighthouse Recovery, Inc.	8986	Medical Contracts	Paid by EFT # 91648		10/01/2024	10/03/2024	10/03/2024		10/21/2024	25,000.00	
14550 - Occupational Health Centers of Illinois, PC	1015783732	Services - Health related	Paid by Check # 385402		08/14/2024	10/03/2024	10/03/2024		10/21/2024	117.00	



Judiciary & Public Safety A/P by GL Distribution

Payment Date Range 10/01/24 - 10/31/24

Vendor	Invoice No.	Invoice Description	Status	Held Reason	Invoice Date	Due Date	G/L Date	Received Date	Payment Date	Invoice Amount	
Fund 001 - General Fund											
Department 380 - Sheriff											
Sub-Department 382 - Adult Corrections											
Account 50210 - Medical/Dental/Hospital Services											
9552 - Wagner Investigative Polygraph Service	2409001	Polygraph Exam	Paid by EFT # 91795		10/03/2024	10/10/2024	10/10/2024		10/21/2024	200.00	
									Account 50210 - Medical/Dental/Hospital Services Totals	Invoice Transactions 5	<u>\$29,862.00</u>
Account 52000 - Disposal and Water Softener Svcs											
1482 - Stericycle, Inc.	8007307621	Service - Refuse Removal, Disposal & Recycling	Paid by Check # 385304		05/31/2024	09/19/2024	09/19/2024		10/07/2024	315.65	
1482 - Stericycle, Inc.	8008530920	Service Subscription	Paid by Check # 385414		09/30/2024	10/10/2024	10/10/2024		10/21/2024	315.65	
2748 - Groot Recycling dba Accurate Document Destruction	13312584T095	Document destruction, shredding	Paid by EFT # 91599		10/01/2024	10/03/2024	10/03/2024		10/21/2024	483.84	
									Account 52000 - Disposal and Water Softener Svcs Totals	Invoice Transactions 3	<u>\$1,115.14</u>
Account 52150 - Repairs and Maint- Comm Equip											
11058 - JP Morgan Chase Bank N.A.	2332-MA-09/24	AZEMI P-Card Charges	Paid by EFT # 91626		09/30/2024	10/10/2024	10/10/2024		10/21/2024	373.06	
									Account 52150 - Repairs and Maint- Comm Equip Totals	Invoice Transactions 1	<u>\$373.06</u>
Account 52160 - Repairs and Maint- Equipment											
3186 - Insight Public Sector Inc	1101194074	Laptop, Notebook Computers	Paid by EFT # 91287		08/13/2024	09/16/2024	09/16/2024		10/07/2024	1,030.00	
									Account 52160 - Repairs and Maint- Equipment Totals	Invoice Transactions 1	<u>\$1,030.00</u>
Account 53110 - Employee Training											
1354 - North East Multi-Regional Training Inc	361902	Employee training	Paid by Check # 385293		09/13/2024	09/26/2024	09/26/2024		10/07/2024	200.00	
3229 - Petty Cash-Sheriff	091924b	DURELL WILLIAMS TRAINING/PER DIEM	Paid by Check # 385296		09/19/2024	09/20/2024	09/20/2024		10/07/2024	134.00	
3229 - Petty Cash-Sheriff	091824e	JOSHUA RYDER TRAINING/PER DIEM	Paid by Check # 385296		09/18/2024	09/20/2024	09/20/2024		10/07/2024	134.00	
11058 - JP Morgan Chase Bank N.A.	4705-AD-09/24	DOMINGUEZ P-Card Charges	Paid by EFT # 91626		09/30/2024	10/09/2024	10/09/2024		10/21/2024	(1,263.35)	
11058 - JP Morgan Chase Bank N.A.	7642-JD-09/24	DAWSON P-Card Charges	Paid by EFT # 91626		09/30/2024	10/10/2024	10/10/2024		10/21/2024	719.95	
									Account 53110 - Employee Training Totals	Invoice Transactions 5	<u>(\$75.40)</u>
Account 60010 - Operating Supplies											
14524 - Guardian Alliance Technologies, Inc.	24376	Operating Supplies	Paid by EFT # 91262		06/30/2024	09/19/2024	09/19/2024		10/07/2024	775.00	
14553 - Skylyn Sanders	601	Operating Supplies	Paid by EFT # 91383		08/15/2024	09/27/2024	09/27/2024		10/07/2024	600.00	
11860 - Valdes LLC	91623	2Ply Toilet Tissue 500sheet/rl 96/cse	Paid by EFT # 91787		09/30/2024	10/02/2024	10/02/2024		10/21/2024	999.25	



Judiciary & Public Safety A/P by GL Distribution

Payment Date Range 10/01/24 - 10/31/24

Vendor	Invoice No.	Invoice Description	Status	Held Reason	Invoice Date	Due Date	G/L Date	Received Date	Payment Date	Invoice Amount
Fund 001 - General Fund										
Department 380 - Sheriff										
Sub-Department 382 - Adult Corrections										
Account 60010 - Operating Supplies										
3578 - Warehouse Direct, Inc.	5800632-0	Cafeteria, kitchen equipment, food service, and supplies	Paid by EFT # 91796		10/01/2024	10/02/2024	10/02/2024		10/21/2024	284.75
11058 - JP Morgan Chase Bank N.A.	4552-ER-09/24	RICHARDS P-Card Charges	Paid by EFT # 91626		09/30/2024	10/09/2024	10/09/2024		10/21/2024	651.50
11058 - JP Morgan Chase Bank N.A.	4705-AD-09/24	DOMINGUEZ P-Card Charges	Paid by EFT # 91626		09/30/2024	10/09/2024	10/09/2024		10/21/2024	635.53
11058 - JP Morgan Chase Bank N.A.	7642-JD-09/24	DAWSON P-Card Charges	Paid by EFT # 91626		09/30/2024	10/10/2024	10/10/2024		10/21/2024	(173.91)
11058 - JP Morgan Chase Bank N.A.	2332-MA-09/24	AZEMI P-Card Charges	Paid by EFT # 91626		09/30/2024	10/10/2024	10/10/2024		10/21/2024	363.73
12596 - Lighthouse Recovery, Inc.	8943	Medications	Paid by EFT # 91648		09/23/2024	10/03/2024	10/03/2024		10/21/2024	77,500.00
14317 - Mason G. McGraw	114	Operating Supplies	Paid by EFT # 91658		09/30/2024	09/30/2024	09/30/2024		10/21/2024	600.00
10765 - OnTime Telecom, Inc. dba DialMyCalls	3367841	Service Subscription	Paid by EFT # 91686		10/01/2024	10/02/2024	10/02/2024		10/21/2024	187.20
14575 - Grace K. Fox	602	Operating Supplies	Paid by EFT # 91578		09/30/2024	10/07/2024	10/07/2024		10/21/2024	600.00
									Account 60010 - Operating Supplies Totals	
									Invoice Transactions	12
									\$83,023.05	
Account 60210 - Uniform Supplies										
2225 - Cintas Corporation	4205491169	Uniforms	Paid by Check # 385254		09/17/2024	09/18/2024	09/18/2024		10/07/2024	62.03
2225 - Cintas Corporation	4206216990	Uniforms	Paid by Check # 385254		09/24/2024	09/25/2024	09/25/2024		10/07/2024	60.19
2120 - Ray O'Herron Co., Inc.	2366192	Uniforms	Paid by EFT # 91367		09/17/2024	09/19/2024	09/19/2024		10/07/2024	365.69
2120 - Ray O'Herron Co., Inc.	2367467	Uniform/ Mastrodomenico	Paid by EFT # 91367		09/23/2024	09/25/2024	09/25/2024		10/07/2024	155.65
2120 - Ray O'Herron Co., Inc.	2367976	Uniform/ Ford	Paid by EFT # 91367		09/25/2024	09/26/2024	09/26/2024		10/07/2024	425.96
2120 - Ray O'Herron Co., Inc.	2368853	Uniforms	Paid by EFT # 91721		10/01/2024	10/03/2024	10/03/2024		10/21/2024	19.23
2120 - Ray O'Herron Co., Inc.	2370156	Uniform/ MASTRODOMENICO	Paid by EFT # 91721		10/08/2024	10/10/2024	10/10/2024		10/21/2024	19.23
2120 - Ray O'Herron Co., Inc.	2370334	ZELEK/ Uniforms	Paid by EFT # 91721		10/08/2024	10/10/2024	10/10/2024		10/21/2024	741.17
2120 - Ray O'Herron Co., Inc.	2370122	DOMINGUEZ/ Uniforms	Paid by EFT # 91721		10/08/2024	10/10/2024	10/10/2024		10/21/2024	712.78
2120 - Ray O'Herron Co., Inc.	2368460	MASTRODOMENICO	Paid by EFT # 91721		09/27/2024	10/10/2024	10/10/2024		10/21/2024	696.25



Judiciary & Public Safety A/P by GL Distribution

Payment Date Range 10/01/24 - 10/31/24

Vendor	Invoice No.	Invoice Description	Status	Held Reason	Invoice Date	Due Date	G/L Date	Received Date	Payment Date	Invoice Amount	
Fund 001 - General Fund											
Department 380 - Sheriff											
Sub-Department 382 - Adult Corrections											
Account 60210 - Uniform Supplies											
2225 - Cintas Corporation	4206941941	Uniforms	Paid by Check # 385343		10/01/2024	10/03/2024	10/03/2024		10/21/2024	60.19	
								Account 60210 - Uniform Supplies Totals		Invoice Transactions 11	\$3,318.37
Account 60230 - Food											
1102 - County of Kendall Sheriffs Department	KANE-JUL24	Inmate housing	Paid by Check # 385264		08/07/2024	09/27/2024	09/27/2024		10/07/2024	24,075.00	
1435 - Aramark Services, Inc.	200526800-001004	Cafeteria, kitchen equipment, food service, and supplies	Paid by Check # 385240		09/18/2024	09/25/2024	09/25/2024		10/07/2024	43.74	
1435 - Aramark Services, Inc.	200526800-001003	Inmate Food	Paid by Check # 385240		09/18/2024	09/26/2024	09/26/2024		10/07/2024	14,308.36	
1435 - Aramark Services, Inc.	200526800-001006	Inmate Food	Paid by Check # 385240		09/25/2024	09/26/2024	09/26/2024		10/07/2024	14,554.86	
1435 - Aramark Services, Inc.	200526800-001007	Cafeteria, kitchen equipment, food service, and supplies	Paid by Check # 385240		09/25/2024	09/26/2024	09/26/2024		10/07/2024	45.90	
3229 - Petty Cash-Sheriff	091924f	CHESTER TRANSPORT - T. LEVIS	Paid by Check # 385296		09/19/2024	09/20/2024	09/20/2024		10/07/2024	16.00	
3229 - Petty Cash-Sheriff	091924e	CHESTER TRANSPORT - T. LEVIS	Paid by Check # 385296		09/19/2024	09/20/2024	09/20/2024		10/07/2024	16.00	
3229 - Petty Cash-Sheriff	091924d	LOGAN IDOC TRANSPORT - R. PAPPAS	Paid by Check # 385296		09/19/2024	09/20/2024	09/20/2024		10/07/2024	10.53	
3229 - Petty Cash-Sheriff	100224	CHESTER TRANSPORT - LABOMBARBEE & HIRSCHBERG	Paid by Check # 385296		10/02/2024	10/04/2024	10/04/2024		10/07/2024	27.92	
11860 - Valdes LLC	91009	2Ply Toilet Tissue 500sheet/rl 96/cse	Paid by EFT # 91418		09/13/2024	09/17/2024	09/17/2024		10/07/2024	999.25	
3578 - Warehouse Direct, Inc.	5792123-0	Cafeteria, kitchen equipment, food service, and supplies	Paid by EFT # 91424		09/17/2024	09/17/2024	09/17/2024		10/07/2024	284.75	
3578 - Warehouse Direct, Inc.	5796427-0	Cafeteria, kitchen equipment, food service, and supplies	Paid by EFT # 91424		09/24/2024	09/26/2024	09/26/2024		10/07/2024	284.75	
13801 - Porfirio Roman Ramirez	46	Cafeteria, kitchen equipment, food service, and supplies	Paid by EFT # 91374		09/21/2024	09/26/2024	09/26/2024		10/07/2024	2,800.00	
13801 - Porfirio Roman Ramirez	47	Contractual Services	Paid by EFT # 91732		10/05/2024	10/09/2024	10/09/2024		10/21/2024	2,800.00	
13941 - Securus Monitor. dba Satellite Tracking of People	STPINV00126545	Monitor and recording instruments, supplies	Paid by EFT # 91744		09/30/2024	10/10/2024	10/10/2024		10/21/2024	8,583.00	



Judiciary & Public Safety A/P by GL Distribution

Payment Date Range 10/01/24 - 10/31/24

Vendor	Invoice No.	Invoice Description	Status	Held Reason	Invoice Date	Due Date	G/L Date	Received Date	Payment Date	Invoice Amount
Fund 001 - General Fund										
Department 380 - Sheriff										
Sub-Department 382 - Adult Corrections										
Account 60230 - Food										
3578 - Warehouse Direct, Inc.	5805107-0	Cafeteria, kitchen equipment, food service, and supplies	Paid by EFT # 91796		10/08/2024	10/10/2024	10/10/2024		10/21/2024	284.75
3229 - Petty Cash-Sheriff	093024	G.MORRISON/TRANSPORT/PER DIEM	Paid by Check # 385404		09/30/2024	10/03/2024	10/03/2024		10/21/2024	30.00
3229 - Petty Cash-Sheriff	093024a	A.HARDEKOPF/TRANSPORT/ PER DIEM	Paid by Check # 385404		09/30/2024	10/03/2024	10/03/2024		10/21/2024	30.00
3229 - Petty Cash-Sheriff	100324	S. SHENBERG/CONFERENCE PER DIEM	Paid by Check # 385404		10/03/2024	10/04/2024	10/04/2024		10/21/2024	328.84
3229 - Petty Cash-Sheriff	100224b	S.SCOTT/TRANSPORT/BREAKFAST & LUNCH	Paid by Check # 385404		10/02/2024	10/07/2024	10/07/2024		10/21/2024	30.00
3229 - Petty Cash-Sheriff	100224a	L.BRIGUGLIO/TRANSPORT/ BREAKFAST & LUNCH	Paid by Check # 385404		10/02/2024	10/07/2024	10/07/2024		10/21/2024	30.00
1435 - Aramark Services, Inc.	200526800-001010	Cafeteria, kitchen equipment, food service, and supplies	Paid by Check # 385327		10/02/2024	10/10/2024	10/10/2024		10/21/2024	45.72
1435 - Aramark Services, Inc.	200526800-001009	Inmate Food	Paid by Check # 385327		10/02/2024	10/10/2024	10/10/2024		10/21/2024	13,728.52
3509 - DS Services of America, Inc. dba Primo Water NA	23848730 092824	Water Services	Paid by EFT # 91552		09/28/2024	10/02/2024	10/02/2024		10/21/2024	12.97
11058 - JP Morgan Chase Bank N.A.	3335-PO-09/24	OSMANI PCARD	Paid by EFT # 91626		09/30/2024	10/09/2024	10/09/2024		10/21/2024	200.57
14069 - LAN Marketing LTD dba LAN Office Furnishings	9964	Office Furniture	Paid by EFT # 91641		08/12/2024	10/03/2024	10/03/2024		10/21/2024	22,733.64
								Account 60230 - Food Totals	Invoice Transactions 26	<u>\$106,305.07</u>
Account 60240 - Clothing Supplies										
1341 - Bob Barker Company Inc	INV2063234	Inmate Clothing	Paid by Check # 385250		09/16/2024	09/20/2024	09/20/2024		10/07/2024	4,504.90
1341 - Bob Barker Company Inc	INV2063646	Inmate Clothing	Paid by Check # 385250		09/17/2024	09/26/2024	09/26/2024		10/07/2024	405.00
								Account 60240 - Clothing Supplies Totals	Invoice Transactions 2	<u>\$4,909.90</u>
								Sub-Department 382 - Adult Corrections Totals	Invoice Transactions 66	<u>\$229,861.19</u>
Sub-Department 400 - Court Security										
Account 53110 - Employee Training										
3229 - Petty Cash-Sheriff	091824b	JON IRIZARRY TRAINING/PER DIEM	Paid by Check # 385296		09/18/2024	09/20/2024	09/20/2024		10/07/2024	80.00
3229 - Petty Cash-Sheriff	091824a	MATT GABRIELSON TRAINING/PER DIEM	Paid by Check # 385296		09/18/2024	09/20/2024	09/20/2024		10/07/2024	80.00



Judiciary & Public Safety A/P by GL Distribution

Payment Date Range 10/01/24 - 10/31/24

Vendor	Invoice No.	Invoice Description	Status	Held Reason	Invoice Date	Due Date	G/L Date	Received Date	Payment Date	Invoice Amount	
Fund 001 - General Fund											
Department 380 - Sheriff											
Sub-Department 400 - Court Security											
Account 53110 - Employee Training											
12692 - Police Law Institute	15276	Employee training	Paid by EFT # 91354		10/01/2024	10/01/2024	10/01/2024		10/07/2024	8,740.00	
									Account 53110 - Employee Training Totals	Invoice Transactions 3	<u>8,900.00</u>
Account 53160 - Pre-Employment Physicals											
10407 - Physicians Immediate Care Chicago, PLLC	4419969	Employee Physicals	Paid by EFT # 91351		09/09/2024	09/20/2024	09/20/2024		10/07/2024	880.00	
									Account 53160 - Pre-Employment Physicals Totals	Invoice Transactions 1	<u>880.00</u>
Account 60000 - Office Supplies											
1604 - Motorola Solutions Inc	8281979887	Office Supplies	Paid by EFT # 91331		09/13/2024	09/16/2024	09/16/2024		10/07/2024	6,872.00	
1604 - Motorola Solutions Inc	8281610979	Office Supplies	Paid by EFT # 91332		04/18/2023	09/26/2024	09/26/2024		10/07/2024	1,035.27	
3578 - Warehouse Direct, Inc.	5799386-0	Office Supplies	Paid by EFT # 91796		09/27/2024	10/02/2024	10/02/2024		10/21/2024	450.60	
									Account 60000 - Office Supplies Totals	Invoice Transactions 3	<u>\$8,357.87</u>
Account 60210 - Uniform Supplies											
2120 - Ray O'Herron Co., Inc.	2366694	Uniform/ Petrancosta	Paid by EFT # 91367		09/19/2024	09/25/2024	09/25/2024		10/07/2024	145.86	
2120 - Ray O'Herron Co., Inc.	2367659	Uniforms	Paid by EFT # 91367		09/24/2024	09/26/2024	09/26/2024		10/07/2024	38.91	
									Account 60210 - Uniform Supplies Totals	Invoice Transactions 2	<u>\$184.77</u>
									Sub-Department 400 - Court Security Totals	Invoice Transactions 9	<u>\$18,322.64</u>
									Department 380 - Sheriff Totals	Invoice Transactions 199	<u>\$386,879.27</u>
Department 420 - Merit Commission											
Sub-Department 420 - Merit Commission											
Account 53120 - Employee Mileage Expense											
10547 - Peter J. Burgert	093024	MILEAGE	Paid by Check # 385335		09/30/2024	10/04/2024	10/04/2024		10/21/2024	227.80	
14143 - Manuel E. Olalde	093024	MILEAGE	Paid by EFT # 91684		09/30/2024	10/04/2024	10/04/2024		10/21/2024	431.48	
									Account 53120 - Employee Mileage Expense Totals	Invoice Transactions 2	<u>\$659.28</u>
Account 53190 - Entrance/Promotional Testing											
1631 - Resource Management Associates	24100	testing	Paid by EFT # 91372		09/19/2024	09/20/2024	09/20/2024	09/19/2024	10/07/2024	2,607.50	
									Account 53190 - Entrance/Promotional Testing Totals	Invoice Transactions 1	<u>\$2,607.50</u>
									Sub-Department 420 - Merit Commission Totals	Invoice Transactions 3	<u>\$3,266.78</u>
									Department 420 - Merit Commission Totals	Invoice Transactions 3	<u>\$3,266.78</u>



Judiciary & Public Safety A/P by GL Distribution

Payment Date Range 10/01/24 - 10/31/24

Vendor	Invoice No.	Invoice Description	Status	Held Reason	Invoice Date	Due Date	G/L Date	Received Date	Payment Date	Invoice Amount
Fund 001 - General Fund										
Department 430 - Court Services										
Sub-Department 430 - Court Services Administration										
Account 52140 - Repairs and Maint- Copiers										
8930 - Impact Networking, LLC	3328114	KC13 ST CHARLES 09/30-10/30/24	Paid by EFT # 91286		09/25/2024	09/26/2024	09/26/2024	09/26/2024	10/07/2024	63.25
							Account 52140 - Repairs and Maint- Copiers Totals		Invoice Transactions 1	<u>63.25</u>
Account 53100 - Conferences and Meetings										
11058 - JP Morgan Chase Bank N.A.	2008-LH-09/24	SHERATON, MARRIOTT, AMERICAN, SOUTHWEST, IL TOLLWAY, MCALISTERS,	Paid by EFT # 91626		09/30/2024	10/09/2024	10/09/2024	10/09/2024	10/21/2024	1,377.32
							Account 53100 - Conferences and Meetings Totals		Invoice Transactions 1	<u>\$1,377.32</u>
Account 53120 - Employee Mileage Expense										
2525 - Lisa Aust	100424	IPSCA CONFERENCE 10/01-10/04/2024 MILEAGE	Paid by Check # 385331		10/04/2024	10/09/2024	10/09/2024	10/09/2024	10/21/2024	93.80
							Account 53120 - Employee Mileage Expense Totals		Invoice Transactions 1	<u>\$93.80</u>
Account 60020 - Computer Related Supplies										
5540 - The Tree House, Inc.	128487	CS ST CHARLES TONER	Paid by Check # 385308		09/16/2024	09/27/2024	09/27/2024	09/27/2024	10/07/2024	1,019.80
							Account 60020 - Computer Related Supplies Totals		Invoice Transactions 1	<u>\$1,019.80</u>
Account 60040 - Postage										
13098 - Ruth E Gilles	091824	PEV Postage Priority Flat Rate	Paid by EFT # 91257		09/18/2024	09/19/2024	09/19/2024	09/19/2024	10/07/2024	9.85
13098 - Ruth E Gilles	100124	C/S Postage PEV	Paid by EFT # 91590		10/01/2024	10/02/2024	10/02/2024	10/02/2024	10/21/2024	9.85
							Account 60040 - Postage Totals		Invoice Transactions 2	<u>\$19.70</u>
							Sub-Department 430 - Court Services Administration Totals		Invoice Transactions 6	<u>\$2,573.87</u>
Sub-Department 431 - Adult Court Services										
Account 50500 - Lab Services										
1062 - Redwood Toxicology Inc.	00902720248	009027 ELGIN AUG24 LABS	Paid by EFT # 91369		08/31/2024	09/24/2024	09/24/2024	09/24/2024	10/07/2024	1,505.70
1062 - Redwood Toxicology Inc.	00902820248	009028 ST CHARLES AUG24 LABS	Paid by EFT # 91369		08/31/2024	09/24/2024	09/24/2024	09/24/2024	10/07/2024	1,923.59
1062 - Redwood Toxicology Inc.	10102820248	101028 DEF PROS PROGRAM AUG24 LABS	Paid by EFT # 91722		08/31/2024	10/04/2024	10/04/2024	10/04/2024	10/21/2024	320.05
							Account 50500 - Lab Services Totals		Invoice Transactions 3	<u>\$3,749.34</u>
Account 52140 - Repairs and Maint- Copiers										
13153 - Toshiba America Business Solutions, Inc	6383562	2694013-2562 ELGIN, ST CHARLES 06/21- 09/20/24 COPIER	Paid by EFT # 91769		09/16/2024	10/07/2024	10/07/2024	10/07/2024	10/21/2024	101.68
							Account 52140 - Repairs and Maint- Copiers Totals		Invoice Transactions 1	<u>\$101.68</u>



Judiciary & Public Safety A/P by GL Distribution

Payment Date Range 10/01/24 - 10/31/24

Vendor	Invoice No.	Invoice Description	Status	Held Reason	Invoice Date	Due Date	G/L Date	Received Date	Payment Date	Invoice Amount	
Fund 001 - General Fund											
Department 430 - Court Services											
Sub-Department 431 - Adult Court Services											
Account 52180 - Building Space Rental											
14570 - Lagrove, LLC	FYNOV2024	ELGIN NOV24 RENT	Paid by EFT # 91640		10/01/2024	10/09/2024	10/01/2024	10/09/2024	10/21/2024	2,835.21	
14570 - Lagrove, LLC	FYOCT2024	ELGIN OCT24 RENT	Paid by EFT # 91640		09/01/2024	10/09/2024	09/01/2024	10/09/2024	10/21/2024	2,835.21	
									Account 52180 - Building Space Rental Totals	Invoice Transactions 2	<u>\$5,670.42</u>
Account 53100 - Conferences and Meetings											
7134 - Daniel P. Gates	091424	NAPSA CONFERENCE 09/08-09/11/2024	Paid by Check # 385272		09/14/2024	09/19/2024	09/19/2024	09/19/2024	10/07/2024	315.72	
11058 - JP Morgan Chase Bank N.A.	2008-LH-09/24	SHERATON, MARRIOTT, AMERICAN, SOUTHWEST, IL TOLLWAY, MCALISTERS,	Paid by EFT # 91626		09/30/2024	10/09/2024	10/09/2024	10/09/2024	10/21/2024	2,255.04	
11664 - Tamara Williams	100424	NAPSA CONFERENCE MEALS, BAGGAGE	Paid by EFT # 91813		10/04/2024	10/04/2024	10/04/2024	10/01/2024	10/21/2024	224.00	
14573 - Alexis Dziadyk	100124	NAPSA CONFERENCE MEALS, UBER	Paid by EFT # 91554		10/01/2024	10/09/2024	10/09/2024	10/09/2024	10/21/2024	277.53	
									Account 53100 - Conferences and Meetings Totals	Invoice Transactions 4	<u>\$3,072.29</u>
Account 53110 - Employee Training											
11058 - JP Morgan Chase Bank N.A.	3217-ES-09/24	CHICK-FIL-A, ALDI AMZN, UBER PARTY CITY, SHERATON, WYNDHAM, ROSA	Paid by EFT # 91626		09/30/2024	10/07/2024	10/07/2024	10/07/2024	10/21/2024	196.62	
11058 - JP Morgan Chase Bank N.A.	2008-LH-09/24	SHERATON, MARRIOTT, AMERICAN, SOUTHWEST, IL TOLLWAY, MCALISTERS,	Paid by EFT # 91626		09/30/2024	10/09/2024	10/09/2024	10/09/2024	10/21/2024	560.00	
14572 - Kellyn Keeling	100124	BASIC TRAINING 09/23-09/25/2024	Paid by EFT # 91631		10/01/2024	10/09/2024	10/09/2024	10/02/2024	10/21/2024	119.50	
8998 - Joseph J. Mihalec	100424	AOIC BASIC TRAINING 09/23-09/25/2024	Paid by Check # 385397		10/04/2024	10/09/2024	10/09/2024	10/09/2024	10/21/2024	128.00	
									Account 53110 - Employee Training Totals	Invoice Transactions 4	<u>\$1,004.12</u>
Account 53120 - Employee Mileage Expense											
7347 - Julie Cho-Valldejuli	100924	IPCSA MILEAGE, TOLLS	Paid by Check # 385342		10/09/2024	10/09/2024	10/09/2024	10/09/2024	10/21/2024	216.62	
7134 - Daniel P. Gates	100624	IPCSA TRAVEL MILEAGE	Paid by Check # 385376		10/06/2024	10/07/2024	10/07/2024	10/07/2024	10/21/2024	46.90	



Judiciary & Public Safety A/P by GL Distribution

Payment Date Range 10/01/24 - 10/31/24

Vendor	Invoice No.	Invoice Description	Status	Held Reason	Invoice Date	Due Date	G/L Date	Received Date	Payment Date	Invoice Amount	
Fund 001 - General Fund											
Department 430 - Court Services											
Sub-Department 431 - Adult Court Services											
Account 53120 - Employee Mileage Expense											
12904 - Kimberly A Reed	100724	IPCSA CONFERENCE 10/01-10/04/24 MILEAGE	Paid by EFT # 91724		10/07/2024	10/09/2024	10/09/2024	10/09/2024	10/21/2024	132.66	
								Account 53120 - Employee Mileage Expense Totals		Invoice Transactions 3	\$396.18
Account 55000 - Miscellaneous Contractual Exp											
3509 - DS Services of America, Inc. dba Primo Water NA	23848092 092824	1000066723848092 SEP24 WATER SVCS	Paid by EFT # 91552		09/28/2024	10/01/2024	10/01/2024	10/01/2024	10/21/2024	122.75	
11058 - JP Morgan Chase Bank N.A.	2008-LH-09/24	SHERATON, MARRIOTT, AMERICAN, SOUTHWEST, IL TOLLWAY, MCALISTERS,	Paid by EFT # 91626		09/30/2024	10/09/2024	10/09/2024	10/09/2024	10/21/2024	20.00	
								Account 55000 - Miscellaneous Contractual Exp Totals		Invoice Transactions 2	\$142.75
Account 60000 - Office Supplies											
3578 - Warehouse Direct, Inc.	5800302-0	142052 37 ST CHARLES SUPPLIES	Paid by EFT # 91796		09/30/2024	10/01/2024	10/01/2024	10/01/2024	10/21/2024	299.48	
								Account 60000 - Office Supplies Totals		Invoice Transactions 1	\$299.48
Account 60010 - Operating Supplies											
11058 - JP Morgan Chase Bank N.A.	3217-ES-09/24	CHICK-FIL-A, ALDI AMZN, UBER PARTY CITY, SHERATON, WYNDHAM, ROSA	Paid by EFT # 91626		09/30/2024	10/07/2024	10/07/2024	10/07/2024	10/21/2024	178.58	
3578 - Warehouse Direct, Inc.	5806417-0	142052 39 ELGIN SUPPLIES	Paid by EFT # 91796		10/09/2024	10/10/2024	10/10/2024	10/09/2024	10/21/2024	257.50	
								Account 60010 - Operating Supplies Totals		Invoice Transactions 2	\$436.08
Account 60020 - Computer Related Supplies											
5540 - The Tree House, Inc.	128410	ST CHARLES TONER	Paid by Check # 385308		09/11/2024	09/23/2024	09/23/2024	09/23/2024	10/07/2024	4,487.63	
5540 - The Tree House, Inc.	128300	CS ST CHARLES TONER	Paid by Check # 385308		09/06/2024	09/26/2024	09/26/2024	09/26/2024	10/07/2024	6,791.88	
5540 - The Tree House, Inc.	127361	CS ST CHARLES TONER	Paid by Check # 385308		07/11/2024	09/26/2024	09/26/2024	09/26/2024	10/07/2024	1,206.43	
5540 - The Tree House, Inc.	128486	CS ST CHARLES TONER	Paid by Check # 385308		09/16/2024	09/27/2024	09/27/2024	09/27/2024	10/07/2024	593.10	
								Account 60020 - Computer Related Supplies Totals		Invoice Transactions 4	\$13,079.04
Account 60210 - Uniform Supplies											
1592 - Initial Impressions Inc	100124	COURT SERVICES UNIFORMS	Paid by Check # 385384		10/01/2024	10/01/2024	10/01/2024		10/21/2024	2,637.77	
								Account 60210 - Uniform Supplies Totals		Invoice Transactions 1	\$2,637.77



Judiciary & Public Safety A/P by GL Distribution

Payment Date Range 10/01/24 - 10/31/24

Vendor	Invoice No.	Invoice Description	Status	Held Reason	Invoice Date	Due Date	G/L Date	Received Date	Payment Date	Invoice Amount
Fund 001 - General Fund										
Department 430 - Court Services										
Sub-Department 431 - Adult Court Services										
Account 60250 - Medical Supplies and Drugs										
2292 - McKesson Medical Surgical	22669253	120906 ELGIN GLOVES	Paid by EFT # 91659		09/23/2024	10/02/2024	10/02/2024	10/01/2024	10/21/2024	1,399.43
							Account 60250 - Medical Supplies and Drugs Totals		Invoice Transactions 1	<u>\$1,399.43</u>
Account 63040 - Fuel- Vehicles										
13021 - WEX BANK	100114001	710909-3 CS SEP24 FUEL	Paid by EFT # 91811		09/30/2024	10/02/2024	10/02/2024	10/01/2024	10/21/2024	521.23
							Account 63040 - Fuel- Vehicles Totals		Invoice Transactions 1	<u>\$521.23</u>
							Sub-Department 431 - Adult Court Services Totals		Invoice Transactions 29	<u>\$32,509.81</u>
Sub-Department 432 - Treatment Alternative Court										
Account 50200 - Psychological/Psychiatric Svcs										
3520 - Association for Individual Development (AID)	61624	[REDACTED]	Paid by EFT # 91478		10/01/2024	10/04/2024	09/30/2024	10/03/2024	10/21/2024	1,836.67
3521 - Ecker Center for Mental Health	24-09-30 TAC	[REDACTED]	Paid by EFT # 91556		09/30/2024	10/01/2024	09/30/2024	09/30/2024	10/21/2024	2,500.00
							Account 50200 - Psychological/Psychiatric Svcs Totals		Invoice Transactions 2	<u>\$4,336.67</u>
Account 50500 - Lab Services										
1062 - Redwood Toxicology Inc.	10044120248	100441 TAC AUG24 LABS	Paid by EFT # 91722		08/31/2024	10/04/2024	10/04/2024	10/04/2024	10/21/2024	721.83
							Account 50500 - Lab Services Totals		Invoice Transactions 1	<u>\$721.83</u>
Account 53100 - Conferences and Meetings										
11650 - Julissa Gonzalez	100124	ALL RISE CONFERENCE 09/24-09/27/2024	Paid by EFT # 91594		10/01/2024	10/01/2024	10/01/2024	10/01/2024	10/21/2024	175.50
11650 - Julissa Gonzalez	093024	ALL RISE CONFERENCE 09/24-09/27/2024	Paid by EFT # 91594		09/30/2024	10/01/2024	10/01/2024	09/30/2024	10/21/2024	80.00
11058 - JP Morgan Chase Bank N.A.	3217-ES-09/24	BAGGAGE FEE CHICK-FIL-A, ALDI AMZN, UBER PARTY CITY, SHERATON, WYNDHAM, ROSA	Paid by EFT # 91626		09/30/2024	10/07/2024	10/07/2024	10/07/2024	10/21/2024	502.15
11058 - JP Morgan Chase Bank N.A.	2008-LH-09/24	SHERATON, MARRIOTT, AMERICAN, SOUTHWEST, IL TOLLWAY, MCALISTERS,	Paid by EFT # 91626		09/30/2024	10/09/2024	10/09/2024	10/09/2024	10/21/2024	138.47
							Account 53100 - Conferences and Meetings Totals		Invoice Transactions 4	<u>\$896.12</u>
							Sub-Department 432 - Treatment Alternative Court Totals		Invoice Transactions 7	<u>\$5,954.62</u>



Judiciary & Public Safety A/P by GL Distribution

Payment Date Range 10/01/24 - 10/31/24

Vendor	Invoice No.	Invoice Description	Status	Held Reason	Invoice Date	Due Date	G/L Date	Received Date	Payment Date	Invoice Amount	
Fund 001 - General Fund											
Department 430 - Court Services											
Sub-Department 434 - Juvenile Court Services											
Account 50500 - Lab Services											
1062 - Redwood Toxicology Inc.	00902620248	009026 AURORA AUG24 LABS	Paid by EFT # 91722		08/31/2024	10/04/2024	10/04/2024	10/04/2024	10/21/2024	1,390.41	
								Account 50500 - Lab Services Totals		Invoice Transactions 1	<u>1,390.41</u>
Account 52110 - Repairs and Maint- Buildings											
1216 - Waste Management of Illinois - West	4308469-2011-3	10-95530-63005 AURORA SEP24 SVCS	Paid by EFT # 91426		09/05/2024	09/18/2024	09/18/2024	09/18/2024	10/07/2024	200.54	
								Account 52110 - Repairs and Maint- Buildings Totals		Invoice Transactions 1	<u>200.54</u>
Account 52180 - Building Space Rental											
14570 - Lagrove, LLC	FYNOV2024	ELGIN NOV24 RENT	Paid by EFT # 91640		10/01/2024	10/09/2024	10/01/2024	10/09/2024	10/21/2024	2,835.21	
14570 - Lagrove, LLC	FYOCT2024	ELGIN OCT24 RENT	Paid by EFT # 91640		09/01/2024	10/09/2024	09/01/2024	10/09/2024	10/21/2024	2,835.21	
								Account 52180 - Building Space Rental Totals		Invoice Transactions 2	<u>\$5,670.42</u>
Account 55000 - Miscellaneous Contractual Exp											
3509 - DS Services of America, Inc. dba Primo Water NA	23847936 092824	1000059323847936 SEP24 AURORA DRINKING WATER	Paid by EFT # 91552		09/28/2024	10/01/2024	10/01/2024	10/01/2024	10/21/2024	47.90	
3509 - DS Services of America, Inc. dba Primo Water NA	23847952 092824	100006023847952 ELGIN SEP24 WATER SVC	Paid by EFT # 91552		09/28/2024	10/01/2024	10/01/2024	10/01/2024	10/21/2024	27.94	
								Account 55000 - Miscellaneous Contractual Exp Totals		Invoice Transactions 2	<u>\$75.84</u>
Account 60000 - Office Supplies											
3578 - Warehouse Direct, Inc.	5787725-1	142052 38 AURORA SUPPLIES	Paid by EFT # 91424		09/16/2024	09/18/2024	09/18/2024	09/18/2024	10/07/2024	7.40	
								Account 60000 - Office Supplies Totals		Invoice Transactions 1	<u>\$7.40</u>
Account 60210 - Uniform Supplies											
1592 - Initial Impressions Inc	100124	COURT SERVICES UNIFORMS	Paid by Check # 385384		10/01/2024	10/01/2024	10/01/2024		10/21/2024	2,637.77	
								Account 60210 - Uniform Supplies Totals		Invoice Transactions 1	<u>\$2,637.77</u>
Account 63040 - Fuel- Vehicles											
13021 - WEX BANK	100114001	710909-3 CS SEP24 FUEL	Paid by EFT # 91811		09/30/2024	10/02/2024	10/02/2024	10/01/2024	10/21/2024	109.94	
								Account 63040 - Fuel- Vehicles Totals		Invoice Transactions 1	<u>\$109.94</u>
								Sub-Department 434 - Juvenile Court Services Totals		Invoice Transactions 9	<u>\$10,092.32</u>
Sub-Department 435 - Juvenile Custody											
Account 50420 - Juvenile Board and Care											
1139 - One Hope United	SEPTEMBER 2024 M	SEP24 MULTI- SYSTEMIC THERAPY	Paid by EFT # 91685		10/02/2024	10/04/2024	10/04/2024	10/02/2024	10/21/2024	19,105.26	
								Account 50420 - Juvenile Board and Care Totals		Invoice Transactions 1	<u>\$19,105.26</u>
								Sub-Department 435 - Juvenile Custody Totals		Invoice Transactions 1	<u>\$19,105.26</u>



Judiciary & Public Safety A/P by GL Distribution

Payment Date Range 10/01/24 - 10/31/24

Vendor	Invoice No.	Invoice Description	Status	Held Reason	Invoice Date	Due Date	G/L Date	Received Date	Payment Date	Invoice Amount	
Fund 001 - General Fund											
Department 430 - Court Services											
Sub-Department 436 - Juvenile Justice Center											
Account 50150 - Contractual/Consulting Services											
5917 - Family Service Association of Greater Elgin Area	20240910	JJC PREA Resident Reporting Services	Paid by EFT # 91246		09/10/2024	09/19/2024	09/19/2024	09/19/2024	10/07/2024	1,400.00	
								Account 50150 - Contractual/Consulting Services Totals		Invoice Transactions 1	<u>\$1,400.00</u>
Account 50200 - Psychological/Psychiatric Svcs											
1639 - Family Counseling Services of Aurora	240930-04	[REDACTED]	Paid by EFT # 91566		09/30/2024	10/03/2024	10/03/2024	10/03/2024	10/21/2024	3,466.66	
1639 - Family Counseling Services of Aurora	240930-06	[REDACTED]	Paid by EFT # 91566		09/30/2024	10/10/2024	10/10/2024	10/10/2024	10/21/2024	825.00	
								Account 50200 - Psychological/Psychiatric Svcs Totals		Invoice Transactions 2	<u>\$4,291.66</u>
Account 50210 - Medical/Dental/Hospital Services											
7632 - Advanced Correctional Healthcare, Inc.	INV-001025	JJC NURSING HRS OVER CONTRACT 08/18-08/31/24	Paid by EFT # 91148		09/20/2024	09/27/2024	09/27/2024	09/27/2024	10/07/2024	1,176.46	
7632 - Advanced Correctional Healthcare, Inc.	RINV-003104	JJC On-Site Medical Services Oct 24	Paid by EFT # 91458		10/01/2024	10/03/2024	10/03/2024	10/03/2024	10/21/2024	37,817.23	
7632 - Advanced Correctional Healthcare, Inc.	INV-001071	JJC Nursing hours over contract 9/1-9/24/24	Paid by EFT # 91458		09/27/2024	10/03/2024	10/03/2024	10/03/2024	10/21/2024	1,015.33	
8632 - Symphony Diagnostic Svcs No. 1 dba MobilexUSA	46282484-xray	JJC Medical Services	Paid by EFT # 91758		09/30/2024	10/03/2024	10/03/2024	10/03/2024	10/21/2024	455.00	
								Account 50210 - Medical/Dental/Hospital Services Totals		Invoice Transactions 4	<u>\$40,464.02</u>
Account 50420 - Juvenile Board and Care											
1300 - Charm-Tex, Inc.	0378506-IN	JJC JUVENILE CARE ITEMS	Paid by EFT # 91194		09/24/2024	09/27/2024	09/27/2024	09/27/2024	10/07/2024	379.00	
1341 - Bob Barker Company Inc	INV2061833	KANIL7:JUVILO - JJC CARE ITEMS	Paid by Check # 385250		09/11/2024	09/27/2024	09/27/2024	09/27/2024	10/07/2024	848.58	
1341 - Bob Barker Company Inc	INV2067236	JJC Inmate Clothing	Paid by Check # 385333		09/27/2024	10/10/2024	10/10/2024	10/10/2024	10/21/2024	255.00	
11058 - JP Morgan Chase Bank N.A.	7914-AS-09/24	Homewood Suites, Amazon, Netflix	Paid by EFT # 91626		09/30/2024	10/07/2024	10/07/2024	10/07/2024	10/21/2024	160.00	
								Account 50420 - Juvenile Board and Care Totals		Invoice Transactions 4	<u>\$1,642.58</u>
Account 50500 - Lab Services											
12589 - Garcia Clinical Laboratory, Inc.	69969	JJC Laboratory Services August 2024	Paid by EFT # 91253		09/09/2024	09/19/2024	09/19/2024	09/19/2024	10/07/2024	243.50	
1062 - Redwood Toxicology Inc.	833891	JJC Testing Supplies	Paid by EFT # 91723		09/20/2024	10/10/2024	10/10/2024	10/10/2024	10/21/2024	140.50	
1062 - Redwood Toxicology Inc.	00910920248	JJC Test August 2024	Paid by EFT # 91722		08/31/2024	10/10/2024	10/10/2024	10/10/2024	10/21/2024	37.10	
								Account 50500 - Lab Services Totals		Invoice Transactions 3	<u>\$421.10</u>



Judiciary & Public Safety A/P by GL Distribution

Payment Date Range 10/01/24 - 10/31/24

Vendor	Invoice No.	Invoice Description	Status	Held Reason	Invoice Date	Due Date	G/L Date	Received Date	Payment Date	Invoice Amount
Fund 001 - General Fund										
Department 430 - Court Services										
Sub-Department 436 - Juvenile Justice Center										
Account 52140 - Repairs and Maint- Copiers										
13153 - Toshiba America Business Solutions, Inc	6383553	10905411-2562 JJC COPIER 08/21-09/20/2024	Paid by EFT # 91409		09/16/2024	09/27/2024	09/27/2024	09/27/2024	10/07/2024	21.78
							Account 52140 - Repairs and Maint- Copiers Totals		Invoice Transactions 1	<u>\$21.78</u>
Account 52150 - Repairs and Maint- Comm Equip										
11673 - Convergent Technologies LLC	IN00248715	JJC Security Software Tech Repair	Paid by EFT # 91536		09/30/2024	10/03/2024	10/03/2024	10/03/2024	10/21/2024	472.70
11673 - Convergent Technologies LLC	IN00250228	JJC Security Software Tech	Paid by EFT # 91536		10/03/2024	10/10/2024	10/10/2024	10/10/2024	10/21/2024	472.70
							Account 52150 - Repairs and Maint- Comm Equip Totals		Invoice Transactions 2	<u>\$945.40</u>
Account 52230 - Repairs and Maint- Vehicles										
5243 - Duke & Lee's Johnsons Garage and Towing, Inc.	082673	JJC M219680 Vehicle Maintenance	Paid by EFT # 91229		09/09/2024	09/19/2024	09/19/2024	09/19/2024	10/07/2024	73.76
5243 - Duke & Lee's Johnsons Garage and Towing, Inc.	082672	JJC M219681 Vehicle Maintenance	Paid by EFT # 91229		09/09/2024	09/19/2024	09/19/2024	09/19/2024	10/07/2024	105.76
							Account 52230 - Repairs and Maint- Vehicles Totals		Invoice Transactions 2	<u>\$179.52</u>
Account 53110 - Employee Training										
8608 - Durin Caplan	091724	SCM TRAINING 09/10-09/11/2024	Paid by Check # 385252		09/17/2024	09/24/2024	09/24/2024	09/24/2024	10/07/2024	39.71
6950 - Corey Harris	093024	SAFE CRISIS MANAGEMENT TRAINING 08/04-08/06/2024	Paid by Check # 385273		09/30/2024	09/30/2024	09/30/2024	09/30/2024	10/07/2024	66.00
11058 - JP Morgan Chase Bank N.A.	7914-AS-09/24	Homewood Suites, Amazon, Netflix	Paid by EFT # 91626		09/30/2024	10/07/2024	10/07/2024	10/07/2024	10/21/2024	724.80
14565 - Antonio Tucker	081524	SUPERVISOR BASIC TRAINING 07/30-08/01/2024	Paid by EFT # 91775		08/15/2024	10/09/2024	10/09/2024	10/09/2024	10/21/2024	111.79
							Account 53110 - Employee Training Totals		Invoice Transactions 4	<u>\$942.30</u>
Account 53120 - Employee Mileage Expense										
9020 - Christopher Janovsky	100424	JJC PEV Mileage Expense for conference	Paid by Check # 385385		10/04/2024	10/10/2024	10/10/2024	10/10/2024	10/21/2024	106.53
							Account 53120 - Employee Mileage Expense Totals		Invoice Transactions 1	<u>\$106.53</u>
Account 55000 - Miscellaneous Contractual Exp										
3509 - DS Services of America, Inc. dba Primo Water NA	23848076 092824	JJC Water Delivery Service September 2024	Paid by EFT # 91552		09/28/2024	10/03/2024	10/03/2024	10/03/2024	10/21/2024	266.45
							Account 55000 - Miscellaneous Contractual Exp Totals		Invoice Transactions 1	<u>\$266.45</u>



Judiciary & Public Safety A/P by GL Distribution

Payment Date Range 10/01/24 - 10/31/24

Vendor	Invoice No.	Invoice Description	Status	Held Reason	Invoice Date	Due Date	G/L Date	Received Date	Payment Date	Invoice Amount	
Fund 001 - General Fund											
Department 430 - Court Services											
Sub-Department 436 - Juvenile Justice Center											
Account 60000 - Office Supplies											
1372 - Quill Corporation	40404064	1715624 JJC SUPPLIES	Paid by Check # 385298		09/05/2024	09/27/2024	09/27/2024	09/27/2024	10/07/2024	263.98	
1372 - Quill Corporation	40413641	1715624 JJC SUPPLIES	Paid by Check # 385298		09/05/2024	09/27/2024	09/27/2024	09/27/2024	10/07/2024	202.53	
1372 - Quill Corporation	40424005	1715624 JJC SUPPLIES	Paid by Check # 385298		09/06/2024	09/27/2024	09/27/2024	09/27/2024	10/07/2024	399.96	
3578 - Warehouse Direct, Inc.	5786386-2	JJC Office Supplies	Paid by EFT # 91424		09/10/2024	09/19/2024	09/19/2024	09/19/2024	10/07/2024	18.15	
3578 - Warehouse Direct, Inc.	5792687-0	JJC Office Supplies	Paid by EFT # 91424		09/17/2024	09/19/2024	09/19/2024	09/19/2024	10/07/2024	51.85	
									Account 60000 - Office Supplies Totals	Invoice Transactions 5	\$936.47
Account 60010 - Operating Supplies											
13229 - Kurt Ogden dba O.B.C. Inc.	3457117	JJC CORDLESS ROLLER SHADES	Paid by EFT # 91309		08/12/2024	09/27/2024	09/27/2024	09/27/2024	10/07/2024	506.74	
14037 - Synchrony Bank (Sam's Club Direct/Lowes)	x8283-092024	JJC MULTIPLE FOOD ITEMS, OPERATING SUPPLIES	Paid by Check # 385306		09/20/2024	09/27/2024	09/27/2024	09/27/2024	10/07/2024	149.12	
5899 - Sysco Food Services Chicago	724685245	803718 JJC Multiple Food Items, Operating Supplies	Paid by EFT # 91398		09/11/2024	09/19/2024	09/19/2024	09/19/2024	10/07/2024	48.97	
5899 - Sysco Food Services Chicago	724723075	803718 JJC FOOD, OPERATING SUPPLIES	Paid by EFT # 91398		09/25/2024	09/27/2024	09/27/2024	09/27/2024	10/07/2024	155.02	
5899 - Sysco Food Services Chicago	724704020	803718 JJC FOOD, OPERATING SUPPLIES	Paid by EFT # 91398		09/18/2024	09/27/2024	09/27/2024	09/27/2024	10/07/2024	238.64	
1341 - Bob Barker Company Inc	INV2066209	KANIL7:JUVILO JJC CLOTHING , OPERATING SUPPLIES	Paid by Check # 385333		09/24/2024	10/04/2024	10/04/2024		10/21/2024	908.00	
1341 - Bob Barker Company Inc	INV2066561	KANIL7:JUVILO JJC CLOTHING , OPERATING SUPPLIES	Paid by Check # 385333		09/25/2024	10/04/2024	10/04/2024		10/21/2024	544.80	
1341 - Bob Barker Company Inc	INV2066764	KANIL7:JUVILO JJC OPERATING SUPPLIES	Paid by Check # 385333		09/26/2024	10/04/2024	10/04/2024	10/03/2024	10/21/2024	72.64	
1800 - Cooks Correctional Kitchen Equipment	N846018	JJC Food Storage	Paid by EFT # 91537		06/07/2024	10/10/2024	10/10/2024	10/10/2024	10/21/2024	448.00	
11058 - JP Morgan Chase Bank N.A.	8262-MD-09/24	Amazon	Paid by EFT # 91626		09/30/2024	10/07/2024	10/07/2024	10/07/2024	10/21/2024	204.98	
									Account 60010 - Operating Supplies Totals	Invoice Transactions 10	\$3,276.91
Account 60020 - Computer Related Supplies											
5540 - The Tree House, Inc.	128251	JJC Toner Order	Paid by Check # 385308		09/04/2024	09/19/2024	09/19/2024	09/19/2024	10/07/2024	779.15	



Judiciary & Public Safety A/P by GL Distribution

Payment Date Range 10/01/24 - 10/31/24

Vendor	Invoice No.	Invoice Description	Status	Held Reason	Invoice Date	Due Date	G/L Date	Received Date	Payment Date	Invoice Amount	
Fund 001 - General Fund											
Department 430 - Court Services											
Sub-Department 436 - Juvenile Justice Center											
Account 60020 - Computer Related Supplies											
5540 - The Tree House, Inc.	128249	JJC Toner Order	Paid by Check # 385308		09/04/2024	09/19/2024	09/19/2024	09/19/2024	10/07/2024	5,760.23	
								Account 60020 - Computer Related Supplies Totals		Invoice Transactions 2	\$6,539.38
Account 60100 - Utilities- Water											
1080 - City of St. Charles	00106836-08/24	JJC Water/Sewer 07/31/24-08/26/24	Paid by EFT # 91205		08/26/2024	09/19/2024	09/19/2024	09/19/2024	10/07/2024	1,055.39	
								Account 60100 - Utilities- Water Totals		Invoice Transactions 1	\$1,055.39
Account 60230 - Food											
1435 - Aramark Services, Inc.	200526800-001002	JJC Meals 9/5/24-9/11/24	Paid by Check # 385240		09/11/2024	09/19/2024	09/19/2024	09/19/2024	10/07/2024	1,890.00	
1435 - Aramark Services, Inc.	200526800-001005	JJC JUVENILE MEALS 09/12-09/18/24	Paid by Check # 385240		09/18/2024	09/27/2024	09/27/2024	09/27/2024	10/07/2024	1,890.00	
1435 - Aramark Services, Inc.	200526800-001008	JJC JUVENILE MEALS 09/19-09/25/24	Paid by Check # 385240		09/25/2024	09/27/2024	09/27/2024	09/27/2024	10/07/2024	1,890.00	
14037 - Synchrony Bank (Sam's Club Direct/Lowes)	x8283-092024	JJC MULTIPLE FOOD ITEMS, OPERATING SUPPLIES	Paid by Check # 385306		09/20/2024	09/27/2024	09/27/2024	09/27/2024	10/07/2024	421.89	
5899 - Sysco Food Services Chicago	724685245	803718 JJC Multiple Food Items, Operating Supplies	Paid by EFT # 91398		09/11/2024	09/19/2024	09/19/2024	09/19/2024	10/07/2024	1,781.55	
5899 - Sysco Food Services Chicago	724718857	803718 JJC MULTIPLE FOOD ITEMS	Paid by EFT # 91398		09/24/2024	09/27/2024	09/27/2024	09/27/2024	10/07/2024	29.74	
5899 - Sysco Food Services Chicago	724716355	803718 JJC MULTIPLE FOOD ITEMS	Paid by EFT # 91398		09/23/2024	09/27/2024	09/27/2024	09/27/2024	10/07/2024	177.26	
5899 - Sysco Food Services Chicago	724723075	803718 JJC FOOD, OPERATING SUPPLIES	Paid by EFT # 91398		09/25/2024	09/27/2024	09/27/2024	09/27/2024	10/07/2024	1,051.73	
5899 - Sysco Food Services Chicago	724704020	803718 JJC FOOD, OPERATING SUPPLIES	Paid by EFT # 91398		09/18/2024	09/27/2024	09/27/2024	09/27/2024	10/07/2024	1,187.97	
5899 - Sysco Food Services Chicago	724746879	JJC Food Items	Paid by EFT # 91759		10/02/2024	10/10/2024	10/10/2024	10/10/2024	10/21/2024	1,161.34	
1435 - Aramark Services, Inc.	200526800-001011	JJC Meals 9/26/24-10/2/24	Paid by Check # 385327		10/02/2024	10/10/2024	10/10/2024	10/10/2024	10/21/2024	1,890.00	
								Account 60230 - Food Totals		Invoice Transactions 11	\$13,371.48
Account 60240 - Clothing Supplies											
1341 - Bob Barker Company Inc	INV2066209	KANIL7:JUVELO JJC CLOTHING , OPERATING SUPPLIES	Paid by Check # 385333		09/24/2024	10/04/2024	10/04/2024		10/21/2024	387.60	



Judiciary & Public Safety A/P by GL Distribution

Payment Date Range 10/01/24 - 10/31/24

Vendor	Invoice No.	Invoice Description	Status	Held Reason	Invoice Date	Due Date	G/L Date	Received Date	Payment Date	Invoice Amount	
Fund 001 - General Fund											
Department 430 - Court Services											
Sub-Department 436 - Juvenile Justice Center											
Account 60240 - Clothing Supplies											
1341 - Bob Barker Company Inc	INV2066561	KANIL7:JUVELO JJC CLOTHING , OPERATING SUPPLIES	Paid by Check # 385333		09/25/2024	10/04/2024	10/04/2024		10/21/2024	1,190.60	
									Account 60240 - Clothing Supplies Totals	Invoice Transactions 2	<u>\$1,578.20</u>
Account 60250 - Medical Supplies and Drugs											
2292 - McKesson Medical Surgical	22628809	4245944 JJC MEDICAL SUPPLIES	Paid by EFT # 91319		09/15/2024	09/27/2024	09/27/2024	09/27/2024	10/07/2024	463.19	
12522 - Green Tree Pharmacy	IN000471064	JJC Pharmacy	Paid by EFT # 91261		08/31/2024	09/19/2024	09/19/2024	09/19/2024	10/07/2024	1,119.79	
12522 - Green Tree Pharmacy	IN000473656	JJC Pharmacy	Paid by EFT # 91598		09/30/2024	10/10/2024	10/10/2024	10/10/2024	10/21/2024	729.88	
2292 - McKesson Medical Surgical	22667062	JJC Medical Supplies	Paid by EFT # 91659		09/23/2024	10/03/2024	10/03/2024	10/03/2024	10/21/2024	59.70	
									Account 60250 - Medical Supplies and Drugs Totals	Invoice Transactions 4	<u>\$2,372.56</u>
Account 60460 - Subscription Databases											
11058 - JP Morgan Chase Bank N.A.	7914-AS-09/24	Homewood Suites, Amazon, Netflix	Paid by EFT # 91626		09/30/2024	10/07/2024	10/07/2024	10/07/2024	10/21/2024	22.99	
									Account 60460 - Subscription Databases Totals	Invoice Transactions 1	<u>\$22.99</u>
Account 60520 - Incentives											
11058 - JP Morgan Chase Bank N.A.	8262-MD-09/24	Amazon	Paid by EFT # 91626		09/30/2024	10/07/2024	10/07/2024	10/07/2024	10/21/2024	31.98	
									Account 60520 - Incentives Totals	Invoice Transactions 1	<u>\$31.98</u>
Account 63040 - Fuel- Vehicles											
13021 - WEX BANK	100114001	710909-3 CS SEP24 FUEL	Paid by EFT # 91811		09/30/2024	10/02/2024	10/02/2024	10/01/2024	10/21/2024	191.71	
									Account 63040 - Fuel- Vehicles Totals	Invoice Transactions 1	<u>\$191.71</u>
									Sub-Department 436 - Juvenile Justice Center Totals	Invoice Transactions 63	<u>\$80,058.41</u>
Sub-Department 437 - KIDS Education Program											
Account 50150 - Contractual/Consulting Services											
12669 - Nancy S Duarte	092524	KiDs1st Spanish Class	Paid by EFT # 91228		09/25/2024	09/26/2024	09/16/2024	09/26/2024	10/07/2024	500.00	
									Account 50150 - Contractual/Consulting Services Totals	Invoice Transactions 1	<u>\$500.00</u>
Account 60000 - Office Supplies											
11058 - JP Morgan Chase Bank N.A.	2714-AT-09/24	AMAZON, APA, E PEORIA RIVERFRONT	Paid by EFT # 91626		09/30/2024	10/07/2024	10/07/2024	10/07/2024	10/21/2024	61.97	
3578 - Warehouse Direct, Inc.	5801724-0	Gloves	Paid by EFT # 91796		10/02/2024	10/02/2024	09/30/2024	10/02/2024	10/21/2024	4.91	
									Account 60000 - Office Supplies Totals	Invoice Transactions 2	<u>\$66.88</u>
									Sub-Department 437 - KIDS Education Program Totals	Invoice Transactions 3	<u>\$566.88</u>



Judiciary & Public Safety A/P by GL Distribution

Payment Date Range 10/01/24 - 10/31/24

Vendor	Invoice No.	Invoice Description	Status	Held Reason	Invoice Date	Due Date	G/L Date	Received Date	Payment Date	Invoice Amount
Fund 001 - General Fund										
Department 430 - Court Services										
Sub-Department 438 - Diagnostic Center										
Account 53100 - Conferences and Meetings										
4683 - Alexandra Tsang	100424a	PEV Dr. Tsang	Paid by EFT # 91774		10/04/2024	10/07/2024	10/07/2024	10/04/2024	10/21/2024	112.00
							Account 53100 - Conferences and Meetings Totals		Invoice Transactions 1	<u>\$112.00</u>
Account 53110 - Employee Training										
11058 - JP Morgan Chase Bank N.A.	2714-AT-09/24	AMAZON, APA, E PEORIA RIVERFRONT	Paid by EFT # 91626		09/30/2024	10/07/2024	10/07/2024	10/07/2024	10/21/2024	288.96
							Account 53110 - Employee Training Totals		Invoice Transactions 1	<u>\$288.96</u>
Account 53120 - Employee Mileage Expense										
4683 - Alexandra Tsang	100424	PEV Dr. Tsang mileage	Paid by EFT # 91774		10/04/2024	10/07/2024	10/07/2024	10/04/2024	10/21/2024	227.13
							Account 53120 - Employee Mileage Expense Totals		Invoice Transactions 1	<u>\$227.13</u>
Account 55000 - Miscellaneous Contractual Exp										
11058 - JP Morgan Chase Bank N.A.	2714-AT-09/24	AMAZON, APA, E PEORIA RIVERFRONT	Paid by EFT # 91626		09/30/2024	10/07/2024	10/07/2024	10/07/2024	10/21/2024	373.00
							Account 55000 - Miscellaneous Contractual Exp Totals		Invoice Transactions 1	<u>\$373.00</u>
Account 60010 - Operating Supplies										
11058 - JP Morgan Chase Bank N.A.	2714-AT-09/24	AMAZON, APA, E PEORIA RIVERFRONT	Paid by EFT # 91626		09/30/2024	10/07/2024	10/07/2024	10/07/2024	10/21/2024	51.97
							Account 60010 - Operating Supplies Totals		Invoice Transactions 1	<u>\$51.97</u>
Account 60050 - Books and Subscriptions										
11058 - JP Morgan Chase Bank N.A.	2714-AT-09/24	AMAZON, APA, E PEORIA RIVERFRONT	Paid by EFT # 91626		09/30/2024	10/07/2024	10/07/2024	10/07/2024	10/21/2024	161.90
							Account 60050 - Books and Subscriptions Totals		Invoice Transactions 1	<u>\$161.90</u>
Account 60540 - Testing Materials										
8881 - Nichols and Molinder Assessment Inc.	39656	Hand Enter Testing	Paid by EFT # 91337		09/10/2024	09/16/2024	09/16/2024	09/16/2024	10/07/2024	35.00
8881 - Nichols and Molinder Assessment Inc.	39690	MSI-II	Paid by EFT # 91337		09/18/2024	09/27/2024	09/16/2024	09/24/2024	10/07/2024	35.00
1955 - Pearson Assessments (NCS Pearson Inc.)	26253481	MMPI 3	Paid by EFT # 91694		08/29/2024	09/30/2024	09/30/2024	09/30/2024	10/21/2024	220.00
1955 - Pearson Assessments (NCS Pearson Inc.)	26942249	WAIS 5	Paid by EFT # 91694		10/02/2024	10/03/2024	09/30/2024	10/03/2024	10/21/2024	1,643.36
							Account 60540 - Testing Materials Totals		Invoice Transactions 4	<u>\$1,933.36</u>
							Sub-Department 438 - Diagnostic Center Totals		Invoice Transactions 10	<u>\$3,148.32</u>
Sub-Department 440 - Veteran's Court										
Account 50200 - Psychological/Psychiatric Srvs										
12596 - Lighthouse Recovery, Inc.	8947	[REDACTED]	Paid by EFT # 91314		07/01/2024	09/24/2024	09/24/2024	09/24/2024	10/07/2024	640.00
							Account 50200 - Psychological/Psychiatric Srvs Totals		Invoice Transactions 1	<u>\$640.00</u>



Judiciary & Public Safety A/P by GL Distribution

Payment Date Range 10/01/24 - 10/31/24

Vendor	Invoice No.	Invoice Description	Status	Held Reason	Invoice Date	Due Date	G/L Date	Received Date	Payment Date	Invoice Amount	
Fund 001 - General Fund											
Department 430 - Court Services											
Sub-Department 440 - Veteran's Court											
Account 50500 - Lab Services											
1062 - Redwood Toxicology Inc.	01855920248	018559 VETERAN'S COURT AUG24 LABS	Paid by EFT # 91722		08/31/2024	10/04/2024	10/04/2024	10/04/2024	10/21/2024	388.52	
									Account 50500 - Lab Services Totals	Invoice Transactions 1	<u>\$388.52</u>
Account 53100 - Conferences and Meetings											
11058 - JP Morgan Chase Bank N.A.	3217-ES-09/24	CHICK-FIL-A, ALDI AMZN, UBER PARTY CITY, SHERATON, WYNDHAM, ROSA	Paid by EFT # 91626		09/30/2024	10/07/2024	10/07/2024	10/07/2024	10/21/2024	502.15	
									Account 53100 - Conferences and Meetings Totals	Invoice Transactions 1	<u>\$502.15</u>
Account 53110 - Employee Training											
9822 - Philip Wessel	100124	ALL RISE CONFERENCE MEALS, TRANSPORTATION, BAGGAGE FEE	Paid by Check # 385426		10/01/2024	10/02/2024	10/02/2024	10/01/2024	10/21/2024	671.33	
									Account 53110 - Employee Training Totals	Invoice Transactions 1	<u>\$671.33</u>
									Sub-Department 440 - Veteran's Court Totals	Invoice Transactions 4	<u>\$2,202.00</u>
Sub-Department 441 - Drug Court											
Account 50500 - Lab Services											
1062 - Redwood Toxicology Inc.	30933020248	309330 DUI COURT AUG24 LABS	Paid by EFT # 91369		08/31/2024	09/24/2024	09/24/2024	09/24/2024	10/07/2024	2,466.02	
									Account 50500 - Lab Services Totals	Invoice Transactions 1	<u>\$2,466.02</u>
									Sub-Department 441 - Drug Court Totals	Invoice Transactions 1	<u>\$2,466.02</u>
									Department 430 - Court Services Totals	Invoice Transactions 133	<u>\$158,677.51</u>
Department 490 - Coroner											
Sub-Department 490 - Coroner											
Account 50430 - Autopsies/Consulting											
8719 - Mitra B. Kalelkar	MK-09/22/2024	Autopsy	Paid by EFT # 91297		09/22/2024	09/27/2024	09/23/2024		10/07/2024	15,500.00	
9506 - James A. Filkins	JF-10/03/2024	Autopsy	Paid by EFT # 91570		10/03/2024	10/10/2024	10/03/2024		10/21/2024	5,400.00	
									Account 50430 - Autopsies/Consulting Totals	Invoice Transactions 2	<u>\$20,900.00</u>
Account 50450 - Toxicology Expense											
9071 - Central DuPage Hospital Association DBA HealthLab	6000097731	Toxicology	Paid by EFT # 91193		09/23/2024	09/27/2024	09/27/2024		10/07/2024	262.00	
8895 - Tissue Techniques Pathology Labs LLC	CLA27600	Histology	Paid by EFT # 91408		08/31/2024	09/27/2024	09/19/2024		10/07/2024	26.85	
8895 - Tissue Techniques Pathology Labs LLC	CLA27608	Toxicology	Paid by EFT # 91767		09/29/2024	10/10/2024	10/02/2024		10/21/2024	75.00	



Judiciary & Public Safety A/P by GL Distribution

Payment Date Range 10/01/24 - 10/31/24

Vendor	Invoice No.	Invoice Description	Status	Held Reason	Invoice Date	Due Date	G/L Date	Received Date	Payment Date	Invoice Amount
Fund 001 - General Fund										
Department 490 - Coroner										
Sub-Department 490 - Coroner										
Account 50450 - Toxicology Expense										
8895 - Tissue Techniques Pathology Labs LLC	CLA27609	Toxicology	Paid by EFT # 91767		09/30/2024	10/10/2024	10/03/2024		10/21/2024	510.15
5904 - NMS Labs	1252559	Toxicology	Paid by EFT # 91680		09/30/2024	10/10/2024	10/04/2024		10/21/2024	13,265.00
							Account 50450 - Toxicology Expense Totals		Invoice Transactions 5	<u>\$14,139.00</u>
Account 52230 - Repairs and Maint- Vehicles										
11058 - JP Morgan Chase Bank N.A.	0062-RE-09/24	September 2024 Statement	Paid by EFT # 91626		09/30/2024	10/10/2024	10/03/2024		10/21/2024	833.95
11058 - JP Morgan Chase Bank N.A.	8338-LC-09/24	September 2024 Statement	Paid by EFT # 91626		09/30/2024	10/10/2024	10/03/2024		10/21/2024	1,810.54
							Account 52230 - Repairs and Maint- Vehicles Totals		Invoice Transactions 2	<u>\$2,644.49</u>
Account 53100 - Conferences and Meetings										
11058 - JP Morgan Chase Bank N.A.	0062-RE-09/24	September 2024 Statement	Paid by EFT # 91626		09/30/2024	10/10/2024	10/03/2024		10/21/2024	25.91
							Account 53100 - Conferences and Meetings Totals		Invoice Transactions 1	<u>\$25.91</u>
Account 55000 - Miscellaneous Contractual Exp										
14474 - Marlin Leasing Corporation dba PEAC Solutions	40034434	Copier	Paid by Check # 385282		09/18/2024	09/27/2024	09/23/2024		10/07/2024	498.00
12580 - Patten Industries Power Dry of Chicago dba Chicago Water & Fire Rest	CEINV-000531	Morgue Cleaning	Paid by EFT # 91705		09/19/2024	10/10/2024	10/02/2024		10/21/2024	100.00
12580 - Patten Industries Power Dry of Chicago dba Chicago Water & Fire Rest	CEINV-000532	Morgue Cleaning	Paid by EFT # 91705		09/26/2024	10/10/2024	10/02/2024		10/21/2024	100.00
3509 - DS Services of America, Inc. dba Primo Water NA	23847828	Water	Paid by EFT # 91552		09/28/2024	10/10/2024	10/02/2024		10/21/2024	57.64
11058 - JP Morgan Chase Bank N.A.	6767-RR-09/24	September 2024 Statement	Paid by EFT # 91626		09/30/2024	10/10/2024	10/03/2024		10/21/2024	144.99
7616 - Marberry Cleaners & Launderers	D44DFD	Laundry	Paid by Check # 385394		09/30/2024	10/10/2024	10/02/2024		10/21/2024	329.00
							Account 55000 - Miscellaneous Contractual Exp Totals		Invoice Transactions 6	<u>\$1,229.63</u>
Account 63040 - Fuel- Vehicles										
11058 - JP Morgan Chase Bank N.A.	8338-LC-09/24	September 2024 Statement	Paid by EFT # 91626		09/30/2024	10/10/2024	10/03/2024		10/21/2024	68.08
13021 - WEX BANK	100106465	Fuel	Paid by EFT # 91811		09/30/2024	10/10/2024	10/02/2024		10/21/2024	619.96
							Account 63040 - Fuel- Vehicles Totals		Invoice Transactions 2	<u>\$688.04</u>
							Sub-Department 490 - Coroner Totals		Invoice Transactions 18	<u>\$39,627.07</u>
							Department 490 - Coroner Totals		Invoice Transactions 18	<u>\$39,627.07</u>



Judiciary & Public Safety A/P by GL Distribution

Payment Date Range 10/01/24 - 10/31/24

Vendor	Invoice No.	Invoice Description	Status	Held Reason	Invoice Date	Due Date	G/L Date	Received Date	Payment Date	Invoice Amount	
Fund 001 - General Fund											
Department 510 - Emergency Management Services											
Sub-Department 510 - Emergency Management Services											
Account 52230 - Repairs and Maint- Vehicles											
1933 - Pomp's Tire Service, Inc.	640118708a	Tires - HMMV vehicle	Paid by EFT # 91355		08/30/2024	08/30/2024	09/16/2024		10/07/2024	2,198.08	
1933 - Pomp's Tire Service, Inc.	640118968a	Tires - ITECS vehicle	Paid by EFT # 91355		09/12/2024	09/12/2024	09/16/2024		10/07/2024	875.27	
1933 - Pomp's Tire Service, Inc.	640119049a	Tires ITECS vehicles	Paid by EFT # 91355		09/12/2024	09/12/2024	09/16/2024		10/07/2024	112.35	
11058 - JP Morgan Chase Bank N.A.	1193-jm-09/24	September PCard Charges	Paid by EFT # 91626		09/30/2024	09/30/2024	09/30/2024		10/21/2024	1,601.42	
1390 - Menards, Inc.	36380	Vehicle brushes-washing	Paid by EFT # 91661		09/25/2024	09/25/2024	09/30/2024		10/21/2024	27.92	
									Account 52230 - Repairs and Maint- Vehicles Totals	Invoice Transactions 5	\$4,815.04
Account 53110 - Employee Training											
13367 - Elizabeth Rosemary Drendel	091624	Reimbursement - IEMA Summit Hotel	Paid by EFT # 91226		09/16/2024	09/16/2024	09/16/2024		10/07/2024	243.96	
11058 - JP Morgan Chase Bank N.A.	1193-jm-09/24	September PCard Charges	Paid by EFT # 91626		09/30/2024	09/30/2024	09/30/2024		10/21/2024	433.64	
11058 - JP Morgan Chase Bank N.A.	2012-sb-09/24	September 2024 PCard Charges	Paid by EFT # 91626		09/30/2024	09/30/2024	09/30/2024		10/21/2024	443.22	
5985 - Jonathan Mensching	100724	Reimbursement for training summit	Paid by EFT # 91662		10/07/2024	10/07/2024	10/07/2024		10/21/2024	119.51	
14566 - Nicole Sprague	100724	Training reimbursement - NS	Paid by EFT # 91754		10/07/2024	10/07/2024	10/10/2024		10/21/2024	286.81	
14566 - Nicole Sprague	101024	reimbursement - training	Paid by EFT # 91754		10/10/2024	10/10/2024	10/10/2024		10/21/2024	275.71	
									Account 53110 - Employee Training Totals	Invoice Transactions 6	\$1,802.85
Account 55000 - Miscellaneous Contractual Exp											
13720 - Arthur J Femister dba Public Safety Software Group	091724	Annual software fee	Paid by Check # 385242		09/17/2024	09/17/2024	09/23/2024		10/07/2024	540.00	
13153 - Toshiba America Business Solutions, Inc	6387848	Quarterly Copier usage	Paid by EFT # 91769		10/01/2024	10/01/2024	10/07/2024		10/21/2024	387.50	
									Account 55000 - Miscellaneous Contractual Exp Totals	Invoice Transactions 2	\$927.50
Account 60000 - Office Supplies											
14069 - LAN Marketing LTD dba LAN Office Furnishings	10007	File cabinet - 2 drawer	Paid by EFT # 91310		09/19/2024	09/19/2024	09/23/2024		10/07/2024	352.26	
									Account 60000 - Office Supplies Totals	Invoice Transactions 1	\$352.26
Account 60010 - Operating Supplies											
5289 - Eagle Engraving, Inc.	2024-6696	New Member Plaques	Paid by Check # 385268		09/13/2024	09/13/2024	09/23/2024		10/07/2024	572.00	
11058 - JP Morgan Chase Bank N.A.	1492-dd-09/24	September PCard Charges - DD	Paid by EFT # 91626		09/30/2024	09/30/2024	09/30/2024		10/21/2024	113.92	



Judiciary & Public Safety A/P by GL Distribution

Payment Date Range 10/01/24 - 10/31/24

Vendor	Invoice No.	Invoice Description	Status	Held Reason	Invoice Date	Due Date	G/L Date	Received Date	Payment Date	Invoice Amount	
Fund 001 - General Fund											
Department 510 - Emergency Management Services											
Sub-Department 510 - Emergency Management Services											
Account 60010 - Operating Supplies											
13367 - Elizabeth Rosemary Drendel	101024	reimbursement	Paid by EFT # 91551		10/10/2024	10/10/2024	10/10/2024		10/21/2024	102.49	
								Account 60010 - Operating Supplies Totals		Invoice Transactions 3	<u>\$788.41</u>
Account 60020 - Computer Related Supplies											
3671 - Midwest Computer Products, Inc.	722172	web meeting equipment	Paid by EFT # 91663		09/24/2024	09/24/2024	10/02/2024		10/21/2024	2,445.00	
								Account 60020 - Computer Related Supplies Totals		Invoice Transactions 1	<u>\$2,445.00</u>
Account 60210 - Uniform Supplies											
14362 - Saf-T-Gard International, Inc.	1911427-00	Screened traffic vests	Paid by EFT # 91380		09/23/2024	09/23/2024	09/24/2024		10/07/2024	1,362.08	
2120 - Ray O'Herron Co., Inc.	2368435	new member uniforms	Paid by EFT # 91721		09/27/2024	09/27/2024	09/30/2024		10/21/2024	1,457.15	
2120 - Ray O'Herron Co., Inc.	2368850	Uniform Items - Name Tags	Paid by EFT # 91721		10/01/2024	10/01/2024	10/02/2024		10/21/2024	178.92	
2120 - Ray O'Herron Co., Inc.	2369008	Uniform Items - Belt	Paid by EFT # 91721		10/01/2024	10/01/2024	10/02/2024		10/21/2024	26.99	
2120 - Ray O'Herron Co., Inc.	2369022	Uniform Items - New Staff	Paid by EFT # 91721		10/01/2024	10/01/2024	10/02/2024		10/21/2024	150.57	
2120 - Ray O'Herron Co., Inc.	2369073	Uniform Items - Belt	Paid by EFT # 91721		10/01/2024	10/01/2024	10/02/2024		10/21/2024	26.99	
2120 - Ray O'Herron Co., Inc.	2369273	Uniform Pants	Paid by EFT # 91721		10/02/2024	10/02/2024	10/03/2024		10/21/2024	70.79	
								Account 60210 - Uniform Supplies Totals		Invoice Transactions 7	<u>\$3,273.49</u>
								Sub-Department 510 - Emergency Management Services Totals		Invoice Transactions 25	<u>\$14,404.55</u>
								Department 510 - Emergency Management Services Totals		Invoice Transactions 25	<u>\$14,404.55</u>
								Fund 001 - General Fund Totals		Invoice Transactions 648	<u>\$833,119.36</u>
Fund 010 - Insurance Liability											
Department 300 - State's Attorney											
Sub-Department 320 - Insurance Liability- SAO											
Account 50160 - Legal Services											
8933 - Edgar K. Collison Law Offices, Ltd.	August 2024	Legal Services	Paid by EFT # 91237		09/18/2024	09/23/2024	09/23/2024		10/07/2024	4,000.00	
1090 - Hervas Condon & Bersani, PC	22638	Legal Services	Paid by Check # 385274		08/31/2024	09/23/2024	09/23/2024		10/07/2024	980.90	
1026 - Laner Muchin, LTD	672003	Legal Services	Paid by EFT # 91643		09/01/2024	10/04/2024	10/04/2024		10/21/2024	21,673.01	
1176 - Kenneth C. Shepro	24-09-30	Legal Services	Paid by EFT # 91748		09/30/2024	10/04/2024	10/04/2024		10/21/2024	7,000.00	
1712 - The Sotos Law Firm, P.C	9144	Legal Services	Paid by Check # 385416		09/30/2024	10/09/2024	10/09/2024		10/21/2024	2,399.00	



Judiciary & Public Safety A/P by GL Distribution

Payment Date Range 10/01/24 - 10/31/24

Vendor	Invoice No.	Invoice Description	Status	Held Reason	Invoice Date	Due Date	G/L Date	Received Date	Payment Date	Invoice Amount	
Fund 010 - Insurance Liability											
Department 300 - State's Attorney											
Sub-Department 320 - Insurance Liability- SAO											
Account 50160 - Legal Services											
13712 - Franco & Moroney LLC dba Franco Moroney Buenik LLC	20186	Legal Services	Paid by EFT # 91580		10/02/2024	10/09/2024	10/09/2024		10/21/2024	388.50	
14504 - Clingen Callow & McLean, LLC	113076	Legal Services	Paid by Check # 385347		09/16/2024	10/04/2024	10/04/2024		10/21/2024	4,745.00	
									Account 50160 - Legal Services Totals	Invoice Transactions 7	<u>\$41,186.41</u>
Account 50240 - Trials and Costs of Hearing											
[REDACTED]			Paid by Check # 385365		09/25/2024	09/26/2024	09/26/2024		10/21/2024	975.00	
									Account 50240 - Trials and Costs of Hearing Totals	Invoice Transactions 1	<u>\$975.00</u>
Account 50250 - Legal Trial Notices											
10743 - Chronicle Media, LLC	32436	Legal Notice Juvenile	Paid by EFT # 91197		09/18/2024	09/23/2024	09/23/2024		10/07/2024	240.00	
10743 - Chronicle Media, LLC	32474	Legal Notice Juvenile	Paid by EFT # 91197		09/25/2024	09/25/2024	09/25/2024		10/07/2024	180.00	
10743 - Chronicle Media, LLC	32523	Legal Notice Juvenile	Paid by EFT # 91520		10/02/2024	10/09/2024	10/09/2024		10/21/2024	30.00	
10743 - Chronicle Media, LLC	32578	Legal Notice Juvenile	Paid by EFT # 91520		10/09/2024	10/09/2024	10/09/2024		10/21/2024	30.00	
									Account 50250 - Legal Trial Notices Totals	Invoice Transactions 4	<u>\$480.00</u>
Account 50270 - Court Reporter Costs											
13999 - CK Reporting, LTD	26519	[REDACTED]	Paid by EFT # 91206		07/02/2024	09/23/2024	09/23/2024		10/07/2024	457.55	
13999 - CK Reporting, LTD	26855***	[REDACTED]	Paid by EFT # 91206		09/19/2024	09/23/2024	09/23/2024		10/07/2024	371.35	
10045 - Planet Depos, LLC	698366	[REDACTED]	Paid by EFT # 91352		09/19/2024	09/23/2024	09/23/2024		10/07/2024	439.10	
10045 - Planet Depos, LLC	699387	[REDACTED]	Paid by EFT # 91352		09/24/2024	09/26/2024	09/26/2024		10/07/2024	604.00	
10045 - Planet Depos, LLC	698893	[REDACTED]	Paid by EFT # 91352		09/26/2024	09/28/2024	09/28/2024		10/07/2024	978.00	
6524 - McCorkle Litigation Services, Inc.	872392	[REDACTED]	Paid by EFT # 91657		09/20/2024	10/09/2024	10/09/2024		10/21/2024	288.00	
									Account 50270 - Court Reporter Costs Totals	Invoice Transactions 6	<u>\$3,138.00</u>
Account 52140 - Repairs and Maint- Copiers											
13153 - Toshiba America Business Solutions, Inc	6359478	Copier Contract Civil	Paid by EFT # 91409		08/13/2024	09/23/2024	09/23/2024		10/07/2024	155.20	
13153 - Toshiba America Business Solutions, Inc	6382851	Copier - Civil	Paid by EFT # 91769		09/12/2024	10/04/2024	10/04/2024		10/21/2024	99.32	
									Account 52140 - Repairs and Maint- Copiers Totals	Invoice Transactions 2	<u>\$254.52</u>



Judiciary & Public Safety A/P by GL Distribution

Payment Date Range 10/01/24 - 10/31/24

Vendor	Invoice No.	Invoice Description	Status	Held Reason	Invoice Date	Due Date	G/L Date	Received Date	Payment Date	Invoice Amount
Fund 010 - Insurance Liability										
Department 300 - State's Attorney										
Sub-Department 320 - Insurance Liability- SAO										
Account 60000 - Office Supplies										
3578 - Warehouse Direct, Inc.	5795767-0	Office supplies	Paid by EFT # 91424		09/23/2024	09/23/2024	09/23/2024		10/07/2024	29.98
3509 - DS Services of America, Inc. dba Primo Water NA	23839078 092824	Water SAO, CAC, Civil, Collaborative Diversion	Paid by EFT # 91552		09/28/2024	10/04/2024	10/04/2024		10/21/2024	94.94
11058 - JP Morgan Chase Bank N.A.	9268-CB-09/24	September P-Card Transactions	Paid by EFT # 91626		09/30/2024	10/07/2024	10/07/2024		10/21/2024	592.41
							Account 60000 - Office Supplies Totals	Invoice Transactions	3	<u>\$717.33</u>
Account 60060 - Computer Software- Non Capital										
14537 - Themis Solutions, Inc.	INVCLIO152039 2	CLIO Software	Paid by EFT # 91764		09/29/2024	10/09/2024	10/09/2024		10/21/2024	3,811.50
							Account 60060 - Computer Software- Non Capital Totals	Invoice Transactions	1	<u>\$3,811.50</u>
							Sub-Department 320 - Insurance Liability- SAO Totals	Invoice Transactions	24	<u>\$50,562.76</u>
							Department 300 - State's Attorney Totals	Invoice Transactions	24	<u>\$50,562.76</u>
							Fund 010 - Insurance Liability Totals	Invoice Transactions	24	<u>\$50,562.76</u>
Fund 128 - Sheriff's Vehicle & Equipment										
Department 380 - Sheriff										
Sub-Department 395 - Sheriff's Vehicle & Equipment										
Account 70070 - Automotive Equipment										
9528 - Chicago Parts and Sound, LLC	2-0001494	Automotive Equip & Supplies	Paid by EFT # 91195		09/23/2024	09/25/2024	09/25/2024		10/07/2024	1,891.92
							Account 70070 - Automotive Equipment Totals	Invoice Transactions	1	<u>\$1,891.92</u>
							Sub-Department 395 - Sheriff's Vehicle & Equipment Totals	Invoice Transactions	1	<u>\$1,891.92</u>
							Department 380 - Sheriff Totals	Invoice Transactions	1	<u>\$1,891.92</u>
							Fund 128 - Sheriff's Vehicle & Equipment Totals	Invoice Transactions	1	<u>\$1,891.92</u>
Fund 195 - Children's Waiting Room										
Department 240 - Judiciary and Courts										
Sub-Department 245 - Children's Waiting Room										
Account 50150 - Contractual/Consulting Services										
1129 - Kane County Bar Foundation, Inc.	580	Children's Waiting Room - 8/1/24 - 8/31/24	Paid by EFT # 91299		09/19/2024	09/19/2024	09/19/2024		10/07/2024	14,869.34
							Account 50150 - Contractual/Consulting Services Totals	Invoice Transactions	1	<u>\$14,869.34</u>
							Sub-Department 245 - Children's Waiting Room Totals	Invoice Transactions	1	<u>\$14,869.34</u>
							Department 240 - Judiciary and Courts Totals	Invoice Transactions	1	<u>\$14,869.34</u>
							Fund 195 - Children's Waiting Room Totals	Invoice Transactions	1	<u>\$14,869.34</u>



Judiciary & Public Safety A/P by GL Distribution

Payment Date Range 10/01/24 - 10/31/24

Vendor	Invoice No.	Invoice Description	Status	Held Reason	Invoice Date	Due Date	G/L Date	Received Date	Payment Date	Invoice Amount
Fund 200 - Court Automation										
Department 250 - Circuit Clerk										
Sub-Department 280 - Court Automation- CIC										
Account 53100 - Conferences and Meetings										
11058 - JP Morgan Chase Bank N.A.	8933-KH-09/24	September 2024 PCard Charges	Paid by EFT # 91626		09/30/2024	10/08/2024	10/08/2024		10/21/2024	163.27
4914 - Monica Lawrence	100824	Sept 2024 mileage	Paid by EFT # 91646		10/08/2024	10/10/2024	10/10/2024		10/21/2024	16.00
							Account 53100 - Conferences and Meetings Totals		Invoice Transactions 2	<u>\$179.27</u>
Account 53120 - Employee Mileage Expense										
4914 - Monica Lawrence	100824	Sept 2024 mileage	Paid by EFT # 91646		10/08/2024	10/10/2024	10/10/2024		10/21/2024	180.77
							Account 53120 - Employee Mileage Expense Totals		Invoice Transactions 1	<u>\$180.77</u>
							Sub-Department 280 - Court Automation- CIC Totals		Invoice Transactions 3	<u>\$360.04</u>
							Department 250 - Circuit Clerk Totals		Invoice Transactions 3	<u>\$360.04</u>
							Fund 200 - Court Automation Totals		Invoice Transactions 3	<u>\$360.04</u>
Fund 201 - Court Document Storage										
Department 250 - Circuit Clerk										
Sub-Department 281 - Court Document Storage										
Account 50490 - Destruction of Records Services										
2748 - Groot Recycling dba Accurate Document Destruction	13312422T095	Document Shredding	Paid by EFT # 91599		10/01/2024	10/08/2024	10/08/2024		10/21/2024	365.36
							Account 50490 - Destruction of Records Services Totals		Invoice Transactions 1	<u>\$365.36</u>
Account 52140 - Repairs and Maint- Copiers										
8930 - Impact Networking, LLC	3323987	Maintenance - Copier	Paid by EFT # 91286		09/19/2024	09/24/2024	09/24/2024		10/07/2024	152.90
6128 - Canon Solutions America Inc	6009216562	Maintenance - Copier	Paid by EFT # 91189		09/04/2024	09/24/2024	09/24/2024		10/07/2024	55.10
6128 - Canon Solutions America Inc	6009403202	Copier Maintenance	Paid by EFT # 91510		09/27/2024	10/08/2024	10/08/2024		10/21/2024	121.41
6128 - Canon Solutions America Inc	6009450845	Copier Maintenance	Paid by EFT # 91510		09/30/2024	10/08/2024	10/08/2024		10/21/2024	14.26
							Account 52140 - Repairs and Maint- Copiers Totals		Invoice Transactions 4	<u>\$343.67</u>
							Sub-Department 281 - Court Document Storage Totals		Invoice Transactions 5	<u>\$709.03</u>
							Department 250 - Circuit Clerk Totals		Invoice Transactions 5	<u>\$709.03</u>
							Fund 201 - Court Document Storage Totals		Invoice Transactions 5	<u>\$709.03</u>
Fund 203 - Circuit Clerk Admin Services										
Department 250 - Circuit Clerk										
Sub-Department 283 - Circuit Clerk Admin Services										
Account 52160 - Repairs and Maint- Equipment										
2418 - Cummins-Allison Corporation	1472081	Money Counter MTC 24/25	Paid by EFT # 91221		09/11/2024	09/23/2024	09/23/2024		10/07/2024	2,296.24
							Account 52160 - Repairs and Maint- Equipment Totals		Invoice Transactions 1	<u>\$2,296.24</u>



Judiciary & Public Safety A/P by GL Distribution

Payment Date Range 10/01/24 - 10/31/24

Vendor	Invoice No.	Invoice Description	Status	Held Reason	Invoice Date	Due Date	G/L Date	Received Date	Payment Date	Invoice Amount
Fund 203 - Circuit Clerk Admin Services										
Department 250 - Circuit Clerk										
Sub-Department 283 - Circuit Clerk Admin Services										
Account 53110 - Employee Training										
11058 - JP Morgan Chase Bank N.A.	8553-LJ-09/24	September 2024 PCard Charges	Paid by EFT # 91626		09/30/2024	10/08/2024	10/08/2024		10/21/2024	185.00
							Account 53110 - Employee Training Totals		Invoice Transactions 1	<u>185.00</u>
Account 60000 - Office Supplies										
9268 - American Stamp & Marking Products, Inc.	1735481	Rec Stamp/M Campeggio	Paid by EFT # 91471		09/27/2024	10/03/2024	10/03/2024		10/21/2024	99.91
3578 - Warehouse Direct, Inc.	5804913-0	Colored paper	Paid by EFT # 91796		10/07/2024	10/08/2024	10/08/2024		10/21/2024	45.62
3578 - Warehouse Direct, Inc.	5804912-0	Stapler	Paid by EFT # 91796		10/07/2024	10/08/2024	10/08/2024		10/21/2024	59.38
							Account 60000 - Office Supplies Totals		Invoice Transactions 3	<u>\$204.91</u>
							Sub-Department 283 - Circuit Clerk Admin Services Totals		Invoice Transactions 5	<u>\$2,686.15</u>
							Department 250 - Circuit Clerk Totals		Invoice Transactions 5	<u>\$2,686.15</u>
							Fund 203 - Circuit Clerk Admin Services Totals		Invoice Transactions 5	<u>\$2,686.15</u>
Fund 204 - Circuit Clk Electronic Citation										
Department 250 - Circuit Clerk										
Sub-Department 287 - Electronic Citation										
Account 53100 - Conferences and Meetings										
11058 - JP Morgan Chase Bank N.A.	4700-LS-09/24	September 2024 PCard Charges	Paid by EFT # 91626		09/30/2024	10/08/2024	10/08/2024		10/21/2024	450.87
							Account 53100 - Conferences and Meetings Totals		Invoice Transactions 1	<u>\$450.87</u>
							Sub-Department 287 - Electronic Citation Totals		Invoice Transactions 1	<u>\$450.87</u>
							Department 250 - Circuit Clerk Totals		Invoice Transactions 1	<u>\$450.87</u>
							Fund 204 - Circuit Clk Electronic Citation Totals		Invoice Transactions 1	<u>\$450.87</u>
Fund 220 - Title IV-D										
Department 300 - State's Attorney										
Sub-Department 321 - Title IV-D										
Account 53100 - Conferences and Meetings										
11058 - JP Morgan Chase Bank N.A.	9268-CB-09/24	September P-Card Transactions	Paid by EFT # 91626		09/30/2024	10/07/2024	10/07/2024		10/21/2024	369.96
							Account 53100 - Conferences and Meetings Totals		Invoice Transactions 1	<u>\$369.96</u>
							Sub-Department 321 - Title IV-D Totals		Invoice Transactions 1	<u>\$369.96</u>
							Department 300 - State's Attorney Totals		Invoice Transactions 1	<u>\$369.96</u>
							Fund 220 - Title IV-D Totals		Invoice Transactions 1	<u>\$369.96</u>



Judiciary & Public Safety A/P by GL Distribution

Payment Date Range 10/01/24 - 10/31/24

Vendor	Invoice No.	Invoice Description	Status	Held Reason	Invoice Date	Due Date	G/L Date	Received Date	Payment Date	Invoice Amount
Fund 221 - Drug Prosecution										
Department 300 - State's Attorney										
Sub-Department 322 - Drug Prosecution										
Account 50270 - Court Reporter Costs										
1694 - Kobald Reporting, Inc.	2024-114	[REDACTED]	Paid by EFT # 91307		09/16/2024	09/23/2024	09/23/2024		10/07/2024	188.00
14531 - Stacy S. Warpool	GJ 2024-917	[REDACTED]	Paid by EFT # 91425		09/27/2024	09/27/2024	09/25/2024		10/07/2024	204.00
14120 - Tabitha Joann Watson	24-0823	[REDACTED]	Paid by EFT # 91801		10/07/2024	10/09/2024	10/09/2024		10/21/2024	344.00
13439 - Theresa (Terri) Wells	30	[REDACTED]	Paid by EFT # 91807		09/30/2024	10/04/2024	10/04/2024		10/21/2024	118.75
13838 - Melissa K. Anderko	SAO-MKN2024-21	[REDACTED]	Paid by EFT # 91472		09/10/2024	10/04/2024	10/04/2024		10/21/2024	248.00
							Account 50270 - Court Reporter Costs Totals	Invoice Transactions	5	<u>\$1,102.75</u>
							Sub-Department 322 - Drug Prosecution Totals	Invoice Transactions	5	<u>\$1,102.75</u>
							Department 300 - State's Attorney Totals	Invoice Transactions	5	<u>\$1,102.75</u>
							Fund 221 - Drug Prosecution Totals	Invoice Transactions	5	<u>\$1,102.75</u>
Fund 223 - Domestic Violence										
Department 300 - State's Attorney										
Sub-Department 324 - Domestic Violence										
Account 53100 - Conferences and Meetings										
11058 - JP Morgan Chase Bank N.A.	7351-CB-09/24	September P-Card Transactions	Paid by EFT # 91626		09/30/2024	10/08/2024	10/08/2024		10/21/2024	150.00
							Account 53100 - Conferences and Meetings Totals	Invoice Transactions	1	<u>\$150.00</u>
							Sub-Department 324 - Domestic Violence Totals	Invoice Transactions	1	<u>\$150.00</u>
							Department 300 - State's Attorney Totals	Invoice Transactions	1	<u>\$150.00</u>
							Fund 223 - Domestic Violence Totals	Invoice Transactions	1	<u>\$150.00</u>
Fund 226 - Weed and Seed										
Department 300 - State's Attorney										
Sub-Department 327 - Weed and Seed										
Account 53100 - Conferences and Meetings										
11058 - JP Morgan Chase Bank N.A.	3843-SD-09/24	September P-Card Transactions	Paid by EFT # 91626		09/30/2024	10/08/2024	10/08/2024		10/21/2024	293.45
							Account 53100 - Conferences and Meetings Totals	Invoice Transactions	1	<u>\$293.45</u>
							Sub-Department 327 - Weed and Seed Totals	Invoice Transactions	1	<u>\$293.45</u>
							Department 300 - State's Attorney Totals	Invoice Transactions	1	<u>\$293.45</u>
							Fund 226 - Weed and Seed Totals	Invoice Transactions	1	<u>\$293.45</u>
Fund 230 - Child Advocacy Center										
Department 300 - State's Attorney										
Sub-Department 301 - Child Advocacy Center										
Account 50270 - Court Reporter Costs										
1694 - Kobald Reporting, Inc.	2024-114	[REDACTED]	Paid by EFT # 91307		09/16/2024	09/23/2024	09/23/2024		10/07/2024	64.00



Judiciary & Public Safety A/P by GL Distribution

Payment Date Range 10/01/24 - 10/31/24

Vendor	Invoice No.	Invoice Description	Status	Held Reason	Invoice Date	Due Date	G/L Date	Received Date	Payment Date	Invoice Amount
Fund 230 - Child Advocacy Center										
Department 300 - State's Attorney										
Sub-Department 301 - Child Advocacy Center										
Account 50270 - Court Reporter Costs										
14531 - Stacy S. Warpool	GJ 2024-917		Paid by EFT # 91425		09/27/2024	09/27/2024	09/25/2024		10/07/2024	32.00
14120 - Tabitha Joann Watson	24-0718C		Paid by EFT # 91801		10/04/2024	10/04/2024	10/04/2024		10/21/2024	22.50
13838 - Melissa K. Anderko	SAO-MKN2024-21		Paid by EFT # 91472		09/10/2024	10/04/2024	10/04/2024		10/21/2024	72.00
							Account 50270 - Court Reporter Costs Totals		Invoice Transactions 4	\$190.50
Account 52140 - Repairs and Maint- Copiers										
13153 - Toshiba America Business Solutions, Inc	6387726	Copier Contract	Paid by EFT # 91769		10/01/2024	10/09/2024	10/09/2024		10/21/2024	20.79
							Account 52140 - Repairs and Maint- Copiers Totals		Invoice Transactions 1	\$20.79
Account 53100 - Conferences and Meetings										
14540 - Kallie Sakamoto	082924	Conference Meals	Paid by EFT # 91382		08/29/2024	09/26/2024	09/26/2024		10/07/2024	68.00
11058 - JP Morgan Chase Bank N.A.	2345-LS-09/24	September P-Card Transactions	Paid by EFT # 91626		09/30/2024	10/08/2024	10/08/2024		10/21/2024	(551.90)
							Account 53100 - Conferences and Meetings Totals		Invoice Transactions 2	(\$483.90)
Account 53110 - Employee Training										
11058 - JP Morgan Chase Bank N.A.	2345-LS-09/24	September P-Card Transactions	Paid by EFT # 91626		09/30/2024	10/08/2024	10/08/2024		10/21/2024	30.00
							Account 53110 - Employee Training Totals		Invoice Transactions 1	\$30.00
Account 60010 - Operating Supplies										
3509 - DS Services of America, Inc. dba Primo Water NA	23839078 092824	Water SAO, CAC, Civil, Collaborative Diversion	Paid by EFT # 91552		09/28/2024	10/04/2024	10/04/2024		10/21/2024	68.92
11058 - JP Morgan Chase Bank N.A.	2345-LS-09/24	September P-Card Transactions	Paid by EFT # 91626		09/30/2024	10/08/2024	10/08/2024		10/21/2024	(100.16)
							Account 60010 - Operating Supplies Totals		Invoice Transactions 2	(\$31.24)
Account 60050 - Books and Subscriptions										
6521 - Thomson Reuters GRC Inc. (West Government)	850852504	Clear Proflex - SAO and CAC	Paid by EFT # 91766		10/01/2024	10/09/2024	10/09/2024		10/21/2024	128.27
							Account 60050 - Books and Subscriptions Totals		Invoice Transactions 1	\$128.27
Account 60060 - Computer Software- Non Capital										
11058 - JP Morgan Chase Bank N.A.	2345-LS-09/24	September P-Card Transactions	Paid by EFT # 91626		09/30/2024	10/08/2024	10/08/2024		10/21/2024	15.99
							Account 60060 - Computer Software- Non Capital Totals		Invoice Transactions 1	\$15.99
Account 60070 - Computer Hardware- Non Capital										
3186 - Insight Public Sector Inc	1101212155	4 Laptops for CAC	Paid by EFT # 91615		10/04/2024	10/09/2024	10/09/2024		10/21/2024	4,120.00
							Account 60070 - Computer Hardware- Non Capital Totals		Invoice Transactions 1	\$4,120.00



Judiciary & Public Safety A/P by GL Distribution

Payment Date Range 10/01/24 - 10/31/24

Vendor	Invoice No.	Invoice Description	Status	Held Reason	Invoice Date	Due Date	G/L Date	Received Date	Payment Date	Invoice Amount
Fund 230 - Child Advocacy Center										
Department 300 - State's Attorney										
Sub-Department 301 - Child Advocacy Center										
Account 63040 - Fuel- Vehicles										
13021 - WEX BANK	100140457	Fuel Purchases State's Attorney	Paid by EFT # 91811		09/30/2024	10/04/2024	10/04/2024		10/21/2024	164.50
							Account 63040 - Fuel- Vehicles Totals	Invoice Transactions	1	<u>\$164.50</u>
							Sub-Department 301 - Child Advocacy Center Totals	Invoice Transactions	14	<u>\$4,154.91</u>
							Department 300 - State's Attorney Totals	Invoice Transactions	14	<u>\$4,154.91</u>
							Fund 230 - Child Advocacy Center Totals	Invoice Transactions	14	<u>\$4,154.91</u>
Fund 243 - Public Defender Special Fund										
Department 360 - Public Defender										
Sub-Department 360 - Public Defender										
Account 60010 - Operating Supplies										
3206 - Verizon Wireless	9973725846	Acct 642016383 Cell Phones 8/13-9/12/24 Pub. Defenders	Paid by Check # 385313		09/12/2024	09/24/2024	09/24/2024		10/07/2024	965.53
							Account 60010 - Operating Supplies Totals	Invoice Transactions	1	<u>\$965.53</u>
							Sub-Department 360 - Public Defender Totals	Invoice Transactions	1	<u>\$965.53</u>
							Department 360 - Public Defender Totals	Invoice Transactions	1	<u>\$965.53</u>
							Fund 243 - Public Defender Special Fund Totals	Invoice Transactions	1	<u>\$965.53</u>
Fund 247 - EMA Volunteer Fund										
Department 510 - Emergency Management Services										
Sub-Department 511 - EMA Volunteers										
Account 55000 - Miscellaneous Contractual Exp										
11058 - JP Morgan Chase Bank N.A.	1492-dd-09/24	September PCard Charges - DD	Paid by EFT # 91626		09/30/2024	09/30/2024	09/30/2024		10/21/2024	1,230.00
							Account 55000 - Miscellaneous Contractual Exp Totals	Invoice Transactions	1	<u>\$1,230.00</u>
Account 60010 - Operating Supplies										
11058 - JP Morgan Chase Bank N.A.	2012-sb-09/24	September 2024 PCard Charges	Paid by EFT # 91626		09/30/2024	09/30/2024	09/30/2024		10/21/2024	99.26
							Account 60010 - Operating Supplies Totals	Invoice Transactions	1	<u>\$99.26</u>
							Sub-Department 511 - EMA Volunteers Totals	Invoice Transactions	2	<u>\$1,329.26</u>
							Department 510 - Emergency Management Services Totals	Invoice Transactions	2	<u>\$1,329.26</u>
							Fund 247 - EMA Volunteer Fund Totals	Invoice Transactions	2	<u>\$1,329.26</u>



Judiciary & Public Safety A/P by GL Distribution

Payment Date Range 10/01/24 - 10/31/24

Vendor	Invoice No.	Invoice Description	Status	Held Reason	Invoice Date	Due Date	G/L Date	Received Date	Payment Date	Invoice Amount
Fund 250 - Law Library										
Department 370 - Law Library										
Sub-Department 370 - Law Library										
Account 50590 - Professional Services										
14019 - Ingrid Rivera Gonzalez	1022	Interpreter: Lawyer in the Library Aurora 8/08/2024 - SRLC grant	Paid by EFT # 91593		08/26/2024	10/10/2024	10/10/2024		10/21/2024	155.46
14019 - Ingrid Rivera Gonzalez	1023	Interpreter: Lawyer in the Library Elgin 8/22/2024- SRLC grant	Paid by EFT # 91593		08/26/2024	10/10/2024	10/10/2024		10/21/2024	175.02
14019 - Ingrid Rivera Gonzalez	1024	Interpreter: Lawyer in the Library Elgin 9/26/24 - SRLC grant	Paid by EFT # 91593		09/30/2024	10/10/2024	10/10/2024		10/21/2024	175.02
14019 - Ingrid Rivera Gonzalez	1025	Interpreter: Lawyer in the Library Aurora 9/12/2024 - SRLC grant	Paid by EFT # 91593		09/30/2024	10/10/2024	10/10/2024		10/21/2024	155.46
14019 - Ingrid Rivera Gonzalez	2036	Interpreter: Divorce & Family 7/29/24 - SRLC grant	Paid by EFT # 91593		09/09/2024	10/11/2024	10/11/2024		10/21/2024	150.10
14019 - Ingrid Rivera Gonzalez	2037	Interpreter: Divorce & Family 8/5/2024 - SRLC grant	Paid by EFT # 91593		09/09/2024	10/11/2024	10/11/2024		10/21/2024	150.10
14019 - Ingrid Rivera Gonzalez	2038	Interpreter: Divorce & Family 8/12/2024 - SRLC grant	Paid by EFT # 91593		09/09/2024	10/11/2024	10/11/2024		10/21/2024	150.10
14019 - Ingrid Rivera Gonzalez	2039	Interpreter: Divorce & Family 8/19/2024 - SRLC grant	Paid by EFT # 91593		09/09/2024	10/11/2024	10/11/2024		10/21/2024	150.10
14019 - Ingrid Rivera Gonzalez	2040	Interpreter: Divorce & Family 8/26/2024 - SRLC grant	Paid by EFT # 91593		09/09/2024	10/11/2024	10/11/2024		10/21/2024	150.10
14019 - Ingrid Rivera Gonzalez	2041	Interpreter: Divorce & Family 9/9/2024 - SRLC grant	Paid by EFT # 91593		09/09/2024	10/11/2024	10/11/2024		10/21/2024	150.10
14019 - Ingrid Rivera Gonzalez	2042	Interpreter: Divorce & Family 9/16/2024 - SRLC grant	Paid by EFT # 91593		09/30/2024	10/11/2024	10/11/2024		10/21/2024	150.10
14019 - Ingrid Rivera Gonzalez	2043	Interpreter: Divorce & Family 9/23/2024 - SRLC grant	Paid by EFT # 91593		09/30/2024	10/11/2024	10/11/2024		10/21/2024	150.10
14019 - Ingrid Rivera Gonzalez	2044	Interpreter: Divorce & Family 9/2/2024 - SRLC grant	Paid by EFT # 91593		09/30/2024	10/11/2024	10/11/2024		10/21/2024	150.10
Account 50590 - Professional Services Totals							Invoice Transactions 13		\$2,011.86	



Judiciary & Public Safety A/P by GL Distribution

Payment Date Range 10/01/24 - 10/31/24

Vendor	Invoice No.	Invoice Description	Status	Held Reason	Invoice Date	Due Date	G/L Date	Received Date	Payment Date	Invoice Amount
Fund 250 - Law Library										
Department 370 - Law Library										
Sub-Department 370 - Law Library										
Account 60000 - Office Supplies										
1464 - Alphagraphics (#344)	122491	Aurora Public Library Lawyer in the Library tearoff pads SRLC	Paid by Check # 385326		08/15/2024	10/10/2024	10/10/2024		10/21/2024	148.49
1464 - Alphagraphics (#344)	122686	gail borden PL Lawyer in the Library tearoffs - SRLC grant	Paid by Check # 385326		08/30/2024	10/10/2024	10/10/2024		10/21/2024	148.49
1464 - Alphagraphics (#344)	123062	Legal Resources tri-fold Spanish brochures - SRLC grant	Paid by Check # 385326		09/27/2024	10/10/2024	10/10/2024		10/21/2024	429.60
11879 - Document Imaging Services LLC	3256	toner HP LJ 600 series	Paid by EFT # 91549		08/21/2024	10/10/2024	10/10/2024		10/21/2024	124.00
11058 - JP Morgan Chase Bank N.A.	7442-HE-09/24	September 2024 Pcard	Paid by EFT # 91626		09/30/2024	10/10/2024	10/10/2024		10/21/2024	33.39
								Account 60000 - Office Supplies Totals	Invoice Transactions 5	<u>\$883.97</u>
Account 60010 - Operating Supplies										
1464 - Alphagraphics (#344)	122231	KCLL logo tablecloth - SRLC grant	Paid by Check # 385326		09/10/2024	10/10/2024	10/10/2024		10/21/2024	352.83
								Account 60010 - Operating Supplies Totals	Invoice Transactions 1	<u>\$352.83</u>
Account 60050 - Books and Subscriptions										
12588 - American Legal Publishing Corp.	36947	Kane County Code supp	Paid by EFT # 91470		09/30/2024	10/10/2024	10/10/2024		10/21/2024	20.00
1655 - Illinois Institute for Continuing Legal Ed (IICLE)	SI301701197	Business Law: Misc Operating Issues 2024	Paid by Check # 385381		09/16/2024	10/11/2024	10/11/2024		10/21/2024	127.50
1655 - Illinois Institute for Continuing Legal Ed (IICLE)	SI301701233	Family Law: Dissolution of Marriage Court Proceedings 2024	Paid by Check # 385381		09/18/2024	10/11/2024	10/11/2024		10/21/2024	131.25
1655 - Illinois Institute for Continuing Legal Ed (IICLE)	SI301701148	Mortgage Foreclosure: Practice & Procedure 2024	Paid by Check # 385381		08/23/2024	10/11/2024	10/11/2024		10/21/2024	120.00
2383 - Illinois State Bar Association	263798	Guide to Sentencing Hearings & Pretrial Release in IL 2024 (10c)	Paid by Check # 385382		08/08/2024	10/11/2024	10/11/2024		10/21/2024	609.32
2383 - Illinois State Bar Association	263937	Family Law Toolkit 2024	Paid by Check # 385382		08/30/2024	10/11/2024	10/11/2024		10/21/2024	54.13
4553 - Richard E. Flamm dba Banks & Jordan Law Pub. Co.	J290R108	Judicial Disqualification 3d 2024 pp, Recusal Disqualification24	Paid by Check # 385408		08/30/2024	10/10/2024	10/10/2024		10/21/2024	219.65
								Account 60050 - Books and Subscriptions Totals	Invoice Transactions 7	<u>\$1,281.85</u>



Judiciary & Public Safety A/P by GL Distribution

Payment Date Range 10/01/24 - 10/31/24

Vendor	Invoice No.	Invoice Description	Status	Held Reason	Invoice Date	Due Date	G/L Date	Received Date	Payment Date	Invoice Amount
Fund 250 - Law Library										
Department 370 - Law Library										
Sub-Department 370 - Law Library										
Account 60230 - Food										
3509 - DS Services of America, Inc. dba Primo Water NA	23849186 080324	water: July 2024	Paid by EFT # 91552		08/03/2024	08/16/2024	08/16/2024		10/21/2024	17.96
							Account 60230 - Food Totals	Invoice Transactions	1	<u>\$17.96</u>
							Sub-Department 370 - Law Library Totals	Invoice Transactions	27	<u>\$4,548.47</u>
							Department 370 - Law Library Totals	Invoice Transactions	27	<u>\$4,548.47</u>
							Fund 250 - Law Library Totals	Invoice Transactions	27	<u>\$4,548.47</u>
Fund 264 - Cannabis Regulation - Local										
Department 380 - Sheriff										
Sub-Department 264 - Cannabis Regulation-Local										
Account 60010 - Operating Supplies										
1667 - Debra P. Hogan	081524	Operating Supplies	Paid by EFT # 91609		08/15/2024	10/10/2024	10/10/2024		10/21/2024	72.50
							Account 60010 - Operating Supplies Totals	Invoice Transactions	1	<u>\$72.50</u>
							Sub-Department 264 - Cannabis Regulation-Local Totals	Invoice Transactions	1	<u>\$72.50</u>
							Department 380 - Sheriff Totals	Invoice Transactions	1	<u>\$72.50</u>
							Fund 264 - Cannabis Regulation - Local Totals	Invoice Transactions	1	<u>\$72.50</u>
Fund 265 - Sheriff DEF Federal - Treasury										
Department 380 - Sheriff										
Sub-Department 394 - DEF Federal - Treasury										
Account 60010 - Operating Supplies										
13949 - Crash Data Group, Inc.	INV13378	Operating Supplies	Paid by EFT # 91219		07/02/2024	09/26/2024	09/26/2024		10/07/2024	3,020.00
3229 - Petty Cash-Sheriff	092424	Operating Supplies	Paid by Check # 385296		09/24/2024	09/27/2024	09/27/2024		10/07/2024	10,395.00
14558 - L3 Technologies, Inc. dba Integrated Vision	PROF7161	Operating Supplies	Paid by Check # 385390		08/28/2024	10/07/2024	10/07/2024		10/21/2024	18,796.00
							Account 60010 - Operating Supplies Totals	Invoice Transactions	3	<u>\$32,211.00</u>
							Sub-Department 394 - DEF Federal - Treasury Totals	Invoice Transactions	3	<u>\$32,211.00</u>
							Department 380 - Sheriff Totals	Invoice Transactions	3	<u>\$32,211.00</u>
							Fund 265 - Sheriff DEF Federal - Treasury Totals	Invoice Transactions	3	<u>\$32,211.00</u>
Fund 269 - Kane Comm										
Department 425 - Kane Comm										
Sub-Department 426 - Kane Comm										
Account 50150 - Contractual/Consulting Services										
1604 - Motorola Solutions Inc	8704520240801	MPLS - T1 from radio consoles to Motorola network -Sept	Paid by EFT # 91331		09/01/2024	09/27/2024	09/27/2024		10/07/2024	1,400.00



Judiciary & Public Safety A/P by GL Distribution

Payment Date Range 10/01/24 - 10/31/24

Vendor	Invoice No.	Invoice Description	Status	Held Reason	Invoice Date	Due Date	G/L Date	Received Date	Payment Date	Invoice Amount
Fund 269 - Kane Comm										
Department 425 - Kane Comm										
Sub-Department 426 - Kane Comm										
Account 50150 - Contractual/Consulting Services										
11058 - JP Morgan Chase Bank N.A.	7588-MG-09/24	08/31/2024-09/30/2024 September Charges	Paid by EFT # 91626		09/30/2024	10/11/2024	10/11/2024		10/21/2024	17.91
								Account 50150 - Contractual/Consulting Services Totals	Invoice Transactions 2	<u>\$1,417.91</u>
Account 52140 - Repairs and Maint- Copiers										
13153 - Toshiba America Business Solutions, Inc	6373303	CPC Billing	Paid by EFT # 91409		09/04/2024	09/27/2024	09/27/2024		10/07/2024	515.19
								Account 52140 - Repairs and Maint- Copiers Totals	Invoice Transactions 1	<u>\$515.19</u>
Account 52190 - Equipment Rental										
10725 - I-355 & 143rd, LLC	2024-107	Tower Leasing at our Plato Tower site	Paid by EFT # 91283		01/01/2024	09/27/2024	09/27/2024		10/07/2024	29,172.96
								Account 52190 - Equipment Rental Totals	Invoice Transactions 1	<u>\$29,172.96</u>
Account 53100 - Conferences and Meetings										
11058 - JP Morgan Chase Bank N.A.	7588-MG-09/24	08/31/2024-09/30/2024 September Charges	Paid by EFT # 91626		09/30/2024	10/11/2024	10/11/2024		10/21/2024	359.52
								Account 53100 - Conferences and Meetings Totals	Invoice Transactions 1	<u>\$359.52</u>
Account 53110 - Employee Training										
10827 - Mary Keating	090924	PEV for IDPH Recertification	Paid by EFT # 91301		09/09/2024	09/27/2024	09/27/2024		10/07/2024	21.00
11058 - JP Morgan Chase Bank N.A.	7588-MG-09/24	08/31/2024-09/30/2024 September Charges	Paid by EFT # 91626		09/30/2024	10/11/2024	10/11/2024		10/21/2024	10.00
								Account 53110 - Employee Training Totals	Invoice Transactions 2	<u>\$31.00</u>
Account 53160 - Pre-Employment Physicals										
11058 - JP Morgan Chase Bank N.A.	7588-MG-09/24	08/31/2024-09/30/2024 September Charges	Paid by EFT # 91626		09/30/2024	10/11/2024	10/11/2024		10/21/2024	49.00
								Account 53160 - Pre-Employment Physicals Totals	Invoice Transactions 1	<u>\$49.00</u>
Account 60000 - Office Supplies										
11058 - JP Morgan Chase Bank N.A.	7588-MG-09/24	08/31/2024-09/30/2024 September Charges	Paid by EFT # 91626		09/30/2024	10/11/2024	10/11/2024		10/21/2024	75.18
								Account 60000 - Office Supplies Totals	Invoice Transactions 1	<u>\$75.18</u>
Account 60080 - Employee Recognition Supplies										
11058 - JP Morgan Chase Bank N.A.	7588-MG-09/24	08/31/2024-09/30/2024 September Charges	Paid by EFT # 91626		09/30/2024	10/11/2024	10/11/2024		10/21/2024	53.82
								Account 60080 - Employee Recognition Supplies Totals	Invoice Transactions 1	<u>\$53.82</u>



Judiciary & Public Safety A/P by GL Distribution

Payment Date Range 10/01/24 - 10/31/24

Vendor	Invoice No.	Invoice Description	Status	Held Reason	Invoice Date	Due Date	G/L Date	Received Date	Payment Date	Invoice Amount
Fund 269 - Kane Comm										
Department 425 - Kane Comm										
Sub-Department 426 - Kane Comm										
Account 70120 - Special Purpose Equipment										
13646 - TranSmart, LLC	3B	Fiber Interconnection Project	Paid by EFT # 91771		12/15/2023	10/09/2024	10/09/2024		10/21/2024	14,500.00
							Account 70120 - Special Purpose Equipment Totals		Invoice Transactions 1	<u>\$14,500.00</u>
							Sub-Department 426 - Kane Comm Totals		Invoice Transactions 11	<u>\$46,174.58</u>
							Department 425 - Kane Comm Totals		Invoice Transactions 11	<u>\$46,174.58</u>
							Fund 269 - Kane Comm Totals		Invoice Transactions 11	<u>\$46,174.58</u>
Fund 270 - Probation Services										
Department 430 - Court Services										
Sub-Department 460 - Probation Services										
Account 50150 - Contractual/Consulting Services										
12830 - Nickerson & Associates P C	08232024	JUL24 COUNSELING	Paid by EFT # 91338		08/23/2024	09/19/2024	09/19/2024	09/19/2024	10/07/2024	22,215.00
5720 - Care Clinics, Inc.	09092024 CMW	SEP24 EVALUATION	Paid by Check # 385253		09/09/2024	09/16/2024	09/16/2024	09/16/2024	10/07/2024	125.00
5720 - Care Clinics, Inc.	09182024 CM	SEP24 DUI EVALUATION	Paid by Check # 385338		09/18/2024	10/08/2024	10/08/2024	10/08/2024	10/21/2024	100.00
1602 - Language Line Services	11407791	9020594131 SEP24 OVER THE PHONE INTERPRETATION	Paid by Check # 385391		09/30/2024	10/07/2024	10/07/2024	10/07/2024	10/21/2024	2,686.44
8973 - Braden Counseling Center, P.C.	KC09112024	3880 AUG24 DUI EVALUATION	Paid by EFT # 91499		09/01/2024	09/30/2024	09/30/2024	09/30/2024	10/21/2024	150.00
8973 - Braden Counseling Center, P.C.	KC09242024	4034 AUG24 DUI EVALUATION	Paid by EFT # 91499		09/24/2024	09/30/2024	09/30/2024	09/30/2024	10/21/2024	150.00
							Account 50150 - Contractual/Consulting Services Totals		Invoice Transactions 6	<u>\$25,426.44</u>
Account 50200 - Psychological/Psychiatric Svcs										
14013 - About Behavioral Change, NFP	3783		Paid by EFT # 91145		09/03/2024	09/16/2024	09/16/2024	09/16/2024	10/07/2024	300.00
7238 - About Change Counseling	0201		Paid by Check # 385236		08/26/2024	09/16/2024	09/16/2024	09/16/2024	10/07/2024	240.00
7238 - About Change Counseling	0202		Paid by Check # 385236		08/26/2024	09/16/2024	09/16/2024	09/16/2024	10/07/2024	120.00
7238 - About Change Counseling	0203		Paid by Check # 385236		08/26/2024	09/16/2024	09/16/2024	09/16/2024	10/07/2024	360.00
7238 - About Change Counseling	0204		Paid by Check # 385236		08/26/2024	09/16/2024	09/16/2024	09/16/2024	10/07/2024	368.00
7238 - About Change Counseling	0205		Paid by Check # 385236		08/26/2024	09/16/2024	09/16/2024	09/16/2024	10/07/2024	420.00
7238 - About Change Counseling	164		Paid by Check # 385236		09/10/2024	09/16/2024	09/16/2024	09/16/2024	10/07/2024	150.00



Judiciary & Public Safety A/P by GL Distribution

Payment Date Range 10/01/24 - 10/31/24

Vendor	Invoice No.	Invoice Description	Status	Held Reason	Invoice Date	Due Date	G/L Date	Received Date	Payment Date	Invoice Amount
Fund 270 - Probation Services										
Department 430 - Court Services										
Sub-Department 460 - Probation Services										
Account 50200 - Psychological/Psychiatric Svcs										
7238 - About Change Counseling	0208		Paid by Check # 385236		09/13/2024	09/17/2024	09/17/2024	09/17/2024	10/07/2024	300.00
7238 - About Change Counseling	0209		Paid by Check # 385236		09/13/2024	09/17/2024	09/17/2024	09/17/2024	10/07/2024	360.00
7238 - About Change Counseling	0210		Paid by Check # 385236		09/13/2024	09/17/2024	09/17/2024	09/17/2024	10/07/2024	322.00
7238 - About Change Counseling	0211		Paid by Check # 385236		09/13/2024	09/17/2024	09/17/2024	09/17/2024	10/07/2024	230.00
7238 - About Change Counseling	0212		Paid by Check # 385236		09/13/2024	09/17/2024	09/17/2024	09/17/2024	10/07/2024	506.00
7238 - About Change Counseling	0213		Paid by Check # 385236		09/14/2024	09/17/2024	09/17/2024	09/17/2024	10/07/2024	552.00
7238 - About Change Counseling	0214		Paid by Check # 385236		09/14/2024	09/17/2024	09/17/2024	09/17/2024	10/07/2024	150.00
1260 - Mutual Ground, Inc.	164 AUG24		Paid by EFT # 91334		08/30/2024	09/17/2024	09/17/2024	09/17/2024	10/07/2024	93.44
1260 - Mutual Ground, Inc.	435 AUG24		Paid by EFT # 91334		08/30/2024	09/17/2024	09/17/2024	09/17/2024	10/07/2024	75.00
1260 - Mutual Ground, Inc.	435 AUG24 SAAEEP		Paid by EFT # 91334		09/01/2024	09/23/2024	09/23/2024	09/23/2024	10/07/2024	65.00
13247 - The IDS Group Aurora	2024-300		Paid by EFT # 91404		09/08/2024	09/16/2024	09/16/2024	09/16/2024	10/07/2024	1,150.00
13247 - The IDS Group Aurora	2024-301		Paid by EFT # 91404		09/08/2024	09/16/2024	09/16/2024	09/16/2024	10/07/2024	1,000.00
13247 - The IDS Group Aurora	2024-302		Paid by EFT # 91404		09/08/2024	09/16/2024	09/16/2024	09/16/2024	10/07/2024	300.00
13247 - The IDS Group Aurora	2024-303		Paid by EFT # 91404		09/08/2024	09/16/2024	09/16/2024	09/16/2024	10/07/2024	150.00
13247 - The IDS Group Aurora	2024-304		Paid by EFT # 91404		09/08/2024	09/16/2024	09/16/2024	09/16/2024	10/07/2024	150.00
13247 - The IDS Group Aurora	2024-305		Paid by EFT # 91404		09/08/2024	09/16/2024	09/16/2024	09/16/2024	10/07/2024	150.00
13247 - The IDS Group Aurora	2024-306		Paid by EFT # 91404		09/08/2024	09/16/2024	09/16/2024	09/16/2024	10/07/2024	350.00
1255 - Community Crisis Center, Inc.	09052024 AW		Paid by EFT # 91211		09/05/2024	09/16/2024	09/16/2024	09/16/2024	10/07/2024	105.00
1255 - Community Crisis Center, Inc.	09052024 CG		Paid by EFT # 91211		09/05/2024	09/16/2024	09/16/2024	09/16/2024	10/07/2024	200.00
1255 - Community Crisis Center, Inc.	09052024 DA		Paid by EFT # 91211		09/05/2024	09/16/2024	09/16/2024	09/16/2024	10/07/2024	105.00
1255 - Community Crisis Center, Inc.	09052024 EB		Paid by EFT # 91211		09/05/2024	09/16/2024	09/16/2024	09/16/2024	10/07/2024	105.00



Judiciary & Public Safety A/P by GL Distribution

Payment Date Range 10/01/24 - 10/31/24

Vendor	Invoice No.	Invoice Description	Status	Held Reason	Invoice Date	Due Date	G/L Date	Received Date	Payment Date	Invoice Amount
Fund 270 - Probation Services										
Department 430 - Court Services										
Sub-Department 460 - Probation Services										
Account 50200 - Psychological/Psychiatric Svcs										
1255 - Community Crisis Center, Inc.	09052024 JB		Paid by EFT #		09/05/2024	09/16/2024	09/16/2024	09/16/2024	10/07/2024	70.00
			91211							
1255 - Community Crisis Center, Inc.	09052024 JCG		Paid by EFT #		09/05/2024	09/16/2024	09/16/2024	09/16/2024	10/07/2024	105.00
			91211							
1255 - Community Crisis Center, Inc.	09052024 JFS		Paid by EFT #		09/05/2024	09/16/2024	09/16/2024	09/16/2024	10/07/2024	175.00
			91211							
1255 - Community Crisis Center, Inc.	09052024 JG		Paid by EFT #		09/05/2024	09/16/2024	09/16/2024	09/16/2024	10/07/2024	140.00
			91211							
1255 - Community Crisis Center, Inc.	09052024 MR		Paid by EFT #		09/05/2024	09/16/2024	09/16/2024	09/16/2024	10/07/2024	175.00
			91211							
1255 - Community Crisis Center, Inc.	09052024 SB		Paid by EFT #		09/05/2024	09/16/2024	09/16/2024	09/16/2024	10/07/2024	35.00
			91211							
1255 - Community Crisis Center, Inc.	09052024 TC		Paid by EFT #		09/05/2024	09/16/2024	09/16/2024	09/16/2024	10/07/2024	140.00
			91211							
1639 - Family Counseling Services of Aurora	09092024 AC		Paid by EFT #		09/09/2024	09/17/2024	09/17/2024	09/17/2024	10/07/2024	60.00
			91245							
1639 - Family Counseling Services of Aurora	09092024 CC		Paid by EFT #		09/09/2024	09/17/2024	09/17/2024	09/17/2024	10/07/2024	120.00
			91245							
1639 - Family Counseling Services of Aurora	09092024 DB		Paid by EFT #		09/09/2024	09/17/2024	09/17/2024	09/17/2024	10/07/2024	120.00
			91245							
1639 - Family Counseling Services of Aurora	09092024 DG		Paid by EFT #		09/09/2024	09/17/2024	09/17/2024	09/17/2024	10/07/2024	240.00
			91245							
1639 - Family Counseling Services of Aurora	09092024 DM		Paid by EFT #		09/09/2024	09/17/2024	09/17/2024	09/17/2024	10/07/2024	180.00
			91245							
1639 - Family Counseling Services of Aurora	09092024 ER		Paid by EFT #		09/09/2024	09/17/2024	09/17/2024	09/17/2024	10/07/2024	180.00
			91245							
1639 - Family Counseling Services of Aurora	09092024 HW		Paid by EFT #		09/09/2024	09/17/2024	09/17/2024	09/17/2024	10/07/2024	120.00
			91245							
1639 - Family Counseling Services of Aurora	09092024 IT		Paid by EFT #		09/09/2024	09/17/2024	09/17/2024	09/17/2024	10/07/2024	75.00
			91245							
1639 - Family Counseling Services of Aurora	09092024 JBe		Paid by EFT #		09/09/2024	09/17/2024	09/17/2024	09/17/2024	10/07/2024	240.00
			91245							
1639 - Family Counseling Services of Aurora	09092024 JBl		Paid by EFT #		09/09/2024	09/17/2024	09/17/2024	09/17/2024	10/07/2024	240.00
			91245							
1639 - Family Counseling Services of Aurora	09092024 JC		Paid by EFT #		09/09/2024	09/17/2024	09/17/2024	09/17/2024	10/07/2024	180.00
			91245							
1639 - Family Counseling Services of Aurora	09092024 JCA		Paid by EFT #		09/09/2024	09/17/2024	09/17/2024	09/17/2024	10/07/2024	60.00
			91245							
1639 - Family Counseling Services of Aurora	09092024 JCB		Paid by EFT #		09/09/2024	09/17/2024	09/17/2024	09/17/2024	10/07/2024	180.00
			91245							
1639 - Family Counseling Services of Aurora	09092024 JG		Paid by EFT #		09/09/2024	09/17/2024	09/17/2024	09/17/2024	10/07/2024	75.00
			91245							



Judiciary & Public Safety A/P by GL Distribution

Payment Date Range 10/01/24 - 10/31/24

Vendor	Invoice No.	Invoice Description	Status	Held Reason	Invoice Date	Due Date	G/L Date	Received Date	Payment Date	Invoice Amount
Fund 270 - Probation Services										
Department 430 - Court Services										
Sub-Department 460 - Probation Services										
Account 50200 - Psychological/Psychiatric Srvs										
1639 - Family Counseling Services of Aurora	09092024 JMu	[REDACTED]	Paid by EFT # 91245		09/09/2024	09/17/2024	09/17/2024	09/17/2024	10/07/2024	180.00
1639 - Family Counseling Services of Aurora	09092024 JP	[REDACTED]	Paid by EFT # 91245		09/09/2024	09/17/2024	09/17/2024	09/17/2024	10/07/2024	180.00
1639 - Family Counseling Services of Aurora	09092024 JPC	[REDACTED]	Paid by EFT # 91245		09/09/2024	09/17/2024	09/17/2024	09/17/2024	10/07/2024	180.00
1639 - Family Counseling Services of Aurora	09092024 JR	[REDACTED]	Paid by EFT # 91245		09/09/2024	09/17/2024	09/17/2024	09/17/2024	10/07/2024	240.00
1639 - Family Counseling Services of Aurora	09092024 KR	[REDACTED]	Paid by EFT # 91245		09/09/2024	09/17/2024	09/17/2024	09/17/2024	10/07/2024	240.00
1639 - Family Counseling Services of Aurora	09092024 MGA	[REDACTED]	Paid by EFT # 91245		09/09/2024	09/17/2024	09/17/2024	09/17/2024	10/07/2024	120.00
1639 - Family Counseling Services of Aurora	09092024 MGe	[REDACTED]	Paid by EFT # 91245		09/09/2024	09/17/2024	09/17/2024	09/17/2024	10/07/2024	120.00
1639 - Family Counseling Services of Aurora	09092024 MGo	[REDACTED]	Paid by EFT # 91245		09/09/2024	09/17/2024	09/17/2024	09/17/2024	10/07/2024	240.00
1639 - Family Counseling Services of Aurora	09092024 MJM	[REDACTED]	Paid by EFT # 91245		09/09/2024	09/17/2024	09/17/2024	09/17/2024	10/07/2024	180.00
1639 - Family Counseling Services of Aurora	09092024 PM	[REDACTED]	Paid by EFT # 91245		09/09/2024	09/17/2024	09/17/2024	09/17/2024	10/07/2024	120.00
1639 - Family Counseling Services of Aurora	09092024 RK	[REDACTED]	Paid by EFT # 91245		09/09/2024	09/17/2024	09/17/2024	09/17/2024	10/07/2024	180.00
1639 - Family Counseling Services of Aurora	09092024 RRjr	[REDACTED]	Paid by EFT # 91245		09/09/2024	09/17/2024	09/17/2024	09/17/2024	10/07/2024	180.00
1639 - Family Counseling Services of Aurora	09092024 SZ	[REDACTED]	Paid by EFT # 91245		09/09/2024	09/17/2024	09/17/2024	09/17/2024	10/07/2024	240.00
1639 - Family Counseling Services of Aurora	09092024 UC	[REDACTED]	Paid by EFT # 91245		09/09/2024	09/17/2024	09/17/2024	09/17/2024	10/07/2024	300.00
1639 - Family Counseling Services of Aurora	09092024 VCB	[REDACTED]	Paid by EFT # 91245		09/09/2024	09/17/2024	09/17/2024	09/17/2024	10/07/2024	180.00
8613 - Latino Treatment Center	00026a	[REDACTED]	Paid by EFT # 91645		09/30/2024	10/09/2024	10/09/2024	10/09/2024	10/21/2024	180.00
8613 - Latino Treatment Center	00027	[REDACTED]	Paid by EFT # 91645		09/30/2024	10/09/2024	10/09/2024	10/09/2024	10/21/2024	500.00
8613 - Latino Treatment Center	00028a	[REDACTED]	Paid by EFT # 91645		09/30/2024	10/09/2024	10/09/2024	10/09/2024	10/21/2024	300.00
1255 - Community Crisis Center, Inc.	10032024 CG	[REDACTED]	Paid by EFT # 91528		10/03/2024	10/09/2024	10/09/2024	10/09/2024	10/21/2024	200.00
1255 - Community Crisis Center, Inc.	10032024 DA	[REDACTED]	Paid by EFT # 91528		10/03/2024	10/09/2024	10/09/2024	10/09/2024	10/21/2024	105.00



Judiciary & Public Safety A/P by GL Distribution

Payment Date Range 10/01/24 - 10/31/24

Vendor	Invoice No.	Invoice Description	Status	Held Reason	Invoice Date	Due Date	G/L Date	Received Date	Payment Date	Invoice Amount
Fund 270 - Probation Services										
Department 430 - Court Services										
Sub-Department 460 - Probation Services										
Account 50200 - Psychological/Psychiatric Svcs										
1255 - Community Crisis Center, Inc.	10032024 JB		Paid by EFT # 91528		10/03/2024	10/09/2024	10/09/2024	10/09/2024	10/21/2024	70.00
1255 - Community Crisis Center, Inc.	10032024 JCG		Paid by EFT # 91528		10/03/2024	10/09/2024	10/09/2024	10/09/2024	10/21/2024	140.00
1255 - Community Crisis Center, Inc.	10032024 JFS		Paid by EFT # 91528		10/03/2024	10/09/2024	10/09/2024	10/09/2024	10/21/2024	105.00
1255 - Community Crisis Center, Inc.	10032024 JG		Paid by EFT # 91528		10/03/2024	10/09/2024	10/09/2024	10/09/2024	10/21/2024	35.00
1255 - Community Crisis Center, Inc.	10032024 MR		Paid by EFT # 91528		10/03/2024	10/09/2024	10/09/2024	10/09/2024	10/21/2024	105.00
1255 - Community Crisis Center, Inc.	10032024 SB		Paid by EFT # 91528		10/03/2024	10/09/2024	10/09/2024	10/09/2024	10/21/2024	105.00
1260 - Mutual Ground, Inc.	324 SEP24		Paid by EFT # 91677		10/01/2024	10/09/2024	10/09/2024	10/09/2024	10/21/2024	36.88
1260 - Mutual Ground, Inc.	435 SEP24		Paid by EFT # 91677		10/01/2024	10/09/2024	10/09/2024	10/09/2024	10/21/2024	313.20
1260 - Mutual Ground, Inc.	439 SEP24		Paid by EFT # 91677		10/01/2024	10/09/2024	10/09/2024	10/09/2024	10/21/2024	36.88
1260 - Mutual Ground, Inc.	451 SEP24		Paid by EFT # 91677		10/01/2024	10/09/2024	10/09/2024	10/09/2024	10/21/2024	75.00
7238 - About Change Counseling	0206		Paid by Check # 385324		08/29/2024	10/08/2024	10/08/2024	10/08/2024	10/21/2024	240.00
7238 - About Change Counseling	0215		Paid by Check # 385324		10/08/2024	10/08/2024	10/08/2024	10/08/2024	10/21/2024	414.00
7238 - About Change Counseling	0216		Paid by Check # 385324		10/08/2024	10/08/2024	10/08/2024	10/08/2024	10/21/2024	360.00
7238 - About Change Counseling	0217		Paid by Check # 385324		10/08/2024	10/08/2024	10/08/2024	10/08/2024	10/21/2024	120.00
7238 - About Change Counseling	0218		Paid by Check # 385324		10/08/2024	10/08/2024	10/08/2024	10/08/2024	10/21/2024	460.00
7238 - About Change Counseling	0219		Paid by Check # 385324		10/08/2024	10/08/2024	10/08/2024	10/08/2024	10/21/2024	506.00
13851 - Addiction Recovery Services, Inc.	122		Paid by EFT # 91457		05/15/2024	10/07/2024	10/07/2024	10/07/2024	10/21/2024	450.00
4193 - Associates in Behavioral Health Care ABC - DUI	14170		Paid by EFT # 91477		09/12/2024	10/08/2024	10/08/2024	10/08/2024	10/21/2024	400.00
8973 - Braden Counseling Center, P.C.	KC09042024		Paid by EFT # 91499		09/04/2024	09/30/2024	09/30/2024	09/30/2024	10/21/2024	50.00
8973 - Braden Counseling Center, P.C.	KC09042024-2		Paid by EFT # 91499		09/04/2024	09/30/2024	09/30/2024	09/30/2024	10/21/2024	75.00



Judiciary & Public Safety A/P by GL Distribution

Payment Date Range 10/01/24 - 10/31/24

Vendor	Invoice No.	Invoice Description	Status	Held Reason	Invoice Date	Due Date	G/L Date	Received Date	Payment Date	Invoice Amount
Fund 270 - Probation Services										
Department 430 - Court Services										
Sub-Department 460 - Probation Services										
Account 50200 - Psychological/Psychiatric Svcs										
8973 - Braden Counseling Center, P.C.	KC09042024-3		Paid by EFT # 91499		09/25/2024	09/30/2024	09/30/2024	09/30/2024	10/21/2024	135.00
8973 - Braden Counseling Center, P.C.	KC09042024-4		Paid by EFT # 91499		09/04/2024	09/30/2024	09/30/2024	09/30/2024	10/21/2024	75.00
8973 - Braden Counseling Center, P.C.	KC09042024-5		Paid by EFT # 91499		09/04/2024	09/30/2024	09/30/2024	09/30/2024	10/21/2024	240.00
8973 - Braden Counseling Center, P.C.	KC09042024-6		Paid by EFT # 91499		09/04/2024	09/30/2024	09/30/2024	09/30/2024	10/21/2024	75.00
8973 - Braden Counseling Center, P.C.	KC09042024-7		Paid by EFT # 91499		09/04/2024	09/30/2024	09/30/2024	09/30/2024	10/21/2024	150.00
8973 - Braden Counseling Center, P.C.	KC09042024-8		Paid by EFT # 91499		09/04/2024	09/30/2024	09/30/2024	09/30/2024	10/21/2024	150.00
8973 - Braden Counseling Center, P.C.	KC09062024		Paid by EFT # 91499		09/06/2024	09/30/2024	09/30/2024	09/30/2024	10/21/2024	90.00
8973 - Braden Counseling Center, P.C.	KC09062024-1		Paid by EFT # 91499		09/06/2024	09/30/2024	09/30/2024	09/30/2024	10/21/2024	60.00
8973 - Braden Counseling Center, P.C.	KC09062024-2		Paid by EFT # 91499		09/06/2024	09/30/2024	09/30/2024	09/30/2024	10/21/2024	60.00
8973 - Braden Counseling Center, P.C.	KC09062024-3		Paid by EFT # 91499		09/01/2024	09/30/2024	09/30/2024	09/30/2024	10/21/2024	60.00
8973 - Braden Counseling Center, P.C.	KC09102024		Paid by EFT # 91499		09/10/2024	09/30/2024	09/30/2024	09/30/2024	10/21/2024	75.00
8973 - Braden Counseling Center, P.C.	KC09102024-1		Paid by EFT # 91499		09/10/2024	09/30/2024	09/30/2024	09/30/2024	10/21/2024	200.00
8973 - Braden Counseling Center, P.C.	KC09102024-10		Paid by EFT # 91499		09/01/2024	09/30/2024	09/30/2024	09/30/2024	10/21/2024	75.00
8973 - Braden Counseling Center, P.C.	KC09102024-12		Paid by EFT # 91499		09/01/2024	09/30/2024	09/30/2024	09/30/2024	10/21/2024	300.00
8973 - Braden Counseling Center, P.C.	KC09102024-13		Paid by EFT # 91499		09/01/2024	09/30/2024	09/30/2024	09/30/2024	10/21/2024	750.00
8973 - Braden Counseling Center, P.C.	KC09102024-3		Paid by EFT # 91499		09/10/2024	09/30/2024	09/30/2024	09/30/2024	10/21/2024	600.00
8973 - Braden Counseling Center, P.C.	KC09102024-6		Paid by EFT # 91499		09/10/2024	09/30/2024	09/30/2024	09/30/2024	10/21/2024	300.00
8973 - Braden Counseling Center, P.C.	KC09102024-8		Paid by EFT # 91499		09/01/2024	09/30/2024	09/30/2024	09/30/2024	10/21/2024	180.00
8973 - Braden Counseling Center, P.C.	KC09102024-11		Paid by EFT # 91499		09/01/2024	10/02/2024	10/02/2024	09/30/2024	10/21/2024	335.00
8973 - Braden Counseling Center, P.C.	KC09242024-1		Paid by EFT # 91499		09/24/2024	10/08/2024	10/08/2024	10/08/2024	10/21/2024	85.00
8973 - Braden Counseling Center, P.C.	KC09242024b		Paid by EFT # 91499		09/24/2024	10/08/2024	10/08/2024	10/08/2024	10/21/2024	85.00



Judiciary & Public Safety A/P by GL Distribution

Payment Date Range 10/01/24 - 10/31/24

Vendor	Invoice No.	Invoice Description	Status	Held Reason	Invoice Date	Due Date	G/L Date	Received Date	Payment Date	Invoice Amount	
Fund 270 - Probation Services											
Department 430 - Court Services											
Sub-Department 460 - Probation Services											
Account 50200 - Psychological/Psychiatric Svcs											
5720 - Care Clinics, Inc.	05082024 JP	[REDACTED]	Paid by Check # 385338		05/08/2024	05/20/2024	05/20/2024	05/20/2024	10/21/2024	1,465.00	
5720 - Care Clinics, Inc.	09262024 AR	[REDACTED]	Paid by Check # 385338		09/26/2024	10/07/2024	10/07/2024	10/07/2024	10/21/2024	765.00	
5720 - Care Clinics, Inc.	09262024 EAL	[REDACTED]	Paid by Check # 385338		09/26/2024	10/07/2024	10/07/2024	10/07/2024	10/21/2024	790.00	
5720 - Care Clinics, Inc.	03192024 JLG	[REDACTED]	Paid by Check # 385338		03/19/2024	10/08/2024	10/08/2024	10/08/2024	10/21/2024	615.00	
5720 - Care Clinics, Inc.	09262024 JS	[REDACTED]	Paid by Check # 385338		09/26/2024	10/08/2024	10/08/2024	10/08/2024	10/21/2024	1,285.00	
5720 - Care Clinics, Inc.	09262024 MZ	[REDACTED]	Paid by Check # 385338		09/26/2024	10/08/2024	10/08/2024	10/08/2024	10/21/2024	90.00	
5720 - Care Clinics, Inc.	10022024 AFD	[REDACTED]	Paid by Check # 385338		10/02/2024	10/08/2024	10/08/2024	10/08/2024	10/21/2024	125.00	
5720 - Care Clinics, Inc.	10032024 EB	[REDACTED]	Paid by Check # 385338		10/03/2024	10/08/2024	10/08/2024	10/08/2024	10/21/2024	125.00	
14013 - About Behavioral Change, NFP	2132	[REDACTED]	Paid by EFT # 91454		12/21/2023	10/07/2024	10/07/2024	10/07/2024	10/21/2024	415.00	
14013 - About Behavioral Change, NFP	2496	[REDACTED]	Paid by EFT # 91454		03/02/2024	10/07/2024	10/07/2024	10/07/2024	10/21/2024	245.00	
14013 - About Behavioral Change, NFP	3161	[REDACTED]	Paid by EFT # 91454		06/11/2024	10/07/2024	10/07/2024	10/07/2024	10/21/2024	140.00	
14013 - About Behavioral Change, NFP	3162	[REDACTED]	Paid by EFT # 91454		06/11/2024	10/07/2024	10/07/2024	10/07/2024	10/21/2024	245.00	
14013 - About Behavioral Change, NFP	3163	[REDACTED]	Paid by EFT # 91454		06/11/2024	10/07/2024	10/07/2024	10/07/2024	10/21/2024	280.00	
14013 - About Behavioral Change, NFP	3788	[REDACTED]	Paid by EFT # 91454		09/03/2024	10/07/2024	10/07/2024	10/07/2024	10/21/2024	420.00	
14013 - About Behavioral Change, NFP	3791	[REDACTED]	Paid by EFT # 91454		09/03/2024	10/07/2024	10/07/2024	10/07/2024	10/21/2024	695.00	
14013 - About Behavioral Change, NFP	3789	[REDACTED]	Paid by EFT # 91454		09/03/2024	10/08/2024	10/08/2024	10/08/2024	10/21/2024	315.00	
									Account 50200 - Psychological/Psychiatric Svcs Totals	Invoice Transactions 126	<u>\$31,643.40</u>
Account 50340 - Software Licensing Cost											
9658 - Tyler Technologies, Inc. (New World)	020-155027	CS PROJECT STATUS REPORTS MARCH 2024 TO JULY 2024	Paid by EFT # 91415		09/18/2024	09/26/2024	09/26/2024	09/26/2024	10/07/2024	19,701.00	



Judiciary & Public Safety A/P by GL Distribution

Payment Date Range 10/01/24 - 10/31/24

Vendor	Invoice No.	Invoice Description	Status	Held Reason	Invoice Date	Due Date	G/L Date	Received Date	Payment Date	Invoice Amount	
Fund 270 - Probation Services											
Department 430 - Court Services											
Sub-Department 460 - Probation Services											
Account 50340 - Software Licensing Cost											
9658 - Tyler Technologies, Inc. (New World)	020-154841	CS INITIAL CONFIGURATION COMPLETE	Paid by EFT # 91415		09/10/2024	09/26/2024	09/26/2024	09/26/2024	10/07/2024	14,712.00	
9133 - cFive Solutions Inc.	101496	QTRLY MAINTENANCE FEE FOR NOV24-JAN25	Paid by EFT # 91516		09/30/2024	10/09/2024	10/09/2024	10/09/2024	10/21/2024	17,031.76	
									Account 50340 - Software Licensing Cost Totals	Invoice Transactions 3	\$51,444.76
Account 50530 - Testing Services											
1595 - Abel Screening Inc	2253010	CLIENT #806952	Paid by EFT # 91453		09/26/2024	10/04/2024	10/04/2024	10/04/2024	10/21/2024	79.00	
1595 - Abel Screening Inc	2253011	CLIENT #806953	Paid by EFT # 91453		09/30/2024	10/04/2024	10/04/2024	10/04/2024	10/21/2024	79.00	
									Account 50530 - Testing Services Totals	Invoice Transactions 2	\$158.00
Account 60540 - Testing Materials											
1595 - Abel Screening Inc	2251812	CLIENT #806941	Paid by EFT # 91143		08/08/2024	09/26/2024	09/26/2024	09/26/2024	10/07/2024	79.00	
1595 - Abel Screening Inc	2251813	CLIENT #806943	Paid by EFT # 91143		08/08/2024	09/26/2024	09/26/2024	09/26/2024	10/07/2024	79.00	
1595 - Abel Screening Inc	2251814	CLIENT #806944	Paid by EFT # 91143		08/01/2024	09/26/2024	09/26/2024	09/26/2024	10/07/2024	79.00	
1595 - Abel Screening Inc	2251815	CLIENT #806945	Paid by EFT # 91143		08/01/2024	09/26/2024	09/26/2024	09/26/2024	10/07/2024	79.00	
1595 - Abel Screening Inc	2251816	CLIENT #806946	Paid by EFT # 91143		08/19/2024	09/26/2024	09/26/2024	09/26/2024	10/07/2024	79.00	
1595 - Abel Screening Inc	2251817	CLIENT #806947	Paid by EFT # 91143		08/27/2024	09/26/2024	09/26/2024	09/26/2024	10/07/2024	79.00	
1595 - Abel Screening Inc	2251818	CLIENT #806948	Paid by EFT # 91143		08/28/2024	09/26/2024	09/26/2024	09/26/2024	10/07/2024	79.00	
1595 - Abel Screening Inc	2251819	CLIENT #806949	Paid by EFT # 91143		08/29/2024	09/26/2024	09/26/2024	09/26/2024	10/07/2024	79.00	
									Account 60540 - Testing Materials Totals	Invoice Transactions 8	\$632.00
									Sub-Department 460 - Probation Services Totals	Invoice Transactions 145	\$109,304.60
									Department 430 - Court Services Totals	Invoice Transactions 145	\$109,304.60
									Fund 270 - Probation Services Totals	Invoice Transactions 145	\$109,304.60
Fund 273 - Drug Court Special Resources											
Department 430 - Court Services											
Sub-Department 464 - Adult Drug Court Spec Resources											
Account 50150 - Contractual/Consulting Services											
3521 - Ecker Center for Mental Health	24-08-30 DRC CMH	AUG24 SERVICES TO DRC PARTICIPANTS	Paid by EFT # 91235		08/30/2024	09/24/2024	09/24/2024	09/24/2024	10/07/2024	1,250.00	
1117 - Gateway Foundation	09042024 AUG24	DRC AUG24 AURORA KCDC FS 605	Paid by EFT # 91256		09/04/2024	09/24/2024	09/24/2024	09/24/2024	10/07/2024	1,670.00	



Judiciary & Public Safety A/P by GL Distribution

Payment Date Range 10/01/24 - 10/31/24

Vendor	Invoice No.	Invoice Description	Status	Held Reason	Invoice Date	Due Date	G/L Date	Received Date	Payment Date	Invoice Amount	
Fund 273 - Drug Court Special Resources											
Department 430 - Court Services											
Sub-Department 464 - Adult Drug Court Spec Resources											
Account 50150 - Contractual/Consulting Services											
3521 - Ecker Center for Mental Health	24-09-30 DRC	SEP24 SVCS TO DRC	Paid by EFT #		09/30/2024	10/01/2024	10/01/2024	10/01/2024	10/21/2024	1,250.00	
	CMH	PARTICIPANTS	91556								
3521 - Ecker Center for Mental Health	24-09-30	DRC SUPR SEP24 SVCS	Paid by EFT #		09/30/2024	10/01/2024	10/01/2024	10/01/2024	10/21/2024	528.54	
	KCDRC		91556								
3521 - Ecker Center for Mental Health	24-08-30	DRC AUG24 SUPR	Paid by EFT #		08/30/2024	10/08/2024	10/08/2024	10/08/2024	10/21/2024	528.59	
	KCDRC	SERVICES	91556								
								Account 50150 - Contractual/Consulting Services Totals		Invoice Transactions 5	\$5,227.13
Account 50200 - Psychological/Psychiatric Svcs											
5720 - Care Clinics, Inc.	05082024 MGA	[REDACTED]	Paid by Check # 385338		05/08/2024	05/23/2024	05/23/2024	05/23/2024	10/21/2024	1,465.00	
								Account 50200 - Psychological/Psychiatric Svcs Totals		Invoice Transactions 1	\$1,465.00
Account 50500 - Lab Services											
1062 - Redwood Toxicology Inc.	02021120248	20211 DRC AUG24 LABS	Paid by EFT # 91369		08/31/2024	09/24/2024	09/24/2024	09/24/2024	10/07/2024	4,156.47	
								Account 50500 - Lab Services Totals		Invoice Transactions 1	\$4,156.47
Account 50630 - Halfway House											
8022 - Serenity House Counseling Services, Inc.	1243	DRC 08/03-08/16/2024 HALFWAY HOUSE	Paid by EFT # 91745		08/13/2024	10/07/2024	10/07/2024	10/07/2024	10/21/2024	340.00	
								Account 50630 - Halfway House Totals		Invoice Transactions 1	\$340.00
Account 50640 - Residential Treatment											
1117 - Gateway Foundation	7420241041	DRC 09/17-09/30/2024 ROOM & BOARD	Paid by EFT # 91588		10/04/2024	10/04/2024	10/04/2024	10/04/2024	10/21/2024	1,428.00	
								Account 50640 - Residential Treatment Totals		Invoice Transactions 1	\$1,428.00
Account 53100 - Conferences and Meetings											
14080 - Alyssa Rae Andrews	100124	ALL RISE CONFERENCE, TRAVEL, BAGGAGE, MEALS	Paid by EFT # 91475		10/01/2024	10/01/2024	10/01/2024	10/04/2024	10/21/2024	286.50	
11058 - JP Morgan Chase Bank N.A.	3217-ES-09/24	CHICK-FIL-A, ALDI AMZN, UBER PARTY CITY, SHERATON, WYNDHAM, ROSA	Paid by EFT # 91626		09/30/2024	10/07/2024	10/07/2024	10/07/2024	10/21/2024	614.15	
								Account 53100 - Conferences and Meetings Totals		Invoice Transactions 2	\$900.65
Account 53110 - Employee Training											
14574 - Erick Cepeda	100224	AOIC BASIC TRAINING	Paid by EFT # 91515		10/02/2024	10/09/2024	10/09/2024	10/09/2024	10/21/2024	177.50	
11058 - JP Morgan Chase Bank N.A.	3217-ES-09/24	CHICK-FIL-A, ALDI AMZN, UBER PARTY CITY, SHERATON, WYNDHAM, ROSA	Paid by EFT # 91626		09/30/2024	10/07/2024	10/07/2024	10/07/2024	10/21/2024	324.93	
								Account 53110 - Employee Training Totals		Invoice Transactions 2	\$502.43



Judiciary & Public Safety A/P by GL Distribution

Payment Date Range 10/01/24 - 10/31/24

Vendor	Invoice No.	Invoice Description	Status	Held Reason	Invoice Date	Due Date	G/L Date	Received Date	Payment Date	Invoice Amount	
Fund 273 - Drug Court Special Resources											
Department 430 - Court Services											
Sub-Department 464 - Adult Drug Court Spec Resources											
Account 60450 - Drug Court Graduation Supplies											
11058 - JP Morgan Chase Bank N.A.	3217-ES-09/24	CHICK-FIL-A, ALDI AMZN, UBER PARTY CITY, SHERATON, WYNDHAM, ROSA	Paid by EFT # 91626		09/30/2024	10/07/2024	10/07/2024	10/07/2024	10/21/2024	35.57	
									Account 60450 - Drug Court Graduation Supplies Totals	Invoice Transactions 1	<u>\$35.57</u>
Account 60530 - Sanction Incentives											
11058 - JP Morgan Chase Bank N.A.	3217-ES-09/24	CHICK-FIL-A, ALDI AMZN, UBER PARTY CITY, SHERATON, WYNDHAM, ROSA	Paid by EFT # 91626		09/30/2024	10/07/2024	10/07/2024	10/07/2024	10/21/2024	208.68	
									Account 60530 - Sanction Incentives Totals	Invoice Transactions 1	<u>\$208.68</u>
Account 63040 - Fuel- Vehicles											
13021 - WEX BANK	100114001	710909-3 CS SEP24 FUEL	Paid by EFT # 91811		09/30/2024	10/02/2024	10/02/2024	10/01/2024	10/21/2024	35.56	
									Account 63040 - Fuel- Vehicles Totals	Invoice Transactions 1	<u>\$35.56</u>
									Sub-Department 464 - Adult Drug Court Spec Resources Totals	Invoice Transactions 16	<u>\$14,299.49</u>
									Department 430 - Court Services Totals	Invoice Transactions 16	<u>\$14,299.49</u>
									Fund 273 - Drug Court Special Resources Totals	Invoice Transactions 16	<u>\$14,299.49</u>
Fund 289 - Coroner Administration											
Department 490 - Coroner											
Sub-Department 491 - Coroner Administration											
Account 53100 - Conferences and Meetings											
11058 - JP Morgan Chase Bank N.A.	0062-RE-09/24	September 2024 Statement	Paid by EFT # 91626		09/30/2024	10/10/2024	10/03/2024		10/21/2024	1,770.00	
									Account 53100 - Conferences and Meetings Totals	Invoice Transactions 1	<u>\$1,770.00</u>
Account 53110 - Employee Training											
14506 - Glenn Edwards	091224A	Mileage	Paid by EFT # 91238		09/12/2024	09/27/2024	09/19/2024		10/07/2024	394.63	
14506 - Glenn Edwards	091224	employee training	Paid by EFT # 91238		09/12/2024	09/27/2024	09/19/2024		10/07/2024	54.49	
									Account 53110 - Employee Training Totals	Invoice Transactions 2	<u>\$449.12</u>
Account 55000 - Miscellaneous Contractual Exp											
1482 - Stericycle, Inc.	8008444205	Biohazard waste	Paid by Check # 385414		09/25/2024	10/10/2024	10/04/2024		10/21/2024	807.01	
									Account 55000 - Miscellaneous Contractual Exp Totals	Invoice Transactions 1	<u>\$807.01</u>
Account 60000 - Office Supplies											
11058 - JP Morgan Chase Bank N.A.	8338-LC-09/24	September 2024 Statement	Paid by EFT # 91626		09/30/2024	10/10/2024	10/03/2024		10/21/2024	51.12	
									Account 60000 - Office Supplies Totals	Invoice Transactions 1	<u>\$51.12</u>



Judiciary & Public Safety A/P by GL Distribution

Payment Date Range 10/01/24 - 10/31/24

Vendor	Invoice No.	Invoice Description	Status	Held Reason	Invoice Date	Due Date	G/L Date	Received Date	Payment Date	Invoice Amount	
Fund 289 - Coroner Administration											
Department 490 - Coroner											
Sub-Department 491 - Coroner Administration											
Account 60010 - Operating Supplies											
1334 - Shaw Suburban Media dba Shaw Media	082410083668	Operating Supplies	Paid by EFT # 91386		08/31/2024	09/27/2024	09/19/2024		10/07/2024	375.00	
11058 - JP Morgan Chase Bank N.A.	0062-RE-09/24	September 2024 Statement	Paid by EFT # 91626		09/30/2024	10/10/2024	10/03/2024		10/21/2024	633.00	
11058 - JP Morgan Chase Bank N.A.	8338-LC-09/24	September 2024 Statement	Paid by EFT # 91626		09/30/2024	10/10/2024	10/03/2024		10/21/2024	301.75	
									Account 60010 - Operating Supplies Totals	Invoice Transactions 3	<u>\$1,309.75</u>
Account 60210 - Uniform Supplies											
11058 - JP Morgan Chase Bank N.A.	0062-RE-09/24	September 2024 Statement	Paid by EFT # 91626		09/30/2024	10/10/2024	10/03/2024		10/21/2024	55.00	
									Account 60210 - Uniform Supplies Totals	Invoice Transactions 1	<u>\$55.00</u>
									Sub-Department 491 - Coroner Administration Totals	Invoice Transactions 9	<u>\$4,442.00</u>
									Department 490 - Coroner Totals	Invoice Transactions 9	<u>\$4,442.00</u>
									Fund 289 - Coroner Administration Totals	Invoice Transactions 9	<u>\$4,442.00</u>
									Grand Totals	Invoice Transactions 925	<u>\$1,124,067.97</u>

Committee Revenue Budget Report - by Account Detail

Through October 31, 2024 (91.67% YTD)

*2019, 2020, 2021, 2022, 2023 Actual Full Fiscal Year

Department / Fund / Account Classification	2019 Actual Amount*	2020 Actual Amount*	2021 Actual Amount*	2022 Actual Amount*	2023 Actual Amount*	2023 Adopted Budget	2023 YTD% Actual/Budget	2024 Actual Amount	2024 Adopted Budget	2024 YTD% Actual/Budget	2019 - 2024 Trend
240 Judiciary and Courts	\$ 726,495	\$ 735,235	\$ 1,096,134	\$ 1,276,289	\$ 1,248,543	\$ 909,868	137.2%	\$ 1,121,151	\$ 995,583	112.6%	
001 General Fund	\$ 234,316	\$ 312,267	\$ 802,507	\$ 955,012	\$ 906,246	\$ 688,030	131.7%	\$ 859,353	\$ 763,030	112.6%	
Revenue	\$ 234,316	\$ 312,267	\$ 802,507	\$ 955,012	\$ 906,246	\$ 688,030	131.7%	\$ 859,353	\$ 763,030	112.6%	
Other	\$ 1,168	\$ 55,064	\$ -	\$ 53,697	\$ -	\$ 5,000	0.0%	\$ 8,454	\$ 5,000	169.1%	
38900 - Miscellaneous Other	\$ 1,168	\$ 55,064	\$ -	\$ 53,697	\$ -	\$ 5,000	0.0%	\$ 8,454	\$ 5,000	169.1%	
Charges for Services	\$ 233,148	\$ 156,203	\$ 123,444	\$ 108,898	\$ 96,761	\$ 103,880	93.1%	\$ 87,920	\$ 103,880	84.6%	
34520 - Mental Health/Specialty Court Fees	\$ 233,148	\$ 156,203	\$ 123,444	\$ 108,898	\$ 96,761	\$ 103,880	93.1%	\$ 87,920	\$ 103,880	84.6%	
Fines	\$ -	\$ 99,639	\$ 215,380	\$ 246,650	\$ 261,128	\$ 221,500	117.9%	\$ 236,153	\$ 250,000	94.5%	
36115 - Judicial Technology Fine	\$ -	\$ 99,639	\$ 215,380	\$ 246,650	\$ 261,128	\$ 221,500	117.9%	\$ 236,153	\$ 250,000	94.5%	
Grants	\$ -	\$ 1,361	\$ 552	\$ 5,122	\$ 2,744	\$ 2,650	103.5%	\$ 2,096	\$ 4,150	50.5%	
33700 - Child Protection Data Court Grant	\$ -	\$ 1,361	\$ 552	\$ 5,122	\$ 2,744	\$ 2,650	103.5%	\$ 2,096	\$ 4,150	50.5%	
Reimbursements	\$ -	\$ -	\$ 463,131	\$ 540,646	\$ 545,614	\$ 355,000	153.7%	\$ 524,730	\$ 400,000	131.2%	
37630 - Interpreter Service Reimbursements	\$ -	\$ -	\$ 463,131	\$ 540,646	\$ 545,614	\$ 355,000	153.7%	\$ 524,730	\$ 400,000	131.2%	
195 Children's Waiting Room	\$ 369,127	\$ 343,260	\$ 236,727	\$ 259,153	\$ 288,745	\$ 144,755	199.5%	\$ 253,258	\$ 147,135	172.1%	
Revenue	\$ 369,127	\$ 343,260	\$ 236,727	\$ 259,153	\$ 288,745	\$ 144,755	199.5%	\$ 253,258	\$ 147,135	172.1%	
Interest Revenue	\$ 2,894	\$ 6,843	\$ (528)	\$ (4,065)	\$ 13,989	\$ 1,005	1,392.0%	\$ 8,459	\$ 10,385	81.5%	
38000 - Investment Income	\$ 2,894	\$ 6,843	\$ (528)	\$ (4,065)	\$ 13,989	\$ 1,005	1,392.0%	\$ 8,459	\$ 10,385	81.5%	
Other	\$ -	\$ -	\$ -	\$ -	\$ -	\$ 7,000	0.0%	\$ -	\$ -	0.0%	
39900 - Fund Balance Utilization	\$ -	\$ -	\$ -	\$ -	\$ -	\$ 7,000	0.0%	\$ -	\$ -	0.0%	
Charges for Services	\$ 366,233	\$ 336,417	\$ 237,255	\$ 263,218	\$ 274,756	\$ 136,750	200.9%	\$ 244,799	\$ 136,750	179.0%	
34270 - Children's Waiting Room Fees	\$ 366,233	\$ 336,417	\$ 237,255	\$ 263,218	\$ 274,756	\$ 136,750	200.9%	\$ 244,799	\$ 136,750	179.0%	
196 D.U.I.	\$ 39,526	\$ 46,152	\$ 20,257	\$ 5,194	\$ 16,080	\$ 12,580	127.8%	\$ 5,968	\$ 19,539	30.5%	
Revenue	\$ 39,526	\$ 46,152	\$ 20,257	\$ 5,194	\$ 16,080	\$ 12,580	127.8%	\$ 5,968	\$ 19,539	30.5%	
Interest Revenue	\$ 3,386	\$ 2,563	\$ (1)	\$ (2,812)	\$ 10,399	\$ 580	1,792.9%	\$ 4,536	\$ 7,539	60.2%	
38000 - Investment Income	\$ 3,386	\$ 2,563	\$ (1)	\$ (2,812)	\$ 10,399	\$ 580	1,792.9%	\$ 4,536	\$ 7,539	60.2%	
Fines	\$ 36,140	\$ 43,590	\$ 20,258	\$ 8,006	\$ 5,681	\$ 12,000	47.3%	\$ 1,431	\$ 12,000	11.9%	
36050 - DUI Fines	\$ 36,140	\$ 43,590	\$ 20,258	\$ 8,006	\$ 5,681	\$ 12,000	47.3%	\$ 1,431	\$ 12,000	11.9%	
197 Foreclosure Mediation Fund	\$ 69,467	\$ 28,116	\$ 26,963	\$ 46,609	\$ 26,580	\$ 61,503	43.2%	\$ 2,501	\$ 62,758	4.0%	
Revenue	\$ 69,467	\$ 28,116	\$ 26,963	\$ 46,609	\$ 26,580	\$ 61,503	43.2%	\$ 2,501	\$ 62,758	4.0%	
Interest Revenue	\$ 3,767	\$ 2,316	\$ (37)	\$ (1,691)	\$ 6,780	\$ 590	1,149.1%	\$ 2,501	\$ 4,758	52.6%	
38000 - Investment Income	\$ 3,767	\$ 2,316	\$ (37)	\$ (1,691)	\$ 6,780	\$ 590	1,149.1%	\$ 2,501	\$ 4,758	52.6%	
Other	\$ -	\$ -	\$ -	\$ -	\$ -	\$ 2,913	0.0%	\$ -	\$ -	0.0%	
39900 - Fund Balance Utilization	\$ -	\$ -	\$ -	\$ -	\$ -	\$ 2,913	0.0%	\$ -	\$ -	0.0%	
Charges for Services	\$ 65,700	\$ 25,800	\$ 9,900	\$ 48,300	\$ 19,800	\$ 58,000	34.1%	\$ -	\$ 58,000	0.0%	
34375 - Foreclosure Filing Fee	\$ 65,700	\$ 25,800	\$ 9,900	\$ 48,300	\$ 19,800	\$ 58,000	34.1%	\$ -	\$ 58,000	0.0%	
Transfers In	\$ -	\$ -	\$ 17,100	\$ -	\$ -	\$ -	0.0%	\$ -	\$ -	0.0%	
39000 - Transfer From Other Funds	\$ -	\$ -	\$ 17,100	\$ -	\$ -	\$ -	0.0%	\$ -	\$ -	0.0%	
492 Marriage Fees	\$ 14,060	\$ 5,440	\$ 9,680	\$ 10,321	\$ 10,892	\$ 3,000	363.1%	\$ 71	\$ 3,121	2.3%	
Revenue	\$ 14,060	\$ 5,440	\$ 9,680	\$ 10,321	\$ 10,892	\$ 3,000	363.1%	\$ 71	\$ 3,121	2.3%	
Interest Revenue	\$ -	\$ -	\$ -	\$ (49)	\$ 167	\$ -	0.0%	\$ 71	\$ 121	58.7%	
38000 - Investment Income	\$ -	\$ -	\$ -	\$ (49)	\$ 167	\$ -	0.0%	\$ 71	\$ 121	58.7%	
Charges for Services	\$ 14,060	\$ 5,440	\$ 6,080	\$ 10,370	\$ 10,725	\$ 3,000	357.5%	\$ -	\$ 3,000	0.0%	
35390 - Wedding Fee	\$ 14,060	\$ 5,440	\$ 6,080	\$ 10,370	\$ 10,725	\$ 3,000	357.5%	\$ -	\$ 3,000	0.0%	
Transfers In	\$ -	\$ -	\$ 3,600	\$ -	\$ -	\$ -	0.0%	\$ -	\$ -	0.0%	
39000 - Transfer From Other Funds	\$ -	\$ -	\$ 3,600	\$ -	\$ -	\$ -	0.0%	\$ -	\$ -	0.0%	
Grand Total	\$ 726,495	\$ 735,235	\$ 1,096,134	\$ 1,276,289	\$ 1,248,543	\$ 909,868	137.2%	\$ 1,121,151	\$ 995,583	112.6%	

Committee Expense Budget Report - by Account Detail
Through October 31, 2024 (91.67% YTD, 88.46% Payroll Expense through Pay Period Ending 10/12/2024)
***2019, 2020, 2021, 2022, 2023 Actual Full Fiscal Year**

Department / Fund / Account Classification	2019 Actual Amount*	2020 Actual Amount*	2021 Actual Amount*	2022 Actual Amount*	2023 Actual Amount*	2023 Adopted Budget	2023 YTD% Actual/Budget	2024 Actual Amount	2024 Adopted Budget	2024 YTD% Actual/Budget	2019 - 2024 Trend
240 Judiciary and Courts	\$ 3,187,738	\$ 2,860,638	\$ 3,814,931	\$ 3,690,043	\$ 4,009,748	\$ 4,433,992	90.4%	\$ 3,166,881	\$ 4,370,214	70.6%	
001 General Fund	\$ 3,010,361	\$ 2,701,078	\$ 3,146,700	\$ 3,523,837	\$ 3,803,491	\$ 4,212,154	90.3%	\$ 3,016,591	\$ 4,137,661	70.9%	
Expenses	\$ 3,010,361	\$ 2,701,078	\$ 3,146,700	\$ 3,523,837	\$ 3,803,491	\$ 4,212,154	90.3%	\$ 3,016,591	\$ 4,137,661	70.9%	
Personnel Services- Salaries & Wages	\$ 1,368,285	\$ 1,356,233	\$ 1,579,952	\$ 1,695,748	\$ 1,861,234	\$ 1,890,808	98.4%	\$ 1,703,861	\$ 2,033,561	79.3%	
40000 - Salaries and Wages	\$ 1,353,008	\$ 1,492,345	\$ 1,554,500	\$ 1,680,214	\$ 1,845,740	\$ 1,935,778	95.3%	\$ 1,699,520	\$ 2,022,531	84.0%	
40003 - Cost of Living Increase	\$ -	\$ -	\$ -	\$ -	\$ -	\$ -	0.0%	\$ -	\$ -	0.0%	
40005 - New Position Budget Moved to Contingency	\$ -	\$ -	\$ -	\$ -	\$ -	\$ (56,000)	0.0%	\$ -	\$ -	0.0%	
40007 - Equity Study Adjustments	\$ -	\$ -	\$ -	\$ -	\$ -	\$ -	0.0%	\$ -	\$ -	0.0%	
40009 - Salaries and Wages Subsidy	\$ -	\$ (150,591)	\$ (1,843)	\$ -	\$ -	\$ -	0.0%	\$ -	\$ -	0.0%	
40040 - Lump Sum Distribution	\$ -	\$ -	\$ 11,000	\$ -	\$ -	\$ -	0.0%	\$ -	\$ -	0.0%	
40120 - Seasonal/Temporary Salaries	\$ -	\$ -	\$ -	\$ -	\$ -	\$ -	0.0%	\$ -	\$ -	0.0%	
40200 - Overtime Salaries	\$ 1,916	\$ 2,536	\$ 3,171	\$ 3,121	\$ 5,244	\$ 10,030	52.3%	\$ 4,341	\$ 10,030	43.3%	
40300 - Employee Per Diem	\$ -	\$ -	\$ 680	\$ -	\$ -	\$ 500	0.0%	\$ -	\$ 500	0.0%	
40310 - Bond Call	\$ 13,361	\$ 11,943	\$ 12,445	\$ 12,413	\$ 10,250	\$ 500	2,050.0%	\$ -	\$ 500	0.0%	
Personnel Services- Employee Benefits	\$ 267,414	\$ 284,297	\$ 337,414	\$ 385,244	\$ 386,102	\$ 555,096	69.6%	\$ -	\$ 2,400	0.0%	
45000 - Healthcare Contribution	\$ 257,563	\$ 306,494	\$ 325,961	\$ 374,030	\$ 375,054	\$ 538,500	69.6%	\$ -	\$ -	0.0%	
45009 - Healthcare Subsidy	\$ -	\$ (31,707)	\$ -	\$ -	\$ -	\$ -	0.0%	\$ -	\$ -	0.0%	
45010 - Dental Contribution	\$ 9,073	\$ 10,683	\$ 11,453	\$ 11,214	\$ 11,048	\$ 14,196	77.8%	\$ -	\$ -	0.0%	
45019 - Dental Subsidy	\$ -	\$ (1,173)	\$ -	\$ -	\$ -	\$ -	0.0%	\$ -	\$ -	0.0%	
45400 - Uniform Allowance	\$ 778	\$ -	\$ -	\$ -	\$ -	\$ 2,400	0.0%	\$ -	\$ 2,400	0.0%	
Contractual Services	\$ 1,271,570	\$ 978,305	\$ 1,072,541	\$ 1,345,647	\$ 1,441,454	\$ 1,689,000	85.3%	\$ 1,243,626	\$ 1,985,700	62.6%	
50040 - State of Illinois Salaries	\$ -	\$ -	\$ -	\$ -	\$ -	\$ 16,000	0.0%	\$ -	\$ 16,000	0.0%	
50050 - Jurors- Circuit Court	\$ 237,867	\$ 117,436	\$ 120,567	\$ 121,612	\$ 132,809	\$ 300,000	44.3%	\$ 128,211	\$ 300,000	42.7%	
50060 - Jurors- Grand Jury	\$ -	\$ 3,378	\$ 174	\$ -	\$ -	\$ 1,000	0.0%	\$ -	\$ 1,000	0.0%	
50070 - Jurors' Expense	\$ 161,967	\$ 106,365	\$ 107,696	\$ 121,665	\$ 147,990	\$ 225,000	65.8%	\$ 99,300	\$ 225,000	44.1%	
50120 - Per Diem Expense	\$ 171,026	\$ 126,248	\$ 136,848	\$ 43,930	\$ 36,490	\$ 169,000	21.6%	\$ 65,987	\$ 169,000	39.0%	
50150 - Contractual/Consulting Services	\$ 470,470	\$ 400,352	\$ 489,532	\$ 657,422	\$ 654,638	\$ 550,000	119.0%	\$ 617,525	\$ 625,000	98.8%	
50190 - Court Appointed Counsel	\$ 164,268	\$ 191,916	\$ 149,681	\$ 239,267	\$ 261,444	\$ 200,000	130.7%	\$ 216,263	\$ 225,000	96.1%	
50200 - Psychological/Psychiatric Svcs	\$ 12,950	\$ 11,850	\$ 13,903	\$ 23,600	\$ 5,250	\$ 70,000	7.5%	\$ 6,553	\$ 70,000	9.4%	
50235 - Public Health Services - Coronavirus	\$ -	\$ -	\$ 208	\$ -	\$ -	\$ -	0.0%	\$ -	\$ -	0.0%	
50665 - Judicial Technology Fine Expenses	\$ -	\$ -	\$ -	\$ -	\$ 2,262	\$ 75,000	3.0%	\$ 40,180	\$ 112,700	35.7%	
52160 - Repairs and Maint- Equipment	\$ 21,631	\$ 4,784	\$ 29,785	\$ 11,302	\$ 4,900	\$ 17,500	28.0%	\$ 2,250	\$ 17,500	12.9%	
52190 - Equipment Rental	\$ 9,207	\$ 5,647	\$ 6,299	\$ 10,339	\$ 14,048	\$ 17,500	80.3%	\$ 11,572	\$ 17,500	66.1%	
53000 - Liability Insurance	\$ 1,984	\$ 1,984	\$ 1,984	\$ 5,952	\$ 4,366	\$ 2,500	174.6%	\$ 4,366	\$ 2,500	174.6%	
53060 - General Printing	\$ 1,066	\$ 350	\$ 334	\$ 1,694	\$ 634	\$ 1,000	63.4%	\$ 208	\$ 1,000	20.8%	
53100 - Conferences and Meetings	\$ 4,498	\$ 3,365	\$ 4,493	\$ 13,963	\$ 19,540	\$ 10,000	195.4%	\$ 10,078	\$ 20,000	50.4%	
53110 - Employee Training	\$ -	\$ -	\$ -	\$ -	\$ 990	\$ 1,000	99.0%	\$ 1,478	\$ 5,000	29.6%	
53120 - Employee Mileage Expense	\$ 1,579	\$ 439	\$ 406	\$ 951	\$ 1,691	\$ 3,000	56.4%	\$ 686	\$ 3,000	22.9%	
53130 - General Association Dues	\$ -	\$ 70	\$ 95	\$ 370	\$ 620	\$ 500	124.0%	\$ 364	\$ 500	72.8%	
55000 - Miscellaneous Contractual Exp	\$ 13,056	\$ 4,119	\$ 10,535	\$ 93,581	\$ 153,781	\$ 30,000	512.6%	\$ 38,606	\$ 175,000	22.1%	
Commodities	\$ 103,092	\$ 82,244	\$ 117,390	\$ 97,198	\$ 114,701	\$ 77,250	148.5%	\$ 69,105	\$ 116,000	59.6%	
60000 - Office Supplies	\$ 8,470	\$ 8,231	\$ 9,605	\$ 15,217	\$ 8,447	\$ 13,500	62.6%	\$ 5,986	\$ 13,500	44.3%	
60010 - Operating Supplies	\$ 9,240	\$ 14,183	\$ 17,760	\$ 18,722	\$ 13,260	\$ 14,000	94.7%	\$ 5,540	\$ 20,000	27.7%	
60020 - Computer Related Supplies	\$ 500	\$ 171	\$ 10,977	\$ 9,347	\$ 15,067	\$ 1,000	1,506.7%	\$ 2,724	\$ 15,000	18.2%	
60040 - Postage	\$ 25	\$ -	\$ 22	\$ 52	\$ 1,158	\$ 250	463.3%	\$ 93	\$ 1,500	6.2%	
60050 - Books and Subscriptions	\$ 81,693	\$ 56,624	\$ 74,542	\$ 36,779	\$ 71,754	\$ 45,000	159.5%	\$ 50,608	\$ 60,000	84.3%	
60055 - Office Equipment - Non Capital	\$ -	\$ -	\$ 3,250	\$ -	\$ -	\$ -	0.0%	\$ -	\$ -	0.0%	
60070 - Computer Hardware- Non Capital	\$ -	\$ -	\$ -	\$ 14,981	\$ -	\$ -	0.0%	\$ -	\$ -	0.0%	
60080 - Employee Recognition Supplies	\$ 601	\$ 494	\$ 924	\$ 1,497	\$ 4,017	\$ 2,500	160.7%	\$ 2,543	\$ 5,000	50.9%	
60210 - Uniform Supplies	\$ -	\$ 886	\$ 518	\$ 604	\$ 998	\$ -	0.0%	\$ 1,612	\$ -	0.0%	
60265 - Public Health Commodities - Coronavirus	\$ -	\$ -	\$ (208)	\$ -	\$ -	\$ -	0.0%	\$ -	\$ -	0.0%	
60570 - Office Furniture - Non-Capital	\$ 2,563	\$ 1,655	\$ -	\$ -	\$ -	\$ -	0.0%	\$ -	\$ -	0.0%	
64000 - Telephone	\$ -	\$ -	\$ -	\$ -	\$ -	\$ 1,000	0.0%	\$ -	\$ 1,000	0.0%	

Committee Expense Budget Report - by Account Detail
Through October 31, 2024 (91.67% YTD, 88.46% Payroll Expense through Pay Period Ending 10/12/2024)
***2019, 2020, 2021, 2022, 2023 Actual Full Fiscal Year**

Department / Fund / Account Classification	2019 Actual Amount*	2020 Actual Amount*	2021 Actual Amount*	2022 Actual Amount*	2023 Actual Amount*	2023 Adopted Budget	2023 YTD% Actual/Budget	2024 Actual Amount	2024 Adopted Budget	2024 YTD% Actual/Budget	2019 - 2024 Trend
Transfers Out	\$ -	\$ -	\$ 23,153	\$ -	\$ -	\$ -	0.0%	\$ -	\$ -	0.0%	
99000 - Transfer To Other Funds	\$ -	\$ -	\$ 23,153	\$ -	\$ -	\$ -	0.0%	\$ -	\$ -	0.0%	
99200 - Transfer to Court Automation Fund 200	\$ -	\$ -	\$ -	\$ -	\$ -	\$ -	0.0%	\$ -	\$ -	0.0%	
Capital	\$ -	\$ -	\$ 16,250	\$ -	\$ -	\$ -	0.0%	\$ -	\$ -	0.0%	
70080 - Office Furniture	\$ -	\$ -	\$ 16,250	\$ -	\$ -	\$ -	0.0%	\$ -	\$ -	0.0%	
70100 - Copiers	\$ -	\$ -	\$ -	\$ -	\$ -	\$ -	0.0%	\$ -	\$ -	0.0%	
195 Children's Waiting Room	\$ 128,301	\$ 103,692	\$ 606,923	\$ 135,394	\$ 159,768	\$ 144,755	110.4%	\$ 150,289	\$ 147,135	102.1%	
Expenses	\$ 128,301	\$ 103,692	\$ 606,923	\$ 135,394	\$ 159,768	\$ 144,755	110.4%	\$ 150,289	\$ 147,135	102.1%	
Contractual Services	\$ 116,301	\$ 91,692	\$ 129,060	\$ 123,033	\$ 147,768	\$ 132,755	111.3%	\$ 138,289	\$ 132,755	104.2%	
50150 - Contractual/Consulting Services	\$ 116,301	\$ 91,692	\$ 129,060	\$ 123,033	\$ 147,768	\$ 132,755	111.3%	\$ 138,289	\$ 132,755	104.2%	
53000 - Liability Insurance	\$ -	\$ -	\$ -	\$ -	\$ -	\$ -	0.0%	\$ -	\$ -	0.0%	
Commodities	\$ -	\$ -	\$ -	\$ 361	\$ -	\$ -	0.0%	\$ -	\$ -	0.0%	
60000 - Office Supplies	\$ -	\$ -	\$ -	\$ 361	\$ -	\$ -	0.0%	\$ -	\$ -	0.0%	
Transfers Out	\$ 12,000	\$ 12,000	\$ 477,863	\$ 12,000	\$ 12,000	\$ 12,000	100.0%	\$ 12,000	\$ 12,000	100.0%	
99000 - Transfer To Other Funds	\$ 12,000	\$ 12,000	\$ 477,863	\$ -	\$ -	\$ -	0.0%	\$ -	\$ -	0.0%	
99001 - Transfer to General Fund 001	\$ -	\$ -	\$ -	\$ 12,000	\$ 12,000	\$ 12,000	100.0%	\$ 12,000	\$ 12,000	100.0%	
Contingency and Other	\$ -	\$ -	\$ -	\$ -	\$ -	\$ -	0.0%	\$ -	\$ 2,380	0.0%	
89000 - Addition to Fund Balance	\$ -	\$ -	\$ -	\$ -	\$ -	\$ -	0.0%	\$ -	\$ 2,380	0.0%	
196 D.U.I.	\$ -	\$ -	\$ -	\$ -	\$ -	\$ 12,580	0.0%	\$ -	\$ 19,539	0.0%	
Expenses	\$ -	\$ -	\$ -	\$ -	\$ -	\$ 12,580	0.0%	\$ -	\$ 19,539	0.0%	
Contractual Services	\$ -	\$ -	\$ -	\$ -	\$ -	\$ 5,230	0.0%	\$ -	\$ 5,230	0.0%	
50150 - Contractual/Consulting Services	\$ -	\$ -	\$ -	\$ -	\$ -	\$ 5,230	0.0%	\$ -	\$ 5,230	0.0%	
Contingency and Other	\$ -	\$ -	\$ -	\$ -	\$ -	\$ 7,350	0.0%	\$ -	\$ 14,309	0.0%	
89000 - Addition to Fund Balance	\$ -	\$ -	\$ -	\$ -	\$ -	\$ 7,350	0.0%	\$ -	\$ 14,309	0.0%	
197 Foreclosure Mediation Fund	\$ 36,424	\$ 44,378	\$ 50,710	\$ 20,900	\$ 33,822	\$ 61,503	55.0%	\$ -	\$ 62,758	0.0%	
Expenses	\$ 36,424	\$ 44,378	\$ 50,710	\$ 20,900	\$ 33,822	\$ 61,503	55.0%	\$ -	\$ 62,758	0.0%	
Contractual Services	\$ 36,159	\$ 44,094	\$ 50,710	\$ 20,900	\$ 30,909	\$ 56,590	54.6%	\$ -	\$ 56,590	0.0%	
50120 - Per Diem Expense	\$ 10,486	\$ -	\$ -	\$ -	\$ -	\$ -	0.0%	\$ -	\$ -	0.0%	
50150 - Contractual/Consulting Services	\$ 25,673	\$ 44,094	\$ 50,710	\$ 20,900	\$ 30,909	\$ 56,590	54.6%	\$ -	\$ 56,590	0.0%	
Commodities	\$ 265	\$ 284	\$ -	\$ -	\$ -	\$ 2,000	0.0%	\$ -	\$ 2,000	0.0%	
60000 - Office Supplies	\$ 265	\$ 284	\$ -	\$ -	\$ -	\$ 2,000	0.0%	\$ -	\$ 2,000	0.0%	
Transfers Out	\$ -	\$ -	\$ -	\$ -	\$ 2,913	\$ 2,913	100.0%	\$ -	\$ -	0.0%	
99001 - Transfer to General Fund 001	\$ -	\$ -	\$ -	\$ -	\$ 2,913	\$ 2,913	100.0%	\$ -	\$ -	0.0%	
Contingency and Other	\$ -	\$ -	\$ -	\$ -	\$ -	\$ -	0.0%	\$ -	\$ 4,168	0.0%	
89000 - Addition to Fund Balance	\$ -	\$ -	\$ -	\$ -	\$ -	\$ -	0.0%	\$ -	\$ 4,168	0.0%	
492 Marriage Fees	\$ 12,652	\$ 11,489	\$ 10,598	\$ 9,912	\$ 12,666	\$ 3,000	422.2%	\$ -	\$ 3,121	0.0%	
Expenses	\$ 12,652	\$ 11,489	\$ 10,598	\$ 9,912	\$ 12,666	\$ 3,000	422.2%	\$ -	\$ 3,121	0.0%	
Contractual Services	\$ 10,607	\$ 10,085	\$ 10,085	\$ 9,395	\$ -	\$ -	0.0%	\$ -	\$ -	0.0%	
50150 - Contractual/Consulting Services	\$ -	\$ -	\$ -	\$ -	\$ -	\$ -	0.0%	\$ -	\$ -	0.0%	
53100 - Conferences and Meetings	\$ 1,197	\$ -	\$ -	\$ -	\$ -	\$ -	0.0%	\$ -	\$ -	0.0%	
53130 - General Association Dues	\$ 9,410	\$ 10,085	\$ 10,085	\$ 9,395	\$ -	\$ -	0.0%	\$ -	\$ -	0.0%	
Commodities	\$ 2,045	\$ 1,404	\$ 513	\$ 517	\$ 12,666	\$ 3,000	422.2%	\$ -	\$ 3,121	0.0%	
60010 - Operating Supplies	\$ 2,045	\$ 1,404	\$ 513	\$ 517	\$ 12,666	\$ 3,000	422.2%	\$ -	\$ 3,121	0.0%	
Contingency and Other	\$ -	\$ -	\$ -	\$ -	\$ -	\$ -	0.0%	\$ -	\$ -	0.0%	
89000 - Addition to Fund Balance	\$ -	\$ -	\$ -	\$ -	\$ -	\$ -	0.0%	\$ -	\$ -	0.0%	
Grand Total	\$ 3,187,738	\$ 2,860,638	\$ 3,814,931	\$ 3,690,043	\$ 4,009,748	\$ 4,433,992	90.4%	\$ 3,166,881	\$ 4,370,214	70.6%	

Committee Revenue Budget Report - by Account Detail

Through October 31, 2024 (91.67% YTD)

*2019, 2020, 2021, 2022, 2023 Actual Full Fiscal Year

Department / Fund / Account Classification	2019 Actual Amount*	2020 Actual Amount*	2021 Actual Amount*	2022 Actual Amount*	2023 Actual Amount*	2023 Adopted Budget	2023 YTD% Actual/Budget	2024 Actual Amount	2024 Adopted Budget	2024 YTD% Actual/Budget	2019 - 2024 Trend
250 Circuit Clerk	\$ 9,580,321	\$ 7,082,796	\$ 6,725,155	\$ 5,875,756	\$ 5,990,207	\$ 6,350,496	94.1%	\$ 5,022,243	\$ 5,933,370	84.6%	
001 General Fund	\$ 5,835,701	\$ 4,507,471	\$ 3,872,703	\$ 3,699,797	\$ 3,716,799	\$ 3,588,100	103.4%	\$ 3,038,833	\$ 3,337,500	91.1%	
Revenue	\$ 5,835,701	\$ 4,507,471	\$ 3,872,703	\$ 3,699,797	\$ 3,716,799	\$ 3,588,100	103.4%	\$ 3,038,833	\$ 3,337,500	91.1%	
Charges for Services	\$ 5,802,340	\$ 4,469,814	\$ 3,863,968	\$ 3,695,702	\$ 3,696,761	\$ 3,580,100	103.3%	\$ 3,022,172	\$ 3,330,000	90.8%	
34200 - General Circuit Division Fees	\$ 4,467,646	\$ 3,424,706	\$ 2,948,599	\$ 2,838,423	\$ 2,863,914	\$ 3,055,100	93.7%	\$ 2,563,814	\$ 2,870,000	89.3%	
34210 - 10% Bond Fees	\$ 530,796	\$ 420,949	\$ 474,986	\$ 412,807	\$ 363,401	\$ -	0.0%	\$ 35,632	\$ -	0.0%	
34220 - Mailing Fees	\$ 48,674	\$ 45,597	\$ 40,823	\$ 32,745	\$ 42,014	\$ 45,000	93.4%	\$ 36,569	\$ 40,000	91.4%	
34230 - County Court System Fees	\$ 554,831	\$ 578,481	\$ 399,535	\$ 411,702	\$ 427,432	\$ 480,000	89.0%	\$ 386,158	\$ 420,000	91.9%	
35260 - Additional Circuit Divison Fees	\$ 200,393	\$ 81	\$ 25	\$ 25	\$ -	\$ -	0.0%	\$ -	\$ -	0.0%	
Fines	\$ 24,961	\$ 29,668	\$ 739	\$ 1,103	\$ 100	\$ 1,000	10.0%	\$ 25	\$ 500	5.0%	
36050 - DUI Fines	\$ 24,961	\$ 29,668	\$ 739	\$ 1,103	\$ 100	\$ 1,000	10.0%	\$ 25	\$ 500	5.0%	
Interest Revenue	\$ 8,400	\$ 7,989	\$ 7,997	\$ 2,993	\$ 12,307	\$ 7,000	175.8%	\$ 16,636	\$ 7,000	237.7%	
38030 - Investment Income- Other Depts	\$ 8,400	\$ 7,989	\$ 7,997	\$ 2,993	\$ 12,307	\$ 7,000	175.8%	\$ 16,636	\$ 7,000	237.7%	
Transfers In	\$ -	\$ -	\$ -	\$ -	\$ 7,631	\$ -	100.0%	\$ -	\$ -	0.0%	
39355 - Transfer from American Rescue Plan Fund 355	\$ -	\$ -	\$ -	\$ -	\$ 7,631	\$ -	100.0%	\$ -	\$ -	0.0%	
200 Court Automation	\$ 1,479,204	\$ 892,076	\$ 1,044,703	\$ 764,272	\$ 802,345	\$ 1,028,542	77.8%	\$ 717,838	\$ 1,038,233	69.1%	
Revenue	\$ 1,479,204	\$ 892,076	\$ 1,044,703	\$ 764,272	\$ 802,345	\$ 1,028,542	77.8%	\$ 717,838	\$ 1,038,233	69.1%	
Charges for Services	\$ 1,458,289	\$ 879,278	\$ 793,531	\$ 772,291	\$ 767,912	\$ 800,000	96.0%	\$ 696,725	\$ 750,000	92.9%	
35900 - Miscellaneous Fees	\$ 1,458,289	\$ 879,278	\$ 793,531	\$ 772,291	\$ 767,912	\$ 800,000	96.0%	\$ 696,725	\$ 750,000	92.9%	
Interest Revenue	\$ 20,915	\$ 12,798	\$ 272	\$ (8,020)	\$ 32,304	\$ 500	6,460.8%	\$ 21,113	\$ 23,279	90.7%	
38000 - Investment Income	\$ 20,915	\$ 12,798	\$ 272	\$ (8,020)	\$ 32,304	\$ 500	6,460.8%	\$ 21,113	\$ 23,279	90.7%	
Other	\$ -	\$ -	\$ -	\$ -	\$ -	\$ 228,042	0.0%	\$ -	\$ 264,954	0.0%	
39900 - Fund Balance Utilization	\$ -	\$ -	\$ -	\$ -	\$ -	\$ 228,042	0.0%	\$ -	\$ 264,954	0.0%	
Transfers In	\$ -	\$ -	\$ 250,900	\$ -	\$ 2,129	\$ -	100.0%	\$ -	\$ -	0.0%	
39000 - Transfer From Other Funds	\$ -	\$ -	\$ 250,900	\$ -	\$ -	\$ -	0.0%	\$ -	\$ -	0.0%	
39355 - Transfer from American Rescue Plan Fund 355	\$ -	\$ -	\$ -	\$ -	\$ 2,129	\$ -	100.0%	\$ -	\$ -	0.0%	
201 Court Document Storage	\$ 1,402,489	\$ 839,620	\$ 1,044,444	\$ 745,678	\$ 772,881	\$ 825,050	93.3%	\$ 704,486	\$ 755,047	93.3%	
Revenue	\$ 1,402,489	\$ 839,620	\$ 1,044,444	\$ 745,678	\$ 772,881	\$ 825,050	93.3%	\$ 704,486	\$ 755,047	93.3%	
Fines	\$ 1,391,281	\$ 833,228	\$ 755,768	\$ 745,332	\$ 762,314	\$ 800,000	95.3%	\$ 695,023	\$ 750,000	92.7%	
36060 - Traffic Violation Fines	\$ 1,391,281	\$ 833,228	\$ 755,768	\$ 745,332	\$ 762,314	\$ 800,000	95.3%	\$ 695,023	\$ 750,000	92.7%	
Interest Revenue	\$ 11,208	\$ 6,392	\$ (425)	\$ 346	\$ 7,130	\$ 500	1,426.0%	\$ 9,463	\$ 5,047	187.5%	
38000 - Investment Income	\$ 11,208	\$ 6,392	\$ (425)	\$ 346	\$ 7,130	\$ 500	1,426.0%	\$ 9,463	\$ 5,047	187.5%	
Other	\$ -	\$ -	\$ -	\$ -	\$ -	\$ 24,550	0.0%	\$ -	\$ -	0.0%	
39900 - Fund Balance Utilization	\$ -	\$ -	\$ -	\$ -	\$ -	\$ 24,550	0.0%	\$ -	\$ -	0.0%	
Transfers In	\$ -	\$ -	\$ 289,100	\$ -	\$ 3,437	\$ -	100.0%	\$ -	\$ -	0.0%	
39000 - Transfer From Other Funds	\$ -	\$ -	\$ 289,100	\$ -	\$ -	\$ -	0.0%	\$ -	\$ -	0.0%	
39355 - Transfer from American Rescue Plan Fund 355	\$ -	\$ -	\$ -	\$ -	\$ 3,437	\$ -	100.0%	\$ -	\$ -	0.0%	
202 Child Support	\$ 144,550	\$ 109,048	\$ 86,439	\$ 94,412	\$ 94,082	\$ 182,195	51.5%	\$ 59,917	\$ 156,040	38.4%	
Revenue	\$ 144,550	\$ 109,048	\$ 86,439	\$ 94,412	\$ 94,082	\$ 182,195	51.5%	\$ 59,917	\$ 156,040	38.4%	
Charges for Services	\$ 104,391	\$ 83,171	\$ 69,771	\$ 89,238	\$ 58,762	\$ 100,000	58.8%	\$ 40,613	\$ 60,000	67.7%	
34830 - Child Support Annual Admin Fees	\$ 104,391	\$ 83,171	\$ 69,771	\$ 89,238	\$ 58,762	\$ 100,000	58.8%	\$ 40,613	\$ 60,000	67.7%	
Grants	\$ 30,765	\$ 19,908	\$ 16,590	\$ 8,631	\$ 20,076	\$ 37,028	54.2%	\$ 13,293	\$ 37,028	35.9%	
34835 - Court Clerk/HFS-SDU	\$ 30,765	\$ 19,908	\$ 16,590	\$ 8,631	\$ 20,076	\$ 37,028	54.2%	\$ 13,293	\$ 37,028	35.9%	
Interest Revenue	\$ 9,394	\$ 5,969	\$ 78	\$ (3,457)	\$ 14,604	\$ 1,000	1,460.4%	\$ 6,010	\$ 10,418	57.7%	
38000 - Investment Income	\$ 9,394	\$ 5,969	\$ 78	\$ (3,457)	\$ 14,604	\$ 1,000	1,460.4%	\$ 6,010	\$ 10,418	57.7%	
Other	\$ -	\$ -	\$ -	\$ -	\$ -	\$ 44,167	0.0%	\$ -	\$ 48,594	0.0%	
39900 - Fund Balance Utilization	\$ -	\$ -	\$ -	\$ -	\$ -	\$ 44,167	0.0%	\$ -	\$ 48,594	0.0%	
Transfers In	\$ -	\$ -	\$ -	\$ -	\$ 640	\$ -	100.0%	\$ -	\$ -	0.0%	
39355 - Transfer from American Rescue Plan Fund 355	\$ -	\$ -	\$ -	\$ -	\$ 640	\$ -	100.0%	\$ -	\$ -	0.0%	

Committee Revenue Budget Report - by Account Detail
Through October 31, 2024 (91.67% YTD)
***2019, 2020, 2021, 2022, 2023 Actual Full Fiscal Year**

Department / Fund / Account Classification	2019 Actual Amount*	2020 Actual Amount*	2021 Actual Amount*	2022 Actual Amount*	2023 Actual Amount*	2023 Adopted Budget	2023 YTD% Actual/Budget	2024 Actual Amount	2024 Adopted Budget	2024 YTD% Actual/Budget	2019 - 2024 Trend
203 Circuit Clerk Admin Services	\$ 554,623	\$ 492,776	\$ 403,238	\$ 330,721	\$ 317,603	\$ 406,825	78.0%	\$ 237,182	\$ 328,910	72.1%	
Revenue	\$ 554,623	\$ 492,776	\$ 403,238	\$ 330,721	\$ 317,603	\$ 406,825	78.0%	\$ 237,182	\$ 328,910	72.1%	
Charges for Services	\$ 541,648	\$ 482,036	\$ 403,075	\$ 340,523	\$ 277,515	\$ 400,000	69.4%	\$ 219,968	\$ 300,000	73.3%	
35900 - Miscellaneous Fees	\$ 541,648	\$ 482,036	\$ 403,075	\$ 340,523	\$ 277,515	\$ 400,000	69.4%	\$ 219,968	\$ 300,000	73.3%	
Interest Revenue	\$ 12,975	\$ 10,740	\$ 162	\$ (9,802)	\$ 39,962	\$ 1,000	3,996.2%	\$ 17,213	\$ 28,910	59.5%	
38000 - Investment Income	\$ 12,975	\$ 10,740	\$ 162	\$ (9,802)	\$ 39,962	\$ 1,000	3,996.2%	\$ 17,213	\$ 28,910	59.5%	
Other	\$ -	\$ -	\$ -	\$ -	\$ -	\$ 5,825	0.0%	\$ -	\$ -	0.0%	
39900 - Fund Balance Utilization	\$ -	\$ -	\$ -	\$ -	\$ -	\$ 5,825	0.0%	\$ -	\$ -	0.0%	
Transfers In	\$ -	\$ -	\$ -	\$ -	\$ 127	\$ -	100.0%	\$ -	\$ -	0.0%	
39355 - Transfer from American Rescue Plan Fund 355	\$ -	\$ -	\$ -	\$ -	\$ 127	\$ -	100.0%	\$ -	\$ -	0.0%	
204 Circuit Clk Electronic Citation	\$ 157,695	\$ 186,056	\$ 175,620	\$ 176,415	\$ 196,402	\$ 244,284	80.2%	\$ 180,820	\$ 234,813	77.0%	
Revenue	\$ 157,695	\$ 186,056	\$ 175,620	\$ 176,415	\$ 196,402	\$ 244,284	80.2%	\$ 180,820	\$ 234,813	77.0%	
Charges for Services	\$ 152,215	\$ 182,739	\$ 175,559	\$ 177,544	\$ 191,326	\$ 188,000	101.8%	\$ 178,655	\$ 180,000	99.3%	
35210 - Electronic Citation Fee	\$ 152,215	\$ 182,739	\$ 175,559	\$ 177,544	\$ 191,326	\$ 188,000	101.8%	\$ 178,655	\$ 180,000	99.3%	
Interest Revenue	\$ 5,480	\$ 3,316	\$ 61	\$ (1,128)	\$ 4,411	\$ 500	882.1%	\$ 2,165	\$ 3,531	61.3%	
38000 - Investment Income	\$ 5,480	\$ 3,316	\$ 61	\$ (1,128)	\$ 4,411	\$ 500	882.1%	\$ 2,165	\$ 3,531	61.3%	
Other	\$ -	\$ -	\$ -	\$ -	\$ -	\$ 55,784	0.0%	\$ -	\$ 51,282	0.0%	
39900 - Fund Balance Utilization	\$ -	\$ -	\$ -	\$ -	\$ -	\$ 55,784	0.0%	\$ -	\$ 51,282	0.0%	
Transfers In	\$ -	\$ -	\$ -	\$ -	\$ 666	\$ -	100.0%	\$ -	\$ -	0.0%	
39355 - Transfer from American Rescue Plan Fund 355	\$ -	\$ -	\$ -	\$ -	\$ 666	\$ -	100.0%	\$ -	\$ -	0.0%	
205 Circuit Ct Clerk Op and Admin	\$ 6,060	\$ 55,751	\$ 98,009	\$ 64,461	\$ 90,095	\$ 75,500	119.3%	\$ 83,168	\$ 82,827	100.4%	
Revenue	\$ 6,060	\$ 55,751	\$ 98,009	\$ 64,461	\$ 90,095	\$ 75,500	119.3%	\$ 83,168	\$ 82,827	100.4%	
Charges for Services	\$ 6,060	\$ 55,308	\$ 98,017	\$ 67,607	\$ 79,229	\$ 75,000	105.6%	\$ 76,862	\$ 75,000	102.5%	
35410 - Operation & Admin Fee	\$ 6,060	\$ 55,308	\$ 98,017	\$ 67,607	\$ 79,229	\$ 75,000	105.6%	\$ 76,862	\$ 75,000	102.5%	
Interest Revenue	\$ -	\$ 443	\$ (8)	\$ (3,147)	\$ 10,866	\$ 500	2,173.3%	\$ 6,306	\$ 7,827	80.6%	
38000 - Investment Income	\$ -	\$ 443	\$ (8)	\$ (3,147)	\$ 10,866	\$ 500	2,173.3%	\$ 6,306	\$ 7,827	80.6%	
Grand Total	\$ 9,580,321	\$ 7,082,796	\$ 6,725,155	\$ 5,875,756	\$ 5,990,207	\$ 6,350,496	94.1%	\$ 5,022,243	\$ 5,933,370	84.6%	

Committee Expense Budget Report - by Account Detail
Through October 31, 2024 (91.67% YTD, 88.46% Payroll Expense through Pay Period Ending 10/12/2024)
***2019, 2020, 2021, 2022, 2023 Actual Full Fiscal Year**

Department / Fund / Account Classification	2019 Actual Amount*	2020 Actual Amount*	2021 Actual Amount*	2022 Actual Amount*	2023 Actual Amount*	2023 Adopted Budget	2023 YTD% Actual/Budget	2024 Actual Amount	2024 Adopted Budget	2024 YTD% Actual/Budget	2019 - 2024 Trend
250 Circuit Clerk	\$ 6,414,485	\$ 6,096,425	\$ 6,159,371	\$ 6,031,580	\$ 6,156,124	\$ 8,775,348	68.8%	\$ 4,785,521	\$ 7,875,481	58.6%	
001 General Fund	\$ 3,621,998	\$ 3,225,120	\$ 3,355,088	\$ 3,668,282	\$ 4,666,994	\$ 6,012,952	75.5%	\$ 3,884,618	\$ 5,279,611	69.8%	
Expenses	\$ 3,621,998	\$ 3,225,120	\$ 3,355,088	\$ 3,668,282	\$ 4,666,994	\$ 6,012,952	75.5%	\$ 3,884,618	\$ 5,279,611	69.8%	
Personnel Services- Salaries & Wages	\$ 2,878,691	\$ 2,592,439	\$ 2,750,988	\$ 2,855,446	\$ 3,679,417	\$ 4,039,274	89.4%	\$ 3,793,528	\$ 4,893,726	73.2%	
40000 - Salaries and Wages	\$ 2,800,598	\$ 2,714,573	\$ 2,691,915	\$ 2,806,710	\$ 3,616,288	\$ 4,318,470	83.7%	\$ 3,716,086	\$ 4,766,391	75.7%	
40003 - Cost of Living Increase	\$ -	\$ -	\$ -	\$ -	\$ -	\$ -	0.0%	\$ -	\$ -	0.0%	
40005 - New Position Budget Moved to Contingency	\$ -	\$ -	\$ -	\$ -	\$ -	\$ (407,852)	0.0%	\$ -	\$ -	0.0%	
40009 - Salaries and Wages Subsidy	\$ -	\$ (177,169)	\$ -	\$ -	\$ -	\$ -	0.0%	\$ -	\$ -	0.0%	
40200 - Overtime Salaries	\$ 51,144	\$ 32,696	\$ 35,942	\$ 28,660	\$ 34,801	\$ 81,715	42.6%	\$ 45,360	\$ 80,535	53.6%	
40310 - Bond Call	\$ 26,950	\$ 22,339	\$ 23,130	\$ 20,076	\$ 28,328	\$ 46,941	60.3%	\$ 32,081	\$ 46,800	68.5%	
Personnel Services- Employee Benefits	\$ 638,913	\$ 538,634	\$ 539,532	\$ 739,414	\$ 877,515	\$ 1,266,799	65.0%	\$ -	\$ -	0.0%	
45000 - Healthcare Contribution	\$ 616,904	\$ 564,296	\$ 520,645	\$ 715,651	\$ 851,252	\$ 1,230,736	64.9%	\$ -	\$ -	0.0%	
45009 - Healthcare Subsidy	\$ -	\$ (42,732)	\$ -	\$ -	\$ -	\$ -	0.0%	\$ -	\$ -	0.0%	
45010 - Dental Contribution	\$ 22,009	\$ 18,561	\$ 18,887	\$ 23,763	\$ 26,264	\$ 36,063	69.8%	\$ -	\$ -	0.0%	
45019 - Dental Subsidy	\$ -	\$ (1,492)	\$ -	\$ -	\$ -	\$ -	0.0%	\$ -	\$ -	0.0%	
Contractual Services	\$ 76,471	\$ 76,942	\$ 35,669	\$ 46,907	\$ 55,858	\$ 470,565	11.7%	\$ 37,036	\$ 156,321	23.7%	
50160 - Legal Services	\$ 2,122	\$ 2,169	\$ 1,266	\$ 1,230	\$ 2,075	\$ 5,400	38.4%	\$ 4,058	\$ 10,400	39.0%	
50235 - Public Health Services - Coronavirus	\$ -	\$ -	\$ -	\$ 4,983	\$ -	\$ -	0.0%	\$ -	\$ -	0.0%	
52160 - Repairs and Maint- Equipment	\$ 9,910	\$ 3,534	\$ 10,470	\$ 9,998	\$ 7,845	\$ 353,264	2.2%	\$ 3,153	\$ 21,230	14.9%	
52230 - Repairs and Maint- Vehicles	\$ 82	\$ -	\$ 72	\$ -	\$ -	\$ 1,000	0.0%	\$ -	\$ 2,000	0.0%	
53060 - General Printing	\$ 26,605	\$ 26,280	\$ 2,293	\$ 540	\$ 13,352	\$ 34,700	38.5%	\$ 1,534	\$ 34,500	4.4%	
53070 - Legal Printing	\$ -	\$ -	\$ -	\$ 120	\$ -	\$ -	0.0%	\$ -	\$ -	0.0%	
53100 - Conferences and Meetings	\$ 12,737	\$ 20,300	\$ 6,972	\$ 9,744	\$ 6,808	\$ 23,520	28.9%	\$ 6,304	\$ 24,950	25.3%	
53110 - Employee Training	\$ 1,659	\$ 9,615	\$ 95	\$ 759	\$ 3,598	\$ 12,490	17.9%	\$ -	\$ 21,940	0.0%	
53120 - Employee Mileage Expense	\$ 21,567	\$ 13,638	\$ 13,214	\$ 18,122	\$ 20,701	\$ 38,150	54.3%	\$ 20,741	\$ 38,750	53.5%	
53130 - General Association Dues	\$ 1,789	\$ 1,406	\$ 1,287	\$ 1,412	\$ 1,480	\$ 1,941	76.2%	\$ 1,245	\$ 2,451	50.8%	
53170 - Employee Medical Expense	\$ -	\$ -	\$ -	\$ -	\$ -	\$ 100	0.0%	\$ -	\$ 100	0.0%	
Commodities	\$ 27,923	\$ 17,105	\$ 28,900	\$ 20,873	\$ 51,760	\$ 154,084	33.6%	\$ 54,054	\$ 147,334	36.7%	
60000 - Office Supplies	\$ 20,445	\$ 15,722	\$ 27,304	\$ 15,200	\$ 48,298	\$ 138,044	35.0%	\$ 53,983	\$ 134,330	40.2%	
60050 - Books and Subscriptions	\$ 1,684	\$ -	\$ 1,506	\$ 1,489	\$ -	\$ 4,500	0.0%	\$ -	\$ 600	0.0%	
60265 - Public Health Commodities - Coronavirus	\$ -	\$ -	\$ -	\$ -	\$ -	\$ -	0.0%	\$ -	\$ -	0.0%	
63040 - Fuel- Vehicles	\$ 390	\$ 45	\$ 90	\$ 69	\$ 114	\$ 500	22.9%	\$ 71	\$ 500	14.3%	
64000 - Telephone	\$ 5,405	\$ 1,339	\$ -	\$ 4,115	\$ 3,347	\$ 11,040	30.3%	\$ -	\$ 11,904	0.0%	
Capital	\$ -	\$ -	\$ -	\$ -	\$ 2,444	\$ 82,230	3.0%	\$ -	\$ 82,230	0.0%	
70000 - Computers	\$ -	\$ -	\$ -	\$ -	\$ 2,444	\$ 82,230	3.0%	\$ -	\$ 82,230	0.0%	
Transfers Out	\$ -	\$ -	\$ -	\$ 5,641	\$ -	\$ -	0.0%	\$ -	\$ -	0.0%	
99010 - Transfer To Insurance Liability Fund 010	\$ -	\$ -	\$ -	\$ 1,496	\$ -	\$ -	0.0%	\$ -	\$ -	0.0%	
99110 - Transfer to Illinois Municipal Retirement Fund 110	\$ -	\$ -	\$ -	\$ 1,940	\$ -	\$ -	0.0%	\$ -	\$ -	0.0%	
99111 - Transfer to FICA/Social Security Fund 111	\$ -	\$ -	\$ -	\$ 2,205	\$ -	\$ -	0.0%	\$ -	\$ -	0.0%	
200 Court Automation	\$ 1,067,121	\$ 1,143,879	\$ 1,086,095	\$ 748,568	\$ 443,013	\$ 1,028,542	43.0%	\$ 279,164	\$ 1,038,233	26.9%	
Expenses	\$ 1,067,121	\$ 1,143,879	\$ 1,086,095	\$ 748,568	\$ 443,013	\$ 1,028,542	43.0%	\$ 279,164	\$ 1,038,233	26.9%	
Personnel Services- Salaries & Wages	\$ 481,043	\$ 495,327	\$ 441,010	\$ 407,642	\$ 276,651	\$ 469,794	58.9%	\$ 173,392	\$ 400,749	43.3%	
40000 - Salaries and Wages	\$ 481,043	\$ 522,198	\$ 441,001	\$ 405,570	\$ 276,576	\$ 469,794	58.9%	\$ 173,392	\$ 389,076	44.6%	
40003 - Cost of Living Increase	\$ -	\$ -	\$ -	\$ -	\$ -	\$ -	0.0%	\$ -	\$ 11,673	0.0%	
40009 - Salaries and Wages Subsidy	\$ -	\$ (26,871)	\$ -	\$ -	\$ -	\$ -	0.0%	\$ -	\$ -	0.0%	
40200 - Overtime Salaries	\$ -	\$ -	\$ 10	\$ 2,072	\$ 75	\$ -	0.0%	\$ -	\$ -	0.0%	
40310 - Bond Call	\$ -	\$ -	\$ -	\$ -	\$ -	\$ -	0.0%	\$ -	\$ -	0.0%	
Personnel Services- Employee Benefits	\$ 208,651	\$ 210,074	\$ 185,901	\$ 177,656	\$ 120,351	\$ 280,445	42.9%	\$ 66,513	\$ 225,717	29.5%	
45000 - Healthcare Contribution	\$ 121,840	\$ 126,515	\$ 100,194	\$ 103,789	\$ 74,186	\$ 204,972	36.2%	\$ 45,529	\$ 164,043	27.8%	
45009 - Healthcare Subsidy	\$ -	\$ (5,828)	\$ -	\$ -	\$ -	\$ -	0.0%	\$ -	\$ -	0.0%	
45010 - Dental Contribution	\$ 3,742	\$ 3,805	\$ 3,308	\$ 2,856	\$ 1,658	\$ 4,947	33.5%	\$ 913	\$ 4,332	21.1%	
45019 - Dental Subsidy	\$ -	\$ (246)	\$ -	\$ -	\$ -	\$ -	0.0%	\$ -	\$ -	0.0%	
45100 - FICA/SS Contribution	\$ 34,608	\$ 37,649	\$ 31,834	\$ 29,536	\$ 20,224	\$ 35,920	56.3%	\$ 12,530	\$ 30,658	40.9%	

Committee Expense Budget Report - by Account Detail
Through October 31, 2024 (91.67% YTD, 88.46% Payroll Expense through Pay Period Ending 10/12/2024)
***2019, 2020, 2021, 2022, 2023 Actual Full Fiscal Year**

Department / Fund / Account Classification	2019 Actual Amount*	2020 Actual Amount*	2021 Actual Amount*	2022 Actual Amount*	2023 Actual Amount*	2023 Adopted Budget	2023 YTD% Actual/Budget	2024 Actual Amount	2024 Adopted Budget	2024 YTD% Actual/Budget	2019 - 2024 Trend
45109 - FICA/SS Subsidy	\$ -	\$ (1,856)	\$ -	\$ -	\$ -	\$ -	0.0%	\$ -	\$ -	0.0%	
45200 - IMRF Contribution	\$ 33,537	\$ 39,415	\$ 36,600	\$ 26,262	\$ 13,859	\$ 24,182	57.3%	\$ 7,539	\$ 18,356	41.1%	
45209 - IMRF Subsidy	\$ -	\$ (2,160)	\$ -	\$ -	\$ -	\$ -	0.0%	\$ -	\$ -	0.0%	
53010 - Workers Compensation	\$ 14,924	\$ 12,780	\$ 13,965	\$ 15,214	\$ 10,424	\$ 10,424	100.0%	\$ -	\$ 8,328	0.0%	
Contractual Services	\$ 61,545	\$ 125,768	\$ 132,553	\$ 134,337	\$ 42,188	\$ 151,249	27.9%	\$ 13,245	\$ 125,497	10.6%	
52130 - Repairs and Maint- Computers	\$ 5,035	\$ -	\$ -	\$ -	\$ -	\$ -	0.0%	\$ -	\$ -	0.0%	
52160 - Repairs and Maint- Equipment	\$ 25,663	\$ 113,897	\$ 86,773	\$ 103,604	\$ 16,701	\$ 100,450	16.6%	\$ 2,138	\$ 73,200	2.9%	
53000 - Liability Insurance	\$ 11,164	\$ 10,475	\$ 8,905	\$ 12,606	\$ 13,711	\$ 13,711	100.0%	\$ -	\$ 12,101	0.0%	
53020 - Unemployment Claims	\$ 657	\$ 302	\$ 282	\$ 3,293	\$ 188	\$ 188	100.0%	\$ -	\$ 196	0.0%	
53060 - General Printing	\$ 15,588	\$ -	\$ 28,301	\$ 5,986	\$ -	\$ -	0.0%	\$ -	\$ -	0.0%	
53100 - Conferences and Meetings	\$ 2,641	\$ 884	\$ 7,979	\$ 8,169	\$ 11,195	\$ 33,400	33.5%	\$ 10,106	\$ 37,000	27.3%	
53120 - Employee Mileage Expense	\$ 796	\$ 211	\$ 313	\$ 678	\$ 393	\$ 3,500	11.2%	\$ 1,000	\$ 3,000	33.3%	
Commodities	\$ 16,882	\$ 13,709	\$ 27,630	\$ 3,796	\$ 3,823	\$ 3,750	101.9%	\$ 2,244	\$ 162,500	1.4%	
60020 - Computer Related Supplies	\$ 6,608	\$ 3,413	\$ 11,548	\$ 172	\$ -	\$ -	0.0%	\$ -	\$ -	0.0%	
60070 - Computer Hardware- Non Capital	\$ 10,274	\$ 10,296	\$ 16,082	\$ -	\$ -	\$ -	0.0%	\$ -	\$ 158,750	0.0%	
60265 - Public Health Commodities - Coronavirus	\$ -	\$ -	\$ -	\$ -	\$ -	\$ -	0.0%	\$ -	\$ -	0.0%	
64010 - Cellular Phone	\$ -	\$ -	\$ -	\$ 3,624	\$ 3,823	\$ 3,750	101.9%	\$ 2,244	\$ 3,750	59.8%	
Capital	\$ -	\$ -	\$ -	\$ -	\$ -	\$ 100,000	0.0%	\$ -	\$ 100,000	0.0%	
70000 - Computers	\$ -	\$ -	\$ -	\$ -	\$ -	\$ -	0.0%	\$ -	\$ -	0.0%	
70020 - Computer Software- Capital	\$ -	\$ -	\$ -	\$ -	\$ -	\$ -	0.0%	\$ -	\$ -	0.0%	
70050 - Printers	\$ -	\$ -	\$ -	\$ -	\$ -	\$ -	0.0%	\$ -	\$ -	0.0%	
70090 - Office Equipment	\$ -	\$ -	\$ -	\$ -	\$ -	\$ 100,000	0.0%	\$ -	\$ 100,000	0.0%	
Contingency and Other	\$ -	\$ -	\$ -	\$ -	\$ -	\$ -	0.0%	\$ -	\$ -	0.0%	
89000 - Addition to Fund Balance	\$ -	\$ -	\$ -	\$ -	\$ -	\$ -	0.0%	\$ -	\$ -	0.0%	
Transfers Out	\$ 299,000	\$ 299,000	\$ 299,000	\$ 25,137	\$ -	\$ 23,304	0.0%	\$ 23,770	\$ 23,770	100.0%	
99000 - Transfer To Other Funds	\$ 299,000	\$ 299,000	\$ 299,000	\$ -	\$ -	\$ -	0.0%	\$ -	\$ -	0.0%	
99001 - Transfer to General Fund 001	\$ -	\$ -	\$ -	\$ 25,137	\$ -	\$ 23,304	0.0%	\$ 23,770	\$ 23,770	100.0%	
201 Court Document Storage	\$ 1,180,329	\$ 1,098,967	\$ 1,036,568	\$ 891,297	\$ 499,423	\$ 825,050	60.3%	\$ 271,053	\$ 755,047	35.9%	
Expenses	\$ 1,180,329	\$ 1,098,967	\$ 1,036,568	\$ 891,297	\$ 499,423	\$ 825,050	60.3%	\$ 271,053	\$ 755,047	35.9%	
Personnel Services- Salaries & Wages	\$ 745,508	\$ 649,979	\$ 644,087	\$ 554,870	\$ 310,122	\$ 317,369	97.7%	\$ 149,424	\$ 202,115	73.9%	
40000 - Salaries and Wages	\$ 744,984	\$ 691,053	\$ 643,897	\$ 545,389	\$ 310,127	\$ 317,369	97.7%	\$ 149,424	\$ 196,228	76.1%	
40003 - Cost of Living Increase	\$ -	\$ -	\$ -	\$ -	\$ -	\$ -	0.0%	\$ -	\$ 5,887	0.0%	
40009 - Salaries and Wages Subsidy	\$ -	\$ (41,248)	\$ -	\$ -	\$ -	\$ -	0.0%	\$ -	\$ -	0.0%	
40200 - Overtime Salaries	\$ 524	\$ 174	\$ 157	\$ 4,776	\$ (6)	\$ -	0.0%	\$ -	\$ -	0.0%	
40310 - Bond Call	\$ -	\$ -	\$ 33	\$ 4,705	\$ -	\$ -	0.0%	\$ -	\$ -	0.0%	
Personnel Services- Employee Benefits	\$ 362,494	\$ 343,393	\$ 342,159	\$ 225,582	\$ 143,094	\$ 137,759	103.9%	\$ 69,100	\$ 167,999	41.1%	
45000 - Healthcare Contribution	\$ 232,602	\$ 239,793	\$ 214,970	\$ 126,506	\$ 96,572	\$ 87,835	109.9%	\$ 50,860	\$ 135,692	37.5%	
45009 - Healthcare Subsidy	\$ -	\$ (14,737)	\$ -	\$ -	\$ -	\$ -	0.0%	\$ -	\$ -	0.0%	
45010 - Dental Contribution	\$ 7,896	\$ 7,643	\$ 7,501	\$ 3,630	\$ 2,390	\$ 2,254	106.0%	\$ 1,279	\$ 3,388	37.7%	
45019 - Dental Subsidy	\$ -	\$ (575)	\$ -	\$ -	\$ -	\$ -	0.0%	\$ -	\$ -	0.0%	
45100 - FICA/SS Contribution	\$ 52,995	\$ 48,813	\$ 45,098	\$ 41,127	\$ 22,011	\$ 24,279	90.7%	\$ 10,590	\$ 15,462	68.5%	
45109 - FICA/SS Subsidy	\$ -	\$ (2,759)	\$ -	\$ -	\$ -	\$ -	0.0%	\$ -	\$ -	0.0%	
45200 - IMRF Contribution	\$ 51,361	\$ 51,120	\$ 52,793	\$ 35,585	\$ 15,076	\$ 16,345	92.2%	\$ 6,371	\$ 9,257	68.8%	
45209 - IMRF Subsidy	\$ -	\$ (3,316)	\$ -	\$ -	\$ -	\$ -	0.0%	\$ -	\$ -	0.0%	
53010 - Workers Compensation	\$ 17,641	\$ 17,411	\$ 21,797	\$ 18,733	\$ 7,046	\$ 7,046	100.0%	\$ -	\$ 4,200	0.0%	
Contractual Services	\$ 36,557	\$ 79,940	\$ 36,368	\$ 59,557	\$ 37,021	\$ 215,214	17.2%	\$ 40,555	\$ 214,971	18.9%	
50490 - Destruction of Records Services	\$ 4,732	\$ 7,406	\$ 6,662	\$ 3,231	\$ 6,322	\$ 15,000	42.1%	\$ 3,224	\$ 15,000	21.5%	
52140 - Repairs and Maint- Copiers	\$ 8,663	\$ 9,599	\$ 6,179	\$ 7,669	\$ 10,216	\$ 19,520	52.3%	\$ 4,339	\$ 21,270	20.4%	
52160 - Repairs and Maint- Equipment	\$ 9,190	\$ 18,380	\$ 9,190	\$ 28,680	\$ 10,900	\$ 46,299	23.5%	\$ 32,992	\$ 47,499	69.5%	
53000 - Liability Insurance	\$ 13,195	\$ 14,270	\$ 13,898	\$ 15,347	\$ 9,268	\$ 9,268	100.0%	\$ -	\$ 6,103	0.0%	
53020 - Unemployment Claims	\$ 777	\$ 410	\$ 439	\$ 4,631	\$ 127	\$ 127	100.0%	\$ -	\$ 99	0.0%	
53090 - Film Conversion/Book Binding	\$ -	\$ 29,875	\$ -	\$ -	\$ -	\$ 125,000	0.0%	\$ -	\$ 125,000	0.0%	
53100 - Conferences and Meetings	\$ -	\$ -	\$ -	\$ -	\$ 14	\$ -	0.0%	\$ -	\$ -	0.0%	

Committee Expense Budget Report - by Account Detail
Through October 31, 2024 (91.67% YTD, 88.46% Payroll Expense through Pay Period Ending 10/12/2024)
***2019, 2020, 2021, 2022, 2023 Actual Full Fiscal Year**

Department / Fund / Account Classification	2019 Actual Amount*	2020 Actual Amount*	2021 Actual Amount*	2022 Actual Amount*	2023 Actual Amount*	2023 Adopted Budget	2023 YTD% Actual/Budget	2024 Actual Amount	2024 Adopted Budget	2024 YTD% Actual/Budget	2019 - 2024 Trend
53120 - Employee Mileage Expense	\$ -	\$ -	\$ -	\$ -	\$ 175	\$ -	0.0%	\$ -	\$ -	0.0%	
Commodities	\$ 35,770	\$ 25,655	\$ 13,954	\$ 14,979	\$ 1,685	\$ 6,000	28.1%	\$ 90	\$ 8,000	1.1%	
60000 - Office Supplies	\$ 8,000	\$ -	\$ 110	\$ -	\$ 1,593	\$ 3,000	53.1%	\$ 49	\$ 6,000	0.8%	
60020 - Computer Related Supplies	\$ 27,770	\$ 25,655	\$ 13,844	\$ 14,629	\$ -	\$ 2,500	0.0%	\$ -	\$ 1,500	0.0%	
60265 - Public Health Commodities - Coronavirus	\$ -	\$ -	\$ -	\$ -	\$ -	\$ -	0.0%	\$ -	\$ -	0.0%	
64010 - Cellular Phone	\$ -	\$ -	\$ -	\$ 351	\$ 92	\$ 500	18.4%	\$ 41	\$ 500	8.2%	
Capital	\$ -	\$ -	\$ -	\$ -	\$ 7,500	\$ 7,500	100.0%	\$ -	\$ -	0.0%	
70050 - Printers	\$ -	\$ -	\$ -	\$ -	\$ 7,500	\$ 7,500	100.0%	\$ -	\$ -	0.0%	
70080 - Office Furniture	\$ -	\$ -	\$ -	\$ -	\$ -	\$ -	0.0%	\$ -	\$ -	0.0%	
Contingency and Other	\$ -	\$ -	\$ -	\$ -	\$ -	\$ 103,339	0.0%	\$ -	\$ 150,077	0.0%	
89000 - Addition to Fund Balance	\$ -	\$ -	\$ -	\$ -	\$ -	\$ 103,339	0.0%	\$ -	\$ 150,077	0.0%	
Transfers Out	\$ -	\$ -	\$ -	\$ 36,309	\$ -	\$ 37,869	0.0%	\$ 11,885	\$ 11,885	100.0%	
99000 - Transfer To Other Funds	\$ -	\$ -	\$ -	\$ -	\$ -	\$ -	0.0%	\$ -	\$ -	0.0%	
99001 - Transfer to General Fund 001	\$ -	\$ -	\$ -	\$ 36,309	\$ -	\$ 37,869	0.0%	\$ 11,885	\$ 11,885	100.0%	
202 Child Support	\$ 84,760	\$ 91,362	\$ 108,156	\$ 159,387	\$ 94,038	\$ 182,195	51.4%	\$ 54,834	\$ 156,040	35.1%	
Expenses	\$ 84,760	\$ 91,362	\$ 108,156	\$ 159,387	\$ 94,038	\$ 182,195	51.4%	\$ 54,834	\$ 156,040	35.1%	
Personnel Services- Salaries & Wages	\$ 53,063	\$ 64,850	\$ 71,408	\$ 96,313	\$ 73,376	\$ 113,045	64.9%	\$ 43,525	\$ 51,189	85.0%	
40000 - Salaries and Wages	\$ 52,374	\$ 67,577	\$ 70,893	\$ 95,697	\$ 72,770	\$ 111,540	65.2%	\$ 43,525	\$ 49,698	87.6%	
40003 - Cost of Living Increase	\$ -	\$ -	\$ -	\$ -	\$ -	\$ -	0.0%	\$ -	\$ 1,491	0.0%	
40009 - Salaries and Wages Subsidy	\$ -	\$ (3,086)	\$ -	\$ -	\$ -	\$ -	0.0%	\$ -	\$ -	0.0%	
40200 - Overtime Salaries	\$ 689	\$ 359	\$ 515	\$ 617	\$ 606	\$ 1,505	40.3%	\$ -	\$ -	0.0%	
Personnel Services- Employee Benefits	\$ 22,693	\$ 24,133	\$ 26,807	\$ 46,814	\$ 17,360	\$ 47,296	36.7%	\$ 5,367	\$ 7,325	73.3%	
45000 - Healthcare Contribution	\$ 11,584	\$ 11,908	\$ 11,854	\$ 28,031	\$ 5,332	\$ 29,619	18.0%	\$ -	\$ -	0.0%	
45009 - Healthcare Subsidy	\$ -	\$ (867)	\$ -	\$ -	\$ -	\$ -	0.0%	\$ -	\$ -	0.0%	
45010 - Dental Contribution	\$ 299	\$ 442	\$ 501	\$ 923	\$ 188	\$ 922	20.4%	\$ -	\$ -	0.0%	
45019 - Dental Subsidy	\$ -	\$ (36)	\$ -	\$ -	\$ -	\$ -	0.0%	\$ -	\$ -	0.0%	
45100 - FICA/SS Contribution	\$ 3,946	\$ 5,040	\$ 5,289	\$ 6,960	\$ 5,502	\$ 8,533	64.5%	\$ 3,356	\$ 3,916	85.7%	
45109 - FICA/SS Subsidy	\$ -	\$ (215)	\$ -	\$ -	\$ -	\$ -	0.0%	\$ -	\$ -	0.0%	
45200 - IMRF Contribution	\$ 3,822	\$ 5,289	\$ 6,214	\$ 6,183	\$ 3,861	\$ 5,745	67.2%	\$ 2,012	\$ 2,345	85.8%	
45209 - IMRF Subsidy	\$ -	\$ (248)	\$ -	\$ -	\$ -	\$ -	0.0%	\$ -	\$ -	0.0%	
53010 - Workers Compensation	\$ 3,043	\$ 2,821	\$ 2,950	\$ 4,717	\$ 2,477	\$ 2,477	100.0%	\$ -	\$ 1,064	0.0%	
Contractual Services	\$ 9,004	\$ 2,379	\$ 9,941	\$ 5,088	\$ 3,302	\$ 9,902	33.3%	\$ -	\$ 8,971	0.0%	
52160 - Repairs and Maint- Equipment	\$ -	\$ -	\$ -	\$ -	\$ -	\$ -	0.0%	\$ -	\$ 800	0.0%	
53000 - Liability Insurance	\$ 2,276	\$ 2,312	\$ 1,881	\$ 3,908	\$ 3,257	\$ 3,257	100.0%	\$ -	\$ 1,546	0.0%	
53020 - Unemployment Claims	\$ 134	\$ 67	\$ 60	\$ 1,180	\$ 45	\$ 45	100.0%	\$ -	\$ 25	0.0%	
53060 - General Printing	\$ 6,594	\$ -	\$ 8,000	\$ -	\$ -	\$ 6,600	0.0%	\$ -	\$ 6,600	0.0%	
53100 - Conferences and Meetings	\$ -	\$ -	\$ -	\$ -	\$ -	\$ -	0.0%	\$ -	\$ -	0.0%	
53120 - Employee Mileage Expense	\$ -	\$ -	\$ -	\$ -	\$ -	\$ -	0.0%	\$ -	\$ -	0.0%	
53130 - General Association Dues	\$ -	\$ -	\$ -	\$ -	\$ -	\$ -	0.0%	\$ -	\$ -	0.0%	
Commodities	\$ -	\$ -	\$ -	\$ -	\$ -	\$ 300	0.0%	\$ -	\$ -	0.0%	
60000 - Office Supplies	\$ -	\$ -	\$ -	\$ -	\$ -	\$ 300	0.0%	\$ -	\$ -	0.0%	
60265 - Public Health Commodities - Coronavirus	\$ -	\$ -	\$ -	\$ -	\$ -	\$ -	0.0%	\$ -	\$ -	0.0%	
Contingency and Other	\$ -	\$ -	\$ -	\$ -	\$ -	\$ -	0.0%	\$ -	\$ 82,613	0.0%	
89000 - Addition to Fund Balance	\$ -	\$ -	\$ -	\$ -	\$ -	\$ -	0.0%	\$ -	\$ 82,613	0.0%	
Transfers Out	\$ -	\$ -	\$ -	\$ 11,172	\$ -	\$ 11,652	0.0%	\$ 5,942	\$ 5,942	100.0%	
99000 - Transfer To Other Funds	\$ -	\$ -	\$ -	\$ -	\$ -	\$ -	0.0%	\$ -	\$ -	0.0%	
99001 - Transfer to General Fund 001	\$ -	\$ -	\$ -	\$ 11,172	\$ -	\$ 11,652	0.0%	\$ 5,942	\$ 5,942	100.0%	
203 Circuit Clerk Admin Services	\$ 332,894	\$ 307,787	\$ 323,136	\$ 378,952	\$ 257,537	\$ 406,825	63.3%	\$ 163,291	\$ 328,910	49.6%	
Expenses	\$ 332,894	\$ 307,787	\$ 323,136	\$ 378,952	\$ 257,537	\$ 406,825	63.3%	\$ 163,291	\$ 328,910	49.6%	
Personnel Services- Salaries & Wages	\$ 216,779	\$ 204,594	\$ 202,769	\$ 263,939	\$ 204,287	\$ 236,292	86.5%	\$ 119,406	\$ 197,755	60.4%	
40000 - Salaries and Wages	\$ 216,161	\$ 221,467	\$ 202,662	\$ 263,939	\$ 204,287	\$ 233,792	87.4%	\$ 119,406	\$ 191,995	62.2%	
40003 - Cost of Living Increase	\$ -	\$ -	\$ -	\$ -	\$ -	\$ -	0.0%	\$ -	\$ 5,760	0.0%	

Committee Expense Budget Report - by Account Detail
Through October 31, 2024 (91.67% YTD, 88.46% Payroll Expense through Pay Period Ending 10/12/2024)
***2019, 2020, 2021, 2022, 2023 Actual Full Fiscal Year**

Department / Fund / Account Classification	2019 Actual Amount*	2020 Actual Amount*	2021 Actual Amount*	2022 Actual Amount*	2023 Actual Amount*	2023 Adopted Budget	2023 YTD% Actual/Budget	2024 Actual Amount	2024 Adopted Budget	2024 YTD% Actual/Budget	2019 - 2024 Trend
40009 - Salaries and Wages Subsidy	\$ -	\$ (17,112)	\$ -	\$ -	\$ -	\$ -	0.0%	\$ -	\$ -	0.0%	
40200 - Overtime Salaries	\$ 618	\$ 239	\$ 107	\$ -	\$ -	\$ 2,500	0.0%	\$ -	\$ -	0.0%	
Personnel Services- Employee Benefits	\$ 98,389	\$ 92,595	\$ 94,194	\$ 81,830	\$ 38,278	\$ 64,385	59.5%	\$ 26,611	\$ 58,909	45.2%	
45000 - Healthcare Contribution	\$ 60,836	\$ 60,727	\$ 53,556	\$ 34,331	\$ 7,021	\$ 28,345	24.8%	\$ 11,894	\$ 29,818	39.9%	
45009 - Healthcare Subsidy	\$ -	\$ (5,290)	\$ -	\$ -	\$ -	\$ -	0.0%	\$ -	\$ -	0.0%	
45010 - Dental Contribution	\$ 1,784	\$ 1,715	\$ 1,874	\$ 1,228	\$ 256	\$ 922	27.8%	\$ 491	\$ 795	61.7%	
45019 - Dental Subsidy	\$ -	\$ (173)	\$ -	\$ -	\$ -	\$ -	0.0%	\$ -	\$ -	0.0%	
45100 - FICA/SS Contribution	\$ 15,392	\$ 15,624	\$ 14,485	\$ 19,503	\$ 15,475	\$ 17,886	86.5%	\$ 8,880	\$ 15,129	58.7%	
45109 - FICA/SS Subsidy	\$ -	\$ (1,057)	\$ -	\$ -	\$ -	\$ -	0.0%	\$ -	\$ -	0.0%	
45200 - IMRF Contribution	\$ 14,896	\$ 16,486	\$ 17,041	\$ 17,174	\$ 10,336	\$ 12,041	85.8%	\$ 5,346	\$ 9,058	59.0%	
45209 - IMRF Subsidy	\$ -	\$ (1,376)	\$ -	\$ -	\$ -	\$ -	0.0%	\$ -	\$ -	0.0%	
53010 - Workers Compensation	\$ 5,480	\$ 5,939	\$ 7,237	\$ 9,594	\$ 5,191	\$ 5,191	100.0%	\$ -	\$ 4,109	0.0%	
Contractual Services	\$ 11,708	\$ 9,608	\$ 13,205	\$ 13,503	\$ 12,705	\$ 28,121	45.2%	\$ 7,494	\$ 29,068	25.8%	
52140 - Repairs and Maint- Copiers	\$ -	\$ -	\$ 734	\$ -	\$ -	\$ -	0.0%	\$ -	\$ -	0.0%	
52160 - Repairs and Maint- Equipment	\$ 2,359	\$ 2,359	\$ 2,983	\$ 1,708	\$ 2,910	\$ 3,000	97.0%	\$ 2,981	\$ 3,000	99.4%	
53000 - Liability Insurance	\$ 4,099	\$ 4,867	\$ 4,614	\$ 7,950	\$ 6,827	\$ 6,827	100.0%	\$ -	\$ 5,972	0.0%	
53020 - Unemployment Claims	\$ 242	\$ 140	\$ 146	\$ 2,399	\$ 94	\$ 94	100.0%	\$ -	\$ 96	0.0%	
53060 - General Printing	\$ 3,055	\$ 1,934	\$ 4,578	\$ 1,446	\$ 2,024	\$ 5,000	40.5%	\$ 2,072	\$ 5,000	41.4%	
53100 - Conferences and Meetings	\$ 1,747	\$ 308	\$ -	\$ -	\$ 669	\$ 12,400	5.4%	\$ 2,131	\$ 12,400	17.2%	
53110 - Employee Training	\$ 206	\$ -	\$ -	\$ -	\$ 30	\$ 300	9.9%	\$ 210	\$ 2,000	10.5%	
53120 - Employee Mileage Expense	\$ -	\$ -	\$ 149	\$ -	\$ 151	\$ 500	30.1%	\$ -	\$ 500	0.0%	
53130 - General Association Dues	\$ -	\$ -	\$ -	\$ -	\$ -	\$ -	0.0%	\$ 100	\$ 100	100.0%	
Commodities	\$ 6,019	\$ 990	\$ 12,967	\$ 5,716	\$ 2,266	\$ 30,450	7.4%	\$ 865	\$ 30,450	2.8%	
60000 - Office Supplies	\$ 6,019	\$ 990	\$ 12,967	\$ 5,716	\$ 1,923	\$ 30,000	6.4%	\$ 865	\$ 30,000	2.9%	
60265 - Public Health Commodities - Coronavirus	\$ -	\$ -	\$ -	\$ -	\$ -	\$ -	0.0%	\$ -	\$ -	0.0%	
64010 - Cellular Phone	\$ -	\$ -	\$ -	\$ -	\$ 343	\$ 450	76.3%	\$ -	\$ 450	0.0%	
Contingency and Other	\$ -	\$ -	\$ -	\$ -	\$ -	\$ 33,012	0.0%	\$ -	\$ 3,814	0.0%	
89000 - Addition to Fund Balance	\$ -	\$ -	\$ -	\$ -	\$ -	\$ 33,012	0.0%	\$ -	\$ 3,814	0.0%	
Transfers Out	\$ -	\$ -	\$ -	\$ 13,965	\$ -	\$ 14,565	0.0%	\$ 8,914	\$ 8,914	100.0%	
99000 - Transfer To Other Funds	\$ -	\$ -	\$ -	\$ -	\$ -	\$ -	0.0%	\$ -	\$ -	0.0%	
99001 - Transfer to General Fund 001	\$ -	\$ -	\$ -	\$ 13,965	\$ -	\$ 14,565	0.0%	\$ 8,914	\$ 8,914	100.0%	
204 Circuit Clk Electronic Citation	\$ 127,383	\$ 229,311	\$ 250,329	\$ 185,095	\$ 195,119	\$ 244,284	79.7%	\$ 132,561	\$ 234,813	56.5%	
Expenses	\$ 127,383	\$ 229,311	\$ 250,329	\$ 185,095	\$ 195,119	\$ 244,284	79.7%	\$ 132,561	\$ 234,813	56.5%	
Personnel Services- Salaries & Wages	\$ 78,347	\$ 142,573	\$ 159,275	\$ 114,471	\$ 125,549	\$ 147,706	85.0%	\$ 91,432	\$ 137,508	66.5%	
40000 - Salaries and Wages	\$ 78,347	\$ 150,910	\$ 159,275	\$ 114,471	\$ 125,549	\$ 147,706	85.0%	\$ 91,432	\$ 133,502	68.5%	
40003 - Cost of Living Increase	\$ -	\$ -	\$ -	\$ -	\$ -	\$ -	0.0%	\$ -	\$ 4,006	0.0%	
40009 - Salaries and Wages Subsidy	\$ -	\$ (8,337)	\$ -	\$ -	\$ -	\$ -	0.0%	\$ -	\$ -	0.0%	
Personnel Services- Employee Benefits	\$ 43,809	\$ 82,206	\$ 87,051	\$ 52,547	\$ 59,138	\$ 66,915	88.4%	\$ 31,034	\$ 66,069	47.0%	
45000 - Healthcare Contribution	\$ 30,581	\$ 59,895	\$ 56,343	\$ 30,063	\$ 39,900	\$ 43,396	91.9%	\$ 19,747	\$ 45,157	43.7%	
45009 - Healthcare Subsidy	\$ -	\$ (3,778)	\$ -	\$ -	\$ -	\$ -	0.0%	\$ -	\$ -	0.0%	
45010 - Dental Contribution	\$ 954	\$ 1,748	\$ 1,999	\$ 1,000	\$ 1,027	\$ 1,332	77.1%	\$ 625	\$ 1,237	50.6%	
45019 - Dental Subsidy	\$ -	\$ (122)	\$ -	\$ -	\$ -	\$ -	0.0%	\$ -	\$ -	0.0%	
45100 - FICA/SS Contribution	\$ 5,248	\$ 10,587	\$ 11,168	\$ 8,154	\$ 8,859	\$ 11,300	78.4%	\$ 6,660	\$ 10,520	63.3%	
45109 - FICA/SS Subsidy	\$ -	\$ (559)	\$ -	\$ -	\$ -	\$ -	0.0%	\$ -	\$ -	0.0%	
45200 - IMRF Contribution	\$ 5,074	\$ 11,107	\$ 12,806	\$ 7,273	\$ 6,072	\$ 7,607	79.8%	\$ 4,002	\$ 6,298	63.5%	
45209 - IMRF Subsidy	\$ -	\$ (670)	\$ -	\$ -	\$ -	\$ -	0.0%	\$ -	\$ -	0.0%	
53010 - Workers Compensation	\$ 1,952	\$ 3,998	\$ 4,735	\$ 6,057	\$ 3,280	\$ 3,280	100.0%	\$ -	\$ 2,857	0.0%	
Contractual Services	\$ 4,920	\$ 3,935	\$ 3,408	\$ 8,714	\$ 9,167	\$ 18,509	49.5%	\$ 3,694	\$ 23,444	15.8%	
52160 - Repairs and Maint- Equipment	\$ -	\$ -	\$ -	\$ -	\$ -	\$ 1,000	0.0%	\$ -	\$ 1,000	0.0%	
53000 - Liability Insurance	\$ 1,459	\$ 3,277	\$ 3,019	\$ 5,018	\$ 4,314	\$ 4,314	100.0%	\$ -	\$ 4,152	0.0%	
53020 - Unemployment Claims	\$ 86	\$ 95	\$ 96	\$ 1,571	\$ 60	\$ 60	100.0%	\$ -	\$ 67	0.0%	
53100 - Conferences and Meetings	\$ 3,343	\$ 288	\$ 243	\$ 1,475	\$ 4,672	\$ 9,200	50.8%	\$ 3,115	\$ 13,800	22.6%	
53110 - Employee Training	\$ -	\$ -	\$ -	\$ -	\$ -	\$ 1,800	0.0%	\$ -	\$ 2,000	0.0%	

Committee Expense Budget Report - by Account Detail
Through October 31, 2024 (91.67% YTD, 88.46% Payroll Expense through Pay Period Ending 10/12/2024)
***2019, 2020, 2021, 2022, 2023 Actual Full Fiscal Year**

Department / Fund / Account Classification	2019 Actual Amount*	2020 Actual Amount*	2021 Actual Amount*	2022 Actual Amount*	2023 Actual Amount*	2023 Adopted Budget	2023 YTD% Actual/Budget	2024 Actual Amount	2024 Adopted Budget	2024 YTD% Actual/Budget	2019 - 2024 Trend
53120 - Employee Mileage Expense	\$ 31	\$ 25	\$ -	\$ 600	\$ 122	\$ 1,635	7.4%	\$ 479	\$ 1,925	24.9%	
53130 - General Association Dues	\$ -	\$ 250	\$ 50	\$ 50	\$ -	\$ 500	0.0%	\$ 100	\$ 500	20.0%	
Commodities	\$ 307	\$ 597	\$ 594	\$ 982	\$ 1,264	\$ 2,415	52.3%	\$ 458	\$ 1,850	24.8%	
60000 - Office Supplies	\$ 307	\$ 597	\$ 594	\$ 477	\$ 760	\$ 1,665	45.6%	\$ 205	\$ 1,100	18.7%	
60265 - Public Health Commodities - Coronavirus	\$ -	\$ -	\$ -	\$ -	\$ -	\$ -	0.0%	\$ -	\$ -	0.0%	
64010 - Cellular Phone	\$ -	\$ -	\$ -	\$ 505	\$ 504	\$ 750	67.2%	\$ 253	\$ 750	33.7%	
Contingency and Other	\$ -	\$ -	\$ -	\$ -	\$ -	\$ -	0.0%	\$ -	\$ -	0.0%	
89000 - Addition to Fund Balance	\$ -	\$ -	\$ -	\$ -	\$ -	\$ -	0.0%	\$ -	\$ -	0.0%	
Transfers Out	\$ -	\$ -	\$ -	\$ 8,379	\$ -	\$ 8,739	0.0%	\$ 5,942	\$ 5,942	100.0%	
99000 - Transfer To Other Funds	\$ -	\$ -	\$ -	\$ -	\$ -	\$ -	0.0%	\$ -	\$ -	0.0%	
99001 - Transfer to General Fund 001	\$ -	\$ -	\$ -	\$ 8,379	\$ -	\$ 8,739	0.0%	\$ 5,942	\$ 5,942	100.0%	
205 Circuit Ct Clerk Op and Admin	\$ -	\$ -	\$ -	\$ -	\$ -	\$ 75,500	0.0%	\$ -	\$ 82,827	0.0%	
Expenses	\$ -	\$ -	\$ -	\$ -	\$ -	\$ 75,500	0.0%	\$ -	\$ 82,827	0.0%	
Commodities	\$ -	\$ -	\$ -	\$ -	\$ -	\$ 10,000	0.0%	\$ -	\$ 10,000	0.0%	
60010 - Operating Supplies	\$ -	\$ -	\$ -	\$ -	\$ -	\$ 10,000	0.0%	\$ -	\$ 10,000	0.0%	
Contingency and Other	\$ -	\$ -	\$ -	\$ -	\$ -	\$ 65,500	0.0%	\$ -	\$ 72,827	0.0%	
89000 - Addition to Fund Balance	\$ -	\$ -	\$ -	\$ -	\$ -	\$ 65,500	0.0%	\$ -	\$ 72,827	0.0%	
Grand Total	\$ 6,414,485	\$ 6,096,425	\$ 6,159,371	\$ 6,031,580	\$ 6,156,124	\$ 8,775,348	68.8%	\$ 4,785,521	\$ 7,875,481	58.6%	

Committee Revenue Budget Report - by Account Detail
Through October 31, 2024 (91.67% YTD)
***2019, 2020, 2021, 2022, 2023 Actual Full Fiscal Year**

Department / Fund / Account Classification	2019 Actual Amount*	2020 Actual Amount*	2021 Actual Amount*	2022 Actual Amount*	2023 Actual Amount*	2023 Adopted Budget	2023 YTD% Actual/Budget	2024 Actual Amount	2024 Adopted Budget	2024 YTD% Actual/Budget	2019 - 2024 Trend
300 State's Attorney	\$ 4,217,143	\$ 3,693,746	\$ 5,829,831	\$ 4,512,463	\$ 5,885,058	\$ 5,433,405	95.6%	\$ 5,607,311	\$ 6,600,647	85.0%	
001 General Fund	\$ 1,240,949	\$ 1,319,990	\$ 2,660,408	\$ 1,673,042	\$ 1,967,207	\$ 1,869,646	104.7%	\$ 1,499,881	\$ 1,691,680	88.7%	
Revenue	\$ 1,240,949	\$ 1,319,990	\$ 2,660,408	\$ 1,673,042	\$ 1,967,207	\$ 1,869,646	104.7%	\$ 1,499,881	\$ 1,691,680	88.7%	
Charges for Services	\$ 653,192	\$ 711,809	\$ 767,175	\$ 733,696	\$ 743,972	\$ 463,000	160.7%	\$ 641,249	\$ 623,000	102.9%	
34250 - State's Atty Prosecution Fees	\$ 278,019	\$ 379,596	\$ 410,676	\$ 429,410	\$ 448,341	\$ 250,000	179.3%	\$ 405,224	\$ 400,000	101.3%	
35010 - Default Fees	\$ 125,120	\$ 130,051	\$ 125,906	\$ 63,913	\$ 55,278	\$ -	0.0%	\$ 44,344	\$ -	0.0%	
35230 - DV Diversion Program Fee	\$ 76,393	\$ 47,572	\$ 65,967	\$ 77,490	\$ 76,718	\$ 65,000	118.0%	\$ 53,286	\$ 80,000	66.6%	
35270 - Drug Testing Administrative Fee	\$ 8,550	\$ 6,264	\$ 7,482	\$ 8,626	\$ 9,204	\$ 7,500	122.7%	\$ 7,242	\$ 7,500	96.6%	
35280 - Drug Diversion Program Fee	\$ 63,464	\$ 65,741	\$ 78,061	\$ 60,921	\$ 38,660	\$ 80,000	48.3%	\$ 23,789	\$ 45,000	52.9%	
35345 - Deferred Prosecution	\$ 91,774	\$ 78,915	\$ 77,117	\$ 91,622	\$ 115,065	\$ 60,000	191.8%	\$ 105,946	\$ 90,000	117.7%	
35350 - D/A Deferred Prosecution	\$ 8,485	\$ 3,671	\$ 1,807	\$ 622	\$ 1,366	\$ -	0.0%	\$ 1,366	\$ -	0.0%	
35355 - P/S Deferred Prosecution	\$ -	\$ -	\$ -	\$ -	\$ -	\$ -	0.0%	\$ -	\$ -	0.0%	
35900 - Miscellaneous Fees	\$ 1,385	\$ -	\$ 160	\$ 1,092	\$ (659)	\$ 500	(131.9%)	\$ 52	\$ 500	10.4%	
Reimbursements	\$ 183,829	\$ 188,597	\$ 192,993	\$ 197,820	\$ 203,817	\$ 192,000	106.2%	\$ 176,218	\$ 197,438	89.3%	
37030 - States Atty Salary Reimbursement	\$ 183,829	\$ 188,597	\$ 192,993	\$ 197,820	\$ 203,817	\$ 192,000	106.2%	\$ 176,218	\$ 197,438	89.3%	
Grants	\$ 49,762	\$ 34,207	\$ 28,988	\$ 204,059	\$ 515,161	\$ 939,646	54.8%	\$ 404,200	\$ 471,242	85.8%	
32095 - JJC Council Grant	\$ 49,762	\$ 34,207	\$ 28,988	\$ 19,713	\$ 15,527	\$ 59,072	26.3%	\$ 39,255	\$ 59,072	66.5%	
32155 - SAMHSA CDSP Grant	\$ -	\$ -	\$ -	\$ -	\$ 208,488	\$ 347,283	60.0%	\$ 29,087	\$ -	0.0%	
32275 - COSSAP Grant	\$ -	\$ -	\$ -	\$ 171,743	\$ 289,158	\$ 400,396	72.2%	\$ 335,857	\$ 412,170	81.5%	
32719 - CLEPD Grant	\$ -	\$ -	\$ -	\$ 12,603	\$ -	\$ -	0.0%	\$ -	\$ -	0.0%	
33636 - SAO ARPA Grant	\$ -	\$ -	\$ -	\$ -	\$ 1,988	\$ 132,895	1.5%	\$ -	\$ -	0.0%	
Other	\$ -	\$ 8	\$ 1,664	\$ 385	\$ 667	\$ -	0.0%	\$ 725	\$ -	0.0%	
38560 - State's Attorney Refunds	\$ -	\$ 8	\$ 1,664	\$ 385	\$ 667	\$ -	0.0%	\$ 725	\$ -	0.0%	
Transfers In	\$ -	\$ -	\$ 1,063,806	\$ 14,351	\$ 9,776	\$ -	100.0%	\$ -	\$ -	0.0%	
39000 - Transfer From Other Funds	\$ -	\$ -	\$ 1,063,806	\$ -	\$ -	\$ -	0.0%	\$ -	\$ -	0.0%	
39114 - Transfer from Property Freeze Protection Fund 114	\$ -	\$ -	\$ -	\$ -	\$ 9,776	\$ -	100.0%	\$ -	\$ -	0.0%	
39350 - Transfer from County Health Fund 350	\$ -	\$ -	\$ -	\$ 14,351	\$ -	\$ -	0.0%	\$ -	\$ -	0.0%	
Fines	\$ 354,166	\$ 385,369	\$ 605,782	\$ 522,732	\$ 493,814	\$ 275,000	179.6%	\$ 277,490	\$ 400,000	69.4%	
36000 - State's Attorney Fines	\$ 269,145	\$ 178,720	\$ 255,783	\$ 308,501	\$ 304,658	\$ 250,000	121.9%	\$ 249,701	\$ 275,000	90.8%	
36010 - Bond Forfeiture Fines	\$ 85,021	\$ 206,648	\$ 349,999	\$ 214,231	\$ 189,157	\$ 25,000	756.6%	\$ 27,789	\$ 125,000	22.2%	
36040 - Second Chance Fines	\$ -	\$ 1	\$ -	\$ -	\$ -	\$ -	0.0%	\$ -	\$ -	0.0%	
220 Title IV-D	\$ 619,949	\$ 571,532	\$ 862,288	\$ 840,799	\$ 881,912	\$ 898,804	98.1%	\$ 605,727	\$ 891,276	68.0%	
Revenue	\$ 619,949	\$ 571,532	\$ 862,288	\$ 840,799	\$ 881,912	\$ 898,804	98.1%	\$ 605,727	\$ 891,276	68.0%	
Grants	\$ 619,949	\$ 571,532	\$ 792,411	\$ 667,646	\$ 695,360	\$ 698,108	99.6%	\$ 567,382	\$ 712,070	79.7%	
32020 - Title IV-D Grant	\$ 619,949	\$ 571,532	\$ 792,411	\$ 667,646	\$ 695,360	\$ 698,108	99.6%	\$ 567,382	\$ 712,070	79.7%	
Interest Revenue	\$ -	\$ -	\$ -	\$ -	\$ 5,213	\$ -	0.0%	\$ 8,517	\$ -	0.0%	
38000 - Investment Income	\$ -	\$ -	\$ -	\$ -	\$ 5,213	\$ -	0.0%	\$ 8,517	\$ -	0.0%	
Other	\$ -	\$ -	\$ -	\$ -	\$ -	\$ 19,357	0.0%	\$ -	\$ 149,378	0.0%	
38900 - Miscellaneous Other	\$ -	\$ -	\$ -	\$ -	\$ -	\$ -	0.0%	\$ -	\$ -	0.0%	
39900 - Fund Balance Utilization	\$ -	\$ -	\$ -	\$ -	\$ -	\$ 19,357	0.0%	\$ -	\$ 149,378	0.0%	
Transfers In	\$ -	\$ -	\$ 69,877	\$ 173,153	\$ 181,339	\$ 181,339	100.0%	\$ 29,828	\$ 29,828	100.0%	
39000 - Transfer From Other Funds	\$ -	\$ -	\$ 69,877	\$ -	\$ -	\$ -	0.0%	\$ -	\$ -	0.0%	
39120 - Transfer from Grand Victoria Casino Elgin Fund 120	\$ -	\$ -	\$ -	\$ 173,153	\$ 181,339	\$ 181,339	100.0%	\$ 29,828	\$ 29,828	100.0%	
221 Drug Prosecution	\$ 245,023	\$ 226,681	\$ 269,700	\$ 374,395	\$ 675,652	\$ 379,897	107.7%	\$ 564,526	\$ 570,746	98.9%	
Revenue	\$ 245,023	\$ 226,681	\$ 269,700	\$ 374,395	\$ 675,652	\$ 379,897	107.7%	\$ 564,526	\$ 570,746	98.9%	
Grants	\$ 136,507	\$ 119,646	\$ 112,028	\$ 127,431	\$ 127,431	\$ 127,431	100.0%	\$ 95,573	\$ 127,431	75.0%	
32030 - Drug Prosecution Grant	\$ 136,507	\$ 119,646	\$ 112,028	\$ 127,431	\$ 127,431	\$ 127,431	100.0%	\$ 95,573	\$ 127,431	75.0%	
Interest Revenue	\$ -	\$ -	\$ -	\$ -	\$ (871)	\$ -	0.0%	\$ 7,134	\$ -	0.0%	
38000 - Investment Income	\$ -	\$ -	\$ -	\$ -	\$ (871)	\$ -	0.0%	\$ 7,134	\$ -	0.0%	
Other	\$ -	\$ -	\$ 626	\$ -	\$ -	\$ 31,572	0.0%	\$ -	\$ 31,988	0.0%	
38900 - Miscellaneous Other	\$ -	\$ -	\$ 626	\$ -	\$ -	\$ -	0.0%	\$ -	\$ -	0.0%	
39900 - Fund Balance Utilization	\$ -	\$ -	\$ -	\$ -	\$ -	\$ 31,572	0.0%	\$ -	\$ 31,988	0.0%	

Committee Revenue Budget Report - by Account Detail
Through October 31, 2024 (91.67% YTD)
***2019, 2020, 2021, 2022, 2023 Actual Full Fiscal Year**

Department / Fund / Account Classification	2019 Actual Amount*	2020 Actual Amount*	2021 Actual Amount*	2022 Actual Amount*	2023 Actual Amount*	2023 Adopted Budget	2023 YTD% Actual/Budget	2024 Actual Amount	2024 Adopted Budget	2024 YTD% Actual/Budget	2019 - 2024 Trend
Transfers In	\$ -	\$ -	\$ 112,613	\$ 196,832	\$ 428,449	\$ 180,894	100.0%	\$ 356,327	\$ 356,327	100.0%	
39000 - Transfer From Other Funds	\$ -	\$ -	\$ 112,613	\$ -	\$ -	\$ -	0.0%	\$ -	\$ -	0.0%	
39120 - Transfer from Grand Victoria Casino Elgin Fund 120	\$ -	\$ -	\$ -	\$ 85,192	\$ 180,894	\$ 180,894	100.0%	\$ 356,327	\$ 356,327	100.0%	
39234 - Transfer From Drug Asset Forfeiture Fund 234	\$ -	\$ -	\$ -	\$ -	\$ 247,555	\$ -	100.0%	\$ -	\$ -	0.0%	
39357 - Transfer from COVID Payroll Reimbursement Fund 357	\$ -	\$ -	\$ -	\$ 111,640	\$ -	\$ -	0.0%	\$ -	\$ -	0.0%	
Fines	\$ 108,516	\$ 107,035	\$ 44,433	\$ 50,132	\$ 120,643	\$ 40,000	301.6%	\$ 105,491	\$ 55,000	191.8%	
36020 - Drug Fines	\$ 108,516	\$ 107,035	\$ 44,433	\$ 50,132	\$ 62,877	\$ 40,000	157.2%	\$ 27,635	\$ 55,000	50.2%	
36025 - Forfeited Funds	\$ -	\$ -	\$ -	\$ -	\$ 57,767	\$ -	0.0%	\$ 77,856	\$ -	0.0%	
222 Victim Coordinator Services	\$ 166,653	\$ 127,713	\$ 144,393	\$ 181,245	\$ 163,386	\$ 161,246	101.3%	\$ 323,155	\$ 368,700	87.6%	
Revenue	\$ 166,653	\$ 127,713	\$ 144,393	\$ 181,245	\$ 163,386	\$ 161,246	101.3%	\$ 323,155	\$ 368,700	87.6%	
Reimbursements	\$ -	\$ 13,750	\$ -	\$ -	\$ -	\$ -	0.0%	\$ -	\$ -	0.0%	
37900 - Miscellaneous Reimbursement	\$ -	\$ 13,750	\$ -	\$ -	\$ -	\$ -	0.0%	\$ -	\$ -	0.0%	
Grants	\$ 47,700	\$ 10,112	\$ 70,186	\$ 56,425	\$ 60,988	\$ 55,000	110.9%	\$ 75,000	\$ 100,000	75.0%	
32050 - Atty General Victim Coord Grant	\$ 47,700	\$ 10,112	\$ 70,186	\$ 56,425	\$ 60,988	\$ 55,000	110.9%	\$ 75,000	\$ 100,000	75.0%	
32320 - Law Enforcement/Victim Ast Grant	\$ -	\$ -	\$ -	\$ -	\$ -	\$ -	0.0%	\$ -	\$ -	0.0%	
Interest Revenue	\$ -	\$ -	\$ -	\$ -	\$ 1,438	\$ -	0.0%	\$ 1,351	\$ -	0.0%	
38000 - Investment Income	\$ -	\$ -	\$ -	\$ -	\$ 1,438	\$ -	0.0%	\$ 1,351	\$ -	0.0%	
Other	\$ -	\$ -	\$ -	\$ -	\$ -	\$ 5,286	0.0%	\$ -	\$ 21,896	0.0%	
39900 - Fund Balance Utilization	\$ -	\$ -	\$ -	\$ -	\$ -	\$ 5,286	0.0%	\$ -	\$ 21,896	0.0%	
Transfers In	\$ 118,953	\$ 103,851	\$ 74,207	\$ 124,820	\$ 100,960	\$ 100,960	100.0%	\$ 246,804	\$ 246,804	100.0%	
39000 - Transfer From Other Funds	\$ 118,953	\$ 103,851	\$ 74,207	\$ -	\$ -	\$ -	0.0%	\$ -	\$ -	0.0%	
39120 - Transfer from Grand Victoria Casino Elgin Fund 120	\$ -	\$ -	\$ -	\$ 124,820	\$ 100,960	\$ 100,960	100.0%	\$ 246,804	\$ 246,804	100.0%	
223 Domestic Violence	\$ 555,808	\$ 336,843	\$ 209,938	\$ 148,337	\$ 358,956	\$ 356,726	100.6%	\$ 455,913	\$ 526,513	86.6%	
Revenue	\$ 555,808	\$ 336,843	\$ 209,938	\$ 148,337	\$ 358,956	\$ 356,726	100.6%	\$ 455,913	\$ 526,513	86.6%	
Interest Revenue	\$ 7,811	\$ 6,829	\$ 399	\$ 527	\$ 8,956	\$ -	0.0%	\$ 5,158	\$ 12,622	40.9%	
38000 - Investment Income	\$ 7,811	\$ 6,829	\$ 399	\$ 527	\$ 8,956	\$ -	0.0%	\$ 5,158	\$ 12,622	40.9%	
Other	\$ -	\$ -	\$ -	\$ -	\$ -	\$ 6,726	0.0%	\$ -	\$ 63,136	0.0%	
39900 - Fund Balance Utilization	\$ -	\$ -	\$ -	\$ -	\$ -	\$ 6,726	0.0%	\$ -	\$ 63,136	0.0%	
Transfers In	\$ 547,997	\$ 330,014	\$ 209,539	\$ 147,810	\$ 350,000	\$ 350,000	100.0%	\$ 450,755	\$ 450,755	100.0%	
39000 - Transfer From Other Funds	\$ 547,997	\$ 330,014	\$ 209,539	\$ -	\$ -	\$ -	0.0%	\$ -	\$ -	0.0%	
39120 - Transfer from Grand Victoria Casino Elgin Fund 120	\$ -	\$ -	\$ -	\$ 147,810	\$ 350,000	\$ 350,000	100.0%	\$ 450,755	\$ 450,755	100.0%	
224 Environmental Prosecution	\$ 688	\$ 1	\$ -	\$ -	\$ -	\$ -	0.0%	\$ -	\$ -	0.0%	
Revenue	\$ 688	\$ 1	\$ -	\$ -	\$ -	\$ -	0.0%	\$ -	\$ -	0.0%	
Grants	\$ -	\$ -	\$ -	\$ -	\$ -	\$ -	0.0%	\$ -	\$ -	0.0%	
33550 - VOCA Grant	\$ -	\$ -	\$ -	\$ -	\$ -	\$ -	0.0%	\$ -	\$ -	0.0%	
Interest Revenue	\$ 688	\$ 1	\$ -	\$ -	\$ -	\$ -	0.0%	\$ -	\$ -	0.0%	
38000 - Investment Income	\$ 688	\$ 1	\$ -	\$ -	\$ -	\$ -	0.0%	\$ -	\$ -	0.0%	
Other	\$ -	\$ -	\$ -	\$ -	\$ -	\$ -	0.0%	\$ -	\$ -	0.0%	
39900 - Fund Balance Utilization	\$ -	\$ -	\$ -	\$ -	\$ -	\$ -	0.0%	\$ -	\$ -	0.0%	
225 Auto Theft Task Force	\$ 1,048	\$ 601	\$ (1)	\$ (500)	\$ 1,864	\$ -	0.0%	\$ 793	\$ 1,350	58.8%	
Revenue	\$ 1,048	\$ 601	\$ (1)	\$ (500)	\$ 1,864	\$ -	0.0%	\$ 793	\$ 1,350	58.8%	
Interest Revenue	\$ 1,048	\$ 601	\$ (1)	\$ (500)	\$ 1,864	\$ -	0.0%	\$ 793	\$ 1,350	58.8%	
38000 - Investment Income	\$ 1,048	\$ 601	\$ (1)	\$ (500)	\$ 1,864	\$ -	0.0%	\$ 793	\$ 1,350	58.8%	
226 Weed and Seed	\$ -	\$ -	\$ -	\$ -	\$ 421	\$ -	2.9%	\$ 476	\$ 14,000	3.4%	
Revenue	\$ -	\$ -	\$ -	\$ -	\$ 421	\$ -	2.9%	\$ 476	\$ 14,000	3.4%	
Interest Revenue	\$ -	\$ -	\$ -	\$ -	\$ 421	\$ -	0.0%	\$ 476	\$ -	0.0%	
38000 - Investment Income	\$ -	\$ -	\$ -	\$ -	\$ 421	\$ -	0.0%	\$ 476	\$ -	0.0%	
Other	\$ -	\$ -	\$ -	\$ -	\$ -	\$ -	0.0%	\$ -	\$ 14,000	0.0%	
39900 - Fund Balance Utilization	\$ -	\$ -	\$ -	\$ -	\$ -	\$ -	0.0%	\$ -	\$ 14,000	0.0%	

Committee Revenue Budget Report - by Account Detail
Through October 31, 2024 (91.67% YTD)
***2019, 2020, 2021, 2022, 2023 Actual Full Fiscal Year**

Department / Fund / Account Classification	2019 Actual Amount*	2020 Actual Amount*	2021 Actual Amount*	2022 Actual Amount*	2023 Actual Amount*	2023 Adopted Budget	2023 YTD% Actual/Budget	2024 Actual Amount	2024 Adopted Budget	2024 YTD% Actual/Budget	2019 - 2024 Trend
230 Child Advocacy Center	\$ 1,235,691	\$ 1,031,432	\$ 1,580,690	\$ 1,248,438	\$ 1,701,499	\$ 1,561,742	96.4%	\$ 1,849,079	\$ 2,277,465	81.2%	
Revenue	\$ 1,235,691	\$ 1,031,432	\$ 1,580,690	\$ 1,248,438	\$ 1,701,499	\$ 1,561,742	96.4%	\$ 1,849,079	\$ 2,277,465	81.2%	
Charges for Services	\$ 331,556	\$ 371,158	\$ 468,245	\$ 479,264	\$ 481,040	\$ 300,150	160.3%	\$ 427,010	\$ 400,000	106.8%	
35020 - Child Advocacy Center Fees	\$ 331,556	\$ 371,158	\$ 468,245	\$ 479,264	\$ 481,040	\$ 300,150	160.3%	\$ 427,010	\$ 400,000	106.8%	
Reimbursements	\$ 32,083	\$ 5,833	\$ 70,000	\$ 35,000	\$ 35,000	\$ 35,000	100.0%	\$ -	\$ 35,000	0.0%	
37040 - CAC Invest Salary Reimbursement	\$ 32,083	\$ 5,833	\$ 70,000	\$ 35,000	\$ 35,000	\$ 35,000	100.0%	\$ -	\$ 35,000	0.0%	
Grants	\$ 165,470	\$ 153,911	\$ 285,508	\$ 266,001	\$ 459,127	\$ 479,633	95.7%	\$ 515,243	\$ 662,823	77.7%	
32000 - Attorney General CAC Grant	\$ 15,000	\$ 6,097	\$ 17,987	\$ 21,928	\$ 45,575	\$ 33,000	138.1%	\$ 9,700	\$ 82,000	11.8%	
32010 - DCFS- Child Advocacy Cntr Grant	\$ 42,599	\$ 37,995	\$ 97,590	\$ 109,625	\$ 271,416	\$ 281,734	96.3%	\$ 406,527	\$ 458,898	88.6%	
32076 - CESF Grant	\$ -	\$ -	\$ 16,000	\$ 34,020	\$ 2,708	\$ 20,000	13.5%	\$ -	\$ -	0.0%	
33550 - VOCA Grant	\$ 107,871	\$ 109,819	\$ 153,931	\$ 100,428	\$ 139,428	\$ 144,899	96.2%	\$ 99,016	\$ 121,925	81.2%	
Interest Revenue	\$ 9,964	\$ 6,220	\$ 1,793	\$ (4,991)	\$ 35,675	\$ 2,000	1,783.8%	\$ 16,280	\$ 40,220	40.5%	
38000 - Investment Income	\$ 9,964	\$ 6,220	\$ 1,793	\$ (4,991)	\$ 35,675	\$ 2,000	1,783.8%	\$ 16,280	\$ 40,220	40.5%	
Other	\$ -	\$ -	\$ -	\$ 25	\$ -	\$ 54,303	0.0%	\$ 1,991	\$ 250,866	0.8%	
38900 - Miscellaneous Other	\$ -	\$ -	\$ -	\$ 25	\$ -	\$ -	0.0%	\$ 1,991	\$ -	0.0%	
39900 - Fund Balance Utilization	\$ -	\$ -	\$ -	\$ -	\$ -	\$ 54,303	0.0%	\$ -	\$ 250,866	0.0%	
Transfers In	\$ 696,619	\$ 494,310	\$ 755,144	\$ 473,140	\$ 690,656	\$ 690,656	100.0%	\$ 888,556	\$ 888,556	100.0%	
39000 - Transfer From Other Funds	\$ 696,619	\$ 494,310	\$ 755,144	\$ -	\$ -	\$ -	0.0%	\$ -	\$ -	0.0%	
39120 - Transfer from Grand Victoria Casino Elgin Fund 120	\$ -	\$ -	\$ -	\$ 473,140	\$ 690,656	\$ 690,656	100.0%	\$ 888,556	\$ 888,556	100.0%	
231 Equitable Sharing Program	\$ 1,224	\$ 662	\$ (1)	\$ (540)	\$ 5,177	\$ 25,000	20.7%	\$ 917	\$ 11,456	8.0%	
Revenue	\$ 1,224	\$ 662	\$ (1)	\$ (540)	\$ 5,177	\$ 25,000	20.7%	\$ 917	\$ 11,456	8.0%	
Interest Revenue	\$ 1,224	\$ 662	\$ (1)	\$ (540)	\$ 1,998	\$ -	0.0%	\$ 917	\$ 1,456	63.0%	
38000 - Investment Income	\$ 1,224	\$ 662	\$ (1)	\$ (540)	\$ 1,998	\$ -	0.0%	\$ 917	\$ 1,456	63.0%	
Other	\$ -	\$ -	\$ -	\$ -	\$ 3,179	\$ 25,000	12.7%	\$ -	\$ 10,000	0.0%	
38600 - DOJ Equitable Sharing Proceeds	\$ -	\$ -	\$ -	\$ -	\$ 3,179	\$ 25,000	12.7%	\$ -	\$ 10,000	0.0%	
232 State's Atty Records Automation	\$ 33,737	\$ 24,024	\$ 26,062	\$ 19,024	\$ 25,624	\$ 75,334	34.0%	\$ 19,192	\$ 68,982	27.8%	
Revenue	\$ 33,737	\$ 24,024	\$ 26,062	\$ 19,024	\$ 25,624	\$ 75,334	34.0%	\$ 19,192	\$ 68,982	27.8%	
Charges for Services	\$ 33,737	\$ 21,270	\$ 21,710	\$ 20,289	\$ 20,279	\$ 30,000	67.6%	\$ 17,575	\$ 20,000	87.9%	
35300 - Records Automation Fees	\$ 33,737	\$ 21,270	\$ 21,710	\$ 20,289	\$ 20,279	\$ 30,000	67.6%	\$ 17,575	\$ 20,000	87.9%	
Interest Revenue	\$ -	\$ 2,754	\$ 52	\$ (1,265)	\$ 5,344	\$ -	0.0%	\$ 1,617	\$ 3,895	41.5%	
38000 - Investment Income	\$ -	\$ 2,754	\$ 52	\$ (1,265)	\$ 5,344	\$ -	0.0%	\$ 1,617	\$ 3,895	41.5%	
Other	\$ -	\$ -	\$ -	\$ -	\$ -	\$ 45,334	0.0%	\$ -	\$ 45,087	0.0%	
39900 - Fund Balance Utilization	\$ -	\$ -	\$ -	\$ -	\$ -	\$ 45,334	0.0%	\$ -	\$ 45,087	0.0%	
Transfers In	\$ -	\$ -	\$ 4,300	\$ -	\$ -	\$ -	0.0%	\$ -	\$ -	0.0%	
39000 - Transfer From Other Funds	\$ -	\$ -	\$ 4,300	\$ -	\$ -	\$ -	0.0%	\$ -	\$ -	0.0%	
233 Bad Check Restitution	\$ 4,216	\$ 3,124	\$ 2,278	\$ (595)	\$ 2,217	\$ -	0.0%	\$ 944	\$ 1,605	58.8%	
Revenue	\$ 4,216	\$ 3,124	\$ 2,278	\$ (595)	\$ 2,217	\$ -	0.0%	\$ 944	\$ 1,605	58.8%	
Interest Revenue	\$ 1,087	\$ 664	\$ (2)	\$ (595)	\$ 2,217	\$ -	0.0%	\$ 944	\$ 1,605	58.8%	
38000 - Investment Income	\$ 1,087	\$ 664	\$ (2)	\$ (595)	\$ 2,217	\$ -	0.0%	\$ 944	\$ 1,605	58.8%	
Fines	\$ 3,129	\$ 2,460	\$ 2,280	\$ -	\$ -	\$ -	0.0%	\$ -	\$ -	0.0%	
36030 - Collection Fines	\$ 3,129	\$ 2,460	\$ 2,280	\$ -	\$ -	\$ -	0.0%	\$ -	\$ -	0.0%	
234 Drug Asset Forfeiture	\$ 24,811	\$ 17,890	\$ 53,612	\$ 30,003	\$ 18,220	\$ 50,000	6.1%	\$ 335	\$ 58,672	0.6%	
Revenue	\$ 24,811	\$ 17,890	\$ 53,612	\$ 30,003	\$ 18,220	\$ 50,000	6.1%	\$ 335	\$ 58,672	0.6%	
Interest Revenue	\$ 3,601	\$ 2,347	\$ (15)	\$ (3,380)	\$ 15,120	\$ -	0.0%	\$ 335	\$ 8,672	3.9%	
38000 - Investment Income	\$ 3,601	\$ 2,347	\$ (15)	\$ (3,380)	\$ 15,120	\$ -	0.0%	\$ 335	\$ 8,672	3.9%	
Other	\$ -	\$ -	\$ -	\$ -	\$ -	\$ -	0.0%	\$ -	\$ -	0.0%	
39900 - Fund Balance Utilization	\$ -	\$ -	\$ -	\$ -	\$ -	\$ -	0.0%	\$ -	\$ -	0.0%	
Transfers In	\$ -	\$ -	\$ -	\$ -	\$ 3,100	\$ -	0.0%	\$ -	\$ -	0.0%	
39000 - Transfer From Other Funds	\$ -	\$ -	\$ -	\$ -	\$ 3,100	\$ -	0.0%	\$ -	\$ -	0.0%	

Committee Revenue Budget Report - by Account Detail
Through October 31, 2024 (91.67% YTD)
***2019, 2020, 2021, 2022, 2023 Actual Full Fiscal Year**

Department / Fund / Account Classification	2019 Actual Amount*	2020 Actual Amount*	2021 Actual Amount*	2022 Actual Amount*	2023 Actual Amount*	2023 Adopted Budget	2023 YTD% Actual/Budget	2024 Actual Amount	2024 Adopted Budget	2024 YTD% Actual/Budget	2019 - 2024 Trend
Fines	\$ 21,210	\$ 15,544	\$ 53,628	\$ 33,383	\$ -	\$ 50,000	0.0%	\$ -	\$ 50,000	0.0%	
36020 - Drug Fines	\$ 21,210	\$ 15,544	\$ 53,628	\$ 33,383	\$ -	\$ 50,000	0.0%	\$ -	\$ 50,000	0.0%	
235 State's Attorney Employee Events	\$ 1,268	\$ 844	\$ 57	\$ (20)	\$ 76	\$ 10	755.8%	\$ 32	\$ 55	58.5%	
Revenue	\$ 1,268	\$ 844	\$ 57	\$ (20)	\$ 76	\$ 10	755.8%	\$ 32	\$ 55	58.5%	
Reimbursements	\$ -	\$ -	\$ -	\$ -	\$ -	\$ 10	0.0%	\$ -	\$ -	0.0%	
37900 - Miscellaneous Reimbursement	\$ -	\$ -	\$ -	\$ -	\$ -	\$ 10	0.0%	\$ -	\$ -	0.0%	
Interest Revenue	\$ 29	\$ 24	\$ (0)	\$ (20)	\$ 76	\$ -	0.0%	\$ 32	\$ 55	58.5%	
38000 - Investment Income	\$ 29	\$ 24	\$ (0)	\$ (20)	\$ 76	\$ -	0.0%	\$ 32	\$ 55	58.5%	
Other	\$ 1,240	\$ 820	\$ 57	\$ -	\$ -	\$ -	0.0%	\$ -	\$ -	0.0%	
38900 - Miscellaneous Other	\$ 1,240	\$ 820	\$ 57	\$ -	\$ -	\$ -	0.0%	\$ -	\$ -	0.0%	
236 Child Advocacy Advisory Board	\$ 1,289	\$ 1,033	\$ 601	\$ (370)	\$ 1,377	\$ -	0.0%	\$ 586	\$ 997	58.8%	
Revenue	\$ 1,289	\$ 1,033	\$ 601	\$ (370)	\$ 1,377	\$ -	0.0%	\$ 586	\$ 997	58.8%	
Interest Revenue	\$ 739	\$ 433	\$ 1	\$ (370)	\$ 1,377	\$ -	0.0%	\$ 586	\$ 997	58.8%	
38000 - Investment Income	\$ 739	\$ 433	\$ 1	\$ (370)	\$ 1,377	\$ -	0.0%	\$ 586	\$ 997	58.8%	
Other	\$ 550	\$ 600	\$ 600	\$ -	\$ -	\$ -	0.0%	\$ -	\$ -	0.0%	
38520 - General Donations	\$ 550	\$ 600	\$ 600	\$ -	\$ -	\$ -	0.0%	\$ -	\$ -	0.0%	
237 Money Laundering - State's Atty	\$ 30,320	\$ 7,725	\$ 754	\$ (3,208)	\$ 23,787	\$ 5,000	475.7%	\$ 245,489	\$ 11,148	2,202.1%	
Revenue	\$ 30,320	\$ 7,725	\$ 754	\$ (3,208)	\$ 23,787	\$ 5,000	475.7%	\$ 245,489	\$ 11,148	2,202.1%	
Interest Revenue	\$ -	\$ 3,585	\$ (20)	\$ (3,208)	\$ 11,949	\$ -	0.0%	\$ 6,046	\$ 8,648	69.9%	
38000 - Investment Income	\$ -	\$ 3,585	\$ (20)	\$ (3,208)	\$ 11,949	\$ -	0.0%	\$ 6,046	\$ 8,648	69.9%	
Other	\$ -	\$ -	\$ -	\$ -	\$ -	\$ -	0.0%	\$ -	\$ -	0.0%	
39900 - Fund Balance Utilization	\$ -	\$ -	\$ -	\$ -	\$ -	\$ -	0.0%	\$ -	\$ -	0.0%	
Transfers In	\$ -	\$ -	\$ -	\$ -	\$ 9,200	\$ -	0.0%	\$ -	\$ -	0.0%	
39000 - Transfer From Other Funds	\$ -	\$ -	\$ -	\$ -	\$ 9,200	\$ -	0.0%	\$ -	\$ -	0.0%	
Fines	\$ 30,320	\$ 4,140	\$ 775	\$ -	\$ 2,638	\$ 5,000	52.8%	\$ 239,442	\$ 2,500	9,577.7%	
36020 - Drug Fines	\$ 30,320	\$ 4,140	\$ 775	\$ -	\$ 2,638	\$ 5,000	52.8%	\$ -	\$ 2,500	0.0%	
36025 - Forfeited Funds	\$ -	\$ -	\$ -	\$ -	\$ -	\$ -	0.0%	\$ 239,442	\$ -	0.0%	
490 Kane County Law Enforcement	\$ 54,470	\$ 23,650	\$ 19,050	\$ 2,414	\$ 57,687	\$ 50,000	115.4%	\$ 40,264	\$ 106,002	38.0%	
Revenue	\$ 54,470	\$ 23,650	\$ 19,050	\$ 2,414	\$ 57,687	\$ 50,000	115.4%	\$ 40,264	\$ 106,002	38.0%	
Interest Revenue	\$ 6,330	\$ 3,763	\$ (35)	\$ (2,216)	\$ 9,793	\$ 2,000	489.6%	\$ 3,811	\$ 7,002	54.4%	
38000 - Investment Income	\$ 6,330	\$ 3,763	\$ (35)	\$ (2,216)	\$ 9,793	\$ 2,000	489.6%	\$ 3,811	\$ 7,002	54.4%	
Other	\$ -	\$ -	\$ -	\$ -	\$ -	\$ 46,000	0.0%	\$ -	\$ 59,000	0.0%	
39900 - Fund Balance Utilization	\$ -	\$ -	\$ -	\$ -	\$ -	\$ 46,000	0.0%	\$ -	\$ 59,000	0.0%	
Transfers In	\$ -	\$ -	\$ 10,774	\$ 2,026	\$ -	\$ -	0.0%	\$ -	\$ -	0.0%	
39000 - Transfer From Other Funds	\$ -	\$ -	\$ 10,774	\$ 2,026	\$ -	\$ -	0.0%	\$ -	\$ -	0.0%	
Fines	\$ 48,140	\$ 19,887	\$ 8,311	\$ 2,604	\$ 47,894	\$ 2,000	2,394.7%	\$ 36,453	\$ 40,000	91.1%	
36050 - DUI Fines	\$ 48,140	\$ 19,887	\$ 8,311	\$ 2,604	\$ 47,894	\$ 2,000	2,394.7%	\$ 36,453	\$ 40,000	91.1%	
Grand Total	\$ 4,217,143	\$ 3,693,746	\$ 5,829,831	\$ 4,512,463	\$ 5,885,058	\$ 5,433,405	95.6%	\$ 5,607,311	\$ 6,600,647	85.0%	

Committee Expense Budget Report - by Account Detail
Through October 31, 2024 (91.67% YTD, 88.46% Payroll Expense through Pay Period Ending 10/12/2024)
***2019, 2020, 2021, 2022, 2023 Actual Full Fiscal Year**

Department / Fund / Account Classification	2019 Actual Amount*	2020 Actual Amount*	2021 Actual Amount*	2022 Actual Amount*	2023 Actual Amount*	2023 Adopted Budget	2023 YTD% Actual/Budget	2024 Actual Amount	2024 Adopted Budget	2024 YTD% Actual/Budget	2019 - 2024 Trend
300 State's Attorney	\$ 9,498,453	\$ 9,457,653	\$ 10,845,804	\$ 12,538,468	\$ 15,171,139	\$ 15,934,691	88.2%	\$ 14,834,938	\$ 18,069,254	80.5%	
001 General Fund	\$ 5,237,871	\$ 5,510,922	\$ 6,500,008	\$ 8,261,323	\$ 9,197,398	\$ 10,160,471	87.3%	\$ 8,609,905	\$ 10,648,439	78.9%	
Expenses	\$ 5,237,871	\$ 5,510,922	\$ 6,500,008	\$ 8,261,323	\$ 9,197,398	\$ 10,160,471	87.3%	\$ 8,609,905	\$ 10,648,439	78.9%	
Personnel Services- Salaries & Wages	\$ 4,004,451	\$ 4,380,151	\$ 5,209,472	\$ 6,497,499	\$ 7,174,634	\$ 7,440,895	93.1%	\$ 7,999,431	\$ 9,759,694	79.9%	
40000 - Salaries and Wages	\$ 3,965,818	\$ 4,357,560	\$ 4,937,646	\$ 6,458,731	\$ 7,121,530	\$ 8,027,214	89.4%	\$ 7,902,302	\$ 8,522,767	92.7%	
40002 - Non-Union Wage Increase	\$ -	\$ -	\$ -	\$ -	\$ -	\$ 238,781	0.0%	\$ -	\$ -	0.0%	
40003 - Cost of Living Increase	\$ -	\$ -	\$ -	\$ -	\$ -	\$ -	0.0%	\$ -	\$ -	0.0%	
40004 - Merit Increase	\$ -	\$ -	\$ -	\$ -	\$ -	\$ -	0.0%	\$ -	\$ 1,088,927	0.0%	
40005 - New Position Budget Moved to Contingency	\$ -	\$ -	\$ -	\$ -	\$ -	\$ (929,500)	0.0%	\$ -	\$ -	0.0%	
40009 - Salaries and Wages Subsidy	\$ -	\$ (15,819)	\$ -	\$ -	\$ -	\$ -	0.0%	\$ -	\$ -	0.0%	
40040 - Lump Sum Distribution	\$ -	\$ -	\$ 233,800	\$ -	\$ -	\$ -	0.0%	\$ -	\$ -	0.0%	
40200 - Overtime Salaries	\$ 144	\$ -	\$ 33	\$ -	\$ -	\$ -	0.0%	\$ -	\$ -	0.0%	
40310 - Bond Call	\$ 38,489	\$ 38,411	\$ 37,993	\$ 38,768	\$ 53,104	\$ 104,400	50.9%	\$ 91,609	\$ 148,000	61.9%	
40335 - Stipend for Diversion Program	\$ -	\$ -	\$ -	\$ -	\$ -	\$ -	0.0%	\$ 5,521	\$ -	0.0%	
Personnel Services- Employee Benefits	\$ 799,517	\$ 845,929	\$ 932,734	\$ 1,201,182	\$ 1,313,203	\$ 1,489,237	82.1%	\$ 49	\$ -	0.0%	
45000 - Healthcare Contribution	\$ 777,255	\$ 822,163	\$ 905,500	\$ 1,169,092	\$ 1,280,722	\$ 1,451,267	82.2%	\$ -	\$ -	0.0%	
45009 - Healthcare Subsidy	\$ -	\$ (503)	\$ -	\$ -	\$ -	\$ -	0.0%	\$ -	\$ -	0.0%	
45010 - Dental Contribution	\$ 22,262	\$ 24,296	\$ 27,234	\$ 32,089	\$ 32,481	\$ 37,970	78.8%	\$ -	\$ -	0.0%	
45019 - Dental Subsidy	\$ -	\$ (28)	\$ -	\$ -	\$ -	\$ -	0.0%	\$ -	\$ -	0.0%	
45100 - FICA/SS Contribution	\$ -	\$ -	\$ -	\$ -	\$ -	\$ -	0.0%	\$ 31	\$ -	0.0%	
45200 - IMRF Contribution	\$ -	\$ -	\$ -	\$ -	\$ -	\$ -	0.0%	\$ 18	\$ -	0.0%	
Contractual Services	\$ 375,359	\$ 167,336	\$ 212,465	\$ 286,849	\$ 331,676	\$ 539,186	62.7%	\$ 387,199	\$ 521,021	74.0%	
50150 - Contractual/Consulting Services	\$ 149,089	\$ 7,031	\$ 42,281	\$ 59,325	\$ 106,148	\$ 211,008	52.8%	\$ 141,762	\$ 189,151	74.9%	
50160 - Legal Services	\$ -	\$ -	\$ 45	\$ -	\$ -	\$ -	0.0%	\$ -	\$ -	0.0%	
50235 - Public Health Services - Coronavirus	\$ -	\$ -	\$ -	\$ -	\$ -	\$ -	0.0%	\$ -	\$ -	0.0%	
50240 - Trials and Costs of Hearing	\$ 15,603	\$ 17,840	\$ 27,578	\$ 54,942	\$ 20,152	\$ 35,000	57.6%	\$ 28,361	\$ 40,000	70.9%	
50250 - Legal Trial Notices	\$ 10,426	\$ 6,831	\$ 7,866	\$ 4,376	\$ -	\$ 5,000	0.0%	\$ -	\$ 5,000	0.0%	
50260 - Witness Costs	\$ 8,074	\$ 16,278	\$ 1,960	\$ 8,383	\$ 4,755	\$ 17,500	27.2%	\$ 7,700	\$ 12,500	61.6%	
50270 - Court Reporter Costs	\$ 71,929	\$ 58,530	\$ 67,059	\$ 50,211	\$ 58,679	\$ 72,500	80.9%	\$ 54,352	\$ 70,000	77.6%	
50280 - Legal Process Server Costs	\$ 202	\$ -	\$ -	\$ 155	\$ -	\$ 10,000	0.0%	\$ -	\$ -	0.0%	
50300 - Extradition Costs	\$ 14,518	\$ 9,172	\$ 13,962	\$ -	\$ -	\$ 10,000	0.0%	\$ -	\$ -	0.0%	
52130 - Repairs and Maint- Computers	\$ -	\$ -	\$ 322	\$ -	\$ -	\$ -	0.0%	\$ -	\$ -	0.0%	
52140 - Repairs and Maint- Copiers	\$ 17,006	\$ 9,378	\$ 13,294	\$ 13,629	\$ 16,618	\$ 20,000	83.1%	\$ 16,432	\$ 20,000	82.2%	
52160 - Repairs and Maint- Equipment	\$ 12	\$ 178	\$ 140	\$ -	\$ -	\$ 1,000	0.0%	\$ -	\$ 1,000	0.0%	
52230 - Repairs and Maint- Vehicles	\$ 4,689	\$ 6,104	\$ 3,968	\$ 9,694	\$ 6,023	\$ 12,000	50.2%	\$ 3,305	\$ 12,000	27.5%	
53040 - General Advertising	\$ -	\$ -	\$ -	\$ -	\$ -	\$ -	0.0%	\$ -	\$ -	0.0%	
53060 - General Printing	\$ 192	\$ -	\$ 54	\$ -	\$ 188	\$ 2,700	7.0%	\$ -	\$ 2,000	0.0%	
53100 - Conferences and Meetings	\$ 28,089	\$ 8,605	\$ 4,927	\$ 28,277	\$ 18,537	\$ 17,250	107.5%	\$ 26,208	\$ 18,000	143.6%	
53104 - Program Events	\$ -	\$ -	\$ -	\$ -	\$ -	\$ -	0.0%	\$ 434	\$ -	21.7%	
53110 - Employee Training	\$ 21,897	\$ 308	\$ 18,604	\$ 30,951	\$ 64,054	\$ 83,571	76.6%	\$ 55,962	\$ 106,500	52.5%	
53115 - Law Enforcement Training	\$ 11,109	\$ 5,135	\$ -	\$ -	\$ -	\$ -	0.0%	\$ -	\$ -	0.0%	
53120 - Employee Mileage Expense	\$ 1,764	\$ 272	\$ 114	\$ 3,190	\$ 6,622	\$ 7,452	88.9%	\$ 698	\$ 12,000	5.8%	
53130 - General Association Dues	\$ 20,763	\$ 21,674	\$ 10,291	\$ 23,715	\$ 29,900	\$ 34,205	87.4%	\$ 51,985	\$ 32,870	158.2%	
Commodities	\$ 53,475	\$ 117,506	\$ 145,337	\$ 237,294	\$ 366,234	\$ 432,531	82.8%	\$ 186,677	\$ 367,724	50.8%	
60000 - Office Supplies	\$ 14,585	\$ 21,355	\$ 43,176	\$ 45,143	\$ 52,305	\$ 45,000	116.2%	\$ 40,288	\$ 55,000	73.3%	
60010 - Operating Supplies	\$ 10,959	\$ 7,141	\$ 8,231	\$ 21,764	\$ 86,172	\$ 59,545	124.3%	\$ 22,221	\$ 36,539	60.8%	
60040 - Postage	\$ -	\$ -	\$ -	\$ 136	\$ -	\$ -	0.0%	\$ -	\$ -	0.0%	
60050 - Books and Subscriptions	\$ 11,159	\$ 65,422	\$ 76,148	\$ 84,295	\$ 103,574	\$ 89,914	115.2%	\$ 73,989	\$ 105,360	70.2%	
60055 - Office Equipment - Non Capital	\$ -	\$ -	\$ -	\$ -	\$ 23,980	\$ 25,000	95.9%	\$ -	\$ 25,000	0.0%	
60060 - Computer Software- Non Capital	\$ 10,798	\$ 19,624	\$ 11,560	\$ 30,918	\$ 13,738	\$ 61,531	22.3%	\$ (26,931)	\$ 33,625	(80.1%)	
60070 - Computer Hardware- Non Capital	\$ 769	\$ 998	\$ 2,495	\$ 40,802	\$ 52,512	\$ 120,041	43.7%	\$ 58,951	\$ 71,450	82.5%	
60265 - Public Health Commodities - Coronavirus	\$ -	\$ -	\$ -	\$ -	\$ -	\$ -	0.0%	\$ -	\$ -	0.0%	
60570 - Office Furniture - Non-Capital	\$ -	\$ -	\$ -	\$ 4,500	\$ 23,407	\$ 19,500	120.0%	\$ 7,777	\$ 22,750	34.2%	
63040 - Fuel- Vehicles	\$ 5,205	\$ 2,964	\$ 3,586	\$ 9,736	\$ 10,547	\$ 12,000	87.9%	\$ 10,383	\$ 18,000	57.7%	

Committee Expense Budget Report - by Account Detail
Through October 31, 2024 (91.67% YTD, 88.46% Payroll Expense through Pay Period Ending 10/12/2024)
***2019, 2020, 2021, 2022, 2023 Actual Full Fiscal Year**

Department / Fund / Account Classification	2019 Actual Amount*	2020 Actual Amount*	2021 Actual Amount*	2022 Actual Amount*	2023 Actual Amount*	2023 Adopted Budget	2023 YTD% Actual/Budget	2024 Actual Amount	2024 Adopted Budget	2024 YTD% Actual/Budget	2019 - 2024 Trend
64000 - Telephone	\$ -	\$ -	\$ 142	\$ -	\$ -	\$ -	0.0%	\$ -	\$ -	0.0%	
Capital	\$ -	\$ -	\$ -	\$ -	\$ -	\$ -	0.0%	\$ 36,549	\$ -	0.0%	
70070 - Automotive Equipment	\$ -	\$ -	\$ -	\$ -	\$ -	\$ -	0.0%	\$ 36,096	\$ -	0.0%	
70080 - Office Furniture	\$ -	\$ -	\$ -	\$ -	\$ -	\$ -	0.0%	\$ -	\$ -	0.0%	
70090 - Office Equipment	\$ -	\$ -	\$ -	\$ -	\$ -	\$ -	0.0%	\$ -	\$ -	0.0%	
70100 - Copiers	\$ -	\$ -	\$ -	\$ -	\$ -	\$ -	0.0%	\$ 453	\$ -	0.0%	
Transfers Out	\$ 5,069	\$ -	\$ -	\$ 38,500	\$ 11,652	\$ 258,622	4.5%	\$ -	\$ -	0.0%	
99000 - Transfer To Other Funds	\$ 5,069	\$ -	\$ -	\$ -	\$ -	\$ -	0.0%	\$ -	\$ -	0.0%	
99001 - Transfer to General Fund 001	\$ -	\$ -	\$ -	\$ -	\$ 11,652	\$ 11,652	100.0%	\$ -	\$ -	0.0%	
99010 - Transfer To Insurance Liability Fund 010	\$ -	\$ -	\$ -	\$ 8,890	\$ -	\$ -	0.0%	\$ -	\$ -	0.0%	
99110 - Transfer to Illinois Municipal Retirement Fund 110	\$ -	\$ -	\$ -	\$ 15,840	\$ -	\$ -	0.0%	\$ -	\$ -	0.0%	
99111 - Transfer to FICA/Social Security Fund 111	\$ -	\$ -	\$ -	\$ 13,770	\$ -	\$ -	0.0%	\$ -	\$ -	0.0%	
99500 - Transfer to Capital Projects Fund 500	\$ -	\$ -	\$ -	\$ -	\$ -	\$ 246,970	0.0%	\$ -	\$ -	0.0%	
010 Insurance Liability	\$ 1,203,788	\$ 1,332,221	\$ 1,560,401	\$ 1,550,568	\$ 2,149,824	\$ 2,210,461	89.5%	\$ 2,237,870	\$ 2,511,848	85.7%	
Expenses	\$ 1,203,788	\$ 1,332,221	\$ 1,560,401	\$ 1,550,568	\$ 2,149,824	\$ 2,210,461	89.5%	\$ 2,237,870	\$ 2,511,848	85.7%	
Personnel Services- Salaries & Wages	\$ 798,569	\$ 891,628	\$ 974,801	\$ 985,223	\$ 1,252,196	\$ 1,293,483	96.4%	\$ 1,401,940	\$ 1,572,806	86.1%	
40000 - Salaries and Wages	\$ 798,569	\$ 891,628	\$ 974,801	\$ 985,223	\$ 1,252,196	\$ 1,260,714	99.1%	\$ 1,401,940	\$ 1,403,357	96.1%	
40002 - Non-Union Wage Increase	\$ -	\$ -	\$ -	\$ -	\$ -	\$ 32,769	0.0%	\$ -	\$ -	0.0%	
40003 - Cost of Living Increase	\$ -	\$ -	\$ -	\$ -	\$ -	\$ -	0.0%	\$ -	\$ 42,101	0.0%	
40004 - Merit Increase	\$ -	\$ -	\$ -	\$ -	\$ -	\$ -	0.0%	\$ -	\$ 127,348	0.0%	
40009 - Salaries and Wages Subsidy	\$ -	\$ -	\$ -	\$ -	\$ -	\$ -	0.0%	\$ -	\$ -	0.0%	
Personnel Services- Employee Benefits	\$ 269,562	\$ 313,466	\$ 359,820	\$ 366,859	\$ 419,826	\$ 500,940	83.7%	\$ 430,629	\$ 401,661	102.1%	
45000 - Healthcare Contribution	\$ 132,850	\$ 151,901	\$ 171,601	\$ 191,223	\$ 233,263	\$ 299,400	77.9%	\$ 260,820	\$ 186,624	131.7%	
45009 - Healthcare Subsidy	\$ -	\$ -	\$ -	\$ -	\$ -	\$ -	0.0%	\$ -	\$ -	0.0%	
45010 - Dental Contribution	\$ 4,723	\$ 4,096	\$ 5,319	\$ 4,688	\$ 5,024	\$ 7,516	66.8%	\$ 5,677	\$ 5,499	91.3%	
45019 - Dental Subsidy	\$ -	\$ -	\$ -	\$ -	\$ -	\$ -	0.0%	\$ -	\$ -	0.0%	
45100 - FICA/SS Contribution	\$ 56,655	\$ 64,338	\$ 70,233	\$ 71,036	\$ 90,886	\$ 98,952	91.5%	\$ 102,538	\$ 110,578	89.3%	
45109 - FICA/SS Subsidy	\$ -	\$ -	\$ -	\$ -	\$ -	\$ -	0.0%	\$ -	\$ -	0.0%	
45200 - IMRF Contribution	\$ 55,477	\$ 69,397	\$ 82,648	\$ 67,705	\$ 62,196	\$ 66,615	93.0%	\$ 61,594	\$ 66,202	89.6%	
45209 - IMRF Subsidy	\$ -	\$ -	\$ -	\$ -	\$ -	\$ -	0.0%	\$ -	\$ -	0.0%	
53010 - Workers Compensation	\$ 19,857	\$ 23,734	\$ 30,019	\$ 32,206	\$ 28,457	\$ 28,457	100.0%	\$ -	\$ 32,758	0.0%	
Contractual Services	\$ 134,203	\$ 122,146	\$ 221,694	\$ 195,634	\$ 474,092	\$ 407,238	80.1%	\$ 391,623	\$ 530,881	73.5%	
50150 - Contractual/Consulting Services	\$ -	\$ -	\$ -	\$ -	\$ -	\$ -	0.0%	\$ 3,000	\$ -	0.0%	
50160 - Legal Services	\$ 99,443	\$ 83,166	\$ 187,822	\$ 132,721	\$ 397,720	\$ 250,000	91.4%	\$ 336,981	\$ 400,000	84.2%	
50240 - Trials and Costs of Hearing	\$ 1,040	\$ 5,216	\$ 4,713	\$ 4,351	\$ 5,834	\$ 45,000	13.0%	\$ 6,390	\$ 20,000	31.9%	
50250 - Legal Trial Notices	\$ 1,657	\$ 2,382	\$ -	\$ 1,875	\$ 5,429	\$ 35,000	15.5%	\$ 5,276	\$ 15,000	35.2%	
50260 - Witness Costs	\$ -	\$ -	\$ -	\$ -	\$ 6,000	\$ -	0.0%	\$ 1,400	\$ -	0.0%	
50270 - Court Reporter Costs	\$ 3,332	\$ 2,610	\$ 2,207	\$ 12,993	\$ 8,246	\$ 3,000	274.9%	\$ 14,583	\$ 18,000	81.0%	
50290 - Investigations	\$ -	\$ -	\$ -	\$ -	\$ -	\$ -	0.0%	\$ 200	\$ -	0.0%	
52140 - Repairs and Maint- Copiers	\$ 2,654	\$ 3,582	\$ 3,320	\$ 1,834	\$ 3,265	\$ 4,500	72.5%	\$ 4,149	\$ 4,500	92.2%	
53000 - Liability Insurance	\$ 14,853	\$ 19,452	\$ 19,140	\$ 26,685	\$ 37,770	\$ 37,770	100.0%	\$ -	\$ 47,605	0.0%	
53020 - Unemployment Claims	\$ 874	\$ 559	\$ 605	\$ 806	\$ 518	\$ 518	100.0%	\$ -	\$ 766	0.0%	
53100 - Conferences and Meetings	\$ 1,086	\$ 410	\$ 1,221	\$ 2,175	\$ 692	\$ 10,000	6.9%	\$ -	\$ 7,500	0.0%	
53110 - Employee Training	\$ 3,715	\$ -	\$ 1,327	\$ 7,893	\$ 3,714	\$ 15,000	24.8%	\$ 9,634	\$ 10,000	96.3%	
53120 - Employee Mileage Expense	\$ 1,168	\$ 39	\$ 79	\$ -	\$ -	\$ 1,500	0.0%	\$ -	\$ 1,000	0.0%	
53130 - General Association Dues	\$ 4,381	\$ 4,730	\$ 1,261	\$ 4,302	\$ 4,904	\$ 4,950	99.1%	\$ 10,010	\$ 6,510	153.8%	
Commodities	\$ 1,454	\$ 4,861	\$ 4,087	\$ 2,852	\$ 3,711	\$ 8,800	42.2%	\$ 13,677	\$ 6,500	46.1%	
60000 - Office Supplies	\$ 225	\$ 1,304	\$ 2,177	\$ 620	\$ 1,619	\$ 2,500	64.7%	\$ 2,243	\$ 3,000	24.4%	
60040 - Postage	\$ -	\$ -	\$ 12	\$ -	\$ -	\$ -	0.0%	\$ -	\$ -	0.0%	
60050 - Books and Subscriptions	\$ 1,229	\$ 3,557	\$ 1,898	\$ 2,232	\$ 2,092	\$ 4,900	42.7%	\$ -	\$ 3,500	0.0%	
60060 - Computer Software- Non Capital	\$ -	\$ -	\$ -	\$ -	\$ -	\$ -	0.0%	\$ 11,435	\$ -	67.3%	
64000 - Telephone	\$ -	\$ -	\$ -	\$ -	\$ -	\$ 1,400	0.0%	\$ -	\$ -	0.0%	
Capital	\$ -	\$ 120	\$ -	\$ -	\$ -	\$ -	0.0%	\$ -	\$ -	0.0%	

Committee Expense Budget Report - by Account Detail
Through October 31, 2024 (91.67% YTD, 88.46% Payroll Expense through Pay Period Ending 10/12/2024)
***2019, 2020, 2021, 2022, 2023 Actual Full Fiscal Year**

Department / Fund / Account Classification	2019 Actual Amount*	2020 Actual Amount*	2021 Actual Amount*	2022 Actual Amount*	2023 Actual Amount*	2023 Adopted Budget	2023 YTD% Actual/Budget	2024 Actual Amount	2024 Adopted Budget	2024 YTD% Actual/Budget	2019 - 2024 Trend
70050 - Printers	\$ -	\$ -	\$ -	\$ -	\$ -	\$ -	0.0%	\$ -	\$ -	0.0%	
70090 - Office Equipment	\$ -	\$ 120	\$ -	\$ -	\$ -	\$ -	0.0%	\$ -	\$ -	0.0%	
220 Title IV-D	\$ 713,068	\$ 669,183	\$ 726,544	\$ 676,579	\$ 696,113	\$ 898,804	77.4%	\$ 719,117	\$ 891,276	80.7%	
Expenses	\$ 713,068	\$ 669,183	\$ 726,544	\$ 676,579	\$ 696,113	\$ 898,804	77.4%	\$ 719,117	\$ 891,276	80.7%	
Personnel Services- Salaries & Wages	\$ 417,467	\$ 460,543	\$ 516,960	\$ 474,117	\$ 502,115	\$ 514,596	97.6%	\$ 559,318	\$ 634,221	88.2%	
40000 - Salaries and Wages	\$ 417,467	\$ 460,543	\$ 490,960	\$ 474,117	\$ 502,115	\$ 499,564	100.5%	\$ 559,318	\$ 518,687	107.8%	
40002 - Non-Union Wage Increase	\$ -	\$ -	\$ -	\$ -	\$ -	\$ 15,032	0.0%	\$ -	\$ -	0.0%	
40003 - Cost of Living Increase	\$ -	\$ -	\$ -	\$ -	\$ -	\$ -	0.0%	\$ -	\$ 15,561	0.0%	
40004 - Merit Increase	\$ -	\$ -	\$ -	\$ -	\$ -	\$ -	0.0%	\$ -	\$ 99,973	0.0%	
40040 - Lump Sum Distribution	\$ -	\$ -	\$ 26,000	\$ -	\$ -	\$ -	0.0%	\$ -	\$ -	0.0%	
Personnel Services- Employee Benefits	\$ 180,961	\$ 183,340	\$ 197,906	\$ 184,302	\$ 176,422	\$ 188,774	93.5%	\$ 155,789	\$ 176,404	88.3%	
45000 - Healthcare Contribution	\$ 105,085	\$ 99,315	\$ 96,955	\$ 99,222	\$ 99,622	\$ 108,391	91.9%	\$ 86,303	\$ 94,458	91.4%	
45010 - Dental Contribution	\$ 4,453	\$ 3,475	\$ 3,290	\$ 3,159	\$ 3,029	\$ 3,090	98.0%	\$ 3,052	\$ 3,367	90.6%	
45100 - FICA/SS Contribution	\$ 30,507	\$ 33,637	\$ 38,302	\$ 35,046	\$ 37,122	\$ 39,367	94.3%	\$ 41,501	\$ 40,870	101.5%	
45200 - IMRF Contribution	\$ 29,492	\$ 35,269	\$ 43,965	\$ 30,382	\$ 25,225	\$ 26,502	95.2%	\$ 24,932	\$ 24,469	101.9%	
53010 - Workers Compensation	\$ 11,424	\$ 11,644	\$ 15,393	\$ 16,492	\$ 11,424	\$ 11,424	100.0%	\$ -	\$ 13,240	0.0%	
Contractual Services	\$ 10,913	\$ 11,533	\$ 10,685	\$ 15,690	\$ 15,939	\$ 187,233	8.5%	\$ 4,010	\$ 76,151	5.3%	
50150 - Contractual/Consulting Services	\$ -	\$ -	\$ -	\$ -	\$ -	\$ 100,000	0.0%	\$ -	\$ 25,000	0.0%	
50240 - Trials and Costs of Hearing	\$ -	\$ -	\$ -	\$ -	\$ -	\$ 32,000	0.0%	\$ -	\$ 10,000	0.0%	
50280 - Legal Process Server Costs	\$ -	\$ -	\$ -	\$ -	\$ -	\$ 7,250	0.0%	\$ -	\$ 2,000	0.0%	
53000 - Liability Insurance	\$ 8,546	\$ 9,544	\$ 9,815	\$ 13,665	\$ 15,027	\$ 15,027	100.0%	\$ -	\$ 19,241	0.0%	
53020 - Unemployment Claims	\$ 503	\$ 274	\$ 310	\$ 413	\$ 206	\$ 206	100.0%	\$ -	\$ 310	0.0%	
53100 - Conferences and Meetings	\$ -	\$ -	\$ -	\$ -	\$ -	\$ 12,500	0.0%	\$ 370	\$ 7,500	4.9%	
53110 - Employee Training	\$ 289	\$ -	\$ -	\$ -	\$ 146	\$ 17,500	0.8%	\$ -	\$ 10,000	0.0%	
53120 - Employee Mileage Expense	\$ -	\$ -	\$ -	\$ 37	\$ -	\$ -	0.0%	\$ -	\$ -	0.0%	
53130 - General Association Dues	\$ 1,575	\$ 1,715	\$ 560	\$ 1,575	\$ 560	\$ 2,750	20.4%	\$ 3,640	\$ 2,100	173.3%	
Commodities	\$ 16,663	\$ 13,767	\$ 993	\$ 2,471	\$ 1,637	\$ 8,201	20.0%	\$ -	\$ 4,500	0.0%	
60000 - Office Supplies	\$ 4,098	\$ 11,263	\$ 993	\$ 2,471	\$ 1,637	\$ 5,000	32.7%	\$ -	\$ 3,000	0.0%	
60040 - Postage	\$ -	\$ -	\$ -	\$ -	\$ -	\$ 275	0.0%	\$ -	\$ 250	0.0%	
60050 - Books and Subscriptions	\$ -	\$ -	\$ -	\$ -	\$ -	\$ 2,500	0.0%	\$ -	\$ 1,000	0.0%	
60060 - Computer Software- Non Capital	\$ 12,564	\$ 2,504	\$ -	\$ -	\$ -	\$ 426	0.0%	\$ -	\$ 250	0.0%	
Capital	\$ -	\$ -	\$ -	\$ -	\$ -	\$ -	0.0%	\$ -	\$ -	0.0%	
70090 - Office Equipment	\$ -	\$ -	\$ -	\$ -	\$ -	\$ -	0.0%	\$ -	\$ -	0.0%	
Contingency and Other	\$ -	\$ -	\$ -	\$ -	\$ -	\$ -	0.0%	\$ -	\$ -	0.0%	
89000 - Addition to Fund Balance	\$ -	\$ -	\$ -	\$ -	\$ -	\$ -	0.0%	\$ -	\$ -	0.0%	
Transfers Out	\$ 87,064	\$ -	\$ -	\$ -	\$ -	\$ -	0.0%	\$ -	\$ -	0.0%	
99000 - Transfer To Other Funds	\$ 87,064	\$ -	\$ -	\$ -	\$ -	\$ -	0.0%	\$ -	\$ -	0.0%	
221 Drug Prosecution	\$ 435,894	\$ 296,294	\$ 286,624	\$ 309,061	\$ 486,623	\$ 379,897	77.6%	\$ 529,577	\$ 570,746	92.8%	
Expenses	\$ 435,894	\$ 296,294	\$ 286,624	\$ 309,061	\$ 486,623	\$ 379,897	77.6%	\$ 529,577	\$ 570,746	92.8%	
Personnel Services- Salaries & Wages	\$ 199,673	\$ 208,913	\$ 204,391	\$ 218,631	\$ 352,645	\$ 265,534	132.8%	\$ 401,397	\$ 461,155	87.0%	
40000 - Salaries and Wages	\$ 199,673	\$ 208,913	\$ 195,391	\$ 218,631	\$ 352,645	\$ 257,777	136.8%	\$ 401,397	\$ 385,005	104.3%	
40002 - Non-Union Wage Increase	\$ -	\$ -	\$ -	\$ -	\$ -	\$ 7,757	0.0%	\$ -	\$ -	0.0%	
40003 - Cost of Living Increase	\$ -	\$ -	\$ -	\$ -	\$ -	\$ -	0.0%	\$ -	\$ 11,551	0.0%	
40004 - Merit Increase	\$ -	\$ -	\$ -	\$ -	\$ -	\$ -	0.0%	\$ -	\$ 64,599	0.0%	
40040 - Lump Sum Distribution	\$ -	\$ -	\$ 9,000	\$ -	\$ -	\$ -	0.0%	\$ -	\$ -	0.0%	
Personnel Services- Employee Benefits	\$ 71,916	\$ 81,719	\$ 77,911	\$ 76,271	\$ 114,914	\$ 100,055	114.9%	\$ 110,287	\$ 93,283	118.2%	
45000 - Healthcare Contribution	\$ 38,141	\$ 44,346	\$ 37,992	\$ 35,840	\$ 63,329	\$ 58,328	108.6%	\$ 60,493	\$ 32,902	183.9%	
45010 - Dental Contribution	\$ 489	\$ 469	\$ 826	\$ 1,258	\$ 1,962	\$ 1,844	106.4%	\$ 1,851	\$ 2,259	81.9%	
45100 - FICA/SS Contribution	\$ 14,373	\$ 15,385	\$ 15,322	\$ 16,200	\$ 25,851	\$ 20,313	127.3%	\$ 29,659	\$ 30,337	97.8%	
45200 - IMRF Contribution	\$ 13,955	\$ 16,341	\$ 17,573	\$ 14,443	\$ 17,876	\$ 13,675	130.7%	\$ 18,285	\$ 18,163	100.7%	
53010 - Workers Compensation	\$ 4,960	\$ 5,179	\$ 6,197	\$ 8,530	\$ 5,895	\$ 5,895	100.0%	\$ -	\$ 9,622	0.0%	
Contractual Services	\$ 4,979	\$ 5,661	\$ 4,322	\$ 14,159	\$ 19,063	\$ 13,461	141.6%	\$ 17,893	\$ 16,308	109.7%	

Committee Expense Budget Report - by Account Detail
Through October 31, 2024 (91.67% YTD, 88.46% Payroll Expense through Pay Period Ending 10/12/2024)
***2019, 2020, 2021, 2022, 2023 Actual Full Fiscal Year**

Department / Fund / Account Classification	2019 Actual Amount*	2020 Actual Amount*	2021 Actual Amount*	2022 Actual Amount*	2023 Actual Amount*	2023 Adopted Budget	2023 YTD% Actual/Budget	2024 Actual Amount	2024 Adopted Budget	2024 YTD% Actual/Budget	2019 - 2024 Trend
50270 - Court Reporter Costs	\$ -	\$ -	\$ -	\$ 2,654	\$ 6,206	\$ -	0.0%	\$ 8,242	\$ -	0.0%	
53000 - Liability Insurance	\$ 3,710	\$ 4,245	\$ 3,951	\$ 7,067	\$ 7,754	\$ 7,754	100.0%	\$ -	\$ 13,983	0.0%	
53020 - Unemployment Claims	\$ 219	\$ 122	\$ 125	\$ 214	\$ 107	\$ 107	100.0%	\$ -	\$ 225	0.0%	
53100 - Conferences and Meetings	\$ -	\$ 244	\$ 106	\$ 3,156	\$ 2,756	\$ 4,500	61.2%	\$ 6,301	\$ -	0.0%	
53120 - Employee Mileage Expense	\$ -	\$ -	\$ -	\$ 18	\$ -	\$ -	0.0%	\$ -	\$ -	0.0%	
53130 - General Association Dues	\$ 1,050	\$ 1,050	\$ 140	\$ 1,050	\$ 2,240	\$ 1,100	203.6%	\$ 3,350	\$ 2,100	159.5%	
Commodities	\$ -	\$ -	\$ -	\$ -	\$ -	\$ 847	0.0%	\$ -	\$ -	0.0%	
60070 - Computer Hardware- Non Capital	\$ -	\$ -	\$ -	\$ -	\$ -	\$ -	0.0%	\$ -	\$ -	0.0%	
64000 - Telephone	\$ -	\$ -	\$ -	\$ -	\$ -	\$ 847	0.0%	\$ -	\$ -	0.0%	
Contingency and Other	\$ -	\$ -	\$ -	\$ -	\$ -	\$ -	0.0%	\$ -	\$ -	0.0%	
89000 - Addition to Fund Balance	\$ -	\$ -	\$ -	\$ -	\$ -	\$ -	0.0%	\$ -	\$ -	0.0%	
Transfers Out	\$ 159,325	\$ -	\$ -	\$ -	\$ -	\$ -	0.0%	\$ -	\$ -	0.0%	
99000 - Transfer To Other Funds	\$ 159,325	\$ -	\$ -	\$ -	\$ -	\$ -	0.0%	\$ -	\$ -	0.0%	
222 Victim Coordinator Services	\$ 198,061	\$ 200,785	\$ 152,412	\$ 125,702	\$ 258,743	\$ 161,246	160.5%	\$ 301,443	\$ 368,700	81.8%	
Expenses	\$ 198,061	\$ 200,785	\$ 152,412	\$ 125,702	\$ 258,743	\$ 161,246	160.5%	\$ 301,443	\$ 368,700	81.8%	
Personnel Services- Salaries & Wages	\$ 131,947	\$ 138,170	\$ 102,813	\$ 83,700	\$ 182,705	\$ 111,080	164.5%	\$ 213,093	\$ 220,171	96.8%	
40000 - Salaries and Wages	\$ 131,947	\$ 138,170	\$ 95,113	\$ 83,700	\$ 182,705	\$ 107,835	169.4%	\$ 213,093	\$ 190,216	112.0%	
40002 - Non-Union Wage Increase	\$ -	\$ -	\$ -	\$ -	\$ -	\$ 3,245	0.0%	\$ -	\$ -	0.0%	
40003 - Cost of Living Increase	\$ -	\$ -	\$ -	\$ -	\$ -	\$ -	0.0%	\$ -	\$ 5,707	0.0%	
40004 - Merit Increase	\$ -	\$ -	\$ -	\$ -	\$ -	\$ -	0.0%	\$ -	\$ 24,248	0.0%	
40040 - Lump Sum Distribution	\$ -	\$ -	\$ 7,700	\$ -	\$ -	\$ -	0.0%	\$ -	\$ -	0.0%	
Personnel Services- Employee Benefits	\$ 56,913	\$ 59,228	\$ 46,917	\$ 39,578	\$ 72,145	\$ 44,876	160.8%	\$ 88,349	\$ 141,750	62.3%	
45000 - Healthcare Contribution	\$ 33,785	\$ 33,861	\$ 26,151	\$ 25,319	\$ 46,327	\$ 27,416	169.0%	\$ 61,873	\$ 105,038	58.9%	
45010 - Dental Contribution	\$ 910	\$ 911	\$ 890	\$ 760	\$ 1,181	\$ 788	149.9%	\$ 1,916	\$ 8,159	23.5%	
45100 - FICA/SS Contribution	\$ 9,342	\$ 9,862	\$ 7,366	\$ 5,971	\$ 13,240	\$ 8,498	155.8%	\$ 15,336	\$ 14,989	102.3%	
45200 - IMRF Contribution	\$ 9,334	\$ 10,815	\$ 8,436	\$ 5,069	\$ 8,944	\$ 5,721	156.3%	\$ 9,223	\$ 8,974	102.8%	
53010 - Workers Compensation	\$ 3,542	\$ 3,779	\$ 4,074	\$ 2,460	\$ 2,453	\$ 2,453	100.0%	\$ -	\$ 4,590	0.0%	
Contractual Services	\$ 9,200	\$ 3,388	\$ 2,681	\$ 2,424	\$ 3,893	\$ 5,290	73.6%	\$ -	\$ 6,779	0.0%	
50150 - Contractual/Consulting Services	\$ 6,393	\$ 200	\$ -	\$ -	\$ -	\$ 2,000	0.0%	\$ -	\$ -	0.0%	
53000 - Liability Insurance	\$ 2,650	\$ 3,098	\$ 2,598	\$ 2,038	\$ 3,245	\$ 3,245	100.0%	\$ -	\$ 6,671	0.0%	
53020 - Unemployment Claims	\$ 157	\$ 90	\$ 83	\$ 63	\$ 45	\$ 45	100.0%	\$ -	\$ 108	0.0%	
53100 - Conferences and Meetings	\$ -	\$ -	\$ -	\$ 323	\$ 603	\$ -	0.0%	\$ -	\$ -	0.0%	
Contingency and Other	\$ -	\$ -	\$ -	\$ -	\$ -	\$ -	0.0%	\$ -	\$ -	0.0%	
89000 - Addition to Fund Balance	\$ -	\$ -	\$ -	\$ -	\$ -	\$ -	0.0%	\$ -	\$ -	0.0%	
223 Domestic Violence	\$ 385,470	\$ 308,368	\$ 330,790	\$ 271,075	\$ 317,691	\$ 356,726	89.1%	\$ 301,485	\$ 526,513	57.3%	
Expenses	\$ 385,470	\$ 308,368	\$ 330,790	\$ 271,075	\$ 317,691	\$ 356,726	89.1%	\$ 301,485	\$ 526,513	57.3%	
Personnel Services- Salaries & Wages	\$ 272,162	\$ 226,926	\$ 228,574	\$ 169,145	\$ 214,139	\$ 196,101	109.2%	\$ 228,324	\$ 386,682	59.0%	
40000 - Salaries and Wages	\$ 272,162	\$ 226,926	\$ 173,529	\$ 169,145	\$ 214,139	\$ 190,372	112.5%	\$ 228,324	\$ 313,353	72.9%	
40002 - Non-Union Wage Increase	\$ -	\$ -	\$ -	\$ -	\$ -	\$ 5,729	0.0%	\$ -	\$ -	0.0%	
40003 - Cost of Living Increase	\$ -	\$ -	\$ -	\$ -	\$ -	\$ -	0.0%	\$ -	\$ 9,401	0.0%	
40004 - Merit Increase	\$ -	\$ -	\$ -	\$ -	\$ -	\$ -	0.0%	\$ -	\$ 63,928	0.0%	
40040 - Lump Sum Distribution	\$ -	\$ -	\$ 55,000	\$ -	\$ -	\$ -	0.0%	\$ -	\$ -	0.0%	
40200 - Overtime Salaries	\$ -	\$ -	\$ 45	\$ -	\$ -	\$ -	0.0%	\$ -	\$ -	0.0%	
Personnel Services- Employee Benefits	\$ 104,161	\$ 73,456	\$ 97,489	\$ 93,319	\$ 95,858	\$ 114,338	83.8%	\$ 71,135	\$ 112,358	63.3%	
45000 - Healthcare Contribution	\$ 53,700	\$ 29,099	\$ 54,786	\$ 66,854	\$ 64,274	\$ 83,710	76.8%	\$ 42,754	\$ 63,817	67.0%	
45010 - Dental Contribution	\$ 1,375	\$ 590	\$ 1,356	\$ 1,283	\$ 1,457	\$ 1,207	120.7%	\$ 1,012	\$ 993	101.9%	
45100 - FICA/SS Contribution	\$ 20,192	\$ 16,947	\$ 16,367	\$ 11,600	\$ 15,071	\$ 15,001	100.5%	\$ 16,768	\$ 24,691	67.9%	
45200 - IMRF Contribution	\$ 20,199	\$ 18,304	\$ 18,008	\$ 7,572	\$ 10,712	\$ 10,076	106.3%	\$ 10,602	\$ 14,783	71.7%	
53010 - Workers Compensation	\$ 8,696	\$ 8,516	\$ 6,973	\$ 6,010	\$ 4,344	\$ 4,344	100.0%	\$ -	\$ 8,074	0.0%	
Contractual Services	\$ 9,147	\$ 7,987	\$ 4,727	\$ 8,611	\$ 7,694	\$ 44,205	17.4%	\$ 2,026	\$ 27,473	7.4%	
50150 - Contractual/Consulting Services	\$ -	\$ -	\$ -	\$ -	\$ -	\$ 15,000	0.0%	\$ -	\$ 5,000	0.0%	
50240 - Trials and Costs of Hearing	\$ -	\$ -	\$ -	\$ 680	\$ 504	\$ 12,500	4.0%	\$ -	\$ 2,500	0.0%	

Committee Expense Budget Report - by Account Detail
Through October 31, 2024 (91.67% YTD, 88.46% Payroll Expense through Pay Period Ending 10/12/2024)
***2019, 2020, 2021, 2022, 2023 Actual Full Fiscal Year**

Department / Fund / Account Classification	2019 Actual Amount*	2020 Actual Amount*	2021 Actual Amount*	2022 Actual Amount*	2023 Actual Amount*	2023 Adopted Budget	2023 YTD% Actual/Budget	2024 Actual Amount	2024 Adopted Budget	2024 YTD% Actual/Budget	2019 - 2024 Trend
50270 - Court Reporter Costs	\$ -	\$ -	\$ -	\$ -	\$ 1,000	\$ -	0.0%	\$ 196	\$ 2,000	9.8%	
50290 - Investigations	\$ -	\$ -	\$ -	\$ -	\$ -	\$ 2,000	0.0%	\$ -	\$ 2,000	0.0%	
53000 - Liability Insurance	\$ 6,505	\$ 6,980	\$ 4,446	\$ 4,980	\$ 5,726	\$ 5,726	100.0%	\$ -	\$ 11,734	0.0%	
53020 - Unemployment Claims	\$ 383	\$ 202	\$ 141	\$ 151	\$ 79	\$ 79	100.0%	\$ -	\$ 189	0.0%	
53100 - Conferences and Meetings	\$ 684	\$ -	\$ -	\$ -	\$ -	\$ 2,000	0.0%	\$ 150	\$ 1,000	15.0%	
53110 - Employee Training	\$ -	\$ -	\$ -	\$ 2,275	\$ -	\$ 6,000	0.0%	\$ -	\$ 2,000	0.0%	
53130 - General Association Dues	\$ 1,575	\$ 805	\$ 140	\$ 525	\$ 385	\$ 900	42.8%	\$ 1,680	\$ 1,050	160.0%	
Commodities	\$ -	\$ -	\$ -	\$ -	\$ -	\$ 1,356	0.0%	\$ -	\$ -	0.0%	
60000 - Office Supplies	\$ -	\$ -	\$ -	\$ -	\$ -	\$ 391	0.0%	\$ -	\$ -	0.0%	
60050 - Books and Subscriptions	\$ -	\$ -	\$ -	\$ -	\$ -	\$ 215	0.0%	\$ -	\$ -	0.0%	
64000 - Telephone	\$ -	\$ -	\$ -	\$ -	\$ -	\$ 750	0.0%	\$ -	\$ -	0.0%	
Contingency and Other	\$ -	\$ -	\$ -	\$ -	\$ -	\$ 726	0.0%	\$ -	\$ -	0.0%	
89000 - Addition to Fund Balance	\$ -	\$ -	\$ -	\$ -	\$ -	\$ 726	0.0%	\$ -	\$ -	0.0%	
Transfers Out	\$ -	\$ -	\$ -	\$ -	\$ -	\$ -	0.0%	\$ -	\$ -	0.0%	
99200 - Transfer to Court Automation Fund 200	\$ -	\$ -	\$ -	\$ -	\$ -	\$ -	0.0%	\$ -	\$ -	0.0%	
224 Environmental Prosecution	\$ 75,876	\$ 589	\$ -	\$ -	\$ -	\$ -	0.0%	\$ -	\$ -	0.0%	
Expenses	\$ 75,876	\$ 589	\$ -	\$ -	\$ -	\$ -	0.0%	\$ -	\$ -	0.0%	
Transfers Out	\$ 75,876	\$ 589	\$ -	\$ -	\$ -	\$ -	0.0%	\$ -	\$ -	0.0%	
99000 - Transfer To Other Funds	\$ 75,876	\$ 589	\$ -	\$ -	\$ -	\$ -	0.0%	\$ -	\$ -	0.0%	
225 Auto Theft Task Force	\$ -	\$ -	\$ -	\$ -	\$ -	\$ -	0.0%	\$ -	\$ 1,350	0.0%	
Expenses	\$ -	\$ -	\$ -	\$ -	\$ -	\$ -	0.0%	\$ -	\$ 1,350	0.0%	
Contingency and Other	\$ -	\$ -	\$ -	\$ -	\$ -	\$ -	0.0%	\$ -	\$ 1,350	0.0%	
89000 - Addition to Fund Balance	\$ -	\$ -	\$ -	\$ -	\$ -	\$ -	0.0%	\$ -	\$ 1,350	0.0%	
226 Weed and Seed	\$ -	\$ -	\$ -	\$ -	\$ 9,646	\$ -	66.4%	\$ 1,552	\$ 14,000	11.1%	
Expenses	\$ -	\$ -	\$ -	\$ -	\$ 9,646	\$ -	66.4%	\$ 1,552	\$ 14,000	11.1%	
Contractual Services	\$ -	\$ -	\$ -	\$ -	\$ 149	\$ -	11.4%	\$ 332	\$ 1,500	22.2%	
53100 - Conferences and Meetings	\$ -	\$ -	\$ -	\$ -	\$ 149	\$ -	11.4%	\$ 332	\$ 1,500	22.2%	
Commodities	\$ -	\$ -	\$ -	\$ -	\$ 9,497	\$ -	71.8%	\$ 1,219	\$ 12,500	9.8%	
60000 - Office Supplies	\$ -	\$ -	\$ -	\$ -	\$ 9,497	\$ -	71.8%	\$ 1,219	\$ 12,500	9.8%	
Contingency and Other	\$ -	\$ -	\$ -	\$ -	\$ -	\$ -	0.0%	\$ -	\$ -	0.0%	
89000 - Addition to Fund Balance	\$ -	\$ -	\$ -	\$ -	\$ -	\$ -	0.0%	\$ -	\$ -	0.0%	
230 Child Advocacy Center	\$ 1,113,518	\$ 1,100,409	\$ 1,221,642	\$ 1,237,132	\$ 1,681,183	\$ 1,561,742	95.3%	\$ 2,083,681	\$ 2,277,465	91.5%	
Expenses	\$ 1,113,518	\$ 1,100,409	\$ 1,221,642	\$ 1,237,132	\$ 1,681,183	\$ 1,561,742	95.3%	\$ 2,083,681	\$ 2,277,465	91.5%	
Personnel Services- Salaries & Wages	\$ 713,463	\$ 721,398	\$ 801,442	\$ 808,811	\$ 1,128,842	\$ 877,323	111.8%	\$ 1,428,906	\$ 1,634,498	87.4%	
40000 - Salaries and Wages	\$ 698,420	\$ 705,713	\$ 741,300	\$ 793,168	\$ 1,113,113	\$ 836,550	114.9%	\$ 1,415,706	\$ 1,503,007	94.2%	
40002 - Non-Union Wage Increase	\$ -	\$ -	\$ -	\$ -	\$ -	\$ 25,173	0.0%	\$ -	\$ -	0.0%	
40003 - Cost of Living Increase	\$ -	\$ -	\$ -	\$ -	\$ -	\$ -	0.0%	\$ -	\$ 45,091	0.0%	
40004 - Merit Increase	\$ -	\$ -	\$ -	\$ -	\$ -	\$ -	0.0%	\$ -	\$ 70,800	0.0%	
40040 - Lump Sum Distribution	\$ -	\$ -	\$ 44,500	\$ -	\$ -	\$ -	0.0%	\$ -	\$ -	0.0%	
40300 - Employee Per Diem	\$ 15,043	\$ 15,686	\$ 15,643	\$ 15,643	\$ 15,729	\$ 15,600	100.8%	\$ 13,200	\$ 15,600	84.6%	
Personnel Services- Employee Benefits	\$ 304,092	\$ 288,789	\$ 307,249	\$ 310,787	\$ 392,193	\$ 322,294	100.8%	\$ 474,921	\$ 353,555	134.3%	
45000 - Healthcare Contribution	\$ 181,404	\$ 158,881	\$ 151,146	\$ 166,410	\$ 224,439	\$ 186,300	96.8%	\$ 298,568	\$ 122,700	243.3%	
45010 - Dental Contribution	\$ 4,682	\$ 4,376	\$ 4,332	\$ 4,212	\$ 6,228	\$ 4,566	105.6%	\$ 8,520	\$ 7,509	113.5%	
45100 - FICA/SS Contribution	\$ 50,515	\$ 51,936	\$ 58,867	\$ 59,837	\$ 82,967	\$ 67,115	107.5%	\$ 104,709	\$ 118,430	88.4%	
45200 - IMRF Contribution	\$ 49,076	\$ 54,951	\$ 67,921	\$ 53,797	\$ 56,496	\$ 45,182	108.7%	\$ 63,124	\$ 70,903	89.0%	
53010 - Workers Compensation	\$ 18,415	\$ 18,645	\$ 24,982	\$ 26,531	\$ 22,062	\$ 19,131	100.0%	\$ -	\$ 34,013	0.0%	
Contractual Services	\$ 72,285	\$ 71,917	\$ 68,005	\$ 81,606	\$ 111,434	\$ 124,258	86.9%	\$ 73,309	\$ 164,282	44.6%	
50150 - Contractual/Consulting Services	\$ 3,500	\$ -	\$ 1,884	\$ 3,546	\$ 5,239	\$ 3,500	149.7%	\$ 6,849	\$ 2,500	274.0%	
50205 - Examinations	\$ -	\$ -	\$ -	\$ -	\$ -	\$ 7,800	0.0%	\$ -	\$ 2,500	0.0%	
50240 - Trials and Costs of Hearing	\$ 1,716	\$ 52	\$ 5,915	\$ 3,335	\$ 5,022	\$ 8,000	62.8%	\$ 2,393	\$ 6,000	39.9%	

Committee Expense Budget Report - by Account Detail
Through October 31, 2024 (91.67% YTD, 88.46% Payroll Expense through Pay Period Ending 10/12/2024)
***2019, 2020, 2021, 2022, 2023 Actual Full Fiscal Year**

Department / Fund / Account Classification	2019 Actual Amount*	2020 Actual Amount*	2021 Actual Amount*	2022 Actual Amount*	2023 Actual Amount*	2023 Adopted Budget	2023 YTD% Actual/Budget	2024 Actual Amount	2024 Adopted Budget	2024 YTD% Actual/Budget	2019 - 2024 Trend
50260 - Witness Costs	\$ 368	\$ -	\$ 2,828	\$ -	\$ 5,790	\$ 6,000	96.5%	\$ 184	\$ 4,000	4.6%	
50270 - Court Reporter Costs	\$ 300	\$ 2,137	\$ 225	\$ 2,944	\$ 3,253	\$ 3,000	108.4%	\$ 3,385	\$ 4,000	84.6%	
50620 - Counseling Services	\$ 31,750	\$ 40,150	\$ 31,300	\$ 18,200	\$ 30,750	\$ 45,000	68.3%	\$ 12,300	\$ 30,000	41.0%	
52140 - Repairs and Maint- Copiers	\$ 3,066	\$ 2,249	\$ 3,425	\$ 3,840	\$ 6,034	\$ 3,600	167.6%	\$ 5,998	\$ 2,500	239.9%	
52160 - Repairs and Maint- Equipment	\$ 8	\$ 368	\$ -	\$ -	\$ -	\$ -	0.0%	\$ -	\$ -	0.0%	
52230 - Repairs and Maint- Vehicles	\$ 641	\$ 1,494	\$ 410	\$ 2,503	\$ 2,052	\$ 1,500	136.8%	\$ -	\$ 3,000	0.0%	
53000 - Liability Insurance	\$ 13,774	\$ 15,282	\$ 15,928	\$ 21,983	\$ 29,017	\$ 25,163	100.0%	\$ -	\$ 49,431	0.0%	
53020 - Unemployment Claims	\$ 811	\$ 439	\$ 503	\$ 664	\$ 398	\$ 345	100.0%	\$ -	\$ 795	0.0%	
53060 - General Printing	\$ -	\$ -	\$ 121	\$ -	\$ 698	\$ -	0.0%	\$ 675	\$ -	0.0%	
53100 - Conferences and Meetings	\$ 7,504	\$ 5,823	\$ 3,109	\$ 7,992	\$ 9,873	\$ 5,500	179.5%	\$ 26,914	\$ 36,381	74.0%	
53110 - Employee Training	\$ 5,681	\$ 1,854	\$ 84	\$ 10,001	\$ 10,196	\$ 7,500	135.9%	\$ 8,994	\$ 15,000	60.0%	
53120 - Employee Mileage Expense	\$ 66	\$ 46	\$ 3	\$ 34	\$ 221	\$ 750	29.4%	\$ (57)	\$ 500	(11.5%)	
53130 - General Association Dues	\$ 3,100	\$ 2,022	\$ 2,270	\$ 6,565	\$ 2,890	\$ 6,600	43.8%	\$ 5,675	\$ 7,675	73.9%	
Commodities	\$ 23,677	\$ 18,305	\$ 44,946	\$ 35,928	\$ 48,700	\$ 39,500	123.3%	\$ 35,447	\$ 39,250	90.3%	
60000 - Office Supplies	\$ 32	\$ 1,475	\$ 751	\$ 1,158	\$ 443	\$ 2,000	22.2%	\$ 54	\$ 1,000	5.4%	
60010 - Operating Supplies	\$ 5,875	\$ 3,336	\$ 30,508	\$ 2,653	\$ 29,114	\$ 7,000	415.9%	\$ 20,841	\$ 5,250	397.0%	
60020 - Computer Related Supplies	\$ 11,828	\$ 7,434	\$ 6,173	\$ 4,880	\$ -	\$ 10,000	0.0%	\$ -	\$ 5,000	0.0%	
60050 - Books and Subscriptions	\$ -	\$ -	\$ 484	\$ 2,904	\$ 1,395	\$ 2,500	55.8%	\$ 882	\$ 2,500	35.3%	
60060 - Computer Software- Non Capital	\$ -	\$ -	\$ -	\$ 381	\$ 5,053	\$ 2,500	202.1%	\$ 410	\$ 5,000	8.2%	
60070 - Computer Hardware- Non Capital	\$ -	\$ -	\$ -	\$ 13,115	\$ 1,047	\$ 6,500	16.1%	\$ 6,508	\$ 7,500	86.8%	
60265 - Public Health Commodities - Coronavirus	\$ -	\$ -	\$ -	\$ -	\$ -	\$ -	0.0%	\$ -	\$ -	0.0%	
60290 - Photography Supplies	\$ -	\$ -	\$ -	\$ -	\$ -	\$ 2,000	0.0%	\$ -	\$ 1,000	0.0%	
63040 - Fuel- Vehicles	\$ 906	\$ 538	\$ 1,135	\$ 2,928	\$ 3,881	\$ 3,000	129.4%	\$ 2,529	\$ 4,500	56.2%	
64000 - Telephone	\$ 5,035	\$ 5,522	\$ 5,895	\$ 7,910	\$ 7,766	\$ 4,000	194.2%	\$ 4,224	\$ 7,500	56.3%	
Capital	\$ -	\$ -	\$ -	\$ -	\$ 16	\$ -	0.0%	\$ 71,097	\$ 85,880	82.8%	
70020 - Computer Software- Capital	\$ -	\$ -	\$ -	\$ -	\$ 16	\$ -	0.0%	\$ -	\$ -	0.0%	
70070 - Automotive Equipment	\$ -	\$ -	\$ -	\$ -	\$ -	\$ -	0.0%	\$ 71,097	\$ 85,880	82.8%	
Contingency and Other	\$ -	\$ -	\$ -	\$ -	\$ -	\$ 198,367	0.0%	\$ -	\$ -	0.0%	
89000 - Addition to Fund Balance	\$ -	\$ -	\$ -	\$ -	\$ -	\$ 198,367	0.0%	\$ -	\$ -	0.0%	
Transfers Out	\$ -	\$ -	\$ -	\$ -	\$ -	\$ -	0.0%	\$ -	\$ -	0.0%	
99200 - Transfer to Court Automation Fund 200	\$ -	\$ -	\$ -	\$ -	\$ -	\$ -	0.0%	\$ -	\$ -	0.0%	
231 Equitable Sharing Program	\$ 2,898	\$ 1,748	\$ -	\$ -	\$ -	\$ 25,000	0.0%	\$ -	\$ 11,456	0.0%	
Expenses	\$ 2,898	\$ 1,748	\$ -	\$ -	\$ -	\$ 25,000	0.0%	\$ -	\$ 11,456	0.0%	
Contractual Services	\$ 1,650	\$ 500	\$ -	\$ -	\$ -	\$ 25,000	0.0%	\$ -	\$ 10,000	0.0%	
53110 - Employee Training	\$ 1,650	\$ 500	\$ -	\$ -	\$ -	\$ 25,000	0.0%	\$ -	\$ 10,000	0.0%	
Commodities	\$ 1,248	\$ 1,248	\$ -	\$ -	\$ -	\$ -	0.0%	\$ -	\$ -	0.0%	
60010 - Operating Supplies	\$ 1,248	\$ 1,248	\$ -	\$ -	\$ -	\$ -	0.0%	\$ -	\$ -	0.0%	
Contingency and Other	\$ -	\$ -	\$ -	\$ -	\$ -	\$ -	0.0%	\$ -	\$ 1,456	0.0%	
89000 - Addition to Fund Balance	\$ -	\$ -	\$ -	\$ -	\$ -	\$ -	0.0%	\$ -	\$ 1,456	0.0%	
232 State's Atty Records Automation	\$ 49,256	\$ 28,429	\$ 56,610	\$ 55,725	\$ 50,043	\$ 75,334	66.4%	\$ 42,435	\$ 68,982	61.5%	
Expenses	\$ 49,256	\$ 28,429	\$ 56,610	\$ 55,725	\$ 50,043	\$ 75,334	66.4%	\$ 42,435	\$ 68,982	61.5%	
Personnel Services- Salaries & Wages	\$ 17,273	\$ 18,691	\$ 20,000	\$ 33,771	\$ 35,299	\$ 35,273	100.1%	\$ 31,622	\$ 40,055	78.9%	
40000 - Salaries and Wages	\$ 17,273	\$ 18,691	\$ 19,000	\$ 33,771	\$ 35,299	\$ 34,242	103.1%	\$ 31,622	\$ 35,153	90.0%	
40002 - Non-Union Wage Increase	\$ -	\$ -	\$ -	\$ -	\$ -	\$ 1,031	0.0%	\$ -	\$ -	0.0%	
40003 - Cost of Living Increase	\$ -	\$ -	\$ -	\$ -	\$ -	\$ -	0.0%	\$ -	\$ 1,055	0.0%	
40004 - Merit Increase	\$ -	\$ -	\$ -	\$ -	\$ -	\$ -	0.0%	\$ -	\$ 3,847	0.0%	
40040 - Lump Sum Distribution	\$ -	\$ -	\$ 1,000	\$ -	\$ -	\$ -	0.0%	\$ -	\$ -	0.0%	
Personnel Services- Employee Benefits	\$ 8,817	\$ 9,335	\$ 9,191	\$ 12,785	\$ 13,699	\$ 14,016	97.7%	\$ 10,813	\$ 17,694	61.1%	
45000 - Healthcare Contribution	\$ 5,885	\$ 5,978	\$ 5,422	\$ 7,237	\$ 8,280	\$ 8,319	99.5%	\$ 6,789	\$ 12,000	56.6%	
45010 - Dental Contribution	\$ 93	\$ 89	\$ 97	\$ 387	\$ 400	\$ 400	100.0%	\$ 342	\$ 430	79.6%	
45100 - FICA/SS Contribution	\$ 1,223	\$ 1,351	\$ 1,436	\$ 2,422	\$ 2,525	\$ 2,698	93.6%	\$ 2,298	\$ 2,770	83.0%	
45200 - IMRF Contribution	\$ 1,183	\$ 1,441	\$ 1,635	\$ 2,098	\$ 1,711	\$ 1,816	94.2%	\$ 1,383	\$ 1,659	83.4%	

Committee Expense Budget Report - by Account Detail
Through October 31, 2024 (91.67% YTD, 88.46% Payroll Expense through Pay Period Ending 10/12/2024)
***2019, 2020, 2021, 2022, 2023 Actual Full Fiscal Year**

Department / Fund / Account Classification	2019 Actual Amount*	2020 Actual Amount*	2021 Actual Amount*	2022 Actual Amount*	2023 Actual Amount*	2023 Adopted Budget	2023 YTD% Actual/Budget	2024 Actual Amount	2024 Adopted Budget	2024 YTD% Actual/Budget	2019 - 2024 Trend
53010 - Workers Compensation	\$ 433	\$ 477	\$ 601	\$ 641	\$ 783	\$ 783	100.0%	\$ -	\$ 835	0.0%	
Contractual Services	\$ 344	\$ 403	\$ 396	\$ 548	\$ 1,045	\$ 1,045	100.0%	\$ -	\$ 1,233	0.0%	
53000 - Liability Insurance	\$ 324	\$ 391	\$ 383	\$ 531	\$ 1,030	\$ 1,030	100.0%	\$ -	\$ 1,213	0.0%	
53020 - Unemployment Claims	\$ 20	\$ 12	\$ 13	\$ 17	\$ 15	\$ 15	100.0%	\$ -	\$ 20	0.0%	
Commodities	\$ 22,823	\$ -	\$ 27,023	\$ 8,621	\$ -	\$ 25,000	0.0%	\$ -	\$ 10,000	0.0%	
60060 - Computer Software- Non Capital	\$ -	\$ -	\$ 16,955	\$ -	\$ -	\$ -	0.0%	\$ -	\$ -	0.0%	
60070 - Computer Hardware- Non Capital	\$ 22,823	\$ -	\$ 10,068	\$ 8,621	\$ -	\$ 25,000	0.0%	\$ -	\$ 10,000	0.0%	
Contingency and Other	\$ -	\$ -	\$ -	\$ -	\$ -	\$ -	0.0%	\$ -	\$ -	0.0%	
89000 - Addition to Fund Balance	\$ -	\$ -	\$ -	\$ -	\$ -	\$ -	0.0%	\$ -	\$ -	0.0%	
233 Bad Check Restitution	\$ -	\$ -	\$ -	\$ -	\$ -	\$ -	0.0%	\$ -	\$ 1,605	0.0%	
Expenses	\$ -	\$ -	\$ -	\$ -	\$ -	\$ -	0.0%	\$ -	\$ 1,605	0.0%	
Contractual Services	\$ -	\$ -	\$ -	\$ -	\$ -	\$ -	0.0%	\$ -	\$ -	0.0%	
50150 - Contractual/Consulting Services	\$ -	\$ -	\$ -	\$ -	\$ -	\$ -	0.0%	\$ -	\$ -	0.0%	
Contingency and Other	\$ -	\$ -	\$ -	\$ -	\$ -	\$ -	0.0%	\$ -	\$ 1,605	0.0%	
89000 - Addition to Fund Balance	\$ -	\$ -	\$ -	\$ -	\$ -	\$ -	0.0%	\$ -	\$ 1,605	0.0%	
234 Drug Asset Forfeiture	\$ 794	\$ -	\$ -	\$ -	\$ 247,555	\$ 50,000	83.2%	\$ -	\$ 58,672	0.0%	
Expenses	\$ 794	\$ -	\$ -	\$ -	\$ 247,555	\$ 50,000	83.2%	\$ -	\$ 58,672	0.0%	
Contractual Services	\$ 794	\$ -	\$ -	\$ -	\$ -	\$ 50,000	0.0%	\$ -	\$ 50,000	0.0%	
50150 - Contractual/Consulting Services	\$ -	\$ -	\$ -	\$ -	\$ -	\$ 50,000	0.0%	\$ -	\$ 50,000	0.0%	
53110 - Employee Training	\$ 794	\$ -	\$ -	\$ -	\$ -	\$ -	0.0%	\$ -	\$ -	0.0%	
Contingency and Other	\$ -	\$ -	\$ -	\$ -	\$ -	\$ -	0.0%	\$ -	\$ 8,672	0.0%	
89000 - Addition to Fund Balance	\$ -	\$ -	\$ -	\$ -	\$ -	\$ -	0.0%	\$ -	\$ 8,672	0.0%	
Transfers Out	\$ -	\$ -	\$ -	\$ -	\$ 247,555	\$ -	100.0%	\$ -	\$ -	0.0%	
99221 - Transfer to Drug Prosecution Fund 221	\$ -	\$ -	\$ -	\$ -	\$ 247,555	\$ -	100.0%	\$ -	\$ -	0.0%	
235 State's Attorney Employee Events	\$ 522	\$ 724	\$ -	\$ -	\$ -	\$ 10	0.0%	\$ -	\$ 55	0.0%	
Expenses	\$ 522	\$ 724	\$ -	\$ -	\$ -	\$ 10	0.0%	\$ -	\$ 55	0.0%	
Commodities	\$ 522	\$ 724	\$ -	\$ -	\$ -	\$ 10	0.0%	\$ -	\$ -	0.0%	
60010 - Operating Supplies	\$ -	\$ -	\$ -	\$ -	\$ -	\$ 10	0.0%	\$ -	\$ -	0.0%	
60080 - Employee Recognition Supplies	\$ 522	\$ 724	\$ -	\$ -	\$ -	\$ -	0.0%	\$ -	\$ -	0.0%	
Contingency and Other	\$ -	\$ -	\$ -	\$ -	\$ -	\$ -	0.0%	\$ -	\$ 55	0.0%	
89000 - Addition to Fund Balance	\$ -	\$ -	\$ -	\$ -	\$ -	\$ -	0.0%	\$ -	\$ 55	0.0%	
236 Child Advocacy Advisory Board	\$ -	\$ -	\$ -	\$ -	\$ -	\$ -	0.0%	\$ -	\$ 997	0.0%	
Expenses	\$ -	\$ -	\$ -	\$ -	\$ -	\$ -	0.0%	\$ -	\$ 997	0.0%	
Commodities	\$ -	\$ -	\$ -	\$ -	\$ -	\$ -	0.0%	\$ -	\$ -	0.0%	
60010 - Operating Supplies	\$ -	\$ -	\$ -	\$ -	\$ -	\$ -	0.0%	\$ -	\$ -	0.0%	
Contingency and Other	\$ -	\$ -	\$ -	\$ -	\$ -	\$ -	0.0%	\$ -	\$ 997	0.0%	
89000 - Addition to Fund Balance	\$ -	\$ -	\$ -	\$ -	\$ -	\$ -	0.0%	\$ -	\$ 997	0.0%	
237 Money Laundering - State's Atty	\$ 51,609	\$ -	\$ -	\$ -	\$ -	\$ 5,000	0.0%	\$ -	\$ 11,148	0.0%	
Expenses	\$ 51,609	\$ -	\$ -	\$ -	\$ -	\$ 5,000	0.0%	\$ -	\$ 11,148	0.0%	
Contractual Services	\$ 51,609	\$ -	\$ -	\$ -	\$ -	\$ 5,000	0.0%	\$ -	\$ 2,500	0.0%	
50150 - Contractual/Consulting Services	\$ 51,609	\$ -	\$ -	\$ -	\$ -	\$ -	0.0%	\$ -	\$ -	0.0%	
53100 - Conferences and Meetings	\$ -	\$ -	\$ -	\$ -	\$ -	\$ 5,000	0.0%	\$ -	\$ 2,500	0.0%	
Commodities	\$ -	\$ -	\$ -	\$ -	\$ -	\$ -	0.0%	\$ -	\$ -	0.0%	
60010 - Operating Supplies	\$ -	\$ -	\$ -	\$ -	\$ -	\$ -	0.0%	\$ -	\$ -	0.0%	
Contingency and Other	\$ -	\$ -	\$ -	\$ -	\$ -	\$ -	0.0%	\$ -	\$ 8,648	0.0%	
89000 - Addition to Fund Balance	\$ -	\$ -	\$ -	\$ -	\$ -	\$ -	0.0%	\$ -	\$ 8,648	0.0%	
490 Kane County Law Enforcement	\$ 29,830	\$ 7,980	\$ 10,774	\$ 51,304	\$ 76,319	\$ 50,000	152.6%	\$ 7,873	\$ 106,002	7.4%	
Expenses	\$ 29,830	\$ 7,980	\$ 10,774	\$ 51,304	\$ 76,319	\$ 50,000	152.6%	\$ 7,873	\$ 106,002	7.4%	

Committee Expense Budget Report - by Account Detail
Through October 31, 2024 (91.67% YTD, 88.46% Payroll Expense through Pay Period Ending 10/12/2024)
***2019, 2020, 2021, 2022, 2023 Actual Full Fiscal Year**

Department / Fund / Account Classification	2019 Actual Amount*	2020 Actual Amount*	2021 Actual Amount*	2022 Actual Amount*	2023 Actual Amount*	2023 Adopted Budget	2023 YTD% Actual/Budget	2024 Actual Amount	2024 Adopted Budget	2024 YTD% Actual/Budget	2019 - 2024 Trend
Personnel Services- Salaries & Wages	\$ 3,600	\$ 2,100	\$ 1,800	\$ 11,063	\$ 8,813	\$ -	0.0%	\$ 4,725	\$ -	0.0%	
40000 - Salaries and Wages	\$ 3,600	\$ 2,100	\$ 1,800	\$ 11,063	\$ 8,813	\$ -	0.0%	\$ 4,725	\$ -	0.0%	
Personnel Services- Employee Benefits	\$ 264	\$ 156	\$ 134	\$ 829	\$ 672	\$ -	0.0%	\$ 361	\$ -	0.0%	
45100 - FICA/SS Contribution	\$ 264	\$ 156	\$ 134	\$ 829	\$ 672	\$ -	0.0%	\$ 361	\$ -	0.0%	
Contractual Services	\$ 25,966	\$ 5,725	\$ 8,840	\$ 39,413	\$ 66,834	\$ 50,000	133.7%	\$ 2,786	\$ 106,002	2.6%	
50150 - Contractual/Consulting Services	\$ 25,966	\$ 5,725	\$ 8,840	\$ 39,413	\$ 66,834	\$ 50,000	133.7%	\$ 2,786	\$ 106,002	2.6%	
Contingency and Other	\$ -	\$ -	\$ -	\$ -	\$ -	\$ -	0.0%	\$ -	\$ -	0.0%	
89000 - Addition to Fund Balance	\$ -	\$ -	\$ -	\$ -	\$ -	\$ -	0.0%	\$ -	\$ -	0.0%	
Grand Total	\$ 9,498,453	\$ 9,457,653	\$ 10,845,804	\$ 12,538,468	\$ 15,171,139	\$ 15,934,691	88.2%	\$ 14,834,938	\$ 18,069,254	80.5%	

Committee Revenue Budget Report - by Account Detail

Through October 31, 2024 (91.67% YTD)

*2019, 2020, 2021, 2022, 2023 Actual Full Fiscal Year

Department / Fund / Account Classification	2019 Actual Amount*	2020 Actual Amount*	2021 Actual Amount*	2022 Actual Amount*	2023 Actual Amount*	2023 Adopted Budget	2023 YTD% Actual/Budget	2024 Actual Amount	2024 Adopted Budget	2024 YTD% Actual/Budget	2019 - 2024 Trend
360 Public Defender	\$ 128,290	\$ 138,253	\$ 192,538	\$ 148,298	\$ 146,537	\$ 139,252	105.2%	\$ 331,562	\$ 244,136	133.0%	
001 General Fund	\$ 127,352	\$ 132,836	\$ 183,412	\$ 138,528	\$ 134,981	\$ 138,252	97.6%	\$ 112,546	\$ 242,252	45.5%	
Revenue	\$ 127,352	\$ 132,836	\$ 183,412	\$ 138,528	\$ 134,981	\$ 138,252	97.6%	\$ 112,546	\$ 242,252	45.5%	
Charges for Services	\$ 10,382	\$ 9,696	\$ 6,834	\$ 3,564	\$ 2,384	\$ 5,000	47.7%	\$ 1,320	\$ 5,000	26.4%	
34790 - Public Defender Fees	\$ 10,382	\$ 9,696	\$ 6,834	\$ 3,564	\$ 2,384	\$ 5,000	47.7%	\$ 1,320	\$ 5,000	26.4%	
Reimbursements	\$ 116,971	\$ 123,140	\$ 135,161	\$ 134,964	\$ 132,597	\$ 133,252	99.5%	\$ 106,041	\$ 237,252	44.7%	
37050 - Public Def Salary Reimbursement	\$ 103,904	\$ 105,846	\$ 108,484	\$ 111,379	\$ 114,977	\$ 113,252	101.5%	\$ 99,636	\$ 113,252	88.0%	
37610 - SVP Reimbursement	\$ 13,067	\$ 17,077	\$ 26,677	\$ 23,584	\$ 17,620	\$ 20,000	88.1%	\$ 6,405	\$ 20,000	32.0%	
37900 - Miscellaneous Reimbursement	\$ -	\$ 217	\$ -	\$ -	\$ -	\$ -	0.0%	\$ -	\$ 104,000	0.0%	
Transfers In	\$ -	\$ -	\$ 41,417	\$ -	\$ -	\$ -	0.0%	\$ 5,185	\$ -	100.0%	
39000 - Transfer From Other Funds	\$ -	\$ -	\$ 41,417	\$ -	\$ -	\$ -	0.0%	\$ -	\$ -	0.0%	
39279 - Transfer from DUI Court Fund 279	\$ -	\$ -	\$ -	\$ -	\$ -	\$ -	0.0%	\$ 5,185	\$ -	100.0%	
243 Public Defender Special Fund	\$ -	\$ -	\$ -	\$ -	\$ -	\$ -	0.0%	\$ 209,352	\$ -	0.0%	
Revenue	\$ -	\$ -	\$ -	\$ -	\$ -	\$ -	0.0%	\$ 209,352	\$ -	0.0%	
Interest Revenue	\$ -	\$ -	\$ -	\$ -	\$ -	\$ -	0.0%	\$ 1,056	\$ -	0.0%	
38000 - Investment Income	\$ -	\$ -	\$ -	\$ -	\$ -	\$ -	0.0%	\$ 1,056	\$ -	0.0%	
Grants	\$ -	\$ -	\$ -	\$ -	\$ -	\$ -	0.0%	\$ 208,295	\$ -	0.0%	
33701 - Pub Defender IL Supreme Court Allocation	\$ -	\$ -	\$ -	\$ -	\$ -	\$ -	0.0%	\$ 208,295	\$ -	0.0%	
244 Public Defender Rec Automation	\$ 938	\$ 5,417	\$ 9,126	\$ 9,770	\$ 11,556	\$ 1,000	1,155.6%	\$ 9,664	\$ 1,884	512.9%	
Revenue	\$ 938	\$ 5,417	\$ 9,126	\$ 9,770	\$ 11,556	\$ 1,000	1,155.6%	\$ 9,664	\$ 1,884	512.9%	
Charges for Services	\$ 938	\$ 5,366	\$ 9,129	\$ 10,136	\$ 10,329	\$ 1,000	1,032.9%	\$ 8,915	\$ 1,000	891.5%	
35300 - Records Automation Fees	\$ 938	\$ 5,366	\$ 9,129	\$ 10,136	\$ 10,329	\$ 1,000	1,032.9%	\$ 8,915	\$ 1,000	891.5%	
Interest Revenue	\$ -	\$ 51	\$ (2)	\$ (366)	\$ 1,227	\$ -	0.0%	\$ 749	\$ 884	84.7%	
38000 - Investment Income	\$ -	\$ 51	\$ (2)	\$ (366)	\$ 1,227	\$ -	0.0%	\$ 749	\$ 884	84.7%	
Grand Total	\$ 128,290	\$ 138,253	\$ 192,538	\$ 148,298	\$ 146,537	\$ 139,252	105.2%	\$ 331,562	\$ 244,136	133.0%	

Committee Expense Budget Report - by Account Detail
Through October 31, 2024 (91.67% YTD, 88.46% Payroll Expense through Pay Period Ending 10/12/2024)
***2019, 2020, 2021, 2022, 2023 Actual Full Fiscal Year**

Department / Fund / Account Classification	2019 Actual Amount*	2020 Actual Amount*	2021 Actual Amount*	2022 Actual Amount*	2023 Actual Amount*	2023 Adopted Budget	2023 YTD% Actual/Budget	2024 Actual Amount	2024 Adopted Budget	2024 YTD% Actual/Budget	2019 - 2024 Trend
360 Public Defender	\$ 4,009,474	\$ 3,935,007	\$ 4,048,817	\$ 4,277,371	\$ 4,463,657	\$ 4,821,580	92.6%	\$ 3,902,562	\$ 4,391,640	75.1%	
001 General Fund	\$ 4,009,474	\$ 3,935,007	\$ 4,048,817	\$ 4,277,371	\$ 4,463,657	\$ 4,820,580	92.6%	\$ 3,879,264	\$ 4,389,756	74.7%	
Expenses	\$ 4,009,474	\$ 3,935,007	\$ 4,048,817	\$ 4,277,371	\$ 4,463,657	\$ 4,820,580	92.6%	\$ 3,879,264	\$ 4,389,756	74.7%	
Personnel Services- Salaries & Wages	\$ 3,185,760	\$ 3,199,989	\$ 3,318,534	\$ 3,507,808	\$ 3,587,209	\$ 3,811,004	94.1%	\$ 3,778,109	\$ 4,203,015	75.5%	
40000 - Salaries and Wages	\$ 3,155,239	\$ 3,174,475	\$ 3,209,777	\$ 3,484,151	\$ 3,556,138	\$ 3,963,180	89.7%	\$ 3,725,259	\$ 4,137,514	80.0%	
40002 - Non-Union Wage Increase	\$ -	\$ -	\$ -	\$ -	\$ -	\$ 105,478	0.0%	\$ -	\$ 1	0.0%	
40003 - Cost of Living Increase	\$ -	\$ -	\$ -	\$ -	\$ -	\$ -	0.0%	\$ -	\$ -	0.0%	
40005 - New Position Budget Moved to Contingency	\$ -	\$ -	\$ -	\$ -	\$ -	\$ (291,854)	0.0%	\$ -	\$ -	0.0%	
40007 - Equity Study Adjustments	\$ -	\$ -	\$ -	\$ -	\$ -	\$ -	0.0%	\$ -	\$ -	0.0%	
40040 - Lump Sum Distribution	\$ -	\$ -	\$ 85,500	\$ -	\$ -	\$ -	0.0%	\$ -	\$ -	0.0%	
40310 - Bond Call	\$ 30,521	\$ 25,514	\$ 23,257	\$ 23,657	\$ 31,071	\$ 34,200	90.9%	\$ 52,850	\$ 65,500	80.7%	
Personnel Services- Employee Benefits	\$ 660,993	\$ 627,163	\$ 599,323	\$ 658,473	\$ 727,082	\$ 824,385	88.2%	\$ -	\$ -	0.0%	
45000 - Healthcare Contribution	\$ 640,369	\$ 608,469	\$ 579,952	\$ 640,401	\$ 709,606	\$ 804,223	88.2%	\$ -	\$ -	0.0%	
45010 - Dental Contribution	\$ 20,624	\$ 18,695	\$ 19,371	\$ 18,072	\$ 17,476	\$ 20,162	86.7%	\$ -	\$ -	0.0%	
Contractual Services	\$ 89,998	\$ 42,348	\$ 60,619	\$ 43,071	\$ 75,251	\$ 106,737	70.5%	\$ 38,841	\$ 106,737	36.4%	
50240 - Trials and Costs of Hearing	\$ 29,678	\$ 11,761	\$ 30,494	\$ 14,887	\$ 43,335	\$ 45,000	96.3%	\$ 15,922	\$ 45,000	35.4%	
52130 - Repairs and Maint- Computers	\$ -	\$ 113	\$ 520	\$ -	\$ -	\$ -	0.0%	\$ -	\$ -	0.0%	
52140 - Repairs and Maint- Copiers	\$ 2,672	\$ 2,277	\$ 1,549	\$ 2,137	\$ 380	\$ 2,250	16.9%	\$ 339	\$ 2,250	15.1%	
52190 - Equipment Rental	\$ -	\$ 3	\$ -	\$ -	\$ -	\$ -	0.0%	\$ -	\$ -	0.0%	
53100 - Conferences and Meetings	\$ 792	\$ -	\$ -	\$ -	\$ 528	\$ 1,000	52.8%	\$ 458	\$ 1,000	45.8%	
53110 - Employee Training	\$ 11,340	\$ 3,185	\$ 1,477	\$ 2,049	\$ 6,143	\$ 20,000	30.7%	\$ 10,908	\$ 20,000	54.5%	
53120 - Employee Mileage Expense	\$ 3,319	\$ 1,219	\$ 505	\$ 1,759	\$ 1,872	\$ 4,500	41.6%	\$ 1,412	\$ 4,500	31.4%	
53140 - Attorney Association Dues	\$ 32,568	\$ 17,386	\$ 18,306	\$ 16,489	\$ 17,683	\$ 23,100	76.5%	\$ 4,736	\$ 23,100	20.5%	
55000 - Miscellaneous Contractual Exp	\$ 9,630	\$ 6,405	\$ 7,768	\$ 5,751	\$ 5,309	\$ 10,887	48.8%	\$ 5,067	\$ 10,887	46.5%	
Commodities	\$ 72,723	\$ 65,507	\$ 70,341	\$ 68,019	\$ 74,115	\$ 78,454	94.5%	\$ 62,314	\$ 80,004	77.9%	
60000 - Office Supplies	\$ 10,335	\$ 6,885	\$ 8,128	\$ 3,659	\$ 5,250	\$ 10,000	52.5%	\$ 3,544	\$ 10,000	35.4%	
60020 - Computer Related Supplies	\$ 893	\$ -	\$ 130	\$ -	\$ -	\$ -	0.0%	\$ -	\$ -	0.0%	
60050 - Books and Subscriptions	\$ 61,495	\$ 58,622	\$ 62,083	\$ 64,360	\$ 68,865	\$ 68,454	100.6%	\$ 58,770	\$ 70,004	84.0%	
Contingency and Other	\$ -	\$ -	\$ -	\$ -	\$ -	\$ -	0.0%	\$ -	\$ -	0.0%	
89000 - Addition to Fund Balance	\$ -	\$ -	\$ -	\$ -	\$ -	\$ -	0.0%	\$ -	\$ -	0.0%	
Transfers Out	\$ -	\$ -	\$ -	\$ -	\$ -	\$ -	0.0%	\$ -	\$ -	0.0%	
99200 - Transfer to Court Automation Fund 200	\$ -	\$ -	\$ -	\$ -	\$ -	\$ -	0.0%	\$ -	\$ -	0.0%	
243 Public Defender Special Fund	\$ -	\$ -	\$ -	\$ -	\$ -	\$ -	0.0%	\$ 23,297	\$ -	0.0%	
Expenses	\$ -	\$ -	\$ -	\$ -	\$ -	\$ -	0.0%	\$ 23,297	\$ -	0.0%	
Commodities	\$ -	\$ -	\$ -	\$ -	\$ -	\$ -	0.0%	\$ 23,297	\$ -	0.0%	
60010 - Operating Supplies	\$ -	\$ -	\$ -	\$ -	\$ -	\$ -	0.0%	\$ 966	\$ -	0.0%	
60055 - Office Equipment - Non Capital	\$ -	\$ -	\$ -	\$ -	\$ -	\$ -	0.0%	\$ 22,332	\$ -	0.0%	
244 Public Defender Rec Automation	\$ -	\$ -	\$ -	\$ -	\$ -	\$ 1,000	0.0%	\$ -	\$ 1,884	0.0%	
Expenses	\$ -	\$ -	\$ -	\$ -	\$ -	\$ 1,000	0.0%	\$ -	\$ 1,884	0.0%	
Contractual Services	\$ -	\$ -	\$ -	\$ -	\$ -	\$ 1,000	0.0%	\$ -	\$ 1,000	0.0%	
50150 - Contractual/Consulting Services	\$ -	\$ -	\$ -	\$ -	\$ -	\$ 1,000	0.0%	\$ -	\$ 1,000	0.0%	
Contingency and Other	\$ -	\$ -	\$ -	\$ -	\$ -	\$ -	0.0%	\$ -	\$ 884	0.0%	
89000 - Addition to Fund Balance	\$ -	\$ -	\$ -	\$ -	\$ -	\$ -	0.0%	\$ -	\$ 884	0.0%	
Grand Total	\$ 4,009,474	\$ 3,935,007	\$ 4,048,817	\$ 4,277,371	\$ 4,463,657	\$ 4,821,580	92.6%	\$ 3,902,562	\$ 4,391,640	75.1%	

Committee Revenue Budget Report - by Account Detail
Through October 31, 2024 (91.67% YTD)
***2019, 2020, 2021, 2022, 2023 Actual Full Fiscal Year**

Department / Fund / Account Classification	2019 Actual Amount*	2020 Actual Amount*	2021 Actual Amount*	2022 Actual Amount*	2023 Actual Amount*	2023 Adopted Budget	2023 YTD% Actual/Budget	2024 Actual Amount	2024 Adopted Budget	2024 YTD% Actual/Budget	2019 - 2024 Trend
370 Law Library	\$ 343,971	\$ 282,027	\$ 303,674	\$ 281,451	\$ 318,823	\$ 291,071	109.5%	\$ 277,370	\$ 315,145	88.0%	
250 Law Library	\$ 343,971	\$ 282,027	\$ 303,674	\$ 281,451	\$ 318,823	\$ 291,071	109.5%	\$ 277,370	\$ 315,145	88.0%	
Revenue	\$ 343,971	\$ 282,027	\$ 303,674	\$ 281,451	\$ 318,823	\$ 291,071	109.5%	\$ 277,370	\$ 315,145	88.0%	
Interest Revenue	\$ 6,542	\$ 4,344	\$ (77)	\$ (2,733)	\$ 10,173	\$ 974	1,044.5%	\$ 4,471	\$ 8,251	54.2%	
38000 - Investment Income	\$ 6,542	\$ 4,344	\$ (77)	\$ (2,733)	\$ 10,173	\$ 974	1,044.5%	\$ 4,471	\$ 8,251	54.2%	
Other	\$ 12,187	\$ 29,532	\$ 15,046	\$ 10,000	\$ 30,000	\$ 12,256	244.8%	\$ 20,350	\$ 29,136	69.8%	
38900 - Miscellaneous Other	\$ 12,187	\$ 29,532	\$ 15,046	\$ 10,000	\$ 30,000	\$ 9,136	328.4%	\$ 20,350	\$ 29,136	69.8%	
39900 - Fund Balance Utilization	\$ -	\$ -	\$ -	\$ -	\$ -	\$ 3,120	0.0%	\$ -	\$ -	0.0%	
Transfers In	\$ -	\$ -	\$ 29,500	\$ -	\$ -	\$ -	0.0%	\$ -	\$ -	0.0%	
39000 - Transfer From Other Funds	\$ -	\$ -	\$ 29,500	\$ -	\$ -	\$ -	0.0%	\$ -	\$ -	0.0%	
Charges for Services	\$ 323,996	\$ 246,734	\$ 259,085	\$ 273,428	\$ 278,649	\$ 277,586	100.4%	\$ 252,391	\$ 277,553	90.9%	
34275 - Conference Room Fees	\$ 210	\$ 120	\$ -	\$ 30	\$ -	\$ 30	0.0%	\$ -	\$ 10	0.0%	
34280 - Photocopy Fees	\$ 2,596	\$ 665	\$ 241	\$ 220	\$ -	\$ 225	0.0%	\$ 6	\$ 113	5.3%	
34290 - Invoicing Fees	\$ 201	\$ -	\$ -	\$ -	\$ -	\$ 10	0.0%	\$ -	\$ 10	0.0%	
34300 - Document Delivery Fees	\$ 60	\$ 72	\$ 20	\$ 5	\$ -	\$ 15	0.0%	\$ -	\$ 10	0.0%	
34310 - Faxing Fees	\$ 209	\$ 148	\$ 15	\$ 1	\$ -	\$ -	0.0%	\$ -	\$ -	0.0%	
34320 - Boy Scout Law Merit Badge Fees	\$ 245	\$ 8	\$ -	\$ -	\$ -	\$ 450	0.0%	\$ -	\$ 450	0.0%	
34330 - Law Library Fees	\$ 316,970	\$ 243,379	\$ 257,371	\$ 271,990	\$ 277,093	\$ 276,000	100.4%	\$ 249,978	\$ 275,580	90.7%	
34340 - Computer Printout Fees	\$ 1,219	\$ 552	\$ -	\$ 466	\$ 1,556	\$ 225	691.6%	\$ 730	\$ 750	97.4%	
35080 - Book Sale Fees	\$ 1,748	\$ 944	\$ 690	\$ 675	\$ -	\$ 600	0.0%	\$ 58	\$ 600	9.7%	
35900 - Miscellaneous Fees	\$ 537	\$ 845	\$ 747	\$ 41	\$ -	\$ 30	0.0%	\$ 1,618	\$ 30	5,394.6%	
Fines	\$ 78	\$ 16	\$ -	\$ 1	\$ -	\$ 5	0.0%	\$ -	\$ 5	0.0%	
36110 - Overdue Item Fines	\$ 78	\$ 16	\$ -	\$ 1	\$ -	\$ 5	0.0%	\$ -	\$ 5	0.0%	
Reimbursements	\$ 1,168	\$ 1,401	\$ 120	\$ 755	\$ -	\$ 250	0.0%	\$ 158	\$ 200	79.2%	
37900 - Miscellaneous Reimbursement	\$ 1,168	\$ 1,401	\$ 120	\$ 755	\$ -	\$ 250	0.0%	\$ 158	\$ 200	79.2%	
Grand Total	\$ 343,971	\$ 282,027	\$ 303,674	\$ 281,451	\$ 318,823	\$ 291,071	109.5%	\$ 277,370	\$ 315,145	88.0%	

Committee Expense Budget Report - by Account Detail
Through October 31, 2024 (91.67% YTD, 88.46% Payroll Expense through Pay Period Ending 10/12/2024)
***2019, 2020, 2021, 2022, 2023 Actual Full Fiscal Year**

Department / Fund / Account Classification	2019 Actual Amount*	2020 Actual Amount*	2021 Actual Amount*	2022 Actual Amount*	2023 Actual Amount*	2023 Adopted Budget	2023 YTD% Actual/Budget	2024 Actual Amount	2024 Adopted Budget	2024 YTD% Actual/Budget	2019 - 2024 Trend
370 Law Library	\$ 252,205	\$ 298,625	\$ 309,937	\$ 331,129	\$ 225,900	\$ 291,071	77.6%	\$ 336,996	\$ 315,145	106.9%	
250 Law Library	\$ 252,205	\$ 298,625	\$ 309,937	\$ 331,129	\$ 225,900	\$ 291,071	77.6%	\$ 336,996	\$ 315,145	106.9%	
Expenses	\$ 252,205	\$ 298,625	\$ 309,937	\$ 331,129	\$ 225,900	\$ 291,071	77.6%	\$ 336,996	\$ 315,145	106.9%	
Personnel Services- Salaries & Wages	\$ 119,666	\$ 128,856	\$ 133,531	\$ 115,903	\$ 93,539	\$ 90,551	103.3%	\$ 81,305	\$ 92,979	87.4%	
40000 - Salaries and Wages	\$ 119,666	\$ 128,856	\$ 133,531	\$ 115,903	\$ 93,539	\$ 87,906	106.4%	\$ 81,305	\$ 90,269	90.1%	
40002 - Non-Union Wage Increase	\$ -	\$ -	\$ -	\$ -	\$ -	\$ 2,645	0.0%	\$ -	\$ 1	0.0%	
40003 - Cost of Living Increase	\$ -	\$ -	\$ -	\$ -	\$ -	\$ -	0.0%	\$ -	\$ 2,709	0.0%	
Personnel Services- Employee Benefits	\$ 35,891	\$ 38,265	\$ 41,381	\$ 34,608	\$ 26,163	\$ 33,239	78.7%	\$ 19,749	\$ 25,040	78.9%	
45000 - Healthcare Contribution	\$ 15,201	\$ 15,296	\$ 15,867	\$ 14,436	\$ 11,165	\$ 11,179	99.9%	\$ 10,015	\$ 11,461	87.4%	
45010 - Dental Contribution	\$ 489	\$ 469	\$ 512	\$ 405	\$ 256	\$ 256	100.0%	\$ 240	\$ 275	87.4%	
45100 - FICA/SS Contribution	\$ 8,820	\$ 9,465	\$ 9,818	\$ 8,463	\$ 6,862	\$ 11,105	61.8%	\$ 5,930	\$ 7,113	83.4%	
45200 - IMRF Contribution	\$ 8,531	\$ 9,914	\$ 11,261	\$ 7,526	\$ 4,657	\$ 7,476	62.3%	\$ 3,563	\$ 4,259	83.7%	
53010 - Workers Compensation	\$ 2,850	\$ 3,122	\$ 3,923	\$ 3,778	\$ 3,223	\$ 3,223	100.0%	\$ -	\$ 1,932	0.0%	
Contractual Services	\$ 23,000	\$ 26,994	\$ 24,220	\$ 27,579	\$ 24,823	\$ 21,210	117.0%	\$ 26,676	\$ 19,736	135.2%	
50235 - Public Health Services - Coronavirus	\$ -	\$ -	\$ -	\$ -	\$ -	\$ -	0.0%	\$ -	\$ -	0.0%	
50590 - Professional Services	\$ -	\$ -	\$ -	\$ 1,338	\$ 10,386	\$ 2,000	519.3%	\$ 8,925	\$ 4,000	223.1%	
52140 - Repairs and Maint- Copiers	\$ 3,962	\$ 1,566	\$ 4,736	\$ 3,613	\$ 1,569	\$ 800	196.1%	\$ 2,116	\$ 800	264.5%	
53000 - Liability Insurance	\$ 2,132	\$ 2,559	\$ 2,501	\$ 3,130	\$ 4,239	\$ 4,239	100.0%	\$ -	\$ 2,808	0.0%	
53020 - Unemployment Claims	\$ 126	\$ 74	\$ 79	\$ 95	\$ 59	\$ 59	100.0%	\$ -	\$ 46	0.0%	
53100 - Conferences and Meetings	\$ 3,256	\$ 1,914	\$ 348	\$ 414	\$ 2,349	\$ 300	783.1%	\$ -	\$ 3,000	0.0%	
53120 - Employee Mileage Expense	\$ 1,101	\$ 231	\$ 577	\$ 925	\$ 736	\$ 300	245.2%	\$ 829	\$ 700	118.4%	
53130 - General Association Dues	\$ 967	\$ 880	\$ 896	\$ 905	\$ 929	\$ 1,080	86.0%	\$ 649	\$ 1,130	57.4%	
55000 - Miscellaneous Contractual Exp	\$ 11,457	\$ 19,769	\$ 15,083	\$ 17,159	\$ 4,557	\$ 12,432	36.7%	\$ 14,157	\$ 7,252	195.2%	
Commodities	\$ 73,648	\$ 104,511	\$ 110,805	\$ 147,454	\$ 75,407	\$ 77,803	96.9%	\$ 206,295	\$ 95,585	215.8%	
60000 - Office Supplies	\$ 6,155	\$ 5,281	\$ 2,554	\$ 5,189	\$ 4,684	\$ 500	936.8%	\$ 2,192	\$ 1,200	182.7%	
60010 - Operating Supplies	\$ -	\$ -	\$ 31	\$ 1,135	\$ 424	\$ -	0.0%	\$ 2,199	\$ -	0.0%	
60020 - Computer Related Supplies	\$ 5,055	\$ 2,658	\$ 10,294	\$ 6,310	\$ 6,930	\$ 15,040	46.1%	\$ 10,271	\$ 9,750	105.3%	
60040 - Postage	\$ -	\$ 18	\$ -	\$ 32	\$ -	\$ -	0.0%	\$ -	\$ -	0.0%	
60050 - Books and Subscriptions	\$ 59,718	\$ 94,050	\$ 96,144	\$ 132,948	\$ 57,085	\$ 60,543	94.3%	\$ 189,221	\$ 82,615	229.0%	
60230 - Food	\$ -	\$ -	\$ -	\$ 386	\$ 1,147	\$ 220	521.6%	\$ 1,834	\$ 520	352.7%	
60265 - Public Health Commodities - Coronavirus	\$ -	\$ -	\$ -	\$ -	\$ -	\$ -	0.0%	\$ -	\$ -	0.0%	
60460 - Subscription Databases	\$ -	\$ 1,146	\$ -	\$ -	\$ 4,005	\$ -	0.0%	\$ -	\$ -	0.0%	
64000 - Telephone	\$ 2,720	\$ 1,358	\$ 1,214	\$ 1,453	\$ 849	\$ 900	94.4%	\$ 295	\$ 900	32.8%	
64010 - Cellular Phone	\$ -	\$ -	\$ 568	\$ -	\$ 282	\$ 600	47.1%	\$ 283	\$ 600	47.1%	
Capital	\$ -	\$ -	\$ -	\$ -	\$ 141	\$ -	0.0%	\$ -	\$ 9,300	0.0%	
70000 - Computers	\$ -	\$ -	\$ -	\$ -	\$ -	\$ -	0.0%	\$ -	\$ 2,500	0.0%	
70050 - Printers	\$ -	\$ -	\$ -	\$ -	\$ -	\$ -	0.0%	\$ -	\$ 300	0.0%	
70080 - Office Furniture	\$ -	\$ -	\$ -	\$ -	\$ -	\$ -	0.0%	\$ -	\$ 6,500	0.0%	
70100 - Copiers	\$ -	\$ -	\$ -	\$ -	\$ 141	\$ -	0.0%	\$ -	\$ -	0.0%	
Contingency and Other	\$ -	\$ -	\$ -	\$ -	\$ -	\$ 62,442	0.0%	\$ -	\$ 69,534	0.0%	
89000 - Addition to Fund Balance	\$ -	\$ -	\$ -	\$ -	\$ -	\$ 62,442	0.0%	\$ -	\$ 69,534	0.0%	
Transfers Out	\$ -	\$ -	\$ -	\$ 5,585	\$ 5,826	\$ 5,826	100.0%	\$ 2,971	\$ 2,971	100.0%	
99000 - Transfer To Other Funds	\$ -	\$ -	\$ -	\$ -	\$ -	\$ -	0.0%	\$ -	\$ -	0.0%	
99001 - Transfer to General Fund 001	\$ -	\$ -	\$ -	\$ 5,585	\$ 5,826	\$ 5,826	100.0%	\$ 2,971	\$ 2,971	100.0%	
Grand Total	\$ 252,205	\$ 298,625	\$ 309,937	\$ 331,129	\$ 225,900	\$ 291,071	77.6%	\$ 336,996	\$ 315,145	106.9%	

Committee Revenue Budget Report - by Account Detail
Through October 31, 2024 (91.67% YTD)
***2019, 2020, 2021, 2022, 2023 Actual Full Fiscal Year**

Department / Fund / Account Classification	2019 Actual Amount*	2020 Actual Amount*	2021 Actual Amount*	2022 Actual Amount*	2023 Actual Amount*	2023 Adopted Budget	2023 YTD% Actual/Budget	2024 Actual Amount	2024 Adopted Budget	2024 YTD% Actual/Budget	2019 - 2024 Trend
380 Sheriff	\$ 5,992,778	\$ 3,334,753	\$ 3,834,704	\$ 7,587,123	\$ 5,403,532	\$ 4,812,908	98.1%	\$ 3,237,058	\$ 4,381,752	73.9%	
001 General Fund	\$ 3,033,859	\$ 2,220,046	\$ 2,445,111	\$ 4,172,518	\$ 3,269,721	\$ 3,158,156	103.9%	\$ 2,500,677	\$ 2,568,156	97.4%	
Revenue	\$ 3,033,859	\$ 2,220,046	\$ 2,445,111	\$ 4,172,518	\$ 3,269,721	\$ 3,158,156	103.9%	\$ 2,500,677	\$ 2,568,156	97.4%	
Other	\$ 7,255	\$ 32,982	\$ 27,470	\$ 43,651	\$ 40,793	\$ 20,000	204.0%	\$ 58,042	\$ 20,000	290.2%	
38530 - Auction Sales	\$ 7,255	\$ 32,982	\$ 27,470	\$ 43,651	\$ 40,793	\$ 20,000	204.0%	\$ 58,042	\$ 20,000	290.2%	
Transfers In	\$ 371,499	\$ -	\$ 396,841	\$ -	\$ 2,085	\$ -	2.7%	\$ -	\$ -	0.0%	
39000 - Transfer From Other Funds	\$ 371,499	\$ -	\$ 396,841	\$ -	\$ -	\$ -	0.0%	\$ -	\$ -	0.0%	
39305 - Transfer from Transportation Sales Tax Fund 305	\$ -	\$ -	\$ -	\$ -	\$ 2,085	\$ -	2.7%	\$ -	\$ -	0.0%	
Charges for Services	\$ 1,689,419	\$ 1,479,138	\$ 1,473,978	\$ 1,982,847	\$ 2,006,090	\$ 1,566,500	128.1%	\$ 1,314,824	\$ 1,566,500	83.9%	
34350 - Detail Fees	\$ 104,650	\$ 52,850	\$ 120,845	\$ 484,961	\$ 577,631	\$ 185,000	312.2%	\$ 257,245	\$ 185,000	139.1%	
34360 - Net Civil Processing Fees	\$ 110,051	\$ 69,702	\$ 125,213	\$ 262,761	\$ 202,036	\$ 325,000	62.2%	\$ 136,575	\$ 325,000	42.0%	
34370 - Chancery Foreclosure Fees	\$ 454,800	\$ 112,200	\$ 89,400	\$ 120,600	\$ 195,000	\$ 110,000	177.3%	\$ 89,000	\$ 110,000	80.9%	
34380 - Body Writ Fees	\$ 29,779	\$ 13,171	\$ 5,570	\$ 20,321	\$ 11,613	\$ 18,000	64.5%	\$ 9,024	\$ 18,000	50.1%	
34390 - Accident Copy Fees	\$ 1,531	\$ 2,155	\$ 4,717	\$ 4,850	\$ 5,917	\$ 4,000	147.9%	\$ 4,093	\$ 4,000	102.3%	
34400 - Weekend Prisoner Fees	\$ 28,390	\$ 11,847	\$ 10,253	\$ 5,415	\$ 4,340	\$ 6,000	72.3%	\$ 5,633	\$ 6,000	93.9%	
34410 - Burglar Alarm Fees	\$ 3,900	\$ -	\$ -	\$ -	\$ -	\$ -	0.0%	\$ -	\$ -	0.0%	
34430 - Inmate Telephone Fees- AJF	\$ 362,491	\$ 376,640	\$ 284,481	\$ 324,856	\$ 243,401	\$ 250,000	97.4%	\$ 200,650	\$ 250,000	80.3%	
34440 - Fingerprinting Fees	\$ 1,960	\$ 940	\$ 860	\$ 2,185	\$ 2,780	\$ 2,500	111.2%	\$ 1,585	\$ 2,500	63.4%	
34450 - Bond Fees	\$ 98,900	\$ 52,900	\$ 48,200	\$ 81,600	\$ 86,905	\$ 1,000	8,690.5%	\$ 15,610	\$ 1,000	1,561.0%	
34470 - Court Security Fees	\$ 480,069	\$ 754,858	\$ 698,028	\$ 614,998	\$ 606,206	\$ 600,000	101.0%	\$ 530,869	\$ 600,000	88.5%	
34490 - Electronic Monitoring Fees	\$ -	\$ 25,477	\$ 79,146	\$ 58,191	\$ 69,712	\$ 60,000	116.2%	\$ 63,536	\$ 60,000	105.9%	
35900 - Miscellaneous Fees	\$ 12,898	\$ 6,398	\$ 7,265	\$ 2,111	\$ 550	\$ 5,000	11.0%	\$ 1,005	\$ 5,000	20.1%	
Fines	\$ 332,536	\$ 246,047	\$ 134,325	\$ 76,670	\$ 152,394	\$ 105,000	145.1%	\$ 189,486	\$ 105,000	180.5%	
36060 - Traffic Violation Fines	\$ 184,982	\$ 209,749	\$ 131,621	\$ 75,767	\$ 69,342	\$ 100,000	69.3%	\$ 57,936	\$ 100,000	57.9%	
36080 - Eviction Fines	\$ 147,554	\$ 36,298	\$ 2,704	\$ 903	\$ 83,052	\$ 5,000	1,661.0%	\$ 131,550	\$ 5,000	2,631.0%	
Grants	\$ 219,246	\$ 234,615	\$ 40,095	\$ 515,578	\$ 529,983	\$ 142,000	373.2%	\$ 332,155	\$ 142,000	233.9%	
32078 - Sheriff RSAT Grant	\$ -	\$ -	\$ -	\$ -	\$ -	\$ -	0.0%	\$ 140,000	\$ -	0.0%	
32220 - State Alien Assistance Grant	\$ 198,751	\$ 202,448	\$ -	\$ 382,523	\$ 426,046	\$ 100,000	426.0%	\$ -	\$ 100,000	0.0%	
32650 - Justice Assistance Grant	\$ 20,495	\$ 6,342	\$ 17,835	\$ -	\$ 16,401	\$ 20,000	82.0%	\$ 35,069	\$ 20,000	175.3%	
32719 - CLEPD Grant	\$ -	\$ -	\$ -	\$ 116,396	\$ 78,214	\$ -	0.0%	\$ 138,489	\$ -	0.0%	
32880 - NACCHO PHAB Grant	\$ -	\$ -	\$ -	\$ -	\$ -	\$ -	0.0%	\$ -	\$ -	0.0%	
33900 - Miscellaneous Grants	\$ -	\$ 25,825	\$ 22,260	\$ 16,658	\$ 9,322	\$ 22,000	42.4%	\$ 18,597	\$ 22,000	84.5%	
Reimbursements	\$ 413,904	\$ 227,263	\$ 372,402	\$ 1,553,772	\$ 538,375	\$ 1,324,656	43.6%	\$ 606,171	\$ 734,656	82.5%	
37060 - Prisoner Transfer Reimbursement	\$ -	\$ 2,892	\$ 5,745	\$ 4,698	\$ 5,361	\$ 3,000	178.7%	\$ 3,222	\$ 3,000	107.4%	
37082 - Sheriff PCard Reimbursement	\$ -	\$ -	\$ -	\$ -	\$ -	\$ -	0.0%	\$ 83,533	\$ -	0.0%	
37085 - Sheriff Salary Reimbursement	\$ -	\$ -	\$ -	\$ 34,649	\$ 106,656	\$ 106,656	100.0%	\$ 89,477	\$ 106,656	83.9%	
37130 - Emergency Mgmt Reimbursement	\$ 133,519	\$ 114,169	\$ 104,814	\$ 108,675	\$ 98,832	\$ 90,000	0.0%	\$ 8,800	\$ -	0.0%	
37240 - Sheriff Training Reimbursement	\$ 23,723	\$ 27,988	\$ 33,641	\$ 76,801	\$ 49,455	\$ 15,000	329.7%	\$ 6,430	\$ 15,000	42.9%	
37500 - Board and Care Reimbursements	\$ -	\$ -	\$ -	\$ 1,211,315	\$ 153,900	\$ 1,000,000	15.4%	\$ 19,650	\$ 500,000	3.9%	
37625 - Overtime Reimbursement	\$ -	\$ -	\$ 21,457	\$ 40,414	\$ 11,978	\$ 30,000	39.9%	\$ 14,313	\$ 30,000	47.7%	
37900 - Miscellaneous Reimbursement	\$ 256,662	\$ 82,214	\$ 206,746	\$ 77,220	\$ 112,194	\$ 80,000	140.2%	\$ 380,746	\$ 80,000	475.9%	
020 The Stipend Fund	\$ -	\$ -	\$ -	\$ -	\$ -	\$ -	0.0%	\$ 6,500	\$ -	0.0%	
Revenue	\$ -	\$ -	\$ -	\$ -	\$ -	\$ -	0.0%	\$ 6,500	\$ -	0.0%	
Reimbursements	\$ -	\$ -	\$ -	\$ -	\$ -	\$ -	0.0%	\$ 6,500	\$ -	0.0%	
37115 - State Stipend Certain EO and DH	\$ -	\$ -	\$ -	\$ -	\$ -	\$ -	0.0%	\$ 6,500	\$ -	0.0%	
128 Sheriff's Vehicle & Equipment	\$ -	\$ -	\$ -	\$ 1,791,409	\$ 508,416	\$ 648,222	37.3%	\$ 451,251	\$ 648,222	69.6%	
Revenue	\$ -	\$ -	\$ -	\$ 1,791,409	\$ 508,416	\$ 648,222	37.3%	\$ 451,251	\$ 648,222	69.6%	
Interest Revenue	\$ -	\$ -	\$ -	\$ (30,017)	\$ 74,416	\$ 4,000	1,860.4%	\$ 17,251	\$ 73,137	23.6%	
38000 - Investment Income	\$ -	\$ -	\$ -	\$ (30,017)	\$ 74,416	\$ 4,000	1,860.4%	\$ 17,251	\$ 73,137	23.6%	
Other	\$ -	\$ -	\$ -	\$ -	\$ -	\$ 210,222	0.0%	\$ -	\$ 141,085	0.0%	
39900 - Fund Balance Utilization	\$ -	\$ -	\$ -	\$ -	\$ -	\$ 210,222	0.0%	\$ -	\$ 141,085	0.0%	
Transfers In	\$ -	\$ -	\$ -	\$ 1,821,426	\$ 434,000	\$ 434,000	100.0%	\$ 434,000	\$ 434,000	100.0%	
39001 - Transfer from General Fund 001	\$ -	\$ -	\$ -	\$ 1,215,920	\$ -	\$ -	0.0%	\$ -	\$ -	0.0%	

Committee Revenue Budget Report - by Account Detail
Through October 31, 2024 (91.67% YTD)
***2019, 2020, 2021, 2022, 2023 Actual Full Fiscal Year**

Department / Fund / Account Classification	2019 Actual Amount*	2020 Actual Amount*	2021 Actual Amount*	2022 Actual Amount*	2023 Actual Amount*	2023 Adopted Budget	2023 YTD% Actual/Budget	2024 Actual Amount	2024 Adopted Budget	2024 YTD% Actual/Budget	2019 - 2024 Trend
39125 - Transfer from Public Safety Sales Tax Fund 125	\$ -	\$ -	\$ -	\$ 605,506	\$ 434,000	\$ 434,000	100.0%	\$ 434,000	\$ 434,000	100.0%	
247 EMA Volunteer Fund	\$ 11,890	\$ 2,782	\$ 3,446	\$ 15,323	\$ 1,823	\$ 3,200	0.0%	\$ 70	\$ -	0.0%	
Revenue	\$ 11,890	\$ 2,782	\$ 3,446	\$ 15,323	\$ 1,823	\$ 3,200	0.0%	\$ 70	\$ -	0.0%	
Interest Revenue	\$ 470	\$ 322	\$ (13)	\$ (609)	\$ 1,823	\$ -	0.0%	\$ 70	\$ -	0.0%	
38000 - Investment Income	\$ 470	\$ 322	\$ (13)	\$ (609)	\$ 1,823	\$ -	0.0%	\$ 70	\$ -	0.0%	
Other	\$ 11,130	\$ 2,460	\$ 2,580	\$ 14,212	\$ -	\$ 3,200	0.0%	\$ -	\$ -	0.0%	
38520 - General Donations	\$ 8,220	\$ 520	\$ 2,580	\$ 14,212	\$ -	\$ 3,000	0.0%	\$ -	\$ -	0.0%	
38900 - Miscellaneous Other	\$ 2,910	\$ 1,940	\$ -	\$ -	\$ -	\$ 200	0.0%	\$ -	\$ -	0.0%	
39900 - Fund Balance Utilization	\$ -	\$ -	\$ -	\$ -	\$ -	\$ -	0.0%	\$ -	\$ -	0.0%	
Transfers In	\$ -	\$ -	\$ 880	\$ 1,720	\$ -	\$ -	0.0%	\$ -	\$ -	0.0%	
39000 - Transfer From Other Funds	\$ -	\$ -	\$ 880	\$ 1,720	\$ -	\$ -	0.0%	\$ -	\$ -	0.0%	
Charges for Services	\$ 290	\$ -	\$ -	\$ -	\$ -	\$ -	0.0%	\$ -	\$ -	0.0%	
34350 - Detail Fees	\$ 290	\$ -	\$ -	\$ -	\$ -	\$ -	0.0%	\$ -	\$ -	0.0%	
248 KC Emergency Planning	\$ 7,026	\$ 5,972	\$ (3)	\$ (346)	\$ 1,435	\$ 4,000	0.0%	\$ 58	\$ -	0.0%	
Revenue	\$ 7,026	\$ 5,972	\$ (3)	\$ (346)	\$ 1,435	\$ 4,000	0.0%	\$ 58	\$ -	0.0%	
Interest Revenue	\$ 626	\$ 422	\$ (3)	\$ (346)	\$ 1,435	\$ -	0.0%	\$ 58	\$ -	0.0%	
38000 - Investment Income	\$ 626	\$ 422	\$ (3)	\$ (346)	\$ 1,435	\$ -	0.0%	\$ 58	\$ -	0.0%	
Other	\$ -	\$ -	\$ -	\$ -	\$ -	\$ 4,000	0.0%	\$ -	\$ -	0.0%	
38520 - General Donations	\$ -	\$ -	\$ -	\$ -	\$ -	\$ 4,000	0.0%	\$ -	\$ -	0.0%	
Reimbursements	\$ 6,400	\$ 5,550	\$ -	\$ -	\$ -	\$ -	0.0%	\$ -	\$ -	0.0%	
37900 - Miscellaneous Reimbursement	\$ 6,400	\$ 5,550	\$ -	\$ -	\$ -	\$ -	0.0%	\$ -	\$ -	0.0%	
249 Bomb Squad SWAT	\$ 8,875	\$ 2,765	\$ 28,246	\$ 31,591	\$ 60	\$ 5,000	1.2%	\$ 44	\$ 5,000	0.9%	
Revenue	\$ 8,875	\$ 2,765	\$ 28,246	\$ 31,591	\$ 60	\$ 5,000	1.2%	\$ 44	\$ 5,000	0.9%	
Interest Revenue	\$ -	\$ -	\$ -	\$ -	\$ 60	\$ -	0.0%	\$ 44	\$ -	0.0%	
38000 - Investment Income	\$ -	\$ -	\$ -	\$ -	\$ 60	\$ -	0.0%	\$ 44	\$ -	0.0%	
Other	\$ 8,875	\$ 2,765	\$ 25,746	\$ 31,591	\$ -	\$ 5,000	0.0%	\$ -	\$ 5,000	0.0%	
38520 - General Donations	\$ 8,875	\$ 2,765	\$ 25,746	\$ 31,591	\$ -	\$ -	0.0%	\$ -	\$ -	0.0%	
38900 - Miscellaneous Other	\$ -	\$ -	\$ -	\$ -	\$ -	\$ 5,000	0.0%	\$ -	\$ 5,000	0.0%	
Transfers In	\$ -	\$ -	\$ 2,500	\$ -	\$ -	\$ -	0.0%	\$ -	\$ -	0.0%	
39000 - Transfer From Other Funds	\$ -	\$ -	\$ 2,500	\$ -	\$ -	\$ -	0.0%	\$ -	\$ -	0.0%	
251 Canteen Commission	\$ 536,042	\$ 490,406	\$ 657,040	\$ 461,971	\$ 394,912	\$ 650,000	60.8%	\$ 463	\$ 650,000	0.1%	
Revenue	\$ 536,042	\$ 490,406	\$ 657,040	\$ 461,971	\$ 394,912	\$ 650,000	60.8%	\$ 463	\$ 650,000	0.1%	
Interest Revenue	\$ -	\$ 81	\$ 101	\$ 81	\$ 670	\$ -	0.0%	\$ 463	\$ -	0.0%	
38000 - Investment Income	\$ -	\$ 81	\$ 101	\$ 81	\$ 670	\$ -	0.0%	\$ 463	\$ -	0.0%	
Other	\$ 13,199	\$ 1,063	\$ 10,150	\$ 1,354	\$ 1,750	\$ -	0.0%	\$ -	\$ -	0.0%	
38520 - General Donations	\$ 13,199	\$ 1,063	\$ 10,150	\$ 1,354	\$ 1,750	\$ -	0.0%	\$ -	\$ -	0.0%	
39900 - Fund Balance Utilization	\$ -	\$ -	\$ -	\$ -	\$ -	\$ -	0.0%	\$ -	\$ -	0.0%	
Transfers In	\$ -	\$ -	\$ 26,200	\$ -	\$ -	\$ -	0.0%	\$ -	\$ -	0.0%	
39000 - Transfer From Other Funds	\$ -	\$ -	\$ 26,200	\$ -	\$ -	\$ -	0.0%	\$ -	\$ -	0.0%	
Charges for Services	\$ -	\$ 146	\$ 41,132	\$ 35,826	\$ 17,081	\$ -	0.0%	\$ -	\$ -	0.0%	
34450 - Bond Fees	\$ -	\$ 146	\$ 41,132	\$ 35,826	\$ 17,081	\$ -	0.0%	\$ -	\$ -	0.0%	
Reimbursements	\$ 522,843	\$ 489,116	\$ 579,457	\$ 424,709	\$ 375,412	\$ 650,000	57.8%	\$ -	\$ 650,000	0.0%	
37900 - Miscellaneous Reimbursement	\$ 522,843	\$ 489,116	\$ 579,457	\$ 424,709	\$ 375,412	\$ 650,000	57.8%	\$ -	\$ 650,000	0.0%	
252 Sheriff DEF Federal - DOJ	\$ 101,994	\$ 71,865	\$ 0	\$ (365)	\$ 32,468	\$ 10,000	324.7%	\$ 70	\$ 11,044	0.6%	
Revenue	\$ 101,994	\$ 71,865	\$ 0	\$ (365)	\$ 32,468	\$ 10,000	324.7%	\$ 70	\$ 11,044	0.6%	
Interest Revenue	\$ -	\$ -	\$ 0	\$ (766)	\$ 1,139	\$ -	0.0%	\$ 70	\$ 1,044	6.7%	
38000 - Investment Income	\$ -	\$ -	\$ 0	\$ (766)	\$ 1,139	\$ -	0.0%	\$ 70	\$ 1,044	6.7%	
Other	\$ -	\$ -	\$ -	\$ -	\$ -	\$ 10,000	0.0%	\$ -	\$ 10,000	0.0%	
38900 - Miscellaneous Other	\$ -	\$ -	\$ -	\$ -	\$ -	\$ 10,000	0.0%	\$ -	\$ 10,000	0.0%	
Transfers In	\$ -	\$ -	\$ -	\$ -	\$ -	\$ -	0.0%	\$ -	\$ -	0.0%	

Committee Revenue Budget Report - by Account Detail
Through October 31, 2024 (91.67% YTD)
***2019, 2020, 2021, 2022, 2023 Actual Full Fiscal Year**

Department / Fund / Account Classification	2019 Actual Amount*	2020 Actual Amount*	2021 Actual Amount*	2022 Actual Amount*	2023 Actual Amount*	2023 Adopted Budget	2023 YTD% Actual/Budget	2024 Actual Amount	2024 Adopted Budget	2024 YTD% Actual/Budget	2019 - 2024 Trend
39000 - Transfer From Other Funds	\$ -	\$ -	\$ -	\$ -	\$ -	\$ -	0.0%	\$ -	\$ -	0.0%	
Fines	\$ 101,994	\$ 71,865	\$ -	\$ -	\$ -	\$ -	0.0%	\$ -	\$ -	0.0%	
36020 - Drug Fines	\$ 101,994	\$ 71,865	\$ -	\$ -	\$ -	\$ -	0.0%	\$ -	\$ -	0.0%	
Grants	\$ -	\$ -	\$ -	\$ 401	\$ 31,329	\$ -	0.0%	\$ -	\$ -	0.0%	
32225 - Equitable Sharing Program-DOJ Federal Grant	\$ -	\$ -	\$ -	\$ 401	\$ 31,329	\$ -	0.0%	\$ -	\$ -	0.0%	
253 County Sheriff DEF Local	\$ 25,433	\$ 39,600	\$ 121,577	\$ 473,290	\$ 81,962	\$ 20,000	409.8%	\$ -	\$ 20,000	0.0%	
Revenue	\$ 25,433	\$ 39,600	\$ 121,577	\$ 473,290	\$ 81,962	\$ 20,000	409.8%	\$ -	\$ 20,000	0.0%	
Interest Revenue	\$ -	\$ -	\$ 11	\$ (6)	\$ -	\$ -	0.0%	\$ -	\$ -	0.0%	
38000 - Investment Income	\$ -	\$ -	\$ 11	\$ (6)	\$ -	\$ -	0.0%	\$ -	\$ -	0.0%	
Other	\$ 6,033	\$ 1,300	\$ 4,892	\$ 29,510	\$ -	\$ 20,000	0.0%	\$ -	\$ 20,000	0.0%	
38530 - Auction Sales	\$ 5,840	\$ 1,300	\$ 4,575	\$ 29,510	\$ -	\$ -	0.0%	\$ -	\$ -	0.0%	
38900 - Miscellaneous Other	\$ 193	\$ -	\$ -	\$ -	\$ -	\$ 20,000	0.0%	\$ -	\$ 20,000	0.0%	
38990 - Move from Agency Fund	\$ -	\$ -	\$ 317	\$ -	\$ -	\$ -	0.0%	\$ -	\$ -	0.0%	
Fines	\$ 19,400	\$ 38,300	\$ 116,675	\$ 443,786	\$ 81,962	\$ -	0.0%	\$ -	\$ -	0.0%	
36020 - Drug Fines	\$ 19,400	\$ 38,300	\$ 116,675	\$ 443,786	\$ 81,962	\$ -	0.0%	\$ -	\$ -	0.0%	
254 FATS	\$ 850	\$ 5,164	\$ 3,201	\$ 3,894	\$ 4,037	\$ 6,000	67.3%	\$ -	\$ 6,000	0.0%	
Revenue	\$ 850	\$ 5,164	\$ 3,201	\$ 3,894	\$ 4,037	\$ 6,000	67.3%	\$ -	\$ 6,000	0.0%	
Charges for Services	\$ 850	\$ 5,164	\$ 3,201	\$ 3,894	\$ 4,037	\$ 6,000	67.3%	\$ -	\$ 6,000	0.0%	
35900 - Miscellaneous Fees	\$ 850	\$ 5,164	\$ 3,201	\$ 3,894	\$ 4,037	\$ 6,000	67.3%	\$ -	\$ 6,000	0.0%	
255 K-9 Unit	\$ 95,260	\$ 74,431	\$ 85,116	\$ 61,164	\$ 204,579	\$ 30,000	681.9%	\$ 169	\$ 30,000	0.6%	
Revenue	\$ 95,260	\$ 74,431	\$ 85,116	\$ 61,164	\$ 204,579	\$ 30,000	681.9%	\$ 169	\$ 30,000	0.6%	
Interest Revenue	\$ -	\$ -	\$ 7	\$ 2	\$ 230	\$ -	0.0%	\$ 169	\$ -	0.0%	
38000 - Investment Income	\$ -	\$ -	\$ 7	\$ 2	\$ 230	\$ -	0.0%	\$ 169	\$ -	0.0%	
Other	\$ 95,260	\$ 74,431	\$ 75,509	\$ 50,470	\$ 115,349	\$ 30,000	384.5%	\$ -	\$ 30,000	0.0%	
38520 - General Donations	\$ 95,260	\$ 70,290	\$ 54,650	\$ 48,114	\$ 114,701	\$ 30,000	382.3%	\$ -	\$ 30,000	0.0%	
38900 - Miscellaneous Other	\$ -	\$ 4,141	\$ 20,859	\$ 2,356	\$ 647	\$ -	0.0%	\$ -	\$ -	0.0%	
Transfers In	\$ -	\$ -	\$ 9,600	\$ -	\$ -	\$ -	0.0%	\$ -	\$ -	0.0%	
39000 - Transfer From Other Funds	\$ -	\$ -	\$ 9,600	\$ -	\$ -	\$ -	0.0%	\$ -	\$ -	0.0%	
Charges for Services	\$ -	\$ -	\$ -	\$ 10,691	\$ 89,000	\$ -	0.0%	\$ -	\$ -	0.0%	
35480 - K-9 Training	\$ -	\$ -	\$ -	\$ 10,691	\$ 89,000	\$ -	0.0%	\$ -	\$ -	0.0%	
256 Vehicle Maintenance/Purchase	\$ 21,704	\$ 5,200	\$ 3,146	\$ 1,464	\$ 4,891	\$ 1,200	407.6%	\$ 118	\$ 1,200	9.9%	
Revenue	\$ 21,704	\$ 5,200	\$ 3,146	\$ 1,464	\$ 4,891	\$ 1,200	407.6%	\$ 118	\$ 1,200	9.9%	
Interest Revenue	\$ -	\$ -	\$ -	\$ -	\$ 161	\$ -	0.0%	\$ 118	\$ -	0.0%	
38000 - Investment Income	\$ -	\$ -	\$ -	\$ -	\$ 161	\$ -	0.0%	\$ 118	\$ -	0.0%	
Other	\$ 21,704	\$ 5,200	\$ 1,465	\$ 483	\$ 692	\$ 1,200	57.7%	\$ -	\$ 1,200	0.0%	
38900 - Miscellaneous Other	\$ 21,704	\$ 5,200	\$ 1,465	\$ 483	\$ 692	\$ 1,200	57.7%	\$ -	\$ 1,200	0.0%	
39900 - Fund Balance Utilization	\$ -	\$ -	\$ -	\$ -	\$ -	\$ -	0.0%	\$ -	\$ -	0.0%	
Transfers In	\$ -	\$ -	\$ 1,681	\$ 981	\$ 4,038	\$ -	0.0%	\$ -	\$ -	0.0%	
39000 - Transfer From Other Funds	\$ -	\$ -	\$ 1,681	\$ 981	\$ 4,038	\$ -	0.0%	\$ -	\$ -	0.0%	
257 Sheriff DUI Fund	\$ 69,492	\$ 50,756	\$ 63,959	\$ 32,704	\$ 118	\$ 32,000	0.4%	\$ 148	\$ 32,000	0.5%	
Revenue	\$ 69,492	\$ 50,756	\$ 63,959	\$ 32,704	\$ 118	\$ 32,000	0.4%	\$ 148	\$ 32,000	0.5%	
Interest Revenue	\$ -	\$ -	\$ -	\$ -	\$ 118	\$ -	0.0%	\$ 148	\$ -	0.0%	
38000 - Investment Income	\$ -	\$ -	\$ -	\$ -	\$ 118	\$ -	0.0%	\$ 148	\$ -	0.0%	
Other	\$ -	\$ -	\$ -	\$ -	\$ -	\$ -	0.0%	\$ -	\$ -	0.0%	
39900 - Fund Balance Utilization	\$ -	\$ -	\$ -	\$ -	\$ -	\$ -	0.0%	\$ -	\$ -	0.0%	
Transfers In	\$ -	\$ -	\$ 8,400	\$ -	\$ -	\$ -	0.0%	\$ -	\$ -	0.0%	
39000 - Transfer From Other Funds	\$ -	\$ -	\$ 8,400	\$ -	\$ -	\$ -	0.0%	\$ -	\$ -	0.0%	
Fines	\$ 67,092	\$ 49,505	\$ 48,540	\$ 32,704	\$ -	\$ 32,000	0.0%	\$ -	\$ 32,000	0.0%	
36050 - DUI Fines	\$ 67,092	\$ 49,505	\$ 48,540	\$ 32,704	\$ -	\$ 32,000	0.0%	\$ -	\$ 32,000	0.0%	
Grants	\$ -	\$ 1,252	\$ -	\$ -	\$ -	\$ -	0.0%	\$ -	\$ -	0.0%	

Committee Revenue Budget Report - by Account Detail
Through October 31, 2024 (91.67% YTD)
***2019, 2020, 2021, 2022, 2023 Actual Full Fiscal Year**

Department / Fund / Account Classification	2019 Actual Amount*	2020 Actual Amount*	2021 Actual Amount*	2022 Actual Amount*	2023 Actual Amount*	2023 Adopted Budget	2023 YTD% Actual/Budget	2024 Actual Amount	2024 Adopted Budget	2024 YTD% Actual/Budget	2019 - 2024 Trend
33900 - Miscellaneous Grants	\$ -	\$ 1,252	\$ -	\$ -	\$ -	\$ -	0.0%	\$ -	\$ -	0.0%	
Reimbursements	\$ 2,400	\$ -	\$ 7,019	\$ -	\$ -	\$ -	0.0%	\$ -	\$ -	0.0%	
37900 - Miscellaneous Reimbursement	\$ 2,400	\$ -	\$ 7,019	\$ -	\$ -	\$ -	0.0%	\$ -	\$ -	0.0%	
258 Sheriffs Office Money Laundering	\$ 117,761	\$ 3,484	\$ 14,638	\$ 125	\$ 39,561	\$ 5,000	791.2%	\$ 814	\$ 5,000	16.3%	
Revenue	\$ 117,761	\$ 3,484	\$ 14,638	\$ 125	\$ 39,561	\$ 5,000	791.2%	\$ 814	\$ 5,000	16.3%	
Interest Revenue	\$ -	\$ -	\$ 0	\$ -	\$ 1,106	\$ -	0.0%	\$ 814	\$ -	0.0%	
38000 - Investment Income	\$ -	\$ -	\$ 0	\$ -	\$ 1,106	\$ -	0.0%	\$ 814	\$ -	0.0%	
Transfers In	\$ -	\$ -	\$ 7,520	\$ 125	\$ 38,455	\$ -	0.0%	\$ -	\$ -	0.0%	
39000 - Transfer From Other Funds	\$ -	\$ -	\$ 7,520	\$ 125	\$ 38,455	\$ -	0.0%	\$ -	\$ -	0.0%	
Fines	\$ 117,261	\$ 3,484	\$ 7,118	\$ -	\$ -	\$ 5,000	0.0%	\$ -	\$ 5,000	0.0%	
36020 - Drug Fines	\$ 117,261	\$ 3,484	\$ 7,118	\$ -	\$ -	\$ 5,000	0.0%	\$ -	\$ 5,000	0.0%	
Grants	\$ 500	\$ -	\$ -	\$ -	\$ -	\$ -	0.0%	\$ -	\$ -	0.0%	
33900 - Miscellaneous Grants	\$ 500	\$ -	\$ -	\$ -	\$ -	\$ -	0.0%	\$ -	\$ -	0.0%	
259 Transportation Safety Highway HB	\$ 468	\$ 309	\$ 34	\$ (51)	\$ 188	\$ 20,000	0.9%	\$ 833	\$ 20,000	4.2%	
Revenue	\$ 468	\$ 309	\$ 34	\$ (51)	\$ 188	\$ 20,000	0.9%	\$ 833	\$ 20,000	4.2%	
Interest Revenue	\$ 93	\$ 59	\$ (0)	\$ (51)	\$ 188	\$ -	0.0%	\$ 83	\$ -	0.0%	
38000 - Investment Income	\$ 93	\$ 59	\$ (0)	\$ (51)	\$ 188	\$ -	0.0%	\$ 83	\$ -	0.0%	
Fines	\$ 375	\$ 250	\$ 34	\$ -	\$ -	\$ 20,000	0.0%	\$ 750	\$ 20,000	3.8%	
36065 - Speed Zone Fines	\$ 375	\$ 250	\$ 34	\$ -	\$ -	\$ 20,000	0.0%	\$ 750	\$ 20,000	3.8%	
260 Court Security	\$ 1,784,087	\$ -	\$ -	\$ -	\$ -	\$ -	0.0%	\$ -	\$ -	0.0%	
Revenue	\$ 1,784,087	\$ -	\$ -	\$ -	\$ -	\$ -	0.0%	\$ -	\$ -	0.0%	
Interest Revenue	\$ 16,596	\$ -	\$ -	\$ -	\$ -	\$ -	0.0%	\$ -	\$ -	0.0%	
38000 - Investment Income	\$ 16,596	\$ -	\$ -	\$ -	\$ -	\$ -	0.0%	\$ -	\$ -	0.0%	
Other	\$ -	\$ -	\$ -	\$ -	\$ -	\$ -	0.0%	\$ -	\$ -	0.0%	
39900 - Fund Balance Utilization	\$ -	\$ -	\$ -	\$ -	\$ -	\$ -	0.0%	\$ -	\$ -	0.0%	
Transfers In	\$ 567,351	\$ -	\$ -	\$ -	\$ -	\$ -	0.0%	\$ -	\$ -	0.0%	
39000 - Transfer From Other Funds	\$ 567,351	\$ -	\$ -	\$ -	\$ -	\$ -	0.0%	\$ -	\$ -	0.0%	
Charges for Services	\$ 1,200,140	\$ -	\$ -	\$ -	\$ -	\$ -	0.0%	\$ -	\$ -	0.0%	
34470 - Court Security Fees	\$ 1,200,140	\$ -	\$ -	\$ -	\$ -	\$ -	0.0%	\$ -	\$ -	0.0%	
262 AJF Medical Cost	\$ 25,566	\$ 19,346	\$ 26,811	\$ 32,527	\$ 29,525	\$ 25,040	117.9%	\$ 22,671	\$ 25,040	90.5%	
Revenue	\$ 25,566	\$ 19,346	\$ 26,811	\$ 32,527	\$ 29,525	\$ 25,040	117.9%	\$ 22,671	\$ 25,040	90.5%	
Interest Revenue	\$ 691	\$ 368	\$ (76)	\$ (530)	\$ 1,993	\$ 40	4,983.0%	\$ 981	\$ 40	2,453.7%	
38000 - Investment Income	\$ 691	\$ 368	\$ (76)	\$ (530)	\$ 1,993	\$ 40	4,983.0%	\$ 981	\$ 40	2,453.7%	
Transfers In	\$ -	\$ -	\$ -	\$ 2,800	\$ -	\$ -	0.0%	\$ -	\$ -	0.0%	
39000 - Transfer From Other Funds	\$ -	\$ -	\$ -	\$ 2,800	\$ -	\$ -	0.0%	\$ -	\$ -	0.0%	
Charges for Services	\$ 24,875	\$ 18,977	\$ 26,888	\$ 30,257	\$ 27,532	\$ 25,000	110.1%	\$ 21,689	\$ 25,000	86.8%	
34460 - Arrestee Medical Cost Fees	\$ 24,875	\$ 18,977	\$ 26,888	\$ 30,257	\$ 27,532	\$ 25,000	110.1%	\$ 21,689	\$ 25,000	86.8%	
263 Sheriff Civil Operations	\$ 152,473	\$ 307,541	\$ 108,914	\$ 141,603	\$ 474,110	\$ 20,000	2,370.5%	\$ 76	\$ 20,000	0.4%	
Revenue	\$ 152,473	\$ 307,541	\$ 108,914	\$ 141,603	\$ 474,110	\$ 20,000	2,370.5%	\$ 76	\$ 20,000	0.4%	
Interest Revenue	\$ -	\$ -	\$ -	\$ -	\$ 60	\$ -	0.0%	\$ 76	\$ -	0.0%	
38000 - Investment Income	\$ -	\$ -	\$ -	\$ -	\$ 60	\$ -	0.0%	\$ 76	\$ -	0.0%	
Other	\$ 26,633	\$ 28,457	\$ 27,035	\$ 30,691	\$ 10,878	\$ 20,000	54.4%	\$ -	\$ 20,000	0.0%	
38520 - General Donations	\$ 5,525	\$ -	\$ 4,087	\$ 7,863	\$ 2,402	\$ -	0.0%	\$ -	\$ -	0.0%	
38530 - Auction Sales	\$ 7,460	\$ -	\$ -	\$ -	\$ -	\$ -	0.0%	\$ -	\$ -	0.0%	
38900 - Miscellaneous Other	\$ 13,649	\$ 28,457	\$ 22,948	\$ 22,829	\$ 8,476	\$ 20,000	42.4%	\$ -	\$ 20,000	0.0%	
Transfers In	\$ 44,000	\$ -	\$ 4,300	\$ -	\$ -	\$ -	0.0%	\$ -	\$ -	0.0%	
39000 - Transfer From Other Funds	\$ 44,000	\$ -	\$ 4,300	\$ -	\$ -	\$ -	0.0%	\$ -	\$ -	0.0%	
Charges for Services	\$ 81,839	\$ 73,284	\$ 79,044	\$ 86,708	\$ 457,825	\$ -	0.0%	\$ -	\$ -	0.0%	
34360 - Net Civil Processing Fees	\$ -	\$ -	\$ 14,808	\$ 64,845	\$ 441,125	\$ -	0.0%	\$ -	\$ -	0.0%	
34365 - Failure to Appear Fee	\$ 73,727	\$ 65,831	\$ 61,254	\$ 20,271	\$ 16,700	\$ -	0.0%	\$ -	\$ -	0.0%	

Committee Revenue Budget Report - by Account Detail
Through October 31, 2024 (91.67% YTD)
***2019, 2020, 2021, 2022, 2023 Actual Full Fiscal Year**

Department / Fund / Account Classification	2019 Actual Amount*	2020 Actual Amount*	2021 Actual Amount*	2022 Actual Amount*	2023 Actual Amount*	2023 Adopted Budget	2023 YTD% Actual/Budget	2024 Actual Amount	2024 Adopted Budget	2024 YTD% Actual/Budget	2019 - 2024 Trend
35210 - Electronic Citation Fee	\$ 8,113	\$ 7,453	\$ 2,983	\$ 1,592	\$ -	\$ -	0.0%	\$ -	\$ -	0.0%	
Fines	\$ -	\$ -	\$ (1,465)	\$ 24,203	\$ 5,346	\$ -	0.0%	\$ -	\$ -	0.0%	
36020 - Drug Fines	\$ -	\$ -	\$ (1,465)	\$ 24,203	\$ 5,346	\$ -	0.0%	\$ -	\$ -	0.0%	
Proceeds from Sale of Property	\$ -	\$ 205,800	\$ -	\$ -	\$ -	\$ -	0.0%	\$ -	\$ -	0.0%	
38700 - Proceeds from Sale of Property	\$ -	\$ 205,800	\$ -	\$ -	\$ -	\$ -	0.0%	\$ -	\$ -	0.0%	
264 Cannabis Regulation - Local	\$ -	\$ 35,087	\$ 83,523	\$ 98,261	\$ 93,822	\$ 90,090	104.1%	\$ 82,187	\$ 90,090	91.2%	
Revenue	\$ -	\$ 35,087	\$ 83,523	\$ 98,261	\$ 93,822	\$ 90,090	104.1%	\$ 82,187	\$ 90,090	91.2%	
Interest Revenue	\$ -	\$ 142	\$ (33)	\$ (786)	\$ 2,120	\$ 90	2,355.0%	\$ 544	\$ 90	603.9%	
38000 - Investment Income	\$ -	\$ 142	\$ (33)	\$ (786)	\$ 2,120	\$ 90	2,355.0%	\$ 544	\$ 90	603.9%	
Other	\$ -	\$ -	\$ -	\$ -	\$ -	\$ -	0.0%	\$ -	\$ -	0.0%	
39900 - Fund Balance Utilization	\$ -	\$ -	\$ -	\$ -	\$ -	\$ -	0.0%	\$ -	\$ -	0.0%	
Other Taxes	\$ -	\$ 34,945	\$ 83,556	\$ 99,047	\$ 91,702	\$ 90,000	101.9%	\$ 81,643	\$ 90,000	90.7%	
30185 - Cannabis Regulation Tax	\$ -	\$ 34,945	\$ 83,556	\$ 99,047	\$ 91,702	\$ 90,000	101.9%	\$ 81,643	\$ 90,000	90.7%	
265 Sheriff DEF Federal - Treasury	\$ -	\$ -	\$ 149,749	\$ 256,680	\$ 239,335	\$ 50,000	478.7%	\$ 154,224	\$ 50,000	308.4%	
Revenue	\$ -	\$ -	\$ 149,749	\$ 256,680	\$ 239,335	\$ 50,000	478.7%	\$ 154,224	\$ 50,000	308.4%	
Interest Revenue	\$ -	\$ -	\$ 4	\$ (611)	\$ 1,888	\$ -	0.0%	\$ 1,616	\$ -	0.0%	
38000 - Investment Income	\$ -	\$ -	\$ 4	\$ (611)	\$ 1,888	\$ -	0.0%	\$ 1,616	\$ -	0.0%	
Other	\$ -	\$ -	\$ 12,902	\$ 57	\$ -	\$ -	0.0%	\$ -	\$ -	0.0%	
38900 - Miscellaneous Other	\$ -	\$ -	\$ -	\$ 57	\$ -	\$ -	0.0%	\$ -	\$ -	0.0%	
38990 - Move from Agency Fund	\$ -	\$ -	\$ 12,902	\$ -	\$ -	\$ -	0.0%	\$ -	\$ -	0.0%	
39900 - Fund Balance Utilization	\$ -	\$ -	\$ -	\$ -	\$ -	\$ -	0.0%	\$ -	\$ -	0.0%	
Grants	\$ -	\$ -	\$ 136,843	\$ 257,234	\$ 237,446	\$ 50,000	474.9%	\$ 152,608	\$ 50,000	305.2%	
32226 - Equitable Sharing Program-DEF Federal Treasury Grant	\$ -	\$ -	\$ 136,843	\$ 257,234	\$ 237,446	\$ 50,000	474.9%	\$ 152,608	\$ 50,000	305.2%	
351 Kane Kares	\$ -	\$ -	\$ -	\$ -	\$ -	\$ -	0.0%	\$ -	\$ -	0.0%	
Revenue	\$ -	\$ -	\$ -	\$ -	\$ -	\$ -	0.0%	\$ -	\$ -	0.0%	
Other	\$ -	\$ -	\$ -	\$ -	\$ -	\$ -	0.0%	\$ -	\$ -	0.0%	
38520 - General Donations	\$ -	\$ -	\$ -	\$ -	\$ -	\$ -	0.0%	\$ -	\$ -	0.0%	
Reimbursements	\$ -	\$ -	\$ -	\$ -	\$ -	\$ -	0.0%	\$ -	\$ -	0.0%	
37900 - Miscellaneous Reimbursement	\$ -	\$ -	\$ -	\$ -	\$ -	\$ -	0.0%	\$ -	\$ -	0.0%	
702 Sheriff's Detail Escrow	\$ -	\$ -	\$ 40,195	\$ 13,361	\$ 22,570	\$ 35,000	64.5%	\$ 16,685	\$ 200,000	8.3%	
Revenue	\$ -	\$ -	\$ 40,195	\$ 13,361	\$ 22,570	\$ 35,000	64.5%	\$ 16,685	\$ 200,000	8.3%	
Interest Revenue	\$ -	\$ -	\$ -	\$ -	\$ (4,105)	\$ -	0.0%	\$ (6,952)	\$ -	0.0%	
38000 - Investment Income	\$ -	\$ -	\$ -	\$ -	\$ (4,105)	\$ -	0.0%	\$ (6,952)	\$ -	0.0%	
Other	\$ -	\$ -	\$ -	\$ -	\$ -	\$ -	0.0%	\$ -	\$ -	0.0%	
39900 - Fund Balance Utilization	\$ -	\$ -	\$ -	\$ -	\$ -	\$ -	0.0%	\$ -	\$ -	0.0%	
Charges for Services	\$ -	\$ -	\$ 40,195	\$ 13,361	\$ 26,675	\$ 35,000	76.2%	\$ 23,636	\$ 200,000	11.8%	
34350 - Detail Fees	\$ -	\$ -	\$ 40,195	\$ 13,361	\$ 26,675	\$ 35,000	76.2%	\$ 23,636	\$ 200,000	11.8%	
Grand Total	\$ 5,992,778	\$ 3,334,753	\$ 3,834,704	\$ 7,587,123	\$ 5,403,532	\$ 4,812,908	98.1%	\$ 3,237,058	\$ 4,381,752	73.9%	

Committee Expense Budget Report - by Account Detail
Through October 31, 2024 (91.67% YTD, 88.46% Payroll Expense through Pay Period Ending 10/12/2024)
***2019, 2020, 2021, 2022, 2023 Actual Full Fiscal Year**

Department / Fund / Account Classification	2019 Actual Amount*	2020 Actual Amount*	2021 Actual Amount*	2022 Actual Amount*	2023 Actual Amount*	2023 Adopted Budget	2023 YTD% Actual/Budget	2024 Actual Amount	2024 Adopted Budget	2024 YTD% Actual/Budget	2019 - 2024 Trend
380 Sheriff	\$ 33,527,333	\$ 17,166,076	\$ 26,125,505	\$ 26,851,767	\$ 45,038,179	\$ 41,673,555	108.0%	\$ 33,151,200	\$ 33,797,395	95.3%	
001 General Fund	\$ 29,437,731	\$ 15,924,446	\$ 24,789,783	\$ 25,285,501	\$ 41,510,959	\$ 40,018,803	105.5%	\$ 32,143,876	\$ 31,983,799	97.5%	
Expenses	\$ 29,437,731	\$ 15,924,446	\$ 24,789,783	\$ 25,285,501	\$ 41,510,959	\$ 40,018,803	105.5%	\$ 32,143,876	\$ 31,983,799	97.5%	
Personnel Services- Salaries & Wages	\$ 21,241,949	\$ 8,878,785	\$ 16,583,038	\$ 16,302,651	\$ 28,371,018	\$ 27,480,309	104.8%	\$ 25,739,729	\$ 25,759,261	97.3%	
40000 - Salaries and Wages	\$ 19,440,940	\$ 21,527,004	\$ 21,989,608	\$ 24,449,848	\$ 26,102,703	\$ 25,559,733	104.1%	\$ 23,627,479	\$ 24,369,836	97.0%	
40002 - Non-Union Wage Increase	\$ -	\$ -	\$ -	\$ -	\$ -	\$ 106,651	0.0%	\$ -	\$ 1	0.0%	
40003 - Cost of Living Increase	\$ -	\$ -	\$ -	\$ -	\$ -	\$ -	0.0%	\$ -	\$ -	0.0%	
40006 - Union Wage Increase	\$ -	\$ -	\$ -	\$ -	\$ -	\$ -	0.0%	\$ -	\$ 579,344	0.0%	
40009 - Salaries and Wages Subsidy	\$ -	\$ (14,167,422)	\$ (6,664,336)	\$ (10,050,114)	\$ -	\$ -	0.0%	\$ -	\$ -	0.0%	
40200 - Overtime Salaries	\$ 1,472,713	\$ 1,767,866	\$ 1,534,530	\$ 1,320,520	\$ 1,843,321	\$ 1,293,065	134.5%	\$ 1,791,039	\$ 1,289,220	138.9%	
40209 - Overtime Subsidy	\$ -	\$ (585,197)	\$ (578,710)	\$ -	\$ -	\$ -	0.0%	\$ -	\$ -	0.0%	
40310 - Bond Call	\$ 3,685	\$ 11,464	\$ 9,288	\$ 7,716	\$ 6,425	\$ 24,000	26.8%	\$ -	\$ 24,000	0.0%	
40320 - Merit Employee Longevity	\$ 324,611	\$ 325,070	\$ 292,658	\$ 574,680	\$ 418,570	\$ 496,860	84.2%	\$ 321,211	\$ 496,860	64.6%	
40400 - Reduction in Budget Request - Salaries	\$ -	\$ -	\$ -	\$ -	\$ -	\$ -	0.0%	\$ -	\$ (1,000,000)	0.0%	
Personnel Services- Employee Benefits	\$ 3,771,090	\$ 2,142,843	\$ 2,871,210	\$ 2,669,001	\$ 4,705,950	\$ 5,360,856	89.6%	\$ 161,525	\$ 379,100	42.6%	
45000 - Healthcare Contribution	\$ 3,350,104	\$ 3,522,701	\$ 3,428,085	\$ 3,797,777	\$ 4,268,658	\$ 4,854,553	89.9%	\$ -	\$ -	0.0%	
45009 - Healthcare Subsidy	\$ -	\$ (1,763,201)	\$ (946,855)	\$ (1,514,662)	\$ -	\$ -	0.0%	\$ -	\$ -	0.0%	
45010 - Dental Contribution	\$ 106,122	\$ 106,651	\$ 111,408	\$ 112,368	\$ 115,817	\$ 127,203	92.5%	\$ -	\$ -	0.0%	
45019 - Dental Subsidy	\$ -	\$ (57,704)	\$ (30,158)	\$ (45,332)	\$ -	\$ -	0.0%	\$ -	\$ -	0.0%	
45100 - FICA/SS Contribution	\$ -	\$ -	\$ -	\$ -	\$ -	\$ -	0.0%	\$ -	\$ -	0.0%	
45400 - Uniform Allowance	\$ 314,863	\$ 334,396	\$ 308,729	\$ 318,850	\$ 321,475	\$ 379,100	84.8%	\$ 161,525	\$ 379,100	42.6%	
Contractual Services	\$ 2,880,440	\$ 3,144,446	\$ 3,088,663	\$ 3,765,678	\$ 6,186,134	\$ 5,154,770	121.6%	\$ 4,074,984	\$ 3,913,910	96.7%	
50080 - Adult Prisoner Board and Care	\$ 1,680	\$ -	\$ 8,540	\$ 11,550	\$ -	\$ -	0.0%	\$ -	\$ -	0.0%	
50150 - Contractual/Consulting Services	\$ 19,967	\$ 198,939	\$ 80,768	\$ 201,127	\$ 170,231	\$ 113,920	191.4%	\$ 282,913	\$ 113,920	68.3%	
50210 - Medical/Dental/Hospital Services	\$ 2,406,742	\$ 2,496,034	\$ 2,456,459	\$ 2,967,699	\$ 5,232,236	\$ 4,515,000	115.9%	\$ 3,115,524	\$ 3,315,000	94.0%	
50235 - Public Health Services - Coronavirus	\$ -	\$ -	\$ -	\$ 77,534	\$ -	\$ -	0.0%	\$ -	\$ -	0.0%	
50290 - Investigations	\$ 9,651	\$ 14,732	\$ 46,401	\$ 12,915	\$ 9,276	\$ -	0.0%	\$ -	\$ -	0.0%	
50300 - Extradition Costs	\$ 15,461	\$ 400	\$ 98	\$ 25,522	\$ 64,376	\$ 30,000	214.6%	\$ 41,593	\$ 30,000	138.6%	
50340 - Software Licensing Cost	\$ 13,518	\$ -	\$ 5,185	\$ -	\$ 1,299	\$ -	0.0%	\$ -	\$ -	0.0%	
50360 - Drug Testing and Lab Services	\$ -	\$ 65	\$ -	\$ -	\$ -	\$ -	0.0%	\$ -	\$ -	0.0%	
52000 - Disposal and Water Softener Svcs	\$ 22,499	\$ 22,514	\$ 25,352	\$ 24,544	\$ 23,511	\$ 21,290	110.4%	\$ 16,579	\$ 21,290	77.9%	
52130 - Repairs and Maint- Computers	\$ 81	\$ 17	\$ -	\$ -	\$ -	\$ -	0.0%	\$ -	\$ -	0.0%	
52140 - Repairs and Maint- Copiers	\$ 9,938	\$ 9,054	\$ 13,102	\$ 9,492	\$ 16,917	\$ 11,000	153.8%	\$ 7,361	\$ 11,000	66.9%	
52150 - Repairs and Maint- Comm Equip	\$ 9,314	\$ 20,746	\$ 9,773	\$ 17,140	\$ 98,000	\$ 33,200	413.5%	\$ 9,580	\$ 23,700	40.4%	
52160 - Repairs and Maint- Equipment	\$ 36,177	\$ 131,456	\$ 33,099	\$ 18,778	\$ 66,441	\$ 65,925	107.2%	\$ 14,833	\$ 62,000	23.9%	
52190 - Equipment Rental	\$ 2,540	\$ 2,619	\$ 2,318	\$ -	\$ -	\$ -	0.0%	\$ -	\$ -	0.0%	
52230 - Repairs and Maint- Vehicles	\$ 185,355	\$ 133,240	\$ 166,177	\$ 150,126	\$ 201,919	\$ 177,090	122.4%	\$ 230,104	\$ 165,000	139.5%	
53100 - Conferences and Meetings	\$ 6,865	\$ 2,963	\$ 6,376	\$ 237	\$ 244	\$ 1,450	24.4%	\$ -	\$ 1,000	0.0%	
53110 - Employee Training	\$ 134,989	\$ 78,076	\$ 200,080	\$ 217,322	\$ 288,696	\$ 165,785	180.4%	\$ 260,923	\$ 160,000	163.1%	
53120 - Employee Mileage Expense	\$ 42	\$ -	\$ -	\$ -	\$ -	\$ 1,000	0.0%	\$ -	\$ 1,000	0.0%	
53130 - General Association Dues	\$ 2,104	\$ 2,501	\$ 2,712	\$ -	\$ 150	\$ 450	0.0%	\$ -	\$ -	0.0%	
53150 - Pre-Employ Drug Testing and Labs	\$ 661	\$ 4,647	\$ 7,087	\$ 15,512	\$ 5,161	\$ 5,000	103.2%	\$ 4,344	\$ 5,000	86.9%	
53160 - Pre-Employment Physicals	\$ 300	\$ 4,973	\$ 8,006	\$ 8,729	\$ 7,271	\$ 5,000	145.4%	\$ 7,696	\$ 5,000	153.9%	
55000 - Miscellaneous Contractual Exp	\$ 2,556	\$ 21,469	\$ 17,129	\$ 7,452	\$ 405	\$ 8,660	0.0%	\$ -	\$ -	0.0%	
55032 - Sheriff Reimbursable Expense	\$ -	\$ -	\$ -	\$ -	\$ -	\$ -	0.0%	\$ 83,533	\$ -	0.0%	
Commodities	\$ 1,395,253	\$ 1,629,330	\$ 1,836,068	\$ 1,832,253	\$ 2,242,032	\$ 2,017,042	116.1%	\$ 2,167,639	\$ 1,931,528	112.2%	
60000 - Office Supplies	\$ 16,767	\$ 18,228	\$ 15,269	\$ 8,292	\$ 13,742	\$ 23,475	88.4%	\$ 19,117	\$ 15,550	122.9%	
60010 - Operating Supplies	\$ 246,223	\$ 411,667	\$ 321,392	\$ 233,497	\$ 329,805	\$ 211,289	187.8%	\$ 438,004	\$ 175,590	249.4%	
60020 - Computer Related Supplies	\$ -	\$ -	\$ 140	\$ 17,806	\$ -	\$ 11,150	0.0%	\$ -	\$ -	0.0%	
60070 - Computer Hardware- Non Capital	\$ -	\$ 1,195	\$ -	\$ -	\$ -	\$ -	0.0%	\$ -	\$ -	0.0%	
60080 - Employee Recognition Supplies	\$ 1,430	\$ 171	\$ 306	\$ -	\$ -	\$ 1,500	0.0%	\$ -	\$ 1,500	0.0%	
60180 - S.W.A.T. Supplies	\$ 3,607	\$ 44,569	\$ 122,812	\$ 44,844	\$ 121,042	\$ 50,000	242.1%	\$ 48,183	\$ 50,000	96.4%	
60190 - Bomb Squad Supplies	\$ 61	\$ 51,598	\$ 28,907	\$ 52,873	\$ 49,839	\$ 50,000	99.7%	\$ 17,683	\$ 50,000	35.4%	
60210 - Uniform Supplies	\$ 39,634	\$ 58,424	\$ 78,851	\$ 82,312	\$ 88,746	\$ 87,910	126.8%	\$ 79,085	\$ 70,000	113.0%	

Committee Expense Budget Report - by Account Detail
Through October 31, 2024 (91.67% YTD, 88.46% Payroll Expense through Pay Period Ending 10/12/2024)
***2019, 2020, 2021, 2022, 2023 Actual Full Fiscal Year**

Department / Fund / Account Classification	2019 Actual Amount*	2020 Actual Amount*	2021 Actual Amount*	2022 Actual Amount*	2023 Actual Amount*	2023 Adopted Budget	2023 YTD% Actual/Budget	2024 Actual Amount	2024 Adopted Budget	2024 YTD% Actual/Budget	2019 - 2024 Trend
60220 - Weapons and Ammunition	\$ 59,082	\$ 62,441	\$ 119,650	\$ 68,156	\$ 93,870	\$ 70,000	134.1%	\$ 95,047	\$ 70,000	135.8%	
60230 - Food	\$ 712,301	\$ 668,576	\$ 738,624	\$ 677,382	\$ 1,015,152	\$ 1,067,188	95.1%	\$ 1,010,284	\$ 1,067,188	94.7%	
60240 - Clothing Supplies	\$ 27,717	\$ 22,743	\$ 27,229	\$ 25,083	\$ 24,951	\$ 25,000	99.8%	\$ 14,576	\$ 25,000	58.3%	
60250 - Medical Supplies and Drugs	\$ -	\$ 190	\$ -	\$ 445	\$ -	\$ 1,200	0.0%	\$ -	\$ 1,200	0.0%	
60265 - Public Health Commodities - Coronavirus	\$ -	\$ -	\$ 5,610	\$ 54,572	\$ 3,049	\$ -	0.0%	\$ -	\$ -	0.0%	
60590 - Communication Equip - Non-Capital	\$ -	\$ -	\$ -	\$ -	\$ -	\$ 12,830	0.0%	\$ -	\$ -	0.0%	
63040 - Fuel- Vehicles	\$ 283,512	\$ 284,403	\$ 372,126	\$ 560,649	\$ 496,799	\$ 400,000	124.2%	\$ 442,525	\$ 400,000	110.6%	
64000 - Telephone	\$ 4,918	\$ 5,124	\$ 5,151	\$ 6,341	\$ 5,036	\$ 5,500	91.6%	\$ 3,134	\$ 5,500	57.0%	
Capital	\$ 149,000	\$ 129,041	\$ -	\$ -	\$ -	\$ -	0.0%	\$ -	\$ -	0.0%	
70000 - Computers	\$ -	\$ -	\$ -	\$ -	\$ -	\$ -	0.0%	\$ -	\$ -	0.0%	
70040 - Mobile Data Units	\$ -	\$ -	\$ -	\$ -	\$ -	\$ -	0.0%	\$ -	\$ -	0.0%	
70050 - Printers	\$ -	\$ -	\$ -	\$ -	\$ -	\$ -	0.0%	\$ -	\$ -	0.0%	
70070 - Automotive Equipment	\$ -	\$ 19,000	\$ -	\$ -	\$ -	\$ -	0.0%	\$ -	\$ -	0.0%	
70090 - Office Equipment	\$ -	\$ -	\$ -	\$ -	\$ -	\$ -	0.0%	\$ -	\$ -	0.0%	
70120 - Special Purpose Equipment	\$ 149,000	\$ -	\$ -	\$ -	\$ -	\$ -	0.0%	\$ -	\$ -	0.0%	
72010 - Building Improvements	\$ -	\$ 110,041	\$ -	\$ -	\$ -	\$ -	0.0%	\$ -	\$ -	0.0%	
Transfers Out	\$ -	\$ -	\$ 410,804	\$ 715,920	\$ 5,826	\$ 5,826	100.0%	\$ -	\$ -	0.0%	
99000 - Transfer To Other Funds	\$ -	\$ -	\$ 250,000	\$ -	\$ -	\$ -	0.0%	\$ -	\$ -	0.0%	
99001 - Transfer to General Fund 001	\$ -	\$ -	\$ -	\$ -	\$ 5,826	\$ 5,826	100.0%	\$ -	\$ -	0.0%	
99128 - Transfer to Sheriff's Vehicle & Equipment Fund 128	\$ -	\$ -	\$ -	\$ 715,920	\$ -	\$ -	0.0%	\$ -	\$ -	0.0%	
99200 - Transfer to Court Automation Fund 200	\$ -	\$ -	\$ -	\$ -	\$ -	\$ -	0.0%	\$ -	\$ -	0.0%	
99500 - Transfer to Capital Projects Fund 500	\$ -	\$ -	\$ 160,804	\$ -	\$ -	\$ -	0.0%	\$ -	\$ -	0.0%	
128 Sheriff's Vehicle & Equipment	\$ -	\$ -	\$ -	\$ 73,817	\$ 1,707,382	\$ 648,222	125.2%	\$ 578,538	\$ 648,222	89.3%	
Expenses	\$ -	\$ -	\$ -	\$ 73,817	\$ 1,707,382	\$ 648,222	125.2%	\$ 578,538	\$ 648,222	89.3%	
Contractual Services	\$ -	\$ -	\$ -	\$ -	\$ 184,195	\$ 148,222	124.3%	\$ 148,221	\$ 148,222	100.0%	
52220 - Equipment Lease	\$ -	\$ -	\$ -	\$ -	\$ 184,195	\$ 148,222	124.3%	\$ 148,221	\$ 148,222	100.0%	
Capital	\$ -	\$ -	\$ -	\$ 73,817	\$ 1,523,186	\$ 500,000	125.3%	\$ 430,317	\$ 500,000	86.1%	
70070 - Automotive Equipment	\$ -	\$ -	\$ -	\$ 73,817	\$ 1,523,186	\$ 500,000	125.3%	\$ 430,317	\$ 500,000	86.1%	
Contingency and Other	\$ -	\$ -	\$ -	\$ -	\$ -	\$ -	0.0%	\$ -	\$ -	0.0%	
89000 - Addition to Fund Balance	\$ -	\$ -	\$ -	\$ -	\$ -	\$ -	0.0%	\$ -	\$ -	0.0%	
247 EMA Volunteer Fund	\$ 3,424	\$ 2,675	\$ 880	\$ 5,260	\$ 1,134	\$ 3,200	0.0%	\$ -	\$ -	0.0%	
Expenses	\$ 3,424	\$ 2,675	\$ 880	\$ 5,260	\$ 1,134	\$ 3,200	0.0%	\$ -	\$ -	0.0%	
Contractual Services	\$ 861	\$ 968	\$ -	\$ 538	\$ 1,134	\$ 2,200	0.0%	\$ -	\$ -	0.0%	
55000 - Miscellaneous Contractual Exp	\$ 861	\$ 968	\$ -	\$ 538	\$ 1,134	\$ 2,200	0.0%	\$ -	\$ -	0.0%	
Commodities	\$ 2,563	\$ 1,707	\$ 880	\$ 4,722	\$ -	\$ 600	0.0%	\$ -	\$ -	0.0%	
60010 - Operating Supplies	\$ 2,563	\$ 1,707	\$ 880	\$ 4,722	\$ -	\$ 600	0.0%	\$ -	\$ -	0.0%	
Contingency and Other	\$ -	\$ -	\$ -	\$ -	\$ -	\$ 400	0.0%	\$ -	\$ -	0.0%	
89000 - Addition to Fund Balance	\$ -	\$ -	\$ -	\$ -	\$ -	\$ 400	0.0%	\$ -	\$ -	0.0%	
248 KC Emergency Planning	\$ 1,954	\$ 5,290	\$ -	\$ -	\$ -	\$ 4,000	0.0%	\$ -	\$ -	0.0%	
Expenses	\$ 1,954	\$ 5,290	\$ -	\$ -	\$ -	\$ 4,000	0.0%	\$ -	\$ -	0.0%	
Contractual Services	\$ 940	\$ 5,057	\$ -	\$ -	\$ -	\$ 3,000	0.0%	\$ -	\$ -	0.0%	
53070 - Legal Printing	\$ -	\$ -	\$ -	\$ -	\$ -	\$ -	0.0%	\$ -	\$ -	0.0%	
55000 - Miscellaneous Contractual Exp	\$ 940	\$ 5,057	\$ -	\$ -	\$ -	\$ 3,000	0.0%	\$ -	\$ -	0.0%	
Commodities	\$ 1,014	\$ 233	\$ -	\$ -	\$ -	\$ 850	0.0%	\$ -	\$ -	0.0%	
60000 - Office Supplies	\$ 102	\$ -	\$ -	\$ -	\$ -	\$ 50	0.0%	\$ -	\$ -	0.0%	
60010 - Operating Supplies	\$ 628	\$ -	\$ -	\$ -	\$ -	\$ 475	0.0%	\$ -	\$ -	0.0%	
65000 - Miscellaneous Supplies	\$ 284	\$ 233	\$ -	\$ -	\$ -	\$ 325	0.0%	\$ -	\$ -	0.0%	
Contingency and Other	\$ -	\$ -	\$ -	\$ -	\$ -	\$ 150	0.0%	\$ -	\$ -	0.0%	
89000 - Addition to Fund Balance	\$ -	\$ -	\$ -	\$ -	\$ -	\$ 150	0.0%	\$ -	\$ -	0.0%	
249 Bomb Squad SWAT	\$ 22,747	\$ 9,369	\$ 21,930	\$ 23,165	\$ 8,532	\$ 5,000	170.6%	\$ -	\$ 5,000	0.0%	

Committee Expense Budget Report - by Account Detail
Through October 31, 2024 (91.67% YTD, 88.46% Payroll Expense through Pay Period Ending 10/12/2024)
***2019, 2020, 2021, 2022, 2023 Actual Full Fiscal Year**

Department / Fund / Account Classification	2019 Actual Amount*	2020 Actual Amount*	2021 Actual Amount*	2022 Actual Amount*	2023 Actual Amount*	2023 Adopted Budget	2023 YTD% Actual/Budget	2024 Actual Amount	2024 Adopted Budget	2024 YTD% Actual/Budget	2019 - 2024 Trend
Expenses	\$ 22,747	\$ 9,369	\$ 21,930	\$ 23,165	\$ 8,532	\$ 5,000	170.6%	\$ -	\$ 5,000	0.0%	
Contractual Services	\$ 7,295	\$ 3,294	\$ 1,758	\$ -	\$ 323	\$ 2,500	12.9%	\$ -	\$ 2,500	0.0%	
50150 - Contractual/Consulting Services	\$ 7,295	\$ 1,313	\$ -	\$ -	\$ -	\$ 2,500	0.0%	\$ -	\$ 2,500	0.0%	
53100 - Conferences and Meetings	\$ -	\$ 61	\$ 1,758	\$ -	\$ 250	\$ -	0.0%	\$ -	\$ -	0.0%	
53115 - Law Enforcement Training	\$ -	\$ 420	\$ -	\$ -	\$ 73	\$ -	0.0%	\$ -	\$ -	0.0%	
55015 - General Donations	\$ -	\$ 1,500	\$ -	\$ -	\$ -	\$ -	0.0%	\$ -	\$ -	0.0%	
Commodities	\$ 15,452	\$ 6,076	\$ 20,172	\$ 23,165	\$ 8,209	\$ 2,500	328.4%	\$ -	\$ 2,500	0.0%	
65000 - Miscellaneous Supplies	\$ 15,452	\$ 6,076	\$ 20,172	\$ 23,165	\$ 8,209	\$ 2,500	328.4%	\$ -	\$ 2,500	0.0%	
Contingency and Other	\$ -	\$ -	\$ -	\$ -	\$ -	\$ -	0.0%	\$ -	\$ -	0.0%	
89000 - Addition to Fund Balance	\$ -	\$ -	\$ -	\$ -	\$ -	\$ -	0.0%	\$ -	\$ -	0.0%	
Transfers Out	\$ -	\$ -	\$ -	\$ -	\$ -	\$ -	0.0%	\$ -	\$ -	0.0%	
99000 - Transfer To Other Funds	\$ -	\$ -	\$ -	\$ -	\$ -	\$ -	0.0%	\$ -	\$ -	0.0%	
251 Canteen Commission	\$ 708,646	\$ 503,625	\$ 580,751	\$ 615,279	\$ 398,592	\$ 650,000	61.3%	\$ -	\$ 650,000	0.0%	
Expenses	\$ 708,646	\$ 503,625	\$ 580,751	\$ 615,279	\$ 398,592	\$ 650,000	61.3%	\$ -	\$ 650,000	0.0%	
Contractual Services	\$ 439,024	\$ 371,127	\$ 407,985	\$ 411,273	\$ 180,369	\$ 325,000	55.5%	\$ -	\$ 325,000	0.0%	
50150 - Contractual/Consulting Services	\$ 384,045	\$ 314,824	\$ 359,474	\$ 374,951	\$ 158,120	\$ 325,000	48.7%	\$ -	\$ 325,000	0.0%	
52110 - Repairs and Maint- Buildings	\$ 2,391	\$ -	\$ 1,424	\$ -	\$ -	\$ -	0.0%	\$ -	\$ -	0.0%	
56010 - Bond	\$ 37,850	\$ 46,137	\$ 40,334	\$ 22,443	\$ 17,141	\$ -	0.0%	\$ -	\$ -	0.0%	
56020 - Bond Fee	\$ 1,750	\$ 1,070	\$ 798	\$ 1,400	\$ 600	\$ -	0.0%	\$ -	\$ -	0.0%	
56030 - Transportation	\$ 9,960	\$ 6,201	\$ 3,003	\$ 9,532	\$ -	\$ -	0.0%	\$ -	\$ -	0.0%	
63050 - Cable TV	\$ 3,029	\$ 2,895	\$ 2,952	\$ 2,947	\$ 4,507	\$ -	0.0%	\$ -	\$ -	0.0%	
Commodities	\$ 269,621	\$ 124,528	\$ 145,032	\$ 204,006	\$ 218,223	\$ 325,000	67.1%	\$ -	\$ 325,000	0.0%	
60000 - Office Supplies	\$ 14,147	\$ 10,089	\$ 12,487	\$ 14,475	\$ 29,693	\$ -	0.0%	\$ -	\$ -	0.0%	
60040 - Postage	\$ 3,036	\$ 2,335	\$ 3,791	\$ 7,659	\$ -	\$ -	0.0%	\$ -	\$ -	0.0%	
60050 - Books and Subscriptions	\$ 41,293	\$ 18,388	\$ 15,990	\$ 19,608	\$ 630	\$ -	0.0%	\$ -	\$ -	0.0%	
60160 - Cleaning Supplies	\$ 1,763	\$ 2,223	\$ 4,214	\$ 750	\$ -	\$ -	0.0%	\$ -	\$ -	0.0%	
60230 - Food	\$ 56,095	\$ 48,197	\$ 40,013	\$ 49,194	\$ 59,344	\$ -	0.0%	\$ -	\$ -	0.0%	
60240 - Clothing Supplies	\$ 46,088	\$ 8,895	\$ 4,900	\$ 3,390	\$ -	\$ -	0.0%	\$ -	\$ -	0.0%	
60570 - Office Furniture - Non-Capital	\$ -	\$ -	\$ 8,218	\$ 6,915	\$ -	\$ -	0.0%	\$ -	\$ -	0.0%	
60580 - Special Purpose Equip - Non-Capital	\$ -	\$ -	\$ 6,424	\$ 2,180	\$ -	\$ -	0.0%	\$ -	\$ -	0.0%	
65000 - Miscellaneous Supplies	\$ 107,199	\$ 34,402	\$ 48,995	\$ 99,837	\$ 128,555	\$ 325,000	39.6%	\$ -	\$ 325,000	0.0%	
Capital	\$ -	\$ 7,969	\$ 27,735	\$ -	\$ -	\$ -	0.0%	\$ -	\$ -	0.0%	
70000 - Computers	\$ -	\$ 7,969	\$ -	\$ -	\$ -	\$ -	0.0%	\$ -	\$ -	0.0%	
70110 - Machinery and Equipment	\$ -	\$ -	\$ 14,735	\$ -	\$ -	\$ -	0.0%	\$ -	\$ -	0.0%	
72010 - Building Improvements	\$ -	\$ -	\$ 13,000	\$ -	\$ -	\$ -	0.0%	\$ -	\$ -	0.0%	
Contingency and Other	\$ -	\$ -	\$ -	\$ -	\$ -	\$ -	0.0%	\$ -	\$ -	0.0%	
89000 - Addition to Fund Balance	\$ -	\$ -	\$ -	\$ -	\$ -	\$ -	0.0%	\$ -	\$ -	0.0%	
252 Sheriff DEF Federal - DOJ	\$ 108,929	\$ 93,866	\$ 14,733	\$ -	\$ 27,994	\$ 10,000	279.9%	\$ -	\$ 11,044	0.0%	
Expenses	\$ 108,929	\$ 93,866	\$ 14,733	\$ -	\$ 27,994	\$ 10,000	279.9%	\$ -	\$ 11,044	0.0%	
Contractual Services	\$ 42,587	\$ 35,221	\$ -	\$ -	\$ 1,069	\$ 10,000	10.7%	\$ -	\$ 10,000	0.0%	
50150 - Contractual/Consulting Services	\$ 41,562	\$ 19,635	\$ -	\$ -	\$ 1,069	\$ 10,000	10.7%	\$ -	\$ 10,000	0.0%	
53110 - Employee Training	\$ 125	\$ 15,586	\$ -	\$ -	\$ -	\$ -	0.0%	\$ -	\$ -	0.0%	
53130 - General Association Dues	\$ 900	\$ -	\$ -	\$ -	\$ -	\$ -	0.0%	\$ -	\$ -	0.0%	
Commodities	\$ 43,773	\$ 58,646	\$ 1,832	\$ -	\$ 26,925	\$ -	0.0%	\$ -	\$ -	0.0%	
60580 - Special Purpose Equip - Non-Capital	\$ 23,708	\$ 35,786	\$ 1,832	\$ -	\$ 26,925	\$ -	0.0%	\$ -	\$ -	0.0%	
65000 - Miscellaneous Supplies	\$ 20,066	\$ 22,860	\$ -	\$ -	\$ -	\$ -	0.0%	\$ -	\$ -	0.0%	
Capital	\$ 22,569	\$ -	\$ -	\$ -	\$ -	\$ -	0.0%	\$ -	\$ -	0.0%	
70070 - Automotive Equipment	\$ 12,000	\$ -	\$ -	\$ -	\$ -	\$ -	0.0%	\$ -	\$ -	0.0%	
70120 - Special Purpose Equipment	\$ 10,569	\$ -	\$ -	\$ -	\$ -	\$ -	0.0%	\$ -	\$ -	0.0%	
Contingency and Other	\$ -	\$ -	\$ 12,902	\$ -	\$ -	\$ -	0.0%	\$ -	\$ 1,044	0.0%	
88990 - Move to Agency Fund	\$ -	\$ -	\$ 12,902	\$ -	\$ -	\$ -	0.0%	\$ -	\$ -	0.0%	
89000 - Addition to Fund Balance	\$ -	\$ -	\$ -	\$ -	\$ -	\$ -	0.0%	\$ -	\$ 1,044	0.0%	

Committee Expense Budget Report - by Account Detail
Through October 31, 2024 (91.67% YTD, 88.46% Payroll Expense through Pay Period Ending 10/12/2024)
***2019, 2020, 2021, 2022, 2023 Actual Full Fiscal Year**

Department / Fund / Account Classification	2019 Actual Amount*	2020 Actual Amount*	2021 Actual Amount*	2022 Actual Amount*	2023 Actual Amount*	2023 Adopted Budget	2023 YTD% Actual/Budget	2024 Actual Amount	2024 Adopted Budget	2024 YTD% Actual/Budget	2019 - 2024 Trend
253 County Sheriff DEF Local	\$ 78,943	\$ 69,842	\$ 186,025	\$ 30,939	\$ 100,934	\$ 20,000	504.7%	\$ -	\$ 20,000	0.0%	
Expenses	\$ 78,943	\$ 69,842	\$ 186,025	\$ 30,939	\$ 100,934	\$ 20,000	504.7%	\$ -	\$ 20,000	0.0%	
Contractual Services	\$ 55,630	\$ 20,130	\$ 111,511	\$ 1,643	\$ 46,807	\$ 20,000	234.0%	\$ -	\$ 20,000	0.0%	
50150 - Contractual/Consulting Services	\$ 54,545	\$ 18,154	\$ 107,837	\$ 432	\$ 46,807	\$ 20,000	234.0%	\$ -	\$ 20,000	0.0%	
53100 - Conferences and Meetings	\$ -	\$ 279	\$ -	\$ -	\$ -	\$ -	0.0%	\$ -	\$ -	0.0%	
53110 - Employee Training	\$ 1,085	\$ 1,397	\$ 3,374	\$ 1,186	\$ -	\$ -	0.0%	\$ -	\$ -	0.0%	
53130 - General Association Dues	\$ -	\$ 300	\$ 300	\$ 25	\$ -	\$ -	0.0%	\$ -	\$ -	0.0%	
Commodities	\$ 23,313	\$ 49,712	\$ 54,072	\$ 29,296	\$ 54,127	\$ -	0.0%	\$ -	\$ -	0.0%	
60050 - Books and Subscriptions	\$ -	\$ -	\$ 1,248	\$ 1,800	\$ -	\$ -	0.0%	\$ -	\$ -	0.0%	
60580 - Special Purpose Equip - Non-Capital	\$ -	\$ -	\$ 34,119	\$ 8,986	\$ 24,436	\$ -	0.0%	\$ -	\$ -	0.0%	
65000 - Miscellaneous Supplies	\$ 23,313	\$ 49,712	\$ 18,705	\$ 18,510	\$ 29,690	\$ -	0.0%	\$ -	\$ -	0.0%	
Contingency and Other	\$ -	\$ -	\$ 20,442	\$ -	\$ -	\$ -	0.0%	\$ -	\$ -	0.0%	
88990 - Move to Agency Fund	\$ -	\$ -	\$ 20,442	\$ -	\$ -	\$ -	0.0%	\$ -	\$ -	0.0%	
Transfers Out	\$ -	\$ -	\$ -	\$ -	\$ -	\$ -	0.0%	\$ -	\$ -	0.0%	
99000 - Transfer To Other Funds	\$ -	\$ -	\$ -	\$ -	\$ -	\$ -	0.0%	\$ -	\$ -	0.0%	
254 FATS	\$ 3,808	\$ 10,467	\$ (447)	\$ 2,577	\$ 1,130	\$ 6,000	18.8%	\$ -	\$ 6,000	0.0%	
Expenses	\$ 3,808	\$ 10,467	\$ (447)	\$ 2,577	\$ 1,130	\$ 6,000	18.8%	\$ -	\$ 6,000	0.0%	
Contractual Services	\$ -	\$ -	\$ -	\$ -	\$ 1,000	\$ 6,000	16.7%	\$ -	\$ 6,000	0.0%	
50150 - Contractual/Consulting Services	\$ -	\$ -	\$ -	\$ -	\$ 1,000	\$ 6,000	16.7%	\$ -	\$ 6,000	0.0%	
Commodities	\$ 3,808	\$ 10,467	\$ (447)	\$ 2,577	\$ 130	\$ -	0.0%	\$ -	\$ -	0.0%	
60160 - Cleaning Supplies	\$ 3,698	\$ -	\$ -	\$ -	\$ -	\$ -	0.0%	\$ -	\$ -	0.0%	
65000 - Miscellaneous Supplies	\$ 110	\$ 10,467	\$ (447)	\$ 2,577	\$ 130	\$ -	0.0%	\$ -	\$ -	0.0%	
255 K-9 Unit	\$ 76,073	\$ 64,923	\$ 76,194	\$ 48,271	\$ 214,897	\$ 30,000	716.3%	\$ -	\$ 30,000	0.0%	
Expenses	\$ 76,073	\$ 64,923	\$ 76,194	\$ 48,271	\$ 214,897	\$ 30,000	716.3%	\$ -	\$ 30,000	0.0%	
Contractual Services	\$ 26,628	\$ 14,894	\$ 49,234	\$ 21,803	\$ 143,344	\$ 15,000	955.6%	\$ -	\$ 15,000	0.0%	
50150 - Contractual/Consulting Services	\$ 15,611	\$ 13,894	\$ 47,734	\$ 19,511	\$ 137,552	\$ 15,000	917.0%	\$ -	\$ 15,000	0.0%	
53100 - Conferences and Meetings	\$ 11,017	\$ -	\$ -	\$ 1,792	\$ -	\$ -	0.0%	\$ -	\$ -	0.0%	
55015 - General Donations	\$ -	\$ 1,000	\$ 1,500	\$ 500	\$ 5,791	\$ -	0.0%	\$ -	\$ -	0.0%	
Commodities	\$ 12,282	\$ 44,660	\$ 26,961	\$ 26,468	\$ 71,553	\$ 15,000	477.0%	\$ -	\$ 15,000	0.0%	
65000 - Miscellaneous Supplies	\$ 12,282	\$ 44,660	\$ 26,961	\$ 26,468	\$ 71,553	\$ 15,000	477.0%	\$ -	\$ 15,000	0.0%	
Capital	\$ 37,163	\$ 5,369	\$ -	\$ -	\$ -	\$ -	0.0%	\$ -	\$ -	0.0%	
70070 - Automotive Equipment	\$ 37,163	\$ 5,369	\$ -	\$ -	\$ -	\$ -	0.0%	\$ -	\$ -	0.0%	
Contingency and Other	\$ -	\$ -	\$ -	\$ -	\$ -	\$ -	0.0%	\$ -	\$ -	0.0%	
88990 - Move to Agency Fund	\$ -	\$ -	\$ -	\$ -	\$ -	\$ -	0.0%	\$ -	\$ -	0.0%	
89000 - Addition to Fund Balance	\$ -	\$ -	\$ -	\$ -	\$ -	\$ -	0.0%	\$ -	\$ -	0.0%	
256 Vehicle Maintenance/Purchase	\$ 121,814	\$ 9,085	\$ 2,671	\$ 981	\$ 527	\$ 1,200	43.9%	\$ -	\$ 1,200	0.0%	
Expenses	\$ 121,814	\$ 9,085	\$ 2,671	\$ 981	\$ 527	\$ 1,200	43.9%	\$ -	\$ 1,200	0.0%	
Contractual Services	\$ 500	\$ -	\$ 1,210	\$ -	\$ -	\$ -	0.0%	\$ -	\$ -	0.0%	
50150 - Contractual/Consulting Services	\$ 500	\$ -	\$ 1,210	\$ -	\$ -	\$ -	0.0%	\$ -	\$ -	0.0%	
Commodities	\$ 43,354	\$ 7,516	\$ 1,461	\$ 981	\$ 527	\$ 1,200	43.9%	\$ -	\$ 1,200	0.0%	
65000 - Miscellaneous Supplies	\$ 43,354	\$ 7,516	\$ 1,461	\$ 981	\$ 527	\$ 1,200	43.9%	\$ -	\$ 1,200	0.0%	
Capital	\$ 33,960	\$ 1,568	\$ -	\$ -	\$ -	\$ -	0.0%	\$ -	\$ -	0.0%	
70070 - Automotive Equipment	\$ 33,960	\$ 1,568	\$ -	\$ -	\$ -	\$ -	0.0%	\$ -	\$ -	0.0%	
Contingency and Other	\$ -	\$ -	\$ -	\$ -	\$ -	\$ -	0.0%	\$ -	\$ -	0.0%	
89000 - Addition to Fund Balance	\$ -	\$ -	\$ -	\$ -	\$ -	\$ -	0.0%	\$ -	\$ -	0.0%	
Transfers Out	\$ 44,000	\$ -	\$ -	\$ -	\$ -	\$ -	0.0%	\$ -	\$ -	0.0%	
99000 - Transfer To Other Funds	\$ 44,000	\$ -	\$ -	\$ -	\$ -	\$ -	0.0%	\$ -	\$ -	0.0%	
257 Sheriff DUI Fund	\$ 84,684	\$ 75,401	\$ 66,231	\$ 62,724	\$ -	\$ 32,000	0.0%	\$ -	\$ 32,000	0.0%	
Expenses	\$ 84,684	\$ 75,401	\$ 66,231	\$ 62,724	\$ -	\$ 32,000	0.0%	\$ -	\$ 32,000	0.0%	

Committee Expense Budget Report - by Account Detail
Through October 31, 2024 (91.67% YTD, 88.46% Payroll Expense through Pay Period Ending 10/12/2024)
***2019, 2020, 2021, 2022, 2023 Actual Full Fiscal Year**

Department / Fund / Account Classification	2019 Actual Amount*	2020 Actual Amount*	2021 Actual Amount*	2022 Actual Amount*	2023 Actual Amount*	2023 Adopted Budget	2023 YTD% Actual/Budget	2024 Actual Amount	2024 Adopted Budget	2024 YTD% Actual/Budget	2019 - 2024 Trend
Contractual Services	\$ 30,100	\$ 38,520	\$ 17,878	\$ 7,648	\$ -	\$ 22,000	0.0%	\$ -	\$ 22,000	0.0%	
50150 - Contractual/Consulting Services	\$ 16,780	\$ 18,540	\$ 7,200	\$ 750	\$ -	\$ 10,000	0.0%	\$ -	\$ 10,000	0.0%	
53100 - Conferences and Meetings	\$ 58	\$ 1,197	\$ 2,196	\$ -	\$ -	\$ -	0.0%	\$ -	\$ -	0.0%	
53115 - Law Enforcement Training	\$ 12,882	\$ 18,032	\$ 8,482	\$ 6,898	\$ -	\$ 12,000	0.0%	\$ -	\$ 12,000	0.0%	
53130 - General Association Dues	\$ 380	\$ 750	\$ -	\$ -	\$ -	\$ -	0.0%	\$ -	\$ -	0.0%	
Commodities	\$ 4,422	\$ 20,039	\$ 48,352	\$ 27,081	\$ -	\$ 10,000	0.0%	\$ -	\$ 10,000	0.0%	
65000 - Miscellaneous Supplies	\$ 4,422	\$ 20,039	\$ 48,352	\$ 27,081	\$ -	\$ 10,000	0.0%	\$ -	\$ 10,000	0.0%	
Capital	\$ 50,162	\$ 16,842	\$ -	\$ 27,995	\$ -	\$ -	0.0%	\$ -	\$ -	0.0%	
70120 - Special Purpose Equipment	\$ 50,162	\$ 16,842	\$ -	\$ 27,995	\$ -	\$ -	0.0%	\$ -	\$ -	0.0%	
Contingency and Other	\$ -	\$ -	\$ -	\$ -	\$ -	\$ -	0.0%	\$ -	\$ -	0.0%	
89000 - Addition to Fund Balance	\$ -	\$ -	\$ -	\$ -	\$ -	\$ -	0.0%	\$ -	\$ -	0.0%	
258 Sheriffs Office Money Laundering	\$ 116,205	\$ 5,846	\$ 7,520	\$ 125	\$ -	\$ 5,000	0.0%	\$ -	\$ 5,000	0.0%	
Expenses	\$ 116,205	\$ 5,846	\$ 7,520	\$ 125	\$ -	\$ 5,000	0.0%	\$ -	\$ 5,000	0.0%	
Contractual Services	\$ 35,083	\$ 855	\$ 3,068	\$ -	\$ -	\$ 5,000	0.0%	\$ -	\$ 5,000	0.0%	
50150 - Contractual/Consulting Services	\$ 35,083	\$ 855	\$ 3,068	\$ -	\$ -	\$ 5,000	0.0%	\$ -	\$ 5,000	0.0%	
Commodities	\$ 81,121	\$ 4,991	\$ 4,452	\$ 125	\$ -	\$ -	0.0%	\$ -	\$ -	0.0%	
60000 - Office Supplies	\$ 918	\$ -	\$ -	\$ -	\$ -	\$ -	0.0%	\$ -	\$ -	0.0%	
60010 - Operating Supplies	\$ 80,203	\$ 4,991	\$ 4,452	\$ 125	\$ -	\$ -	0.0%	\$ -	\$ -	0.0%	
Contingency and Other	\$ -	\$ -	\$ -	\$ -	\$ -	\$ -	0.0%	\$ -	\$ -	0.0%	
89000 - Addition to Fund Balance	\$ -	\$ -	\$ -	\$ -	\$ -	\$ -	0.0%	\$ -	\$ -	0.0%	
259 Transportation Safety Highway HB	\$ -	\$ -	\$ -	\$ -	\$ -	\$ 20,000	0.0%	\$ -	\$ 20,000	0.0%	
Expenses	\$ -	\$ -	\$ -	\$ -	\$ -	\$ 20,000	0.0%	\$ -	\$ 20,000	0.0%	
Personnel Services- Salaries & Wages	\$ -	\$ -	\$ -	\$ -	\$ -	\$ -	0.0%	\$ -	\$ -	0.0%	
40000 - Salaries and Wages	\$ -	\$ -	\$ -	\$ -	\$ -	\$ -	0.0%	\$ -	\$ -	0.0%	
Contingency and Other	\$ -	\$ -	\$ -	\$ -	\$ -	\$ 20,000	0.0%	\$ -	\$ 20,000	0.0%	
89000 - Addition to Fund Balance	\$ -	\$ -	\$ -	\$ -	\$ -	\$ 20,000	0.0%	\$ -	\$ 20,000	0.0%	
260 Court Security	\$ 2,558,952	\$ -	\$ -	\$ -	\$ -	\$ -	0.0%	\$ -	\$ -	0.0%	
Expenses	\$ 2,558,952	\$ -	\$ -	\$ -	\$ -	\$ -	0.0%	\$ -	\$ -	0.0%	
Personnel Services- Salaries & Wages	\$ 943,642	\$ -	\$ -	\$ -	\$ -	\$ -	0.0%	\$ -	\$ -	0.0%	
40000 - Salaries and Wages	\$ 884,516	\$ -	\$ -	\$ -	\$ -	\$ -	0.0%	\$ -	\$ -	0.0%	
40200 - Overtime Salaries	\$ 52,347	\$ -	\$ -	\$ -	\$ -	\$ -	0.0%	\$ -	\$ -	0.0%	
40310 - Bond Call	\$ 6,779	\$ -	\$ -	\$ -	\$ -	\$ -	0.0%	\$ -	\$ -	0.0%	
Personnel Services- Employee Benefits	\$ 364,471	\$ -	\$ -	\$ -	\$ -	\$ -	0.0%	\$ -	\$ -	0.0%	
45000 - Healthcare Contribution	\$ 146,590	\$ -	\$ -	\$ -	\$ -	\$ -	0.0%	\$ -	\$ -	0.0%	
45010 - Dental Contribution	\$ 6,206	\$ -	\$ -	\$ -	\$ -	\$ -	0.0%	\$ -	\$ -	0.0%	
45100 - FICA/SS Contribution	\$ 71,242	\$ -	\$ -	\$ -	\$ -	\$ -	0.0%	\$ -	\$ -	0.0%	
45200 - IMRF Contribution	\$ 66,517	\$ -	\$ -	\$ -	\$ -	\$ -	0.0%	\$ -	\$ -	0.0%	
45400 - Uniform Allowance	\$ 27,944	\$ -	\$ -	\$ -	\$ -	\$ -	0.0%	\$ -	\$ -	0.0%	
53010 - Workers Compensation	\$ 45,973	\$ -	\$ -	\$ -	\$ -	\$ -	0.0%	\$ -	\$ -	0.0%	
Contractual Services	\$ 69,836	\$ -	\$ -	\$ -	\$ -	\$ -	0.0%	\$ -	\$ -	0.0%	
50150 - Contractual/Consulting Services	\$ 10,197	\$ -	\$ -	\$ -	\$ -	\$ -	0.0%	\$ -	\$ -	0.0%	
52150 - Repairs and Maint- Comm Equip	\$ 7,925	\$ -	\$ -	\$ -	\$ -	\$ -	0.0%	\$ -	\$ -	0.0%	
52160 - Repairs and Maint- Equipment	\$ 11,884	\$ -	\$ -	\$ -	\$ -	\$ -	0.0%	\$ -	\$ -	0.0%	
53000 - Liability Insurance	\$ 34,388	\$ -	\$ -	\$ -	\$ -	\$ -	0.0%	\$ -	\$ -	0.0%	
53020 - Unemployment Claims	\$ 2,023	\$ -	\$ -	\$ -	\$ -	\$ -	0.0%	\$ -	\$ -	0.0%	
53100 - Conferences and Meetings	\$ -	\$ -	\$ -	\$ -	\$ -	\$ -	0.0%	\$ -	\$ -	0.0%	
53110 - Employee Training	\$ 3,162	\$ -	\$ -	\$ -	\$ -	\$ -	0.0%	\$ -	\$ -	0.0%	
53120 - Employee Mileage Expense	\$ 58	\$ -	\$ -	\$ -	\$ -	\$ -	0.0%	\$ -	\$ -	0.0%	
53150 - Pre-Employ Drug Testing and Labs	\$ -	\$ -	\$ -	\$ -	\$ -	\$ -	0.0%	\$ -	\$ -	0.0%	
53160 - Pre-Employment Physicals	\$ 200	\$ -	\$ -	\$ -	\$ -	\$ -	0.0%	\$ -	\$ -	0.0%	
Commodities	\$ 8,598	\$ -	\$ -	\$ -	\$ -	\$ -	0.0%	\$ -	\$ -	0.0%	

Committee Expense Budget Report - by Account Detail
Through October 31, 2024 (91.67% YTD, 88.46% Payroll Expense through Pay Period Ending 10/12/2024)
***2019, 2020, 2021, 2022, 2023 Actual Full Fiscal Year**

Department / Fund / Account Classification	2019 Actual Amount*	2020 Actual Amount*	2021 Actual Amount*	2022 Actual Amount*	2023 Actual Amount*	2023 Adopted Budget	2023 YTD% Actual/Budget	2024 Actual Amount	2024 Adopted Budget	2024 YTD% Actual/Budget	2019 - 2024 Trend
60000 - Office Supplies	\$ 856	\$ -	\$ -	\$ -	\$ -	\$ -	0.0%	\$ -	\$ -	0.0%	
60010 - Operating Supplies	\$ 1,125	\$ -	\$ -	\$ -	\$ -	\$ -	0.0%	\$ -	\$ -	0.0%	
60080 - Employee Recognition Supplies	\$ 250	\$ -	\$ -	\$ -	\$ -	\$ -	0.0%	\$ -	\$ -	0.0%	
60220 - Weapons and Ammunition	\$ 6,272	\$ -	\$ -	\$ -	\$ -	\$ -	0.0%	\$ -	\$ -	0.0%	
60250 - Medical Supplies and Drugs	\$ 95	\$ -	\$ -	\$ -	\$ -	\$ -	0.0%	\$ -	\$ -	0.0%	
64000 - Telephone	\$ -	\$ -	\$ -	\$ -	\$ -	\$ -	0.0%	\$ -	\$ -	0.0%	
Transfers Out	\$ 1,172,405	\$ -	\$ -	\$ -	\$ -	\$ -	0.0%	\$ -	\$ -	0.0%	
99000 - Transfer To Other Funds	\$ 1,172,405	\$ -	\$ -	\$ -	\$ -	\$ -	0.0%	\$ -	\$ -	0.0%	
99200 - Transfer to Court Automation Fund 200	\$ -	\$ -	\$ -	\$ -	\$ -	\$ -	0.0%	\$ -	\$ -	0.0%	
262 AJF Medical Cost	\$ 25,307	\$ 30,735	\$ -	\$ 25,040	\$ 25,040	\$ 25,040	100.0%	\$ -	\$ 25,040	0.0%	
Expenses	\$ 25,307	\$ 30,735	\$ -	\$ 25,040	\$ 25,040	\$ 25,040	100.0%	\$ -	\$ 25,040	0.0%	
Contractual Services	\$ 25,307	\$ 30,735	\$ -	\$ 25,040	\$ 25,040	\$ 25,040	100.0%	\$ -	\$ 25,040	0.0%	
50210 - Medical/Dental/Hospital Services	\$ 25,307	\$ 30,735	\$ -	\$ 25,040	\$ 25,040	\$ 25,040	100.0%	\$ -	\$ 25,040	0.0%	
Contingency and Other	\$ -	\$ -	\$ -	\$ -	\$ -	\$ -	0.0%	\$ -	\$ -	0.0%	
89000 - Addition to Fund Balance	\$ -	\$ -	\$ -	\$ -	\$ -	\$ -	0.0%	\$ -	\$ -	0.0%	
263 Sheriff Civil Operations	\$ 178,116	\$ 350,768	\$ 80,689	\$ 72,408	\$ 393,693	\$ 20,000	1,968.5%	\$ -	\$ 20,000	0.0%	
Expenses	\$ 178,116	\$ 350,768	\$ 80,689	\$ 72,408	\$ 393,693	\$ 20,000	1,968.5%	\$ -	\$ 20,000	0.0%	
Contractual Services	\$ 76,058	\$ 50,725	\$ 29,096	\$ 58,259	\$ 328,513	\$ 20,000	1,642.6%	\$ -	\$ 20,000	0.0%	
53100 - Conferences and Meetings	\$ 1,346	\$ 2,044	\$ (3,652)	\$ 1,301	\$ 1,603	\$ -	0.0%	\$ -	\$ -	0.0%	
53115 - Law Enforcement Training	\$ 41,220	\$ 17,533	\$ 12,408	\$ 4,864	\$ 3,071	\$ -	0.0%	\$ -	\$ -	0.0%	
53120 - Employee Mileage Expense	\$ -	\$ -	\$ 81	\$ -	\$ 35	\$ -	0.0%	\$ -	\$ -	0.0%	
53130 - General Association Dues	\$ 940	\$ 3,038	\$ 245	\$ 11,561	\$ 835	\$ -	0.0%	\$ -	\$ -	0.0%	
55000 - Miscellaneous Contractual Exp	\$ 14,300	\$ 18,585	\$ 10,320	\$ 33,897	\$ 322,158	\$ 20,000	1,610.8%	\$ -	\$ 20,000	0.0%	
55015 - General Donations	\$ 18,253	\$ 9,526	\$ 9,694	\$ 6,635	\$ 812	\$ -	0.0%	\$ -	\$ -	0.0%	
Commodities	\$ 102,058	\$ 300,043	\$ 51,593	\$ 14,140	\$ 65,180	\$ -	0.0%	\$ -	\$ -	0.0%	
60010 - Operating Supplies	\$ 69,982	\$ 241,323	\$ 3,909	\$ 3,586	\$ 578	\$ -	0.0%	\$ -	\$ -	0.0%	
60050 - Books and Subscriptions	\$ -	\$ 113	\$ 2,568	\$ -	\$ -	\$ -	0.0%	\$ -	\$ -	0.0%	
60070 - Computer Hardware- Non Capital	\$ -	\$ -	\$ 169	\$ -	\$ -	\$ -	0.0%	\$ -	\$ -	0.0%	
60080 - Employee Recognition Supplies	\$ 651	\$ 327	\$ 1,000	\$ 98	\$ 1,640	\$ -	0.0%	\$ -	\$ -	0.0%	
60210 - Uniform Supplies	\$ 31,424	\$ 3,850	\$ 1,557	\$ -	\$ 1,365	\$ -	0.0%	\$ -	\$ -	0.0%	
65000 - Miscellaneous Supplies	\$ -	\$ 54,431	\$ 42,391	\$ 10,455	\$ 61,596	\$ -	0.0%	\$ -	\$ -	0.0%	
Contingency and Other	\$ -	\$ -	\$ -	\$ 9	\$ -	\$ -	0.0%	\$ -	\$ -	0.0%	
88990 - Move to Agency Fund	\$ -	\$ -	\$ -	\$ 9	\$ -	\$ -	0.0%	\$ -	\$ -	0.0%	
89000 - Addition to Fund Balance	\$ -	\$ -	\$ -	\$ -	\$ -	\$ -	0.0%	\$ -	\$ -	0.0%	
Transfers Out	\$ -	\$ -	\$ -	\$ -	\$ -	\$ -	0.0%	\$ -	\$ -	0.0%	
99000 - Transfer To Other Funds	\$ -	\$ -	\$ -	\$ -	\$ -	\$ -	0.0%	\$ -	\$ -	0.0%	
264 Cannabis Regulation - Local	\$ -	\$ 9,738	\$ 73,869	\$ 79,523	\$ 129,093	\$ 90,090	143.3%	\$ 71,365	\$ 90,090	79.2%	
Expenses	\$ -	\$ 9,738	\$ 73,869	\$ 79,523	\$ 129,093	\$ 90,090	143.3%	\$ 71,365	\$ 90,090	79.2%	
Contractual Services	\$ -	\$ 7,688	\$ 28,340	\$ 23,811	\$ 49,584	\$ 45,000	110.2%	\$ 15,500	\$ 45,000	34.4%	
50150 - Contractual/Consulting Services	\$ -	\$ 7,688	\$ 28,340	\$ 23,811	\$ 49,584	\$ 45,000	110.2%	\$ 15,500	\$ 45,000	34.4%	
Commodities	\$ -	\$ 2,050	\$ 4,644	\$ 55,712	\$ 79,509	\$ 45,090	176.3%	\$ 55,865	\$ 45,090	123.9%	
60010 - Operating Supplies	\$ -	\$ 2,050	\$ 4,644	\$ 55,712	\$ 79,509	\$ 45,090	176.3%	\$ 55,865	\$ 45,090	123.9%	
Capital	\$ -	\$ -	\$ 40,885	\$ -	\$ -	\$ -	0.0%	\$ -	\$ -	0.0%	
70070 - Automotive Equipment	\$ -	\$ -	\$ 40,885	\$ -	\$ -	\$ -	0.0%	\$ -	\$ -	0.0%	
265 Sheriff DEF Federal - Treasury	\$ -	\$ -	\$ 138,746	\$ 257,234	\$ 191,960	\$ 50,000	383.9%	\$ 167,416	\$ 50,000	334.8%	
Expenses	\$ -	\$ -	\$ 138,746	\$ 257,234	\$ 191,960	\$ 50,000	383.9%	\$ 167,416	\$ 50,000	334.8%	
Contractual Services	\$ -	\$ -	\$ 46,450	\$ -	\$ 102,108	\$ -	0.0%	\$ -	\$ -	0.0%	
50150 - Contractual/Consulting Services	\$ -	\$ -	\$ 40,325	\$ -	\$ 102,108	\$ -	0.0%	\$ -	\$ -	0.0%	
53110 - Employee Training	\$ -	\$ -	\$ 6,126	\$ -	\$ -	\$ -	0.0%	\$ -	\$ -	0.0%	
Commodities	\$ -	\$ -	\$ 92,296	\$ 257,234	\$ 89,851	\$ 50,000	179.7%	\$ 167,416	\$ 50,000	334.8%	

Committee Expense Budget Report - by Account Detail
Through October 31, 2024 (91.67% YTD, 88.46% Payroll Expense through Pay Period Ending 10/12/2024)
***2019, 2020, 2021, 2022, 2023 Actual Full Fiscal Year**

Department / Fund / Account Classification	2019 Actual Amount*	2020 Actual Amount*	2021 Actual Amount*	2022 Actual Amount*	2023 Actual Amount*	2023 Adopted Budget	2023 YTD% Actual/Budget	2024 Actual Amount	2024 Adopted Budget	2024 YTD% Actual/Budget	2019 - 2024 Trend
60010 - Operating Supplies	\$ -	\$ -	\$ -	\$ 257,234	\$ 89,851	\$ 50,000	179.7%	\$ 167,416	\$ 50,000	334.8%	
60580 - Special Purpose Equip - Non-Capital	\$ -	\$ -	\$ 78,333	\$ -	\$ -	\$ -	0.0%	\$ -	\$ -	0.0%	
65000 - Miscellaneous Supplies	\$ -	\$ -	\$ 13,963	\$ -	\$ -	\$ -	0.0%	\$ -	\$ -	0.0%	
351 Kane Kares	\$ -	\$ -	\$ -	\$ -	\$ -	\$ -	0.0%	\$ -	\$ -	0.0%	
Expenses	\$ -	\$ -	\$ -	\$ -	\$ -	\$ -	0.0%	\$ -	\$ -	0.0%	
Contractual Services	\$ -	\$ -	\$ -	\$ -	\$ -	\$ -	0.0%	\$ -	\$ -	0.0%	
50150 - Contractual/Consulting Services	\$ -	\$ -	\$ -	\$ -	\$ -	\$ -	0.0%	\$ -	\$ -	0.0%	
Contingency and Other	\$ -	\$ -	\$ -	\$ -	\$ -	\$ -	0.0%	\$ -	\$ -	0.0%	
89000 - Addition to Fund Balance	\$ -	\$ -	\$ -	\$ -	\$ -	\$ -	0.0%	\$ -	\$ -	0.0%	
354 Mass Vaccination Fund	\$ -	\$ -	\$ 4,812	\$ -	\$ -	\$ -	0.0%	\$ -	\$ -	0.0%	
Expenses	\$ -	\$ -	\$ 4,812	\$ -	\$ -	\$ -	0.0%	\$ -	\$ -	0.0%	
Personnel Services- Salaries & Wages	\$ -	\$ -	\$ -	\$ -	\$ -	\$ -	0.0%	\$ -	\$ -	0.0%	
40000 - Salaries and Wages	\$ -	\$ -	\$ -	\$ -	\$ -	\$ -	0.0%	\$ -	\$ -	0.0%	
Commodities	\$ -	\$ -	\$ 4,812	\$ -	\$ -	\$ -	0.0%	\$ -	\$ -	0.0%	
60010 - Operating Supplies	\$ -	\$ -	\$ 4,812	\$ -	\$ -	\$ -	0.0%	\$ -	\$ -	0.0%	
702 Sheriff's Detail Escrow	\$ -	\$ -	\$ 81,118	\$ 268,922	\$ 326,313	\$ 35,000	932.3%	\$ 190,004	\$ 200,000	95.0%	
Expenses	\$ -	\$ -	\$ 81,118	\$ 268,922	\$ 326,313	\$ 35,000	932.3%	\$ 190,004	\$ 200,000	95.0%	
Contractual Services	\$ -	\$ -	\$ 81,118	\$ 268,922	\$ 326,313	\$ 35,000	932.3%	\$ 190,004	\$ 200,000	95.0%	
50150 - Contractual/Consulting Services	\$ -	\$ -	\$ 81,118	\$ 268,922	\$ 326,313	\$ 35,000	932.3%	\$ 190,004	\$ 200,000	95.0%	
Grand Total	\$ 33,527,333	\$ 17,166,076	\$ 26,125,505	\$ 26,851,767	\$ 45,038,179	\$ 41,673,555	108.0%	\$ 33,151,200	\$ 33,797,395	95.3%	

Committee Expense Budget Report - by Account Detail
Through October 31, 2024 (91.67% YTD, 88.46% Payroll Expense through Pay Period Ending 10/12/2024)
***2019, 2020, 2021, 2022, 2023 Actual Full Fiscal Year**

Department / Fund / Account Classification	2019 Actual Amount*	2020 Actual Amount*	2021 Actual Amount*	2022 Actual Amount*	2023 Actual Amount*	2023 Adopted Budget	2023 YTD% Actual/Budget	2024 Actual Amount	2024 Adopted Budget	2024 YTD% Actual/Budget	2019 - 2024 Trend
420 Merit Commission	\$ 87,479	\$ 74,034	\$ 87,150	\$ 85,117	\$ 77,661	\$ 102,957	75.4%	\$ 73,227	\$ 95,417	75.9%	
001 General Fund	\$ 87,479	\$ 74,034	\$ 87,150	\$ 85,117	\$ 77,661	\$ 102,957	75.4%	\$ 73,227	\$ 95,417	75.9%	
Expenses	\$ 87,479	\$ 74,034	\$ 87,150	\$ 85,117	\$ 77,661	\$ 102,957	75.4%	\$ 73,227	\$ 95,417	75.9%	
Personnel Services- Salaries & Wages	\$ 69,113	\$ 58,857	\$ 66,255	\$ 63,575	\$ 63,003	\$ 78,597	80.2%	\$ 58,038	\$ 78,367	73.1%	
40000 - Salaries and Wages	\$ 32,053	\$ 31,548	\$ 36,128	\$ 34,347	\$ 35,681	\$ 33,462	106.6%	\$ 36,377	\$ 33,367	109.0%	
40003 - Cost of Living Increase	\$ -	\$ -	\$ -	\$ -	\$ -	\$ -	0.0%	\$ -	\$ -	0.0%	
40200 - Overtime Salaries	\$ -	\$ -	\$ -	\$ -	\$ -	\$ -	0.0%	\$ 71	\$ -	0.0%	
40300 - Employee Per Diem	\$ 37,060	\$ 27,309	\$ 30,126	\$ 29,228	\$ 27,321	\$ 45,135	60.5%	\$ 21,590	\$ 45,000	48.0%	
Personnel Services- Employee Benefits	\$ 6,336	\$ 6,375	\$ 6,275	\$ 6,507	\$ 7,277	\$ 7,310	99.5%	\$ -	\$ -	0.0%	
45000 - Healthcare Contribution	\$ 6,336	\$ 6,151	\$ 6,019	\$ 6,251	\$ 7,021	\$ 7,054	99.5%	\$ -	\$ -	0.0%	
45010 - Dental Contribution	\$ -	\$ 224	\$ 256	\$ 256	\$ 256	\$ 256	100.0%	\$ -	\$ -	0.0%	
Contractual Services	\$ 11,480	\$ 8,279	\$ 13,958	\$ 14,410	\$ 6,428	\$ 16,550	38.8%	\$ 14,358	\$ 15,050	95.4%	
53050 - Employment Advertising	\$ 596	\$ 894	\$ 1,626	\$ 1,490	\$ -	\$ 500	0.0%	\$ -	\$ 500	0.0%	
53120 - Employee Mileage Expense	\$ 3,661	\$ 2,617	\$ 2,796	\$ 2,788	\$ 3,272	\$ 6,000	54.5%	\$ 3,186	\$ 6,000	53.1%	
53180 - Physical Agility Testing	\$ 250	\$ -	\$ -	\$ -	\$ -	\$ 2,550	0.0%	\$ -	\$ -	0.0%	
53190 - Entrance/Promotional Testing	\$ 6,973	\$ 4,768	\$ 9,536	\$ 10,132	\$ 3,156	\$ 7,500	42.1%	\$ 11,172	\$ 8,550	130.7%	
Commodities	\$ 550	\$ 522	\$ 661	\$ 624	\$ 953	\$ 500	190.6%	\$ 831	\$ 2,000	41.5%	
60000 - Office Supplies	\$ 550	\$ 522	\$ 661	\$ 624	\$ 953	\$ 500	190.6%	\$ 831	\$ 2,000	41.5%	
Grand Total	\$ 87,479	\$ 74,034	\$ 87,150	\$ 85,117	\$ 77,661	\$ 102,957	75.4%	\$ 73,227	\$ 95,417	75.9%	

Committee Revenue Budget Report - by Account Detail
Through October 31, 2024 (91.67% YTD)
***2019, 2020, 2021, 2022, 2023 Actual Full Fiscal Year**

Department / Fund / Account Classification	2019 Actual Amount*	2020 Actual Amount*	2021 Actual Amount*	2022 Actual Amount*	2023 Actual Amount*	2023 Adopted Budget	2023 YTD% Actual/Budget	2024 Actual Amount	2024 Adopted Budget	2024 YTD% Actual/Budget	2019 - 2024 Trend
425 Kane Comm	\$ 2,108,023	\$ 2,145,768	\$ 2,241,532	\$ 2,601,074	\$ 2,919,502	\$ 2,422,913	115.2%	\$ 2,646,857	\$ 2,592,918	95.8%	
269 Kane Comm	\$ 2,108,023	\$ 2,145,768	\$ 2,241,532	\$ 2,601,074	\$ 2,919,502	\$ 2,422,913	115.2%	\$ 2,646,857	\$ 2,592,918	95.8%	
Revenue	\$ 2,108,023	\$ 2,145,768	\$ 2,241,532	\$ 2,601,074	\$ 2,919,502	\$ 2,422,913	115.2%	\$ 2,646,857	\$ 2,592,918	95.8%	
Interest Revenue	\$ 35,859	\$ 19,721	\$ 589	\$ (16,890)	\$ 61,855	\$ 600	10,309.1%	\$ 28,782	\$ 600	4,796.9%	
38000 - Investment Income	\$ 35,859	\$ 19,721	\$ 589	\$ (16,890)	\$ 61,855	\$ 600	10,309.1%	\$ 28,782	\$ 600	4,796.9%	
Other	\$ -	\$ -	\$ -	\$ -	\$ -	\$ 52,201	0.0%	\$ -	\$ 145,017	0.0%	
39900 - Fund Balance Utilization	\$ -	\$ -	\$ -	\$ -	\$ -	\$ 52,201	0.0%	\$ -	\$ 145,017	0.0%	
Transfers In	\$ 757,920	\$ 795,817	\$ 857,107	\$ 877,388	\$ 943,770	\$ 921,257	100.0%	\$ 967,321	\$ 967,321	100.0%	
39000 - Transfer From Other Funds	\$ 757,920	\$ 795,817	\$ 857,107	\$ -	\$ -	\$ -	0.0%	\$ -	\$ -	0.0%	
39001 - Transfer from General Fund 001	\$ -	\$ -	\$ -	\$ 877,388	\$ 943,770	\$ 921,257	100.0%	\$ 967,321	\$ 967,321	100.0%	
Charges for Services	\$ 545,178	\$ 569,175	\$ 538,471	\$ 587,746	\$ 617,784	\$ 588,855	104.9%	\$ 619,880	\$ 619,980	100.0%	
34420 - Radio Communication Fees	\$ 545,178	\$ 568,707	\$ 538,471	\$ 587,746	\$ 616,789	\$ 588,155	104.9%	\$ 619,280	\$ 619,280	100.0%	
35220 - Emergency Communications Audio Recording Fees	\$ -	\$ 468	\$ -	\$ -	\$ 995	\$ 700	142.1%	\$ 600	\$ 700	85.7%	
Grants	\$ -	\$ -	\$ -	\$ -	\$ -	\$ -	0.0%	\$ -	\$ -	0.0%	
33900 - Miscellaneous Grants	\$ -	\$ -	\$ -	\$ -	\$ -	\$ -	0.0%	\$ -	\$ -	0.0%	
Reimbursements	\$ 769,066	\$ 761,056	\$ 845,365	\$ 1,152,830	\$ 1,296,093	\$ 860,000	150.7%	\$ 1,030,874	\$ 860,000	119.9%	
37070 - Cell 911 Surcharge Reimbursement	\$ 769,066	\$ 761,056	\$ 831,850	\$ 1,150,631	\$ 1,283,493	\$ 860,000	149.2%	\$ 778,651	\$ 860,000	90.5%	
37075 - ETSB Reimbursement	\$ -	\$ -	\$ -	\$ -	\$ -	\$ -	0.0%	\$ 252,223	\$ -	0.0%	
37470 - VoIP Surcharge Reimbursement	\$ -	\$ -	\$ -	\$ 2,195	\$ 12,600	\$ -	0.0%	\$ -	\$ -	0.0%	
37900 - Miscellaneous Reimbursement	\$ -	\$ -	\$ 13,515	\$ 5	\$ -	\$ -	0.0%	\$ -	\$ -	0.0%	
Grand Total	\$ 2,108,023	\$ 2,145,768	\$ 2,241,532	\$ 2,601,074	\$ 2,919,502	\$ 2,422,913	115.2%	\$ 2,646,857	\$ 2,592,918	95.8%	

Committee Expense Budget Report - by Account Detail
Through October 31, 2024 (91.67% YTD, 88.46% Payroll Expense through Pay Period Ending 10/12/2024)
***2019, 2020, 2021, 2022, 2023 Actual Full Fiscal Year**

Department / Fund / Account Classification	2019 Actual Amount*	2020 Actual Amount*	2021 Actual Amount*	2022 Actual Amount*	2023 Actual Amount*	2023 Adopted Budget	2023 YTD% Actual/Budget	2024 Actual Amount	2024 Adopted Budget	2024 YTD% Actual/Budget	2019 - 2024 Trend
425 Kane Comm	\$ 2,052,225	\$ 2,182,004	\$ 2,347,896	\$ 2,381,391	\$ 2,901,658	\$ 2,422,913	114.5%	\$ 2,635,115	\$ 2,592,918	95.4%	
001 General Fund	\$ -	\$ -	\$ -	\$ -	\$ -	\$ -	0.0%	\$ -	\$ -	0.0%	
Expenses	\$ -	\$ -	\$ -	\$ -	\$ -	\$ -	0.0%	\$ -	\$ -	0.0%	
Commodities	\$ -	\$ -	\$ -	\$ -	\$ -	\$ -	0.0%	\$ -	\$ -	0.0%	
60080 - Employee Recognition Supplies	\$ -	\$ -	\$ -	\$ -	\$ -	\$ -	0.0%	\$ -	\$ -	0.0%	
269 Kane Comm	\$ 2,052,225	\$ 2,182,004	\$ 2,347,896	\$ 2,381,391	\$ 2,901,658	\$ 2,422,913	114.5%	\$ 2,635,115	\$ 2,592,918	95.4%	
Expenses	\$ 2,052,225	\$ 2,182,004	\$ 2,347,896	\$ 2,381,391	\$ 2,901,658	\$ 2,422,913	114.5%	\$ 2,635,115	\$ 2,592,918	95.4%	
Personnel Services- Salaries & Wages	\$ 1,326,811	\$ 1,397,985	\$ 1,440,983	\$ 1,489,804	\$ 1,820,098	\$ 1,577,878	108.8%	\$ 1,673,423	\$ 1,706,254	86.9%	
40000 - Salaries and Wages	\$ 1,165,497	\$ 1,244,328	\$ 1,210,278	\$ 1,253,304	\$ 1,449,075	\$ 1,470,443	92.6%	\$ 1,380,464	\$ 1,595,391	87.1%	
40002 - Non-Union Wage Increase	\$ -	\$ -	\$ -	\$ -	\$ -	\$ 44,246	0.0%	\$ -	\$ 1	0.0%	
40003 - Cost of Living Increase	\$ -	\$ -	\$ -	\$ -	\$ -	\$ -	0.0%	\$ -	\$ 47,862	0.0%	
40009 - Salaries and Wages Subsidy	\$ -	\$ (23,209)	\$ (2,118)	\$ (5,846)	\$ -	\$ -	0.0%	\$ -	\$ -	0.0%	
40200 - Overtime Salaries	\$ 161,314	\$ 194,635	\$ 233,047	\$ 242,346	\$ 371,023	\$ 63,189	587.2%	\$ 292,959	\$ 63,000	86.8%	
40209 - Overtime Subsidy	\$ -	\$ (17,770)	\$ (224)	\$ -	\$ -	\$ -	0.0%	\$ -	\$ -	0.0%	
Personnel Services- Employee Benefits	\$ 453,192	\$ 488,603	\$ 501,239	\$ 502,393	\$ 504,041	\$ 559,676	87.8%	\$ 443,568	\$ 609,597	79.5%	
45000 - Healthcare Contribution	\$ 221,428	\$ 240,720	\$ 225,292	\$ 249,677	\$ 253,779	\$ 315,519	80.4%	\$ 224,697	\$ 365,503	74.0%	
45009 - Healthcare Subsidy	\$ -	\$ (3,574)	\$ (267)	\$ -	\$ -	\$ -	0.0%	\$ -	\$ -	0.0%	
45010 - Dental Contribution	\$ 6,858	\$ 6,397	\$ 6,621	\$ 6,974	\$ 6,788	\$ 8,562	79.3%	\$ 6,279	\$ 10,740	70.0%	
45019 - Dental Subsidy	\$ -	\$ (122)	\$ (9)	\$ -	\$ -	\$ -	0.0%	\$ -	\$ -	0.0%	
45100 - FICA/SS Contribution	\$ 97,560	\$ 105,603	\$ 106,206	\$ 109,633	\$ 124,485	\$ 120,708	97.3%	\$ 133,771	\$ 125,709	100.4%	
45109 - FICA/SS Subsidy	\$ -	\$ (2,914)	\$ (164)	\$ (447)	\$ -	\$ -	0.0%	\$ -	\$ -	0.0%	
45200 - IMRF Contribution	\$ 94,023	\$ 110,614	\$ 121,804	\$ 97,239	\$ 83,673	\$ 81,261	97.1%	\$ 78,821	\$ 75,261	98.8%	
45209 - IMRF Subsidy	\$ -	\$ (3,295)	\$ (206)	\$ (393)	\$ -	\$ -	0.0%	\$ -	\$ -	0.0%	
53010 - Workers Compensation	\$ 33,322	\$ 35,173	\$ 41,963	\$ 39,711	\$ 35,316	\$ 33,626	98.8%	\$ -	\$ 32,384	0.0%	
Contractual Services	\$ 99,067	\$ 117,332	\$ 117,274	\$ 155,779	\$ 324,091	\$ 164,867	193.3%	\$ 332,799	\$ 163,617	203.4%	
50150 - Contractual/Consulting Services	\$ 28,370	\$ 33,825	\$ 38,345	\$ 42,340	\$ 193,215	\$ 60,312	320.4%	\$ 52,745	\$ 55,518	95.0%	
50235 - Public Health Services - Coronavirus	\$ -	\$ -	\$ -	\$ -	\$ -	\$ -	0.0%	\$ -	\$ -	0.0%	
52130 - Repairs and Maint- Computers	\$ 1,170	\$ 1,820	\$ 2,568	\$ 3,823	\$ 3,230	\$ 4,000	80.8%	\$ 4,673	\$ 4,000	116.8%	
52140 - Repairs and Maint- Copiers	\$ 80	\$ 76	\$ 79	\$ 24	\$ 86	\$ 400	21.4%	\$ 1,668	\$ 400	417.1%	
52150 - Repairs and Maint- Comm Equip	\$ 8,396	\$ 3,237	\$ -	\$ 24,338	\$ 1,638	\$ -	0.0%	\$ 208,747	\$ 5,000	4,174.9%	
52160 - Repairs and Maint- Equipment	\$ -	\$ 9,923	\$ 7,723	\$ 5,312	\$ 20,856	\$ 10,000	208.6%	\$ 16,750	\$ 5,000	335.0%	
52190 - Equipment Rental	\$ 23,496	\$ 27,237	\$ 27,060	\$ 27,332	\$ 27,448	\$ 28,520	96.2%	\$ 29,493	\$ 29,080	101.4%	
52220 - Equipment Lease	\$ -	\$ -	\$ -	\$ 48	\$ -	\$ -	0.0%	\$ 48	\$ -	0.0%	
53000 - Liability Insurance	\$ 24,925	\$ 28,828	\$ 26,755	\$ 32,903	\$ 46,452	\$ 44,229	98.8%	\$ -	\$ 47,062	0.0%	
53020 - Unemployment Claims	\$ 1,467	\$ 828	\$ 845	\$ 993	\$ 636	\$ 606	98.8%	\$ -	\$ 757	0.0%	
53040 - General Advertising	\$ -	\$ -	\$ 923	\$ 857	\$ 1,059	\$ -	0.0%	\$ 1,081	\$ -	0.0%	
53100 - Conferences and Meetings	\$ 4,430	\$ 2,500	\$ 5,175	\$ 9,655	\$ 11,419	\$ 8,000	142.7%	\$ 9,398	\$ 8,000	117.5%	
53110 - Employee Training	\$ 3,134	\$ 5,748	\$ 5,235	\$ 3,299	\$ 13,652	\$ 4,000	341.3%	\$ 4,400	\$ 4,000	110.0%	
53120 - Employee Mileage Expense	\$ 2,112	\$ 1,243	\$ 431	\$ 2,579	\$ 2,260	\$ 3,000	75.3%	\$ 1,469	\$ 3,000	49.0%	
53130 - General Association Dues	\$ 936	\$ 1,322	\$ 900	\$ 714	\$ 674	\$ 1,000	67.4%	\$ 646	\$ 1,000	64.6%	
53150 - Pre-Employ Drug Testing and Labs	\$ 138	\$ -	\$ -	\$ -	\$ -	\$ -	0.0%	\$ -	\$ -	0.0%	
53160 - Pre-Employment Physicals	\$ 414	\$ 745	\$ 1,236	\$ 1,563	\$ 1,466	\$ 800	183.3%	\$ 1,680	\$ 800	210.0%	
Commodities	\$ 62,610	\$ 67,542	\$ 108,038	\$ 124,970	\$ 142,456	\$ 7,800	1,826.4%	\$ 65,175	\$ 7,800	835.6%	
60000 - Office Supplies	\$ 1,345	\$ 1,097	\$ 1,594	\$ 2,294	\$ 2,190	\$ 2,500	87.6%	\$ 2,690	\$ 2,500	107.6%	
60010 - Operating Supplies	\$ 3,656	\$ 2,761	\$ 2,456	\$ 3,061	\$ 9,590	\$ 2,000	479.5%	\$ 10,990	\$ 2,000	549.5%	
60020 - Computer Related Supplies	\$ 2,017	\$ 2,819	\$ 7,642	\$ 1,625	\$ 7,459	\$ 2,500	298.3%	\$ 387	\$ 2,500	15.5%	
60080 - Employee Recognition Supplies	\$ 335	\$ 710	\$ 803	\$ 1,133	\$ 1,461	\$ 800	182.7%	\$ 1,336	\$ 800	167.0%	
60265 - Public Health Commodities - Coronavirus	\$ -	\$ -	\$ -	\$ -	\$ -	\$ -	0.0%	\$ -	\$ -	0.0%	
64000 - Telephone	\$ 55,257	\$ 60,155	\$ 95,543	\$ 116,857	\$ 121,755	\$ -	0.0%	\$ 49,771	\$ -	0.0%	
Capital	\$ -	\$ -	\$ 69,211	\$ -	\$ -	\$ -	0.0%	\$ 14,500	\$ -	0.0%	
70120 - Special Purpose Equipment	\$ -	\$ -	\$ 69,211	\$ -	\$ -	\$ -	0.0%	\$ 14,500	\$ -	0.0%	

Committee Expense Budget Report - by Account Detail
Through October 31, 2024 (91.67% YTD, 88.46% Payroll Expense through Pay Period Ending 10/12/2024)
***2019, 2020, 2021, 2022, 2023 Actual Full Fiscal Year**

Department / Fund / Account Classification	2019 Actual Amount*	2020 Actual Amount*	2021 Actual Amount*	2022 Actual Amount*	2023 Actual Amount*	2023 Adopted Budget	2023 YTD% Actual/Budget	2024 Actual Amount	2024 Adopted Budget	2024 YTD% Actual/Budget	2019 - 2024 Trend
Contingency and Other	\$ -	\$ -	\$ -	\$ -	\$ -	\$ 1,719	0.0%	\$ -	\$ -	0.0%	
89000 - Addition to Fund Balance	\$ -	\$ -	\$ -	\$ -	\$ -	\$ 1,719	0.0%	\$ -	\$ -	0.0%	
Transfers Out	\$ 110,544	\$ 110,543	\$ 111,151	\$ 108,445	\$ 110,973	\$ 110,973	100.0%	\$ 105,650	\$ 105,650	100.0%	
99000 - Transfer To Other Funds	\$ 110,544	\$ 110,543	\$ 111,151	\$ -	\$ -	\$ -	0.0%	\$ -	\$ -	0.0%	
99001 - Transfer to General Fund 001	\$ -	\$ -	\$ -	\$ 108,445	\$ 110,973	\$ 110,973	100.0%	\$ 105,650	\$ 105,650	100.0%	
Grand Total	\$ 2,052,225	\$ 2,182,004	\$ 2,347,896	\$ 2,381,391	\$ 2,901,658	\$ 2,422,913	114.5%	\$ 2,635,115	\$ 2,592,918	95.4%	

Committee Revenue Budget Report - by Account Detail

Through October 31, 2024 (91.67% YTD)

*2019, 2020, 2021, 2022, 2023 Actual Full Fiscal Year

Department / Fund / Account Classification	2019 Actual Amount*	2020 Actual Amount*	2021 Actual Amount*	2022 Actual Amount*	2023 Actual Amount*	2023 Adopted Budget	2023 YTD% Actual/Budget	2024 Actual Amount	2024 Adopted Budget	2024 YTD% Actual/Budget	2019 - 2024 Trend
430 Court Services	\$ 7,097,581	\$ 8,753,626	\$ 8,635,112	\$ 8,600,298	\$ 9,647,813	\$ 9,358,889	103.1%	\$ 8,032,086	\$ 9,362,389	75.6%	
001 General Fund	\$ 4,704,483	\$ 6,921,401	\$ 6,865,452	\$ 7,314,443	\$ 8,096,739	\$ 7,038,472	115.0%	\$ 6,848,073	\$ 7,137,972	89.1%	
Revenue	\$ 4,704,483	\$ 6,921,401	\$ 6,865,452	\$ 7,314,443	\$ 8,096,739	\$ 7,038,472	115.0%	\$ 6,848,073	\$ 7,137,972	89.1%	
Transfers In	\$ -	\$ 175,939	\$ -	\$ -	\$ -	\$ -	0.0%	\$ -	\$ -	0.0%	
39000 - Transfer From Other Funds	\$ -	\$ 175,939	\$ -	\$ -	\$ -	\$ -	0.0%	\$ -	\$ -	0.0%	
Charges for Services	\$ 155,806	\$ 152,568	\$ 123,996	\$ 109,066	\$ 112,541	\$ 106,500	105.7%	\$ 88,374	\$ 106,000	83.4%	
34480 - KIDS Program Fees	\$ 118,137	\$ 107,730	\$ 113,378	\$ 99,810	\$ 98,033	\$ 100,000	98.0%	\$ 85,028	\$ 100,000	85.0%	
34490 - Electronic Monitoring Fees	\$ 29,458	\$ 43,526	\$ 8,153	\$ 7,772	\$ 5,279	\$ 5,000	105.6%	\$ 1,030	\$ 5,000	20.6%	
34500 - JCS Custody Parental Sup Fees	\$ 553	\$ 352	\$ -	\$ -	\$ -	\$ 500	0.0%	\$ -	\$ -	0.0%	
34520 - Mental Health/Specialty Court Fees	\$ -	\$ -	\$ -	\$ -	\$ 8,300	\$ -	0.0%	\$ -	\$ -	0.0%	
34880 - Interstate Compact Fees	\$ 1,171	\$ 942	\$ 1,664	\$ 1,259	\$ 875	\$ 1,000	87.5%	\$ 1,263	\$ 1,000	126.3%	
35050 - Domestic Violence GPS Fees	\$ 6,488	\$ 18	\$ 802	\$ 224	\$ 54	\$ -	0.0%	\$ 1,053	\$ -	0.0%	
Grants	\$ -	\$ -	\$ -	\$ -	\$ -	\$ -	0.0%	\$ 2,500	\$ -	0.0%	
32100 - Treatment Alt Court Grant	\$ -	\$ -	\$ -	\$ -	\$ -	\$ -	0.0%	\$ 2,500	\$ -	0.0%	
Reimbursements	\$ 4,548,676	\$ 6,592,894	\$ 6,741,456	\$ 7,205,378	\$ 7,984,198	\$ 6,931,972	115.2%	\$ 6,757,200	\$ 7,031,972	89.1%	
37080 - Probation Salary Reimbursement	\$ 3,571,474	\$ 5,623,696	\$ 5,768,271	\$ 5,828,269	\$ 6,498,090	\$ 5,845,772	111.2%	\$ 5,900,275	\$ 5,845,772	92.3%	
37090 - Youth Home Reimbursement	\$ 886,478	\$ 875,427	\$ 885,349	\$ 1,261,454	\$ 1,376,154	\$ 1,000,000	137.6%	\$ 733,533	\$ 1,100,000	66.7%	
37275 - Victim Impact Panel Reimbursement	\$ 23,050	\$ -	\$ -	\$ -	\$ -	\$ -	0.0%	\$ -	\$ -	0.0%	
37550 - Treatment Alt Court Reimbursement	\$ 4,582	\$ 5,450	\$ 5,150	\$ 7,546	\$ 8,726	\$ 5,200	167.8%	\$ 3,927	\$ 5,200	75.5%	
37570 - IL State Board Education (ISBE) Reimbursement	\$ 59,214	\$ 78,636	\$ 82,375	\$ 108,108	\$ 101,228	\$ 80,000	126.5%	\$ 92,590	\$ 80,000	115.7%	
37900 - Miscellaneous Reimbursement	\$ 3,879	\$ 9,685	\$ 310	\$ -	\$ -	\$ 1,000	0.0%	\$ 26,874	\$ 1,000	2,687.4%	
270 Probation Services	\$ 1,311,464	\$ 1,160,904	\$ 1,040,045	\$ 827,911	\$ 793,545	\$ 1,607,100	49.4%	\$ 672,132	\$ 1,546,100	31.7%	
Revenue	\$ 1,311,464	\$ 1,160,904	\$ 1,040,045	\$ 827,911	\$ 793,545	\$ 1,607,100	49.4%	\$ 672,132	\$ 1,546,100	31.7%	
Interest Revenue	\$ -	\$ -	\$ -	\$ -	\$ 40,408	\$ -	0.0%	\$ 54,562	\$ -	0.0%	
38000 - Investment Income	\$ -	\$ -	\$ -	\$ -	\$ 40,408	\$ -	0.0%	\$ 54,562	\$ -	0.0%	
Other	\$ 30	\$ -	\$ -	\$ -	\$ -	\$ 496,100	0.0%	\$ -	\$ 496,100	0.0%	
38900 - Miscellaneous Other	\$ 30	\$ -	\$ -	\$ -	\$ -	\$ -	0.0%	\$ -	\$ -	0.0%	
39900 - Fund Balance Utilization	\$ -	\$ -	\$ -	\$ -	\$ -	\$ 496,100	0.0%	\$ -	\$ 496,100	0.0%	
Transfers In	\$ -	\$ -	\$ 79,100	\$ -	\$ -	\$ -	0.0%	\$ -	\$ -	0.0%	
39000 - Transfer From Other Funds	\$ -	\$ -	\$ 79,100	\$ -	\$ -	\$ -	0.0%	\$ -	\$ -	0.0%	
Charges for Services	\$ 1,297,769	\$ 1,147,214	\$ 950,310	\$ 822,401	\$ 749,391	\$ 1,096,000	68.4%	\$ 610,322	\$ 1,042,500	58.5%	
34540 - DNA Indexing Fees	\$ 2,509	\$ 1,653	\$ 1,289	\$ 1,497	\$ 1,133	\$ 7,000	16.2%	\$ 559	\$ 1,500	37.3%	
34550 - GPS Monitoring Fees	\$ 8,772	\$ 5,838	\$ 6,066	\$ 926	\$ 1,221	\$ 2,500	48.8%	\$ 99	\$ 2,500	4.0%	
35060 - Risk Assessment Fees	\$ 1,460	\$ 435	\$ 238	\$ 606	\$ 50	\$ 1,500	3.3%	\$ 181	\$ 500	36.3%	
35200 - Protective Order Violation Fees	\$ 6,322	\$ 2,506	\$ 5,031	\$ 1,961	\$ 3,321	\$ 5,000	66.4%	\$ 1,826	\$ 3,000	60.9%	
35290 - Probation Fee Court Cost	\$ 191,438	\$ 169,557	\$ 175,564	\$ 179,292	\$ 189,151	\$ 180,000	105.1%	\$ 172,474	\$ 180,000	95.8%	
35900 - Miscellaneous Fees	\$ 1,087,269	\$ 967,226	\$ 762,122	\$ 638,120	\$ 554,515	\$ 900,000	61.6%	\$ 435,184	\$ 855,000	50.9%	
Grants	\$ -	\$ -	\$ -	\$ -	\$ -	\$ -	0.0%	\$ -	\$ -	0.0%	
32120 - Specialized Sex Offender Grant	\$ -	\$ -	\$ -	\$ -	\$ -	\$ -	0.0%	\$ -	\$ -	0.0%	
Reimbursements	\$ 13,665	\$ 13,690	\$ 10,635	\$ 5,510	\$ 3,746	\$ 15,000	25.0%	\$ 7,248	\$ 7,500	96.6%	
37120 - Polygraph Testing Reimbursement	\$ 7,665	\$ 4,690	\$ 2,635	\$ 1,510	\$ 1,664	\$ 5,000	33.3%	\$ 2,300	\$ 2,500	92.0%	
37900 - Miscellaneous Reimbursement	\$ 6,000	\$ 9,000	\$ 8,000	\$ 4,000	\$ 2,082	\$ 10,000	20.8%	\$ 4,948	\$ 5,000	99.0%	
271 Substance Abuse Screening	\$ 91,914	\$ 59,059	\$ 30,822	\$ 9,279	\$ 38,131	\$ 80,000	47.7%	\$ 18,179	\$ 45,000	40.4%	
Revenue	\$ 91,914	\$ 59,059	\$ 30,822	\$ 9,279	\$ 38,131	\$ 80,000	47.7%	\$ 18,179	\$ 45,000	40.4%	
Interest Revenue	\$ 12,274	\$ 7,913	\$ (39)	\$ (6,698)	\$ 25,388	\$ -	0.0%	\$ 10,370	\$ -	0.0%	
38000 - Investment Income	\$ 12,274	\$ 7,913	\$ (39)	\$ (6,698)	\$ 25,388	\$ -	0.0%	\$ 10,370	\$ -	0.0%	
Transfers In	\$ -	\$ -	\$ 12,303	\$ 1,897	\$ -	\$ -	0.0%	\$ -	\$ -	0.0%	
39000 - Transfer From Other Funds	\$ -	\$ -	\$ 12,303	\$ 1,897	\$ -	\$ -	0.0%	\$ -	\$ -	0.0%	
Charges for Services	\$ 79,640	\$ 51,146	\$ 18,558	\$ 14,080	\$ 12,743	\$ 80,000	15.9%	\$ 7,810	\$ 45,000	17.4%	
34530 - Substance Abuse Screening Fees	\$ 79,640	\$ 51,146	\$ 18,558	\$ 14,080	\$ 12,743	\$ 80,000	15.9%	\$ 7,810	\$ 45,000	17.4%	

Committee Revenue Budget Report - by Account Detail
Through October 31, 2024 (91.67% YTD)
***2019, 2020, 2021, 2022, 2023 Actual Full Fiscal Year**

Department / Fund / Account Classification	2019 Actual Amount*	2020 Actual Amount*	2021 Actual Amount*	2022 Actual Amount*	2023 Actual Amount*	2023 Adopted Budget	2023 YTD% Actual/Budget	2024 Actual Amount	2024 Adopted Budget	2024 YTD% Actual/Budget	2019 - 2024 Trend
273 Drug Court Special Resources	\$ 911,804	\$ 569,510	\$ 684,993	\$ 437,726	\$ 696,561	\$ 622,517	111.9%	\$ 475,371	\$ 622,517	76.4%	
Revenue	\$ 911,804	\$ 569,510	\$ 684,993	\$ 437,726	\$ 696,561	\$ 622,517	111.9%	\$ 475,371	\$ 622,517	76.4%	
Interest Revenue	\$ 9,985	\$ 5,169	\$ 1,026	\$ (14,530)	\$ 57,111	\$ -	0.0%	\$ 32,893	\$ -	0.0%	
38000 - Investment Income	\$ 9,985	\$ 5,169	\$ 1,026	\$ (14,530)	\$ 57,111	\$ -	0.0%	\$ 32,893	\$ -	0.0%	
Transfers In	\$ 740,635	\$ 357,303	\$ 434,806	\$ 378,350	\$ 373,350	\$ 373,350	100.0%	\$ 373,350	\$ 373,350	100.0%	
39000 - Transfer From Other Funds	\$ 740,635	\$ 357,303	\$ 434,806	\$ 5,000	\$ -	\$ -	0.0%	\$ -	\$ -	0.0%	
39270 - Transfer from Probation Services Fund 270	\$ -	\$ -	\$ -	\$ 373,350	\$ 373,350	\$ 373,350	100.0%	\$ 373,350	\$ 373,350	100.0%	
Charges for Services	\$ 78,816	\$ 67,673	\$ 82,374	\$ 73,696	\$ 75,389	\$ 80,000	94.2%	\$ 69,113	\$ 80,000	86.4%	
34820 - Drug Court Fees	\$ 78,816	\$ 67,673	\$ 82,374	\$ 73,696	\$ 75,389	\$ 80,000	94.2%	\$ 69,113	\$ 80,000	86.4%	
Fines	\$ 1,620	\$ 945	\$ 120	\$ 210	\$ -	\$ 2,500	0.0%	\$ 15	\$ 2,500	0.6%	
36020 - Drug Fines	\$ 1,620	\$ 945	\$ 120	\$ 210	\$ -	\$ 2,500	0.0%	\$ 15	\$ 2,500	0.6%	
Grants	\$ 80,747	\$ 138,420	\$ 166,667	\$ -	\$ 190,710	\$ 166,667	114.4%	\$ -	\$ 166,667	0.0%	
32115 - Bureau of Justice Assistance Grant	\$ 80,747	\$ 138,420	\$ 166,667	\$ -	\$ 190,710	\$ 166,667	114.4%	\$ -	\$ 166,667	0.0%	
275 Juvenile Drug Court	\$ 35,575	\$ 24,164	\$ -	\$ -	\$ -	\$ -	0.0%	\$ -	\$ -	0.0%	
Revenue	\$ 35,575	\$ 24,164	\$ -	\$ -	\$ -	\$ -	0.0%	\$ -	\$ -	0.0%	
Interest Revenue	\$ 1,796	\$ 1,618	\$ -	\$ -	\$ -	\$ -	0.0%	\$ -	\$ -	0.0%	
38000 - Investment Income	\$ 1,796	\$ 1,618	\$ -	\$ -	\$ -	\$ -	0.0%	\$ -	\$ -	0.0%	
Other	\$ -	\$ -	\$ -	\$ -	\$ -	\$ -	0.0%	\$ -	\$ -	0.0%	
39900 - Fund Balance Utilization	\$ -	\$ -	\$ -	\$ -	\$ -	\$ -	0.0%	\$ -	\$ -	0.0%	
Transfers In	\$ -	\$ -	\$ -	\$ -	\$ -	\$ -	0.0%	\$ -	\$ -	0.0%	
39000 - Transfer From Other Funds	\$ -	\$ -	\$ -	\$ -	\$ -	\$ -	0.0%	\$ -	\$ -	0.0%	
Charges for Services	\$ 33,778	\$ 22,546	\$ -	\$ -	\$ -	\$ -	0.0%	\$ -	\$ -	0.0%	
34820 - Drug Court Fees	\$ 33,778	\$ 22,546	\$ -	\$ -	\$ -	\$ -	0.0%	\$ -	\$ -	0.0%	
276 Probation Victim Services	\$ 14,398	\$ 9,400	\$ 13,119	\$ 10,233	\$ 13,392	\$ 10,000	133.9%	\$ 8,394	\$ 10,000	83.9%	
Revenue	\$ 14,398	\$ 9,400	\$ 13,119	\$ 10,233	\$ 13,392	\$ 10,000	133.9%	\$ 8,394	\$ 10,000	83.9%	
Interest Revenue	\$ 852	\$ 177	\$ (6)	\$ (565)	\$ 1,935	\$ -	0.0%	\$ 1,023	\$ -	0.0%	
38000 - Investment Income	\$ 852	\$ 177	\$ (6)	\$ (565)	\$ 1,935	\$ -	0.0%	\$ 1,023	\$ -	0.0%	
Other	\$ -	\$ -	\$ -	\$ -	\$ -	\$ -	0.0%	\$ -	\$ -	0.0%	
39900 - Fund Balance Utilization	\$ -	\$ -	\$ -	\$ -	\$ -	\$ -	0.0%	\$ -	\$ -	0.0%	
Transfers In	\$ -	\$ -	\$ -	\$ -	\$ 2,200	\$ -	0.0%	\$ -	\$ -	0.0%	
39000 - Transfer From Other Funds	\$ -	\$ -	\$ -	\$ -	\$ 2,200	\$ -	0.0%	\$ -	\$ -	0.0%	
Charges for Services	\$ 13,546	\$ 9,222	\$ 13,125	\$ 10,798	\$ 9,257	\$ 10,000	92.6%	\$ 7,371	\$ 10,000	73.7%	
35180 - Probation Victim Services Fees	\$ 13,546	\$ 9,222	\$ 13,125	\$ 10,798	\$ 9,257	\$ 10,000	92.6%	\$ 7,371	\$ 10,000	73.7%	
277 Victim Impact Panel	\$ 27,424	\$ 8,865	\$ (9)	\$ (45)	\$ 8,148	\$ -	0.0%	\$ 150	\$ -	0.0%	
Revenue	\$ 27,424	\$ 8,865	\$ (9)	\$ (45)	\$ 8,148	\$ -	0.0%	\$ 150	\$ -	0.0%	
Interest Revenue	\$ 74	\$ 25	\$ (9)	\$ (45)	\$ 548	\$ -	0.0%	\$ 150	\$ -	0.0%	
38000 - Investment Income	\$ 74	\$ 25	\$ (9)	\$ (45)	\$ 548	\$ -	0.0%	\$ 150	\$ -	0.0%	
Transfers In	\$ -	\$ -	\$ -	\$ -	\$ 7,600	\$ -	0.0%	\$ -	\$ -	0.0%	
39000 - Transfer From Other Funds	\$ -	\$ -	\$ -	\$ -	\$ 7,600	\$ -	0.0%	\$ -	\$ -	0.0%	
Charges for Services	\$ 27,350	\$ 8,840	\$ -	\$ -	\$ -	\$ -	0.0%	\$ -	\$ -	0.0%	
35365 - Victim Impact Panel Fees	\$ 27,350	\$ 8,840	\$ -	\$ -	\$ -	\$ -	0.0%	\$ -	\$ -	0.0%	
278 Juvenile Justice Donation Fund	\$ 519	\$ 324	\$ 689	\$ 748	\$ 1,291	\$ 700	184.4%	\$ 3,635	\$ 700	519.3%	
Revenue	\$ 519	\$ 324	\$ 689	\$ 748	\$ 1,291	\$ 700	184.4%	\$ 3,635	\$ 700	519.3%	
Interest Revenue	\$ 155	\$ 76	\$ (2)	\$ (77)	\$ 262	\$ 125	209.5%	\$ 125	\$ 125	99.9%	
38000 - Investment Income	\$ 155	\$ 76	\$ (2)	\$ (77)	\$ 262	\$ 125	209.5%	\$ 125	\$ 125	99.9%	
Other	\$ 365	\$ 248	\$ 691	\$ 825	\$ 1,029	\$ 575	179.0%	\$ 3,510	\$ 575	610.4%	
38520 - General Donations	\$ 365	\$ 248	\$ 691	\$ 825	\$ 1,029	\$ -	0.0%	\$ 3,510	\$ -	0.0%	
38900 - Miscellaneous Other	\$ -	\$ -	\$ -	\$ -	\$ -	\$ 575	0.0%	\$ -	\$ 575	0.0%	

Committee Revenue Budget Report - by Account Detail

Through October 31, 2024 (91.67% YTD)

*2019, 2020, 2021, 2022, 2023 Actual Full Fiscal Year

Department / Fund / Account Classification	2019 Actual Amount*	2020 Actual Amount*	2021 Actual Amount*	2022 Actual Amount*	2023 Actual Amount*	2023 Adopted Budget	2023 YTD% Actual/Budget	2024 Actual Amount	2024 Adopted Budget	2024 YTD% Actual/Budget	2019 - 2024 Trend
279 DUI Court	\$ -	\$ -	\$ -	\$ -	\$ -	\$ -	0.0%	\$ 6,152	\$ -	4.3%	
<i>Revenue</i>	\$ -	\$ -	\$ -	\$ -	\$ -	\$ -	0.0%	\$ 6,152	\$ -	4.3%	
Grants	\$ -	\$ -	\$ -	\$ -	\$ -	\$ -	0.0%	\$ 6,152	\$ -	4.3%	
32724 - DUI Court IDOT Grant	\$ -	\$ -	\$ -	\$ -	\$ -	\$ -	0.0%	\$ 6,152	\$ -	4.3%	
759 Court Svcs Employee Education	\$ -	\$ -	\$ 0	\$ 2	\$ 4	\$ 100	4.4%	\$ -	\$ 100	0.0%	
<i>Revenue</i>	\$ -	\$ -	\$ 0	\$ 2	\$ 4	\$ 100	4.4%	\$ -	\$ 100	0.0%	
Interest Revenue	\$ -	\$ -	\$ 0	\$ 2	\$ 4	\$ 100	4.4%	\$ -	\$ 100	0.0%	
38000 - Investment Income	\$ -	\$ -	\$ 0	\$ 2	\$ 4	\$ 100	4.4%	\$ -	\$ 100	0.0%	
Grand Total	\$ 7,097,581	\$ 8,753,626	\$ 8,635,112	\$ 8,600,298	\$ 9,647,813	\$ 9,358,889	103.1%	\$ 8,032,086	\$ 9,362,389	75.6%	

Committee Expense Budget Report - by Account Detail
Through October 31, 2024 (91.67% YTD, 88.46% Payroll Expense through Pay Period Ending 10/12/2024)
***2019, 2020, 2021, 2022, 2023 Actual Full Fiscal Year**

Department / Fund / Account Classification	2019 Actual Amount*	2020 Actual Amount*	2021 Actual Amount*	2022 Actual Amount*	2023 Actual Amount*	2023 Adopted Budget	2023 YTD% Actual/Budget	2024 Actual Amount	2024 Adopted Budget	2024 YTD% Actual/Budget	2019 - 2024 Trend
430 Court Services	\$ 13,221,085	\$ 12,591,373	\$ 13,822,147	\$ 14,703,171	\$ 15,778,488	\$ 16,605,450	94.4%	\$ 13,245,693	\$ 15,352,407	76.2%	
001 General Fund	\$ 11,482,088	\$ 11,596,968	\$ 12,486,753	\$ 13,185,913	\$ 14,121,759	\$ 14,285,033	98.1%	\$ 11,633,811	\$ 13,127,990	80.6%	
Expenses	\$ 11,482,088	\$ 11,596,968	\$ 12,486,753	\$ 13,185,913	\$ 14,121,759	\$ 14,285,033	98.1%	\$ 11,633,811	\$ 13,127,990	80.6%	
Personnel Services- Salaries & Wages	\$ 8,736,188	\$ 8,688,978	\$ 9,450,226	\$ 9,821,756	\$ 10,621,185	\$ 10,424,165	101.2%	\$ 9,997,270	\$ 11,473,040	78.5%	
40000 - Salaries and Wages	\$ 8,625,930	\$ 9,340,817	\$ 9,368,352	\$ 9,696,426	\$ 10,524,782	\$ 10,618,114	99.1%	\$ 9,938,033	\$ 10,996,952	88.2%	
40002 - Non-Union Wage Increase	\$ -	\$ -	\$ -	\$ -	\$ -	\$ 118,892	0.0%	\$ -	\$ -	0.0%	
40003 - Cost of Living Increase	\$ -	\$ -	\$ -	\$ -	\$ -	\$ -	0.0%	\$ -	\$ -	0.0%	
40005 - New Position Budget Moved to Contingency	\$ -	\$ -	\$ -	\$ -	\$ -	\$ (414,562)	0.0%	\$ -	\$ -	0.0%	
40006 - Union Wage Increase	\$ -	\$ -	\$ -	\$ -	\$ -	\$ -	0.0%	\$ -	\$ 374,367	0.0%	
40007 - Equity Study Adjustments	\$ -	\$ -	\$ -	\$ -	\$ -	\$ -	0.0%	\$ -	\$ -	0.0%	
40009 - Salaries and Wages Subsidy	\$ -	\$ (701,899)	\$ -	\$ -	\$ -	\$ -	0.0%	\$ -	\$ -	0.0%	
40200 - Overtime Salaries	\$ 92,258	\$ 61,136	\$ 63,338	\$ 106,794	\$ 78,046	\$ 76,721	101.7%	\$ 42,737	\$ 76,721	55.7%	
40209 - Overtime Subsidy	\$ -	\$ (26,147)	\$ -	\$ -	\$ -	\$ -	0.0%	\$ -	\$ -	0.0%	
40315 - Kids First Stipend	\$ 18,000	\$ 15,071	\$ 18,536	\$ 18,536	\$ 18,357	\$ 25,000	73.4%	\$ 16,500	\$ 25,000	66.0%	
Personnel Services- Employee Benefits	\$ 1,828,442	\$ 1,762,777	\$ 1,849,083	\$ 1,946,810	\$ 2,133,741	\$ 2,310,916	92.1%	\$ -	\$ -	0.0%	
45000 - Healthcare Contribution	\$ 1,772,494	\$ 1,849,625	\$ 1,791,314	\$ 1,890,486	\$ 2,078,858	\$ 2,250,184	92.1%	\$ -	\$ -	0.0%	
45009 - Healthcare Subsidy	\$ -	\$ (142,205)	\$ -	\$ -	\$ -	\$ -	0.0%	\$ -	\$ -	0.0%	
45010 - Dental Contribution	\$ 55,948	\$ 56,267	\$ 57,769	\$ 56,324	\$ 54,882	\$ 60,732	90.2%	\$ -	\$ -	0.0%	
45019 - Dental Subsidy	\$ -	\$ (910)	\$ -	\$ -	\$ -	\$ -	0.0%	\$ -	\$ -	0.0%	
Contractual Services	\$ 618,403	\$ 776,239	\$ 791,923	\$ 939,896	\$ 987,387	\$ 1,303,572	75.2%	\$ 1,216,091	\$ 1,300,751	90.2%	
50150 - Contractual/Consulting Services	\$ 22,394	\$ 2,100	\$ 3,500	\$ 3,075	\$ 5,800	\$ 16,000	22.4%	\$ 27,211	\$ 13,500	65.9%	
50160 - Legal Services	\$ -	\$ 2,633	\$ -	\$ 9,495	\$ 6,120	\$ 75,000	8.2%	\$ 3,870	\$ 75,000	5.2%	
50200 - Psychological/Psychiatric Svcs	\$ 59,695	\$ 90,840	\$ 106,607	\$ 113,290	\$ 124,675	\$ 100,000	124.7%	\$ 120,908	\$ 98,000	107.0%	
50210 - Medical/Dental/Hospital Services	\$ 302,794	\$ 414,361	\$ 435,569	\$ 436,090	\$ 440,093	\$ 437,193	100.7%	\$ 420,361	\$ 451,038	93.2%	
50235 - Public Health Services - Coronavirus	\$ -	\$ -	\$ -	\$ 100	\$ 9,800	\$ -	0.0%	\$ -	\$ -	0.0%	
50340 - Software Licensing Cost	\$ -	\$ 160	\$ 1,035	\$ 425	\$ 220	\$ -	0.0%	\$ 1,006	\$ -	0.0%	
50420 - Juvenile Board and Care	\$ 25,988	\$ 68,126	\$ 22,778	\$ 32,786	\$ 29,279	\$ 427,036	6.9%	\$ 221,698	\$ 422,036	52.5%	
50480 - Security Services	\$ 7,298	\$ 2,275	\$ -	\$ 150	\$ 21,450	\$ 5,000	429.0%	\$ 23,636	\$ 5,000	472.7%	
50490 - Destruction of Records Services	\$ -	\$ 3,297	\$ 309	\$ 1,890	\$ 189	\$ -	0.0%	\$ 2,318	\$ -	0.0%	
50500 - Lab Services	\$ 9,260	\$ 6,603	\$ 9,182	\$ 35,843	\$ 26,483	\$ 15,000	176.6%	\$ 66,598	\$ 14,000	475.7%	
50530 - Testing Services	\$ -	\$ -	\$ -	\$ -	\$ -	\$ -	0.0%	\$ -	\$ -	0.0%	
50630 - Halfway House	\$ -	\$ -	\$ -	\$ 680	\$ 340	\$ -	0.0%	\$ -	\$ -	0.0%	
52010 - Janitorial Services	\$ 14,573	\$ 17,455	\$ 18,970	\$ 19,524	\$ 22,977	\$ 19,000	120.9%	\$ 15,214	\$ 19,000	80.1%	
52110 - Repairs and Maint- Buildings	\$ 1,931	\$ 1,169	\$ 8,915	\$ 32,453	\$ 11,873	\$ 1,449	819.4%	\$ 2,497	\$ 1,449	172.3%	
52120 - Repairs and Maint- Grounds	\$ -	\$ -	\$ -	\$ 15,850	\$ -	\$ -	0.0%	\$ -	\$ -	0.0%	
52130 - Repairs and Maint- Computers	\$ -	\$ -	\$ -	\$ -	\$ -	\$ 750	0.0%	\$ -	\$ 750	0.0%	
52140 - Repairs and Maint- Copiers	\$ 3,684	\$ 3,176	\$ 3,085	\$ 2,924	\$ 3,774	\$ 6,500	58.1%	\$ 3,534	\$ 6,500	54.4%	
52150 - Repairs and Maint- Comm Equip	\$ 10,845	\$ 24,304	\$ 16,924	\$ 27,308	\$ 43,905	\$ 17,580	249.7%	\$ 67,846	\$ 17,580	300.5%	
52160 - Repairs and Maint- Equipment	\$ 14,641	\$ 19,162	\$ 22,289	\$ 17,392	\$ 7,353	\$ 15,750	46.7%	\$ 7,688	\$ 10,750	71.5%	
52180 - Building Space Rental	\$ 61,733	\$ 62,968	\$ 64,227	\$ 65,512	\$ 67,367	\$ 66,712	101.0%	\$ 62,375	\$ 68,046	91.7%	
52190 - Equipment Rental	\$ 9,112	\$ 9,112	\$ 9,187	\$ 9,112	\$ 8,043	\$ 9,383	85.7%	\$ 8,542	\$ 9,383	91.0%	
52230 - Repairs and Maint- Vehicles	\$ 4,931	\$ 8,494	\$ 13,326	\$ 17,916	\$ 17,033	\$ 15,500	109.9%	\$ 27,723	\$ 17,500	158.4%	
52240 - Repairs and Maint- Office Equip	\$ 1,725	\$ 1,616	\$ 1,927	\$ 3,330	\$ 2,677	\$ 3,425	78.2%	\$ 866	\$ 2,925	29.6%	
52270 - DV GPS Equipment Rental	\$ -	\$ -	\$ -	\$ -	\$ -	\$ -	0.0%	\$ -	\$ -	0.0%	
53000 - Liability Insurance	\$ -	\$ -	\$ -	\$ -	\$ -	\$ -	0.0%	\$ 751	\$ -	0.0%	
53040 - General Advertising	\$ -	\$ 1,176	\$ 9,353	\$ 6,687	\$ -	\$ 2,100	0.0%	\$ 66	\$ 2,000	3.3%	
53050 - Employment Advertising	\$ -	\$ -	\$ 2,119	\$ 12,024	\$ 5,094	\$ 10,000	50.9%	\$ -	\$ 7,500	0.0%	
53060 - General Printing	\$ -	\$ -	\$ 10	\$ -	\$ -	\$ 50	0.0%	\$ -	\$ 50	0.0%	
53100 - Conferences and Meetings	\$ 19,374	\$ 6,302	\$ 20,343	\$ 33,259	\$ 77,887	\$ 19,500	399.4%	\$ 81,415	\$ 21,000	387.7%	
53110 - Employee Training	\$ 28,315	\$ 8,559	\$ 6,787	\$ 28,976	\$ 32,877	\$ 15,100	217.7%	\$ 21,090	\$ 17,600	119.8%	
53120 - Employee Mileage Expense	\$ 3,934	\$ 2,222	\$ 674	\$ 1,087	\$ 1,148	\$ 4,700	24.4%	\$ 2,451	\$ 3,300	74.3%	
53130 - General Association Dues	\$ 1,110	\$ 1,541	\$ 4,653	\$ 687	\$ 4,396	\$ 9,050	48.6%	\$ 7,026	\$ 6,050	116.1%	
53170 - Employee Medical Expense	\$ -	\$ -	\$ -	\$ -	\$ -	\$ -	0.0%	\$ -	\$ -	0.0%	
55000 - Miscellaneous Contractual Exp	\$ 15,066	\$ 18,590	\$ 10,092	\$ 12,032	\$ 16,534	\$ 11,794	140.2%	\$ 19,403	\$ 10,794	179.8%	
55050 - Grant Services	\$ -	\$ -	\$ 62	\$ -	\$ -	\$ -	0.0%	\$ -	\$ -	0.0%	

Committee Expense Budget Report - by Account Detail
Through October 31, 2024 (91.67% YTD, 88.46% Payroll Expense through Pay Period Ending 10/12/2024)
***2019, 2020, 2021, 2022, 2023 Actual Full Fiscal Year**

Department / Fund / Account Classification	2019 Actual Amount*	2020 Actual Amount*	2021 Actual Amount*	2022 Actual Amount*	2023 Actual Amount*	2023 Adopted Budget	2023 YTD% Actual/Budget	2024 Actual Amount	2024 Adopted Budget	2024 YTD% Actual/Budget	2019 - 2024 Trend
Commodities	\$ 283,877	\$ 368,974	\$ 363,521	\$ 460,587	\$ 360,539	\$ 246,380	146.3%	\$ 331,753	\$ 249,199	133.1%	
60000 - Office Supplies	\$ 11,322	\$ 17,639	\$ 15,081	\$ 21,142	\$ 14,100	\$ 13,450	104.8%	\$ 13,372	\$ 9,905	135.0%	
60010 - Operating Supplies	\$ 40,704	\$ 45,900	\$ 74,525	\$ 157,944	\$ 38,725	\$ 48,500	79.8%	\$ 31,930	\$ 34,500	92.5%	
60020 - Computer Related Supplies	\$ 17,707	\$ 18,878	\$ 17,354	\$ 20,334	\$ 25,701	\$ 19,500	131.8%	\$ 40,069	\$ 18,700	214.3%	
60040 - Postage	\$ 302	\$ 7	\$ 28	\$ 82	\$ 184	\$ -	0.0%	\$ 161	\$ -	0.0%	
60050 - Books and Subscriptions	\$ 2,430	\$ 3,019	\$ 2,815	\$ 5,219	\$ 3,982	\$ 3,880	102.6%	\$ 4,018	\$ 3,380	118.9%	
60055 - Office Equipment - Non Capital	\$ 1,758	\$ 32,707	\$ 2,720	\$ 27	\$ -	\$ -	0.0%	\$ -	\$ -	0.0%	
60070 - Computer Hardware- Non Capital	\$ 933	\$ -	\$ 1,903	\$ 7,640	\$ -	\$ -	0.0%	\$ 1,200	\$ -	0.0%	
60100 - Utilities- Water	\$ 12,204	\$ 14,143	\$ 14,422	\$ 16,306	\$ 13,810	\$ 15,000	92.1%	\$ 11,561	\$ 15,000	77.1%	
60160 - Cleaning Supplies	\$ -	\$ -	\$ -	\$ -	\$ -	\$ 200	0.0%	\$ -	\$ 200	0.0%	
60210 - Uniform Supplies	\$ 8,977	\$ 21,037	\$ 17,691	\$ 14,646	\$ 15,071	\$ 11,000	137.0%	\$ 11,299	\$ 11,000	102.7%	
60220 - Weapons and Ammunition	\$ 128	\$ 524	\$ -	\$ -	\$ -	\$ 500	0.0%	\$ -	\$ 500	0.0%	
60230 - Food	\$ 135,817	\$ 186,364	\$ 181,734	\$ 137,549	\$ 162,480	\$ 100,000	162.5%	\$ 146,284	\$ 120,000	121.9%	
60235 - Healthy Food Initiative Supplies	\$ 50	\$ -	\$ -	\$ -	\$ -	\$ -	0.0%	\$ -	\$ -	0.0%	
60240 - Clothing Supplies	\$ -	\$ -	\$ -	\$ -	\$ -	\$ -	0.0%	\$ 1,578	\$ -	0.0%	
60250 - Medical Supplies and Drugs	\$ 7,302	\$ 6,972	\$ 9,665	\$ 14,303	\$ 22,484	\$ 10,800	208.2%	\$ 22,987	\$ 9,800	234.6%	
60265 - Public Health Commodities - Coronavirus	\$ -	\$ -	\$ -	\$ 522	\$ -	\$ -	0.0%	\$ -	\$ -	0.0%	
60270 - Occupational Therapy Supplies	\$ -	\$ -	\$ 167	\$ 692	\$ -	\$ -	0.0%	\$ 149	\$ -	0.0%	
60450 - Drug Court Graduation Supplies	\$ -	\$ 383	\$ 615	\$ -	\$ 179	\$ -	0.0%	\$ 621	\$ -	0.0%	
60460 - Subscription Databases	\$ -	\$ -	\$ -	\$ 380	\$ 1,039	\$ 500	207.7%	\$ 765	\$ 500	153.0%	
60490 - Equipment < \$1000	\$ -	\$ -	\$ -	\$ 4,868	\$ 5,025	\$ -	0.0%	\$ 2,666	\$ -	0.0%	
60500 - Equipment > \$1000	\$ -	\$ -	\$ -	\$ 13,859	\$ 5,662	\$ -	0.0%	\$ -	\$ -	0.0%	
60520 - Incentives	\$ 7,385	\$ 6,118	\$ 6,397	\$ 8,915	\$ 4,520	\$ 8,350	54.1%	\$ 7,967	\$ 8,350	95.4%	
60540 - Testing Materials	\$ 12,760	\$ 8,070	\$ 9,781	\$ 4,860	\$ 9,823	\$ 6,000	163.7%	\$ 7,042	\$ 7,500	93.9%	
60550 - Peer Group Activities Supplies	\$ -	\$ 166	\$ -	\$ 140	\$ 490	\$ -	0.0%	\$ 752	\$ -	0.0%	
60580 - Special Purpose Equip - Non-Capital	\$ 17,815	\$ -	\$ -	\$ 221	\$ -	\$ -	0.0%	\$ -	\$ -	0.0%	
60590 - Communication Equip - Non-Capital	\$ 563	\$ -	\$ -	\$ -	\$ -	\$ -	0.0%	\$ -	\$ -	0.0%	
63040 - Fuel- Vehicles	\$ 5,201	\$ 3,515	\$ 7,833	\$ 12,106	\$ 12,937	\$ 8,700	148.7%	\$ 8,623	\$ 9,864	87.4%	
64010 - Cellular Phone	\$ -	\$ 2,765	\$ -	\$ 18,831	\$ 18,662	\$ -	0.0%	\$ 15,587	\$ -	0.0%	
65000 - Miscellaneous Supplies	\$ 519	\$ 769	\$ 792	\$ -	\$ 5,664	\$ -	0.0%	\$ 3,123	\$ -	0.0%	
Capital	\$ 15,177	\$ -	\$ 32,000	\$ 16,864	\$ 18,908	\$ -	100.0%	\$ 88,698	\$ 105,000	84.5%	
70050 - Printers	\$ -	\$ -	\$ -	\$ -	\$ -	\$ -	0.0%	\$ -	\$ -	0.0%	
70060 - Communications Equipment	\$ -	\$ -	\$ -	\$ -	\$ -	\$ -	0.0%	\$ -	\$ -	0.0%	
70070 - Automotive Equipment	\$ -	\$ -	\$ -	\$ -	\$ -	\$ -	0.0%	\$ 88,698	\$ 105,000	84.5%	
70080 - Office Furniture	\$ -	\$ -	\$ -	\$ 1,365	\$ -	\$ -	0.0%	\$ -	\$ -	0.0%	
70090 - Office Equipment	\$ 15,177	\$ -	\$ -	\$ -	\$ -	\$ -	0.0%	\$ -	\$ -	0.0%	
70110 - Machinery and Equipment	\$ -	\$ -	\$ -	\$ -	\$ -	\$ -	0.0%	\$ -	\$ -	0.0%	
70120 - Special Purpose Equipment	\$ -	\$ -	\$ -	\$ -	\$ 18,908	\$ -	100.0%	\$ -	\$ -	0.0%	
72010 - Building Improvements	\$ -	\$ -	\$ 32,000	\$ 15,499	\$ -	\$ -	0.0%	\$ -	\$ -	0.0%	
Transfers Out	\$ -	\$ -	\$ -	\$ -	\$ -	\$ -	0.0%	\$ -	\$ -	0.0%	
99200 - Transfer to Court Automation Fund 200	\$ -	\$ -	\$ -	\$ -	\$ -	\$ -	0.0%	\$ -	\$ -	0.0%	
99204 - Transfer to Circuit Clerk Electronic Citation Fund 204	\$ -	\$ -	\$ -	\$ -	\$ -	\$ -	0.0%	\$ -	\$ -	0.0%	
270 Probation Services	\$ 900,112	\$ 687,776	\$ 1,056,382	\$ 1,197,471	\$ 1,246,412	\$ 1,607,100	77.6%	\$ 1,370,478	\$ 1,546,100	64.6%	
Expenses	\$ 900,112	\$ 687,776	\$ 1,056,382	\$ 1,197,471	\$ 1,246,412	\$ 1,607,100	77.6%	\$ 1,370,478	\$ 1,546,100	64.6%	
Contractual Services	\$ 662,816	\$ 425,907	\$ 598,593	\$ 775,101	\$ 854,008	\$ 1,210,000	70.6%	\$ 976,883	\$ 1,149,000	56.6%	
50150 - Contractual/Consulting Services	\$ 36,622	\$ 19,925	\$ 83,596	\$ 87,015	\$ 265,653	\$ 200,000	132.8%	\$ 200,570	\$ 200,000	100.3%	
50160 - Legal Services	\$ 31,153	\$ 10,125	\$ 40,815	\$ 10,463	\$ -	\$ -	0.0%	\$ -	\$ -	0.0%	
50190 - Court Appointed Counsel	\$ -	\$ -	\$ -	\$ -	\$ -	\$ -	0.0%	\$ -	\$ -	0.0%	
50200 - Psychological/Psychiatric Svcs	\$ 446,058	\$ 305,202	\$ 384,233	\$ 530,742	\$ 469,063	\$ 450,000	104.2%	\$ 279,819	\$ 450,000	62.2%	
50340 - Software Licensing Cost	\$ 66,602	\$ 60,390	\$ 69,865	\$ 71,578	\$ 75,905	\$ 75,000	101.2%	\$ 491,246	\$ 75,000	75.5%	
50410 - Polygraph Testing	\$ 10,150	\$ 4,350	\$ 900	\$ 2,650	\$ 2,400	\$ 5,000	48.0%	\$ 4,300	\$ 4,000	107.5%	
50420 - Juvenile Board and Care	\$ -	\$ -	\$ -	\$ -	\$ -	\$ 400,000	0.0%	\$ -	\$ 400,000	0.0%	
50480 - Security Services	\$ 62,061	\$ 23,048	\$ 13,585	\$ 17,264	\$ 5,225	\$ 60,000	8.7%	\$ -	\$ -	0.0%	
50500 - Lab Services	\$ -	\$ -	\$ -	\$ 366	\$ 11	\$ -	0.0%	\$ -	\$ -	0.0%	

Committee Expense Budget Report - by Account Detail
Through October 31, 2024 (91.67% YTD, 88.46% Payroll Expense through Pay Period Ending 10/12/2024)
***2019, 2020, 2021, 2022, 2023 Actual Full Fiscal Year**

Department / Fund / Account Classification	2019 Actual Amount*	2020 Actual Amount*	2021 Actual Amount*	2022 Actual Amount*	2023 Actual Amount*	2023 Adopted Budget	2023 YTD% Actual/Budget	2024 Actual Amount	2024 Adopted Budget	2024 YTD% Actual/Budget	2019 - 2024 Trend
50530 - Testing Services	\$ -	\$ -	\$ -	\$ -	\$ -	\$ -	0.0%	\$ 158	\$ -	0.0%	
53100 - Conferences and Meetings	\$ 3,650	\$ -	\$ 2,732	\$ 4,686	\$ 10,036	\$ 5,000	200.7%	\$ 790	\$ 5,000	15.8%	
53110 - Employee Training	\$ 5,400	\$ -	\$ -	\$ 46,270	\$ 25,715	\$ 4,000	642.9%	\$ -	\$ 4,000	0.0%	
53120 - Employee Mileage Expense	\$ -	\$ -	\$ -	\$ -	\$ -	\$ -	0.0%	\$ -	\$ -	0.0%	
53130 - General Association Dues	\$ 1,120	\$ -	\$ -	\$ 1,200	\$ -	\$ 1,000	0.0%	\$ -	\$ 1,000	0.0%	
55000 - Miscellaneous Contractual Exp	\$ -	\$ 2,867	\$ 2,867	\$ 2,867	\$ -	\$ 10,000	0.0%	\$ -	\$ 10,000	0.0%	
Commodities	\$ 12,691	\$ 2,460	\$ 13,087	\$ 20,616	\$ 19,055	\$ 23,750	80.2%	\$ 20,245	\$ 23,750	85.2%	
60000 - Office Supplies	\$ -	\$ -	\$ -	\$ -	\$ -	\$ 500	0.0%	\$ -	\$ 500	0.0%	
60010 - Operating Supplies	\$ -	\$ -	\$ -	\$ -	\$ -	\$ 500	0.0%	\$ -	\$ 500	0.0%	
60020 - Computer Related Supplies	\$ -	\$ -	\$ 6,200	\$ -	\$ -	\$ 1,000	0.0%	\$ -	\$ 1,000	0.0%	
60050 - Books and Subscriptions	\$ -	\$ -	\$ -	\$ -	\$ -	\$ 1,000	0.0%	\$ -	\$ 1,000	0.0%	
60060 - Computer Software- Non Capital	\$ -	\$ -	\$ -	\$ -	\$ -	\$ 500	0.0%	\$ -	\$ 500	0.0%	
60070 - Computer Hardware- Non Capital	\$ -	\$ -	\$ -	\$ -	\$ -	\$ 5,000	0.0%	\$ -	\$ 5,000	0.0%	
60210 - Uniform Supplies	\$ -	\$ -	\$ -	\$ -	\$ -	\$ 2,500	0.0%	\$ -	\$ 2,500	0.0%	
60220 - Weapons and Ammunition	\$ -	\$ -	\$ -	\$ -	\$ -	\$ -	0.0%	\$ -	\$ -	0.0%	
60250 - Medical Supplies and Drugs	\$ 471	\$ -	\$ -	\$ -	\$ -	\$ 250	0.0%	\$ -	\$ 250	0.0%	
60520 - Incentives	\$ 12,220	\$ 2,460	\$ 5,070	\$ 13,203	\$ 14,157	\$ 2,500	566.3%	\$ 15,900	\$ 2,500	636.0%	
60540 - Testing Materials	\$ -	\$ -	\$ 1,817	\$ 7,413	\$ 4,898	\$ 10,000	49.0%	\$ 4,345	\$ 10,000	43.5%	
Capital	\$ -	\$ 13,705	\$ 17,795	\$ 28,404	\$ -	\$ -	0.0%	\$ -	\$ -	0.0%	
70120 - Special Purpose Equipment	\$ -	\$ -	\$ -	\$ 28,404	\$ -	\$ -	0.0%	\$ -	\$ -	0.0%	
72010 - Building Improvements	\$ -	\$ 13,705	\$ 17,795	\$ -	\$ -	\$ -	0.0%	\$ -	\$ -	0.0%	
Contingency and Other	\$ -	\$ -	\$ -	\$ -	\$ -	\$ -	0.0%	\$ -	\$ -	0.0%	
89000 - Addition to Fund Balance	\$ -	\$ -	\$ -	\$ -	\$ -	\$ -	0.0%	\$ -	\$ -	0.0%	
Transfers Out	\$ 224,606	\$ 245,704	\$ 426,906	\$ 373,350	\$ 373,350	\$ 373,350	100.0%	\$ 373,350	\$ 373,350	100.0%	
99000 - Transfer To Other Funds	\$ 224,606	\$ 245,704	\$ 426,906	\$ -	\$ -	\$ -	0.0%	\$ -	\$ -	0.0%	
99273 - Transfer to Drug Court Special Resources Fund 273	\$ -	\$ -	\$ -	\$ 373,350	\$ 373,350	\$ 373,350	100.0%	\$ 373,350	\$ 373,350	100.0%	
271 Substance Abuse Screening	\$ 23,940	\$ 14,082	\$ 12,880	\$ 30,226	\$ 45,818	\$ 80,000	57.3%	\$ 459	\$ 45,000	1.0%	
Expenses	\$ 23,940	\$ 14,082	\$ 12,880	\$ 30,226	\$ 45,818	\$ 80,000	57.3%	\$ 459	\$ 45,000	1.0%	
Contractual Services	\$ 23,602	\$ 14,082	\$ 12,504	\$ 30,122	\$ 44,955	\$ 75,000	59.9%	\$ -	\$ 40,000	0.0%	
50500 - Lab Services	\$ 23,602	\$ 14,054	\$ 12,466	\$ 30,122	\$ 44,955	\$ 75,000	59.9%	\$ -	\$ 40,000	0.0%	
53040 - General Advertising	\$ -	\$ 28	\$ 38	\$ -	\$ -	\$ -	0.0%	\$ -	\$ -	0.0%	
Commodities	\$ 338	\$ -	\$ 376	\$ 104	\$ 863	\$ 5,000	17.3%	\$ 459	\$ 5,000	9.2%	
60250 - Medical Supplies and Drugs	\$ 338	\$ -	\$ 376	\$ 104	\$ 863	\$ 5,000	17.3%	\$ 459	\$ 5,000	9.2%	
Contingency and Other	\$ -	\$ -	\$ -	\$ -	\$ -	\$ -	0.0%	\$ -	\$ -	0.0%	
89000 - Addition to Fund Balance	\$ -	\$ -	\$ -	\$ -	\$ -	\$ -	0.0%	\$ -	\$ -	0.0%	
273 Drug Court Special Resources	\$ 767,465	\$ 167,445	\$ 266,110	\$ 289,300	\$ 364,137	\$ 622,517	58.5%	\$ 235,444	\$ 622,517	37.8%	
Expenses	\$ 767,465	\$ 167,445	\$ 266,110	\$ 289,300	\$ 364,137	\$ 622,517	58.5%	\$ 235,444	\$ 622,517	37.8%	
Personnel Services- Salaries & Wages	\$ 356,527	\$ -	\$ -	\$ -	\$ -	\$ -	0.0%	\$ -	\$ -	0.0%	
40000 - Salaries and Wages	\$ 354,610	\$ -	\$ -	\$ -	\$ -	\$ -	0.0%	\$ -	\$ -	0.0%	
40200 - Overtime Salaries	\$ 1,918	\$ -	\$ -	\$ -	\$ -	\$ -	0.0%	\$ -	\$ -	0.0%	
Personnel Services- Employee Benefits	\$ 122,018	\$ -	\$ -	\$ -	\$ -	\$ -	0.0%	\$ -	\$ -	0.0%	
45000 - Healthcare Contribution	\$ 57,866	\$ -	\$ -	\$ -	\$ -	\$ -	0.0%	\$ -	\$ -	0.0%	
45010 - Dental Contribution	\$ 2,239	\$ -	\$ -	\$ -	\$ -	\$ -	0.0%	\$ -	\$ -	0.0%	
45100 - FICA/SS Contribution	\$ 26,483	\$ -	\$ -	\$ -	\$ -	\$ -	0.0%	\$ -	\$ -	0.0%	
45200 - IMRF Contribution	\$ 25,600	\$ -	\$ -	\$ -	\$ -	\$ -	0.0%	\$ -	\$ -	0.0%	
53010 - Workers Compensation	\$ 9,831	\$ -	\$ -	\$ -	\$ -	\$ -	0.0%	\$ -	\$ -	0.0%	
Contractual Services	\$ 265,074	\$ 157,537	\$ 255,144	\$ 279,891	\$ 346,277	\$ 602,817	57.4%	\$ 217,233	\$ 602,817	36.0%	
50150 - Contractual/Consulting Services	\$ 36,206	\$ 34,911	\$ 33,146	\$ 35,102	\$ 38,565	\$ 238,030	16.2%	\$ 32,802	\$ 188,030	17.4%	
50200 - Psychological/Psychiatric Srvs	\$ 2,260	\$ -	\$ -	\$ -	\$ 2,768	\$ -	0.0%	\$ 6,193	\$ -	0.0%	
50340 - Software Licensing Cost	\$ -	\$ -	\$ -	\$ 141	\$ 50	\$ -	0.0%	\$ -	\$ -	0.0%	
50500 - Lab Services	\$ 33,773	\$ 18,208	\$ 27,667	\$ 66,166	\$ 101,455	\$ 40,000	253.6%	\$ 49,989	\$ 90,000	55.5%	
50630 - Halfway House	\$ 11,970	\$ 18,595	\$ 12,643	\$ 15,588	\$ 22,035	\$ 28,400	77.6%	\$ 13,034	\$ 28,400	45.9%	
50640 - Residential Treatment	\$ 160,835	\$ 67,804	\$ 156,575	\$ 150,284	\$ 159,600	\$ 280,787	56.8%	\$ 106,885	\$ 280,787	38.1%	

Committee Expense Budget Report - by Account Detail
Through October 31, 2024 (91.67% YTD, 88.46% Payroll Expense through Pay Period Ending 10/12/2024)
***2019, 2020, 2021, 2022, 2023 Actual Full Fiscal Year**

Department / Fund / Account Classification	2019 Actual Amount*	2020 Actual Amount*	2021 Actual Amount*	2022 Actual Amount*	2023 Actual Amount*	2023 Adopted Budget	2023 YTD% Actual/Budget	2024 Actual Amount	2024 Adopted Budget	2024 YTD% Actual/Budget	2019 - 2024 Trend
52230 - Repairs and Maint- Vehicles	\$ 3,019	\$ 2,707	\$ 2,240	\$ 1,189	\$ 1,897	\$ 3,000	63.2%	\$ 2,055	\$ 3,000	68.5%	
52240 - Repairs and Maint- Office Equip	\$ -	\$ 124	\$ 124	\$ 124	\$ 213	\$ -	0.0%	\$ 124	\$ -	0.0%	
53000 - Liability Insurance	\$ 7,354	\$ -	\$ -	\$ -	\$ -	\$ -	0.0%	\$ -	\$ -	0.0%	
53020 - Unemployment Claims	\$ 433	\$ -	\$ -	\$ -	\$ -	\$ -	0.0%	\$ -	\$ -	0.0%	
53040 - General Advertising	\$ -	\$ -	\$ 32	\$ -	\$ -	\$ -	0.0%	\$ -	\$ -	0.0%	
53100 - Conferences and Meetings	\$ 5,930	\$ 14,569	\$ 21,187	\$ 6,957	\$ 8,791	\$ 10,000	87.9%	\$ 4,700	\$ 10,000	47.0%	
53110 - Employee Training	\$ 2,873	\$ -	\$ 1,311	\$ 87	\$ 6,716	\$ 1,500	447.8%	\$ 1,352	\$ 1,500	90.2%	
53120 - Employee Mileage Expense	\$ 280	\$ 619	\$ 78	\$ 39	\$ 39	\$ 600	6.4%	\$ 100	\$ 600	16.6%	
53130 - General Association Dues	\$ 140	\$ -	\$ 140	\$ -	\$ 150	\$ 500	30.0%	\$ -	\$ 500	0.0%	
55000 - Miscellaneous Contractual Exp	\$ -	\$ -	\$ -	\$ 4,213	\$ 3,999	\$ -	0.0%	\$ -	\$ -	0.0%	
Commodities	\$ 23,476	\$ 9,908	\$ 10,966	\$ 9,408	\$ 17,860	\$ 19,700	90.7%	\$ 18,211	\$ 19,700	92.4%	
60000 - Office Supplies	\$ 236	\$ 100	\$ 752	\$ 518	\$ 53	\$ 500	10.6%	\$ 62	\$ 500	12.5%	
60010 - Operating Supplies	\$ 167	\$ 598	\$ 724	\$ 604	\$ 892	\$ 500	178.4%	\$ 634	\$ 500	126.8%	
60040 - Postage	\$ -	\$ -	\$ -	\$ -	\$ 38	\$ 200	18.9%	\$ 10	\$ 200	4.9%	
60050 - Books and Subscriptions	\$ 654	\$ 1,763	\$ 1,160	\$ 184	\$ 2,877	\$ 1,500	191.8%	\$ 1,713	\$ 1,500	114.2%	
60250 - Medical Supplies and Drugs	\$ 338	\$ 506	\$ 225	\$ 865	\$ 475	\$ 500	95.0%	\$ 782	\$ 500	156.4%	
60450 - Drug Court Graduation Supplies	\$ 1,326	\$ 940	\$ 1,731	\$ 973	\$ 1,525	\$ 2,000	76.2%	\$ 966	\$ 2,000	48.3%	
60530 - Sanction Incentives	\$ 16,231	\$ 2,746	\$ 4,168	\$ 3,440	\$ 8,173	\$ 10,000	81.7%	\$ 10,317	\$ 10,000	103.2%	
60550 - Peer Group Activities Supplies	\$ 2,487	\$ 1,456	\$ 910	\$ 1,294	\$ 3,073	\$ 2,000	153.7%	\$ 3,334	\$ 2,000	166.7%	
63040 - Fuel- Vehicles	\$ 2,037	\$ 1,799	\$ 1,297	\$ 1,531	\$ 555	\$ 2,500	22.2%	\$ 393	\$ 2,500	15.7%	
65000 - Miscellaneous Supplies	\$ -	\$ -	\$ -	\$ -	\$ 201	\$ -	0.0%	\$ -	\$ -	0.0%	
Capital	\$ 370	\$ -	\$ -	\$ -	\$ -	\$ -	0.0%	\$ -	\$ -	0.0%	
70060 - Communications Equipment	\$ 232	\$ -	\$ -	\$ -	\$ -	\$ -	0.0%	\$ -	\$ -	0.0%	
70120 - Special Purpose Equipment	\$ 138	\$ -	\$ -	\$ -	\$ -	\$ -	0.0%	\$ -	\$ -	0.0%	
Contingency and Other	\$ -	\$ -	\$ -	\$ -	\$ -	\$ -	0.0%	\$ -	\$ -	0.0%	
89000 - Addition to Fund Balance	\$ -	\$ -	\$ -	\$ -	\$ -	\$ -	0.0%	\$ -	\$ -	0.0%	
275 Juvenile Drug Court	\$ -	\$ 111,486	\$ -	\$ -	\$ -	\$ -	0.0%	\$ -	\$ -	0.0%	
Expenses	\$ -	\$ 111,486	\$ -	\$ -	\$ -	\$ -	0.0%	\$ -	\$ -	0.0%	
Contingency and Other	\$ -	\$ -	\$ -	\$ -	\$ -	\$ -	0.0%	\$ -	\$ -	0.0%	
89000 - Addition to Fund Balance	\$ -	\$ -	\$ -	\$ -	\$ -	\$ -	0.0%	\$ -	\$ -	0.0%	
Transfers Out	\$ -	\$ 111,486	\$ -	\$ -	\$ -	\$ -	0.0%	\$ -	\$ -	0.0%	
99000 - Transfer To Other Funds	\$ -	\$ 111,486	\$ -	\$ -	\$ -	\$ -	0.0%	\$ -	\$ -	0.0%	
276 Probation Victim Services	\$ 24,000	\$ 12,000	\$ -	\$ -	\$ -	\$ 10,000	0.0%	\$ -	\$ 10,000	0.0%	
Expenses	\$ 24,000	\$ 12,000	\$ -	\$ -	\$ -	\$ 10,000	0.0%	\$ -	\$ 10,000	0.0%	
Contractual Services	\$ 12,000	\$ 12,000	\$ -	\$ -	\$ -	\$ 10,000	0.0%	\$ -	\$ 10,000	0.0%	
50590 - Professional Services	\$ 12,000	\$ 12,000	\$ -	\$ -	\$ -	\$ 10,000	0.0%	\$ -	\$ 10,000	0.0%	
Contingency and Other	\$ -	\$ -	\$ -	\$ -	\$ -	\$ -	0.0%	\$ -	\$ -	0.0%	
89000 - Addition to Fund Balance	\$ -	\$ -	\$ -	\$ -	\$ -	\$ -	0.0%	\$ -	\$ -	0.0%	
Transfers Out	\$ 12,000	\$ -	\$ -	\$ -	\$ -	\$ -	0.0%	\$ -	\$ -	0.0%	
99000 - Transfer To Other Funds	\$ 12,000	\$ -	\$ -	\$ -	\$ -	\$ -	0.0%	\$ -	\$ -	0.0%	
277 Victim Impact Panel	\$ 22,750	\$ -	\$ -	\$ -	\$ -	\$ -	0.0%	\$ -	\$ -	0.0%	
Expenses	\$ 22,750	\$ -	\$ -	\$ -	\$ -	\$ -	0.0%	\$ -	\$ -	0.0%	
Contractual Services	\$ 22,750	\$ -	\$ -	\$ -	\$ -	\$ -	0.0%	\$ -	\$ -	0.0%	
50150 - Contractual/Consulting Services	\$ 22,750	\$ -	\$ -	\$ -	\$ -	\$ -	0.0%	\$ -	\$ -	0.0%	
Commodities	\$ -	\$ -	\$ -	\$ -	\$ -	\$ -	0.0%	\$ -	\$ -	0.0%	
60000 - Office Supplies	\$ -	\$ -	\$ -	\$ -	\$ -	\$ -	0.0%	\$ -	\$ -	0.0%	
60010 - Operating Supplies	\$ -	\$ -	\$ -	\$ -	\$ -	\$ -	0.0%	\$ -	\$ -	0.0%	
Contingency and Other	\$ -	\$ -	\$ -	\$ -	\$ -	\$ -	0.0%	\$ -	\$ -	0.0%	
89000 - Addition to Fund Balance	\$ -	\$ -	\$ -	\$ -	\$ -	\$ -	0.0%	\$ -	\$ -	0.0%	
Transfers Out	\$ -	\$ -	\$ -	\$ -	\$ -	\$ -	0.0%	\$ -	\$ -	0.0%	
99000 - Transfer To Other Funds	\$ -	\$ -	\$ -	\$ -	\$ -	\$ -	0.0%	\$ -	\$ -	0.0%	

Committee Expense Budget Report - by Account Detail
Through October 31, 2024 (91.67% YTD, 88.46% Payroll Expense through Pay Period Ending 10/12/2024)
***2019, 2020, 2021, 2022, 2023 Actual Full Fiscal Year**

Department / Fund / Account Classification	2019 Actual Amount*	2020 Actual Amount*	2021 Actual Amount*	2022 Actual Amount*	2023 Actual Amount*	2023 Adopted Budget	2023 YTD% Actual/Budget	2024 Actual Amount	2024 Adopted Budget	2024 YTD% Actual/Budget	2019 - 2024 Trend
278 Juvenile Justice Donation Fund	\$ 732	\$ 1,616	\$ 23	\$ 262	\$ 216	\$ 700	30.9%	\$ 316	\$ 700	45.1%	
Expenses	\$ 732	\$ 1,616	\$ 23	\$ 262	\$ 216	\$ 700	30.9%	\$ 316	\$ 700	45.1%	
Commodities	\$ 732	\$ 1,616	\$ 23	\$ 262	\$ 216	\$ 700	30.9%	\$ 316	\$ 700	45.1%	
60050 - Books and Subscriptions	\$ 732	\$ -	\$ -	\$ -	\$ 216	\$ 600	36.1%	\$ 316	\$ 600	52.7%	
65000 - Miscellaneous Supplies	\$ -	\$ 1,616	\$ 23	\$ 262	\$ -	\$ 100	0.0%	\$ -	\$ 100	0.0%	
279 DUI Court	\$ -	\$ -	\$ -	\$ -	\$ -	\$ -	0.0%	\$ 5,185	\$ -	3.7%	
Expenses	\$ -	\$ -	\$ -	\$ -	\$ -	\$ -	0.0%	\$ 5,185	\$ -	3.7%	
Contractual Services	\$ -	\$ -	\$ -	\$ -	\$ -	\$ -	0.0%	\$ -	\$ -	0.0%	
50200 - Psychological/Psychiatric Svcs	\$ -	\$ -	\$ -	\$ -	\$ -	\$ -	0.0%	\$ -	\$ -	0.0%	
50500 - Lab Services	\$ -	\$ -	\$ -	\$ -	\$ -	\$ -	0.0%	\$ -	\$ -	0.0%	
53100 - Conferences and Meetings	\$ -	\$ -	\$ -	\$ -	\$ -	\$ -	0.0%	\$ -	\$ -	0.0%	
53110 - Employee Training	\$ -	\$ -	\$ -	\$ -	\$ -	\$ -	0.0%	\$ -	\$ -	0.0%	
53120 - Employee Mileage Expense	\$ -	\$ -	\$ -	\$ -	\$ -	\$ -	0.0%	\$ -	\$ -	0.0%	
53130 - General Association Dues	\$ -	\$ -	\$ -	\$ -	\$ -	\$ -	0.0%	\$ -	\$ -	0.0%	
Commodities	\$ -	\$ -	\$ -	\$ -	\$ -	\$ -	0.0%	\$ -	\$ -	0.0%	
60000 - Office Supplies	\$ -	\$ -	\$ -	\$ -	\$ -	\$ -	0.0%	\$ -	\$ -	0.0%	
60010 - Operating Supplies	\$ -	\$ -	\$ -	\$ -	\$ -	\$ -	0.0%	\$ -	\$ -	0.0%	
60050 - Books and Subscriptions	\$ -	\$ -	\$ -	\$ -	\$ -	\$ -	0.0%	\$ -	\$ -	0.0%	
60520 - Incentives	\$ -	\$ -	\$ -	\$ -	\$ -	\$ -	0.0%	\$ -	\$ -	0.0%	
Contingency and Other	\$ -	\$ -	\$ -	\$ -	\$ -	\$ -	0.0%	\$ -	\$ -	0.0%	
89000 - Addition to Fund Balance	\$ -	\$ -	\$ -	\$ -	\$ -	\$ -	0.0%	\$ -	\$ -	0.0%	
Transfers Out	\$ -	\$ -	\$ -	\$ -	\$ -	\$ -	0.0%	\$ 5,185	\$ -	100.0%	
99001 - Transfer to General Fund 001	\$ -	\$ -	\$ -	\$ -	\$ -	\$ -	0.0%	\$ 5,185	\$ -	100.0%	
759 Court Svcs Employee Education	\$ -	\$ -	\$ -	\$ -	\$ 145	\$ 100	145.0%	\$ -	\$ 100	0.0%	
Expenses	\$ -	\$ -	\$ -	\$ -	\$ 145	\$ 100	145.0%	\$ -	\$ 100	0.0%	
Contractual Services	\$ -	\$ -	\$ -	\$ -	\$ 145	\$ -	0.0%	\$ -	\$ -	0.0%	
50165 - Court Services Distributions	\$ -	\$ -	\$ -	\$ -	\$ 145	\$ -	0.0%	\$ -	\$ -	0.0%	
Contingency and Other	\$ -	\$ -	\$ -	\$ -	\$ -	\$ 100	0.0%	\$ -	\$ 100	0.0%	
89000 - Addition to Fund Balance	\$ -	\$ -	\$ -	\$ -	\$ -	\$ 100	0.0%	\$ -	\$ 100	0.0%	
Grand Total	\$ 13,221,085	\$ 12,591,373	\$ 13,822,147	\$ 14,703,171	\$ 15,778,488	\$ 16,605,450	94.4%	\$ 13,245,693	\$ 15,352,407	76.2%	

Committee Revenue Budget Report - by Account Detail

Through October 31, 2024 (91.67% YTD)

*2019, 2020, 2021, 2022, 2023 Actual Full Fiscal Year

Department / Fund / Account Classification	2019 Actual Amount*	2020 Actual Amount*	2021 Actual Amount*	2022 Actual Amount*	2023 Actual Amount*	2023 Adopted Budget	2023 YTD% Actual/Budget	2024 Actual Amount	2024 Adopted Budget	2024 YTD% Actual/Budget	2019 - 2024 Trend
490 Coroner	\$ 165,720	\$ 159,930	\$ 134,951	\$ 187,198	\$ 220,327	\$ 204,818	107.6%	\$ 312,481	\$ 301,634	94.2%	
001 General Fund	\$ 38,047	\$ -	\$ -	\$ -	\$ -	\$ -	0.0%	\$ -	\$ -	0.0%	
Revenue	\$ 38,047	\$ -	\$ -	\$ -	\$ -	\$ -	0.0%	\$ -	\$ -	0.0%	
Transfers In	\$ 8,047	\$ -	\$ -	\$ -	\$ -	\$ -	0.0%	\$ -	\$ -	0.0%	
39000 - Transfer From Other Funds	\$ 8,047	\$ -	\$ -	\$ -	\$ -	\$ -	0.0%	\$ -	\$ -	0.0%	
Charges for Services	\$ 30,000	\$ -	\$ -	\$ -	\$ -	\$ -	0.0%	\$ -	\$ -	0.0%	
34560 - County Coroner Fees	\$ 30,000	\$ -	\$ -	\$ -	\$ -	\$ -	0.0%	\$ -	\$ -	0.0%	
020 The Stipend Fund	\$ -	\$ -	\$ -	\$ -	\$ -	\$ -	0.0%	\$ 6,500	\$ -	0.0%	
Revenue	\$ -	\$ -	\$ -	\$ -	\$ -	\$ -	0.0%	\$ 6,500	\$ -	0.0%	
Reimbursements	\$ -	\$ -	\$ -	\$ -	\$ -	\$ -	0.0%	\$ 6,500	\$ -	0.0%	
37115 - State Stipend Certain EO and DH	\$ -	\$ -	\$ -	\$ -	\$ -	\$ -	0.0%	\$ 6,500	\$ -	0.0%	
289 Coroner Administration	\$ 127,673	\$ 159,930	\$ 134,955	\$ 187,255	\$ 220,142	\$ 204,808	107.5%	\$ 305,903	\$ 301,500	92.3%	
Revenue	\$ 127,673	\$ 159,930	\$ 134,955	\$ 187,255	\$ 220,142	\$ 204,808	107.5%	\$ 305,903	\$ 301,500	92.3%	
Interest Revenue	\$ 4,049	\$ 2,927	\$ (9)	\$ (3,858)	\$ 13,816	\$ -	0.0%	\$ 7,114	\$ -	0.0%	
38000 - Investment Income	\$ 4,049	\$ 2,927	\$ (9)	\$ (3,858)	\$ 13,816	\$ -	0.0%	\$ 7,114	\$ -	0.0%	
Other	\$ 425	\$ -	\$ -	\$ -	\$ -	\$ 23,038	0.0%	\$ -	\$ 24,000	0.0%	
38530 - Auction Sales	\$ 425	\$ -	\$ -	\$ -	\$ -	\$ -	0.0%	\$ -	\$ -	0.0%	
39900 - Fund Balance Utilization	\$ -	\$ -	\$ -	\$ -	\$ -	\$ 23,038	0.0%	\$ -	\$ 24,000	0.0%	
Charges for Services	\$ 118,700	\$ 152,667	\$ 131,042	\$ 176,782	\$ 202,961	\$ 176,417	115.0%	\$ 243,105	\$ 270,000	90.0%	
34560 - County Coroner Fees	\$ 109,625	\$ 141,282	\$ 121,517	\$ 162,357	\$ 192,086	\$ 165,167	116.3%	\$ 234,955	\$ 260,000	90.4%	
34570 - Body Bag Fees	\$ 9,075	\$ 11,385	\$ 9,525	\$ 14,425	\$ 10,875	\$ 11,250	96.7%	\$ 8,150	\$ 10,000	81.5%	
Grants	\$ 4,412	\$ 4,336	\$ 3,922	\$ 14,331	\$ 3,365	\$ 5,353	62.9%	\$ 55,684	\$ 7,500	148.5%	
32367 - Department of Justice Morgue Tech Grant	\$ -	\$ -	\$ -	\$ -	\$ -	\$ -	0.0%	\$ 20,290	\$ -	0.0%	
33551 - Health Department Opiate Grant	\$ -	\$ -	\$ -	\$ -	\$ -	\$ -	0.0%	\$ 30,000	\$ -	100.0%	
33705 - Death Certificate Surcharge Grant	\$ 4,412	\$ 4,336	\$ 3,922	\$ 14,331	\$ 3,365	\$ 5,353	62.9%	\$ 5,394	\$ 7,500	71.9%	
Reimbursements	\$ 87	\$ -	\$ -	\$ -	\$ -	\$ -	0.0%	\$ -	\$ -	0.0%	
37620 - Direct Cremation Reimbursement	\$ -	\$ -	\$ -	\$ -	\$ -	\$ -	0.0%	\$ -	\$ -	0.0%	
37900 - Miscellaneous Reimbursement	\$ 87	\$ -	\$ -	\$ -	\$ -	\$ -	0.0%	\$ -	\$ -	0.0%	
701 Elder Fatality Review Team	\$ -	\$ -	\$ (5)	\$ (57)	\$ 185	\$ 10	1845.4%	\$ 79	\$ 134	58.6%	
Revenue	\$ -	\$ -	\$ (5)	\$ (57)	\$ 185	\$ 10	1845.4%	\$ 79	\$ 134	58.6%	
Interest Revenue	\$ -	\$ -	\$ (5)	\$ (57)	\$ 185	\$ 10	1845.4%	\$ 79	\$ 134	58.6%	
38000 - Investment Income	\$ -	\$ -	\$ (5)	\$ (57)	\$ 185	\$ 10	1845.4%	\$ 79	\$ 134	58.6%	
Grand Total	\$ 165,720	\$ 159,930	\$ 134,951	\$ 187,198	\$ 220,327	\$ 204,818	107.6%	\$ 312,481	\$ 301,634	94.2%	

Committee Expense Budget Report - by Account Detail
Through October 31, 2024 (91.67% YTD, 88.46% Payroll Expense through Pay Period Ending 10/12/2024)
***2019, 2020, 2021, 2022, 2023 Actual Full Fiscal Year**

Department / Fund / Account Classification	2019 Actual Amount*	2020 Actual Amount*	2021 Actual Amount*	2022 Actual Amount*	2023 Actual Amount*	2023 Adopted Budget	2023 YTD% Actual/Budget	2024 Actual Amount	2024 Adopted Budget	2024 YTD% Actual/Budget	2019 - 2024 Trend
490 Coroner	\$ 1,269,860	\$ 1,470,074	\$ 1,537,747	\$ 1,713,340	\$ 1,706,791	\$ 1,722,723	99.2%	\$ 1,402,313	\$ 1,757,068	76.3%	
001 General Fund	\$ 1,188,355	\$ 1,376,902	\$ 1,422,973	\$ 1,580,012	\$ 1,622,566	\$ 1,517,905	107.1%	\$ 1,232,130	\$ 1,455,434	81.8%	
Expenses	\$ 1,188,355	\$ 1,376,902	\$ 1,422,973	\$ 1,580,012	\$ 1,622,566	\$ 1,517,905	107.1%	\$ 1,232,130	\$ 1,455,434	81.8%	
Personnel Services- Salaries & Wages	\$ 628,314	\$ 637,169	\$ 715,456	\$ 781,458	\$ 828,786	\$ 780,566	106.2%	\$ 756,938	\$ 828,234	86.2%	
40000 - Salaries and Wages	\$ 545,207	\$ 562,409	\$ 625,112	\$ 680,517	\$ 726,052	\$ 697,697	104.1%	\$ 657,175	\$ 724,441	90.7%	
40002 - Non-Union Wage Increase	\$ -	\$ -	\$ -	\$ -	\$ -	\$ 15,164	0.0%	\$ -	\$ -	0.0%	
40003 - Cost of Living Increase	\$ -	\$ -	\$ -	\$ -	\$ -	\$ -	0.0%	\$ -	\$ -	0.0%	
40005 - New Position Budget Moved to Contingency	\$ -	\$ -	\$ -	\$ -	\$ -	\$ (36,400)	0.0%	\$ -	\$ -	0.0%	
40007 - Equity Study Adjustments	\$ -	\$ -	\$ -	\$ -	\$ -	\$ -	0.0%	\$ -	\$ -	0.0%	
40009 - Salaries and Wages Subsidy	\$ -	\$ (10,848)	\$ -	\$ -	\$ -	\$ -	0.0%	\$ -	\$ -	0.0%	
40200 - Overtime Salaries	\$ 78,433	\$ 86,582	\$ 90,344	\$ 100,941	\$ 102,734	\$ 104,105	98.7%	\$ 99,763	\$ 103,793	96.1%	
40209 - Overtime Subsidy	\$ -	\$ (974)	\$ -	\$ -	\$ -	\$ -	0.0%	\$ -	\$ -	0.0%	
40300 - Employee Per Diem	\$ 4,674	\$ -	\$ -	\$ -	\$ -	\$ -	0.0%	\$ -	\$ -	0.0%	
Personnel Services- Employee Benefits	\$ 150,374	\$ 159,863	\$ 157,936	\$ 181,642	\$ 197,416	\$ 197,259	100.1%	\$ -	\$ -	0.0%	
45000 - Healthcare Contribution	\$ 146,230	\$ 156,104	\$ 152,791	\$ 176,582	\$ 192,312	\$ 192,231	100.0%	\$ -	\$ -	0.0%	
45009 - Healthcare Subsidy	\$ -	\$ (386)	\$ -	\$ -	\$ -	\$ -	0.0%	\$ -	\$ -	0.0%	
45010 - Dental Contribution	\$ 4,144	\$ 4,153	\$ 5,145	\$ 5,060	\$ 5,104	\$ 5,028	101.5%	\$ -	\$ -	0.0%	
45019 - Dental Subsidy	\$ -	\$ (8)	\$ -	\$ -	\$ -	\$ -	0.0%	\$ -	\$ -	0.0%	
Contractual Services	\$ 402,294	\$ 575,324	\$ 537,341	\$ 607,312	\$ 585,162	\$ 524,580	112.1%	\$ 466,803	\$ 611,700	76.3%	
50150 - Contractual/Consulting Services	\$ 137	\$ 126	\$ 408	\$ 1,218	\$ -	\$ -	0.0%	\$ (30,000)	\$ -	0.0%	
50235 - Public Health Services - Coronavirus	\$ -	\$ -	\$ -	\$ -	\$ -	\$ -	0.0%	\$ -	\$ -	0.0%	
50430 - Autopsies/Consulting	\$ 304,375	\$ 455,700	\$ 416,650	\$ 458,782	\$ 470,500	\$ 399,000	117.9%	\$ 355,550	\$ 460,500	77.2%	
50440 - Forensic Expense	\$ 4,115	\$ -	\$ 1,327	\$ 5,445	\$ 726	\$ 5,000	14.5%	\$ 1,434	\$ 5,000	28.7%	
50450 - Toxicology Expense	\$ 76,397	\$ 102,672	\$ 104,109	\$ 121,444	\$ 100,871	\$ 96,380	104.7%	\$ 124,194	\$ 122,000	101.8%	
50470 - X-Rays	\$ -	\$ 1,327	\$ -	\$ -	\$ -	\$ -	0.0%	\$ -	\$ -	0.0%	
52230 - Repairs and Maint- Vehicles	\$ 4,847	\$ 6,260	\$ 4,379	\$ 5,177	\$ 2,114	\$ 7,500	28.2%	\$ 4,021	\$ 7,500	53.6%	
53100 - Conferences and Meetings	\$ 1,632	\$ 801	\$ 372	\$ 956	\$ 1,845	\$ 3,000	61.5%	\$ 3,093	\$ 3,000	103.1%	
53120 - Employee Mileage Expense	\$ 356	\$ 346	\$ -	\$ 130	\$ -	\$ -	0.0%	\$ -	\$ -	0.0%	
53130 - General Association Dues	\$ 1,719	\$ 2,070	\$ 170	\$ 3,027	\$ 690	\$ 3,200	21.6%	\$ 2,475	\$ 3,200	77.3%	
55000 - Miscellaneous Contractual Exp	\$ 8,718	\$ 6,021	\$ 9,925	\$ 11,135	\$ 8,416	\$ 10,500	105.2%	\$ 6,035	\$ 10,500	57.5%	
Commodities	\$ 7,373	\$ 4,546	\$ 12,241	\$ 9,600	\$ 11,202	\$ 15,500	72.3%	\$ 8,389	\$ 15,500	54.1%	
60010 - Operating Supplies	\$ -	\$ -	\$ -	\$ -	\$ -	\$ -	0.0%	\$ -	\$ -	0.0%	
60050 - Books and Subscriptions	\$ 215	\$ 385	\$ 299	\$ 436	\$ 540	\$ 500	108.0%	\$ 629	\$ 500	125.9%	
60265 - Public Health Commodities - Coronavirus	\$ -	\$ -	\$ -	\$ -	\$ -	\$ -	0.0%	\$ -	\$ -	0.0%	
63040 - Fuel- Vehicles	\$ 7,158	\$ 4,161	\$ 11,942	\$ 9,165	\$ 10,662	\$ 15,000	71.1%	\$ 7,760	\$ 15,000	51.7%	
Transfers Out	\$ -	\$ -	\$ -	\$ -	\$ -	\$ -	0.0%	\$ -	\$ -	0.0%	
99200 - Transfer to Court Automation Fund 200	\$ -	\$ -	\$ -	\$ -	\$ -	\$ -	0.0%	\$ -	\$ -	0.0%	
020 The Stipend Fund	\$ -	\$ -	\$ -	\$ -	\$ -	\$ -	0.0%	\$ 6,997	\$ -	0.0%	
Expenses	\$ -	\$ -	\$ -	\$ -	\$ -	\$ -	0.0%	\$ 6,997	\$ -	0.0%	
Personnel Services- Salaries & Wages	\$ -	\$ -	\$ -	\$ -	\$ -	\$ -	0.0%	\$ 6,500	\$ -	0.0%	
40000 - Salaries and Wages	\$ -	\$ -	\$ -	\$ -	\$ -	\$ -	0.0%	\$ 6,500	\$ -	0.0%	
Personnel Services- Employee Benefits	\$ -	\$ -	\$ -	\$ -	\$ -	\$ -	0.0%	\$ 497	\$ -	0.0%	
45100 - FICA/SS Contribution	\$ -	\$ -	\$ -	\$ -	\$ -	\$ -	0.0%	\$ 497	\$ -	0.0%	
289 Coroner Administration	\$ 81,504	\$ 93,172	\$ 114,774	\$ 133,328	\$ 84,225	\$ 204,808	41.1%	\$ 163,186	\$ 301,500	49.2%	
Expenses	\$ 81,504	\$ 93,172	\$ 114,774	\$ 133,328	\$ 84,225	\$ 204,808	41.1%	\$ 163,186	\$ 301,500	49.2%	
Personnel Services- Salaries & Wages	\$ -	\$ -	\$ -	\$ -	\$ -	\$ -	0.0%	\$ -	\$ -	0.0%	
40000 - Salaries and Wages	\$ -	\$ -	\$ -	\$ -	\$ -	\$ -	0.0%	\$ -	\$ -	0.0%	
Contractual Services	\$ 17,284	\$ 34,266	\$ 32,266	\$ 31,084	\$ 30,088	\$ 51,308	58.6%	\$ 23,116	\$ 73,000	29.6%	
50385 - Direct Cremation	\$ 2,729	\$ 5,040	\$ 6,082	\$ 3,549	\$ 2,600	\$ 7,500	34.7%	\$ 1,992	\$ 7,500	26.6%	
52230 - Repairs and Maint- Vehicles	\$ 25	\$ -	\$ -	\$ -	\$ -	\$ -	0.0%	\$ -	\$ -	0.0%	
53100 - Conferences and Meetings	\$ 3,667	\$ 2,153	\$ 3,666	\$ 2,801	\$ 2,077	\$ 4,000	51.9%	\$ 4,836	\$ 8,000	37.2%	
53110 - Employee Training	\$ 1,229	\$ 3,771	\$ 4,267	\$ 1,694	\$ 8,191	\$ 8,208	99.8%	\$ 2,749	\$ 10,000	27.5%	

Committee Expense Budget Report - by Account Detail
Through October 31, 2024 (91.67% YTD, 88.46% Payroll Expense through Pay Period Ending 10/12/2024)
***2019, 2020, 2021, 2022, 2023 Actual Full Fiscal Year**

Department / Fund / Account Classification	2019 Actual Amount*	2020 Actual Amount*	2021 Actual Amount*	2022 Actual Amount*	2023 Actual Amount*	2023 Adopted Budget	2023 YTD% Actual/Budget	2024 Actual Amount	2024 Adopted Budget	2024 YTD% Actual/Budget	2019 - 2024 Trend
53120 - Employee Mileage Expense	\$ -	\$ -	\$ -	\$ -	\$ -	\$ -	0.0%	\$ -	\$ -	0.0%	
53130 - General Association Dues	\$ -	\$ 549	\$ 2,888	\$ 7,712	\$ 1,285	\$ 5,600	22.9%	\$ 1,030	\$ 7,500	13.7%	
55000 - Miscellaneous Contractual Exp	\$ 9,633	\$ 22,752	\$ 15,363	\$ 15,327	\$ 15,935	\$ 26,000	61.3%	\$ 12,509	\$ 40,000	31.3%	
Commodities	\$ 56,174	\$ 49,431	\$ 67,910	\$ 53,869	\$ 54,137	\$ 88,500	61.2%	\$ 74,487	\$ 133,500	55.4%	
60000 - Office Supplies	\$ 3,313	\$ 1,752	\$ 3,794	\$ 3,048	\$ 2,341	\$ 3,500	66.9%	\$ 1,553	\$ 3,500	44.4%	
60010 - Operating Supplies	\$ 44,780	\$ 42,402	\$ 44,984	\$ 39,785	\$ 50,670	\$ 70,000	72.4%	\$ 66,160	\$ 86,000	76.0%	
60025 - Lab Supplies	\$ -	\$ -	\$ -	\$ -	\$ -	\$ -	0.0%	\$ -	\$ 24,000	0.0%	
60050 - Books and Subscriptions	\$ -	\$ -	\$ -	\$ 432	\$ -	\$ -	0.0%	\$ -	\$ -	0.0%	
60210 - Uniform Supplies	\$ 2,447	\$ 3,115	\$ 3,740	\$ 3,815	\$ 1,126	\$ 5,000	22.5%	\$ 2,255	\$ 8,000	28.2%	
60280 - Body Bags	\$ 5,453	\$ 1,361	\$ 2,604	\$ 6,790	\$ -	\$ 10,000	0.0%	\$ 4,519	\$ 12,000	37.7%	
60290 - Photography Supplies	\$ 180	\$ 800	\$ -	\$ -	\$ -	\$ -	0.0%	\$ -	\$ -	0.0%	
65015 - Miscellaneous Operating Commodity Expenses	\$ -	\$ -	\$ 12,787	\$ -	\$ -	\$ -	0.0%	\$ -	\$ -	0.0%	
Capital	\$ -	\$ 9,476	\$ 14,598	\$ 48,375	\$ -	\$ 65,000	0.0%	\$ 65,583	\$ 95,000	69.0%	
70070 - Automotive Equipment	\$ -	\$ -	\$ -	\$ 48,375	\$ -	\$ 65,000	0.0%	\$ 65,583	\$ 95,000	69.0%	
70120 - Special Purpose Equipment	\$ -	\$ 9,476	\$ 14,598	\$ -	\$ -	\$ -	0.0%	\$ -	\$ -	0.0%	
Transfers Out	\$ 8,047	\$ -	\$ -	\$ -	\$ -	\$ -	0.0%	\$ -	\$ -	0.0%	
99000 - Transfer To Other Funds	\$ 8,047	\$ -	\$ -	\$ -	\$ -	\$ -	0.0%	\$ -	\$ -	0.0%	
701 Elder Fatality Review Team	\$ -	\$ -	\$ -	\$ -	\$ -	\$ 10	0.0%	\$ -	\$ 134	0.0%	
Expenses	\$ -	\$ -	\$ -	\$ -	\$ -	\$ 10	0.0%	\$ -	\$ 134	0.0%	
Contingency and Other	\$ -	\$ -	\$ -	\$ -	\$ -	\$ 10	0.0%	\$ -	\$ 134	0.0%	
89000 - Addition to Fund Balance	\$ -	\$ -	\$ -	\$ -	\$ -	\$ 10	0.0%	\$ -	\$ 134	0.0%	
Grand Total	\$ 1,269,860	\$ 1,470,074	\$ 1,537,747	\$ 1,713,340	\$ 1,706,791	\$ 1,722,723	99.2%	\$ 1,402,313	\$ 1,757,068	76.3%	

Committee Revenue Budget Report - by Account Detail
Through October 31, 2024 (91.67% YTD)
***2019, 2020, 2021, 2022, 2023 Actual Full Fiscal Year**

Department / Fund / Account Classification	2019 Actual Amount*	2020 Actual Amount*	2021 Actual Amount*	2022 Actual Amount*	2023 Actual Amount*	2023 Adopted Budget	2023 YTD% Actual/Budget	2024 Actual Amount	2024 Adopted Budget	2024 YTD% Actual/Budget	2019 - 2024 Trend
510 Emergency Management Services	\$ 119	\$ 3,000	\$ -	\$ -	\$ 8,116	\$ -	8.3%	\$ 65,178	\$ 99,210	65.70%	
001 General Fund	\$ -	\$ -	\$ -	\$ -	\$ -	\$ -	0.0%	\$ 51,198	\$ 90,000	56.89%	
Revenue	\$ -	\$ -	\$ -	\$ -	\$ -	\$ -	0.0%	\$ 51,198	\$ 90,000	56.89%	
Other	\$ -	\$ -	\$ -	\$ -	\$ -	\$ -	0.0%	\$ 2,500	\$ -	0.00%	
38900 - Miscellaneous Other	\$ -	\$ -	\$ -	\$ -	\$ -	\$ -	0.0%	\$ 2,500	\$ -	0.00%	
Reimbursements	\$ -	\$ -	\$ -	\$ -	\$ -	\$ -	0.0%	\$ -	\$ 90,000	0.00%	
37130 - Emergency Mgmt Reimbursement	\$ -	\$ -	\$ -	\$ -	\$ -	\$ -	0.0%	\$ -	\$ 90,000	0.00%	
Grants	\$ -	\$ -	\$ -	\$ -	\$ -	\$ -	0.0%	\$ 48,698	\$ -	0.00%	
33613 - Natural Hazard Mitigation Grant	\$ -	\$ -	\$ -	\$ -	\$ -	\$ -	0.0%	\$ 48,698	\$ -	0.00%	
247 EMA Volunteer Fund	\$ 45	\$ 3,000	\$ -	\$ -	\$ 2,499	\$ -	78.1%	\$ 9,097	\$ 4,277	212.70%	
Revenue	\$ 45	\$ 3,000	\$ -	\$ -	\$ 2,499	\$ -	78.1%	\$ 9,097	\$ 4,277	212.70%	
Interest Revenue	\$ 45	\$ -	\$ -	\$ -	\$ (101)	\$ -	0.0%	\$ 797	\$ 1,277	62.41%	
38000 - Investment Income	\$ 45	\$ -	\$ -	\$ -	\$ (101)	\$ -	0.0%	\$ 797	\$ 1,277	62.41%	
Other	\$ -	\$ 3,000	\$ -	\$ -	\$ 2,600	\$ -	81.3%	\$ 8,300	\$ 3,000	276.67%	
38520 - General Donations	\$ -	\$ 3,000	\$ -	\$ -	\$ 2,600	\$ -	86.7%	\$ 8,300	\$ 3,000	276.67%	
38900 - Miscellaneous Other	\$ -	\$ -	\$ -	\$ -	\$ -	\$ -	0.0%	\$ -	\$ -	0.00%	
248 KC Emergency Planning	\$ 75	\$ -	\$ -	\$ -	\$ 5,617	\$ -	140.4%	\$ 4,882	\$ 4,933	98.97%	
Revenue	\$ 75	\$ -	\$ -	\$ -	\$ 5,617	\$ -	140.4%	\$ 4,882	\$ 4,933	98.97%	
Interest Revenue	\$ 75	\$ -	\$ -	\$ -	\$ (83)	\$ -	0.0%	\$ 632	\$ 933	67.78%	
38000 - Investment Income	\$ 75	\$ -	\$ -	\$ -	\$ (83)	\$ -	0.0%	\$ 632	\$ 933	67.78%	
Other	\$ -	\$ -	\$ -	\$ -	\$ 5,350	\$ -	133.8%	\$ 3,750	\$ 4,000	93.75%	
38520 - General Donations	\$ -	\$ -	\$ -	\$ -	\$ 5,350	\$ -	133.8%	\$ 3,750	\$ 4,000	93.75%	
Reimbursements	\$ -	\$ -	\$ -	\$ -	\$ 350	\$ -	0.0%	\$ 500	\$ -	0.00%	
37900 - Miscellaneous Reimbursement	\$ -	\$ -	\$ -	\$ -	\$ 350	\$ -	0.0%	\$ 500	\$ -	0.00%	
Grand Total	\$ 119	\$ 3,000	\$ -	\$ -	\$ 8,116	\$ -	8.3%	\$ 65,178	\$ 99,210	65.70%	

Committee Expense Budget Report - by Account Detail
Through October 31, 2024 (91.67% YTD, 88.46% Payroll Expense through Pay Period Ending 10/12/2024)
***2019, 2020, 2021, 2022, 2023 Actual Full Fiscal Year**

Department / Fund / Account Classification	2019 Actual Amount*	2020 Actual Amount*	2021 Actual Amount*	2022 Actual Amount*	2023 Actual Amount*	2023 Adopted Budget	2023 YTD% Actual/Budget	2024 Actual Amount	2024 Adopted Budget	2024 YTD% Actual/Budget	2019 - 2024 Trend
510 Emergency Management Services	\$ -	\$ -	\$ -	\$ -	\$ 420,554	\$ -	56.6%	\$ 493,717	\$ 538,045	86.1%	
001 General Fund	\$ -	\$ -	\$ -	\$ -	\$ 417,734	\$ -	56.8%	\$ 487,831	\$ 528,835	86.4%	
Expenses	\$ -	\$ -	\$ -	\$ -	\$ 417,734	\$ -	56.8%	\$ 487,831	\$ 528,835	86.4%	
Personnel Services- Salaries & Wages	\$ -	\$ -	\$ -	\$ -	\$ 325,786	\$ -	65.3%	\$ 352,884	\$ 381,175	84.7%	
40000 - Salaries and Wages	\$ -	\$ -	\$ -	\$ -	\$ 325,786	\$ -	67.2%	\$ 352,884	\$ 381,175	90.2%	
40002 - Non-Union Wage Increase	\$ -	\$ -	\$ -	\$ -	\$ -	\$ -	0.0%	\$ -	\$ -	0.0%	
40003 - Cost of Living Increase	\$ -	\$ -	\$ -	\$ -	\$ -	\$ -	0.0%	\$ -	\$ -	0.0%	
40007 - Equity Study Adjustments	\$ -	\$ -	\$ -	\$ -	\$ -	\$ -	0.0%	\$ -	\$ -	0.0%	
Personnel Services- Employee Benefits	\$ -	\$ -	\$ -	\$ -	\$ 22,771	\$ -	20.7%	\$ -	\$ -	0.0%	
45000 - Healthcare Contribution	\$ -	\$ -	\$ -	\$ -	\$ 22,397	\$ -	20.7%	\$ -	\$ -	0.0%	
45010 - Dental Contribution	\$ -	\$ -	\$ -	\$ -	\$ 373	\$ -	19.2%	\$ -	\$ -	0.0%	
Contractual Services	\$ -	\$ -	\$ -	\$ -	\$ 24,483	\$ -	59.9%	\$ 72,040	\$ 63,440	113.6%	
50150 - Contractual/Consulting Services	\$ -	\$ -	\$ -	\$ -	\$ -	\$ -	0.0%	\$ 45,982	\$ -	0.0%	
52150 - Repairs and Maint- Comm Equip	\$ -	\$ -	\$ -	\$ -	\$ -	\$ -	0.0%	\$ 7,487	\$ 8,325	89.9%	
52160 - Repairs and Maint- Equipment	\$ -	\$ -	\$ -	\$ -	\$ 4,316	\$ -	110.0%	\$ 1,362	\$ 3,100	43.9%	
52190 - Equipment Rental	\$ -	\$ -	\$ -	\$ -	\$ -	\$ -	0.0%	\$ -	\$ -	0.0%	
52230 - Repairs and Maint- Vehicles	\$ -	\$ -	\$ -	\$ -	\$ 8,480	\$ -	70.1%	\$ 9,514	\$ 29,775	32.0%	
53100 - Conferences and Meetings	\$ -	\$ -	\$ -	\$ -	\$ 497	\$ -	110.4%	\$ 411	\$ 600	68.5%	
53110 - Employee Training	\$ -	\$ -	\$ -	\$ -	\$ 1,569	\$ -	27.1%	\$ 2,747	\$ 5,800	47.4%	
53130 - General Association Dues	\$ -	\$ -	\$ -	\$ -	\$ 270	\$ -	60.0%	\$ 349	\$ 430	81.2%	
55000 - Miscellaneous Contractual Exp	\$ -	\$ -	\$ -	\$ -	\$ 9,350	\$ -	108.0%	\$ 4,188	\$ 15,410	27.2%	
Commodities	\$ -	\$ -	\$ -	\$ -	\$ 44,694	\$ -	52.3%	\$ 62,907	\$ 84,220	74.7%	
60000 - Office Supplies	\$ -	\$ -	\$ -	\$ -	\$ 2,875	\$ -	36.3%	\$ 5,648	\$ 10,250	55.1%	
60010 - Operating Supplies	\$ -	\$ -	\$ -	\$ -	\$ 12,433	\$ -	34.8%	\$ 34,655	\$ 35,695	97.1%	
60020 - Computer Related Supplies	\$ -	\$ -	\$ -	\$ -	\$ 6,157	\$ -	55.2%	\$ 5,897	\$ 10,425	56.6%	
60210 - Uniform Supplies	\$ -	\$ -	\$ -	\$ -	\$ 14,974	\$ -	83.6%	\$ 7,076	\$ 9,650	73.3%	
60590 - Communication Equip - Non-Capital	\$ -	\$ -	\$ -	\$ -	\$ 8,254	\$ -	64.3%	\$ 784	\$ 3,000	26.1%	
63040 - Fuel- Vehicles	\$ -	\$ -	\$ -	\$ -	\$ -	\$ -	0.0%	\$ 8,846	\$ 15,200	58.2%	
247 EMA Volunteer Fund	\$ -	\$ -	\$ -	\$ -	\$ 1,741	\$ -	54.4%	\$ 4,349	\$ 4,277	101.7%	
Expenses	\$ -	\$ -	\$ -	\$ -	\$ 1,741	\$ -	54.4%	\$ 4,349	\$ 4,277	101.7%	
Contractual Services	\$ -	\$ -	\$ -	\$ -	\$ 1,018	\$ -	46.3%	\$ 3,103	\$ 2,800	110.8%	
55000 - Miscellaneous Contractual Exp	\$ -	\$ -	\$ -	\$ -	\$ 1,018	\$ -	46.3%	\$ 3,103	\$ 2,800	110.8%	
Commodities	\$ -	\$ -	\$ -	\$ -	\$ 723	\$ -	120.5%	\$ 1,246	\$ 200	622.8%	
60010 - Operating Supplies	\$ -	\$ -	\$ -	\$ -	\$ 723	\$ -	120.5%	\$ 1,246	\$ 200	622.8%	
Contingency and Other	\$ -	\$ -	\$ -	\$ -	\$ -	\$ -	0.0%	\$ -	\$ 1,277	0.0%	
89000 - Addition to Fund Balance	\$ -	\$ -	\$ -	\$ -	\$ -	\$ -	0.0%	\$ -	\$ 1,277	0.0%	
248 KC Emergency Planning	\$ -	\$ -	\$ -	\$ -	\$ 1,080	\$ -	27.0%	\$ 1,537	\$ 4,933	31.2%	
Expenses	\$ -	\$ -	\$ -	\$ -	\$ 1,080	\$ -	27.0%	\$ 1,537	\$ 4,933	31.2%	
Contractual Services	\$ -	\$ -	\$ -	\$ -	\$ 871	\$ -	29.0%	\$ 1,399	\$ 2,001	69.9%	
53070 - Legal Printing	\$ -	\$ -	\$ -	\$ -	\$ -	\$ -	0.0%	\$ -	\$ -	0.0%	
55000 - Miscellaneous Contractual Exp	\$ -	\$ -	\$ -	\$ -	\$ 871	\$ -	29.0%	\$ 1,399	\$ 2,001	69.9%	
Commodities	\$ -	\$ -	\$ -	\$ -	\$ 209	\$ -	24.6%	\$ 138	\$ 850	16.2%	
60000 - Office Supplies	\$ -	\$ -	\$ -	\$ -	\$ -	\$ -	0.0%	\$ -	\$ 50	0.0%	
60010 - Operating Supplies	\$ -	\$ -	\$ -	\$ -	\$ 209	\$ -	44.0%	\$ 138	\$ 475	29.1%	
65000 - Miscellaneous Supplies	\$ -	\$ -	\$ -	\$ -	\$ -	\$ -	0.0%	\$ -	\$ 325	0.0%	
Contingency and Other	\$ -	\$ -	\$ -	\$ -	\$ -	\$ -	0.0%	\$ -	\$ 2,082	0.0%	
89000 - Addition to Fund Balance	\$ -	\$ -	\$ -	\$ -	\$ -	\$ -	0.0%	\$ -	\$ 2,082	0.0%	
Grand Total	\$ -	\$ -	\$ -	\$ -	\$ 420,554	\$ -	56.6%	\$ 493,717	\$ 538,045	86.1%	

**Kane County Purchasing Card Information
Judiciary Safety Committee
October 2024 Statement**

CIRCUIT CLERK			
Transaction Date	Merchant Name	Additional Information	Transaction Amount
10/1/2024	AMAZON.COM*1P7CN1CW3	AMZN.COM/BILL	\$18.56
10/2/2024			\$222.00
10/6/2024			(\$25.00)
10/9/2024			\$975.95
10/11/2024	AMAZON RETA* SO6TC8XM3	WWW.AMAZON.CO	\$32.21
10/18/2024	AMZN MKTP US	AMZN.COM/BILL	\$29.98
10/19/2024	AMAZON MKTPL	AMZN.COM/BILL	\$116.45
10/23/2024	IACO	217-6493418	\$215.00
10/25/2024	AMAZON MKTPL	AMZN.COM/BILL	\$29.06
10/29/2024	KANEIL COURT PYMT	ST. CHARLES	\$2.00
10/29/2024	KANEIL COURT PYMT	ST. CHARLES	(\$2.00)
10/29/2024	KANEIL SERVICE FEE	PLANO	(\$1.00)
10/29/2024	KANEIL SERVICE FEE	PLANO	\$1.00
10/30/2024	AMAZON MKTPL	AMZN.COM/BILL	\$133.95
10/30/2024	AMAZON.COM*LE34C0KJ3	AMZN.COM/BILL	\$22.79
10/30/2024	AMZN MKTP US	AMZN.COM/BILL	\$56.85
Total:			\$1,827.80

CORONER			
Transaction Date	Merchant Name	Additional Information	Transaction Amount
10/1/2024	CHICAGO TRIB SUBSCRIPTIO	312-546-7900	\$40.00
10/1/2024	TLO TRANSUNION	561-988-4200	\$75.00
10/2/2024	AMAZON MKTPL	AMZN.COM/BILL	\$44.97
10/2/2024	JDL CORPORATION	SHIPSHEWANAON	\$195.00
10/3/2024	WAL-MART #5352	BATAVIA	\$18.84
10/7/2024	IL TOLLWAY-AUTOREPLENISH	800-824-7277	\$40.00
10/10/2024	SAMS CLUB #6388	MONTGOMERY	\$155.60
10/11/2024	COSTCO WHSE #1040	ST CHARLES	\$65.06
10/22/2024	ONSTAR, LLC	888-4667827	\$29.99
10/22/2024	THE HOME DEPOT #1957	AURORA	\$51.92
10/23/2024	HOBBY-LOBBY #0197	BATAVIA	\$53.99
10/24/2024	FOX VALLEY PARK DISTRICT	630-897-0516	\$60.00

**Kane County Purchasing Card Information
Judiciary Safety Committee
October 2024 Statement**

10/29/2024	CHICAGO TRIB SUBSCRIPTIO	312-546-7900	\$40.00
10/30/2024	PIRATE SHIP	PRT.SH	\$13.72

Total: \$884.09

COURT SERVICES/COURT SERVICES ADMIN

Transaction Date	Merchant Name	Additional Information	Transaction Amount
9/10/2024			(\$191.23)
9/30/2024			\$20.00
9/30/2024	WAL-MART #5352	BATAVIA	\$425.27
10/2/2024	JEWEL OSCO 3331	ST CHARLES	\$27.98
10/2/2024	JEWEL OSCO 3331	ST CHARLES	\$52.48
10/3/2024	AMAZON MARK* EB8SC4453	HTTPSAMAZON.C	\$180.00
10/7/2024	AMAZON MARK* P74776DV3	HTTPSAMAZON.C	\$171.06
10/7/2024	AMAZON.COM*OV2VL2683	AMZN.COM/BILL	\$419.94
10/9/2024	AMAZON MKTPL	AMZN.COM/BILL	\$34.99
10/9/2024	AMAZON MKTPL	AMZN.COM/BILL	\$34.99
10/9/2024	MEIJER # 182	ST CHARLES	\$83.65
10/10/2024	IL TOLLWAY-AUTOREPLENISH	800-824-7277	\$20.00
10/10/2024	JEWEL OSCO 3331	ST CHARLES	\$106.52
10/10/2024	PANERA BREAD #204090 O	417-268-9612	\$139.53
10/10/2024			\$45.36
10/10/2024			\$376.20
10/10/2024			\$30.00
10/11/2024			\$24.99
10/12/2024			\$73.49
10/14/2024	AMAZON MKTPL	AMZN.COM/BILL	\$106.86
10/15/2024			\$887.66
10/15/2024			\$887.66
10/15/2024			\$91.89
10/15/2024	ZOOM.US 888-799-9666	WWW.ZOOM.US	\$319.80
10/16/2024	AMZN MKTP US	AMZN.COM/BILL	\$28.49
10/16/2024			\$23.59
10/16/2024	WM SUPERCENTER #1814	ELGIN	\$97.91
10/19/2024			\$1,094.80
10/19/2024			\$1,094.80

**Kane County Purchasing Card Information
Judiciary Safety Committee
October 2024 Statement**

10/19/2024			\$1,094.80
10/19/2024			\$1,094.80
10/19/2024			\$1,094.80
10/19/2024			\$37.09
10/21/2024	CHARLIE FOXS PIZZA 1	SAINT CHARLES	\$113.97
10/21/2024	MEIJER # 182	ST CHARLES	\$28.25
10/24/2024			\$277.75
10/25/2024			\$406.05
10/25/2024			\$406.05
10/25/2024			\$406.05
10/25/2024			\$406.05
10/25/2024			\$406.05
10/25/2024			\$376.05
10/25/2024			\$396.05
10/25/2024			\$376.05
10/25/2024			\$376.05
10/25/2024			\$426.05
10/25/2024			\$376.05
10/25/2024			\$406.05
10/25/2024			\$270.70
10/25/2024			\$376.05
10/25/2024			\$406.05
10/25/2024			\$376.05
10/25/2024			\$266.56
10/25/2024	PURCHASED FROM APPA	859-2448206	\$135.00
10/27/2024	NETFLIX	1 8445052993	\$22.99
10/29/2024			\$220.00
10/30/2024	VENTRA GROUP SALES WEBSIT	877-669-8368	\$1,800.00
10/30/2024	WM SUPERCENTER #1814	ELGIN	\$62.28
10/31/2024	AMAZON MKTPL	AMZN.COM/BILL	\$49.95

Total: \$19,198.37

EMERGENCY MANAGEMENT SERVICES

Transaction Date	Merchant Name	Additional Information	Transaction Amount
10/1/2024	EB *2024 ILLINOIS SEAR	801-413-7200	\$28.52

**Kane County Purchasing Card Information
Judiciary Safety Committee
October 2024 Statement**

10/1/2024	EB *2024 ILLINOIS SEAR	801-413-7200	\$217.10
10/3/2024	EB *2024 WHOLE COMMUNI	801-413-7200	\$67.70
10/5/2024	ZOOM.US 888-799-9666	WWW.ZOOM.US	\$319.80
10/8/2024	[REDACTED]		\$733.77
10/15/2024	AMAZON MKTPL	AMZN.COM/BILL	\$27.98
10/17/2024	AMZN MKTP US	AMZN.COM/BILL	\$10.59
10/18/2024	HARNER'S BAKERY	NORTH AURORA	\$36.63
10/19/2024	AMAZON MKTPL	AMZN.COM/BILL	\$49.99
10/21/2024	AMAZON MKTPL	AMZN.COM/BILL	\$181.19
10/23/2024	SAMS CLUB #4942	ELGIN	\$127.98
10/24/2024	AMZN MKTP US	AMZN.COM/BILL	\$428.70
10/28/2024	AMAZON MKTPL	AMZN.COM/BILL	\$691.55
Total:			\$2,921.50

JUDICIARY AND COURTS

Transaction Date	Merchant Name	Additional Information	Transaction Amount
10/1/2024	AMAZON MKTPL	AMZN.COM/BILL	\$81.75
10/4/2024	AMAZON MKTPL	AMZN.COM/BILL	\$71.76
10/5/2024	AMAZON MKTPLACE PMTS	AMZN.COM/BILL	(\$81.75)
10/6/2024	AMAZON MKTPL	AMZN.COM/BILL	\$89.98
10/9/2024	[REDACTED]		\$268.96
10/9/2024	TST* NOTHING BUNDT CAKES	GENEVA	\$145.00
10/11/2024	SQ *COMMUNITY CRISIS CENT	ELGIN	\$60.00
10/11/2024	THE DAILY HERALD	847-4274357	\$143.80
10/16/2024	AMZN MKTP US	AMZN.COM/BILL	\$33.20
10/16/2024	BANNER UP SIGNS	815-8999211	\$240.00
10/17/2024	TST*WEBER GRILL RESTAURA	CHICAGO	\$62.28
10/18/2024	AMAZON MARK* LQ1BE35U3	HTTPSAMAZON.C	\$33.41
10/18/2024	[REDACTED]		\$353.51
10/18/2024	MCDONALD'S F6676	CHICAGO	\$13.18
10/30/2024	SQ *INTERNATIONAL CLOTHIE	GOSQ.COM	\$84.10
Total:			\$1,599.18

KANE COMM

Transaction Date	Merchant Name	Additional Information	Transaction Amount
10/6/2024	FS *TYPINGMASTER	877-3278914	\$49.00

**Kane County Purchasing Card Information
Judiciary Safety Committee
October 2024 Statement**

10/18/2024	COMCAST CHICAGO	800-COMCAST	\$17.91
10/21/2024	AMAZON MKTPL	AMZN.COM/BILL	\$44.95
10/23/2024			\$556.32
10/26/2024	AMAZON MKTPL	AMZN.COM/BILL	\$239.96
10/28/2024	IL DPT PUB HEALTH EMS	2177823300	\$21.00

Total: \$929.14

PUBLIC DEFENDER

Transaction Date	Merchant Name	Additional Information	Transaction Amount
9/30/2024	ILLINOIS STATE BAR ASSOCI	217-5251760	\$70.00
9/30/2024	NATIONAL ASSOCIATION OF	202-872-8600	\$128.40
10/1/2024	AMZN MKTP US	AMZN.COM/BILL	\$16.18
10/2/2024	AMAZON MKTPL	AMZN.COM/BILL	\$81.03
10/2/2024	AMAZON MKTPL	AMZN.COM/BILL	\$33.52
10/2/2024	AMAZON RETA* 6U5ZC0SC3	WWW.AMAZON.CO	\$42.06
10/2/2024	AMAZON RETA* FB3H57103	WWW.AMAZON.CO	\$42.06
10/2/2024	AMAZON.COM*I11707863	AMZN.COM/BILL	\$42.06
10/2/2024	AMAZON.COM*L57FI14L3	AMZN.COM/BILL	\$42.06
10/2/2024	AMAZON.COM*VS2LF8513	AMZN.COM/BILL	\$21.35
10/4/2024	NATIONAL ASSOCIATION OF	202-872-8600	\$884.00
10/14/2024	4IMPRINT, INC	4IMPRINT.COM	\$247.72
10/23/2024	NATIONAL ASSOCIATION OF	202-872-8600	\$30.00
10/28/2024	ZOOM.US 888-799-9666	WWW.ZOOM.US	\$15.99

Total: \$1,696.43

SHERIFF

Transaction Date	Merchant Name	Additional Information	Transaction Amount
9/30/2024	AMZN MKTP US	AMZN.COM/BILL	\$16.82
9/30/2024	GLOCK PROFESSIONAL INC	770-432-1202	\$300.00
9/30/2024	MEIJER # 182	ST CHARLES	\$37.94
9/30/2024	MENARDS BATAVIA IL	BATAVIA	\$77.89
9/30/2024	NCCHC	773-880-1460	\$889.00
9/30/2024	WALGREENS #6796	SOUTH ELGIN	\$275.89
10/1/2024	AMAZON MKTPL	AMZN.COM/BILL	\$73.29
10/1/2024	AMZN MKTP US	AMZN.COM/BILL	\$357.98
10/1/2024	IN *TITLETOWN DRONES	920-6194164	\$178.00

**Kane County Purchasing Card Information
Judiciary Safety Committee
October 2024 Statement**

10/1/2024	ISHI* ISHI 35	WWW.ISHINEWS.	(\$100.00)
10/1/2024	OFFICEMAX/DEPOT 6444	BATAVIA	\$79.17
10/1/2024	OTTO ENGINEERING	847-4287171	\$2,461.48
10/1/2024	SAVAGE TRAINING GROUP	HTTPSSAVAGETR	\$598.00
10/1/2024	TLO TRANSUNION	561-988-4200	\$443.00
10/1/2024	US GAS	708-389-1402	\$61.25
10/2/2024	AMAZON MKTPL	AMZN.COM/BILL	\$47.48
10/2/2024	IATAI	CHICAGO	\$500.00
10/2/2024	PARTNERS AND PAWS VETERI	630-301-2320	\$105.74
10/2/2024	PARTNERS AND PAWS VETERI	630-301-2320	\$529.84
10/2/2024	PARTNERS AND PAWS VETERI	630-301-2320	\$353.20
10/2/2024	PARTNERS AND PAWS VETERI	630-301-2320	\$349.30
10/2/2024	PARTNERS AND PAWS VETERI	630-301-2320	\$90.96
10/2/2024	PARTNERS AND PAWS VETERI	630-301-2320	\$24.55
10/2/2024	TRACTOR SUPPLY #2599	ST. CHARLES	\$175.88
10/2/2024	TRACTOR SUPPLY #2599	ST. CHARLES	(\$16.99)
10/3/2024	IDI	561-757-4000	\$53.25
10/3/2024	SIGMA ALDRICH US	800-3253010	\$250.28
10/4/2024	PRISCO COMMUNITY CENTER	AURORA	\$150.00
10/4/2024	SIGMA ALDRICH US	800-3253010	\$93.47
10/5/2024	AMAZON MKTPLACE PMTS	AMZN.COM/BILL	(\$71.91)
10/5/2024	THUNDER WASH - RANDALL RO	SOUTH ELGIN	\$50.00
10/7/2024	AMZN MKTP US	AMZN.COM/BILL	\$445.72
10/7/2024	CDW GOVT #AA9I24Z	800-808-4239	\$673.62
10/7/2024	CHICAGO TRIB SUBSCRIPTIO	312-546-7900	\$23.96
10/7/2024	ILHIA	WWW.ILHIA.COM	\$1,725.00
10/7/2024	SIGMA ALDRICH US	800-3253010	\$89.56
10/8/2024	AIMPOINT INC.	170-326-3979	\$8,940.00
10/8/2024	AMZN MKTP US	AMZN.COM/BILL	\$14.27
10/8/2024	AXON	800-9782737	\$2,970.00
10/8/2024	ILHIA	WWW.ILHIA.COM	\$690.00
10/8/2024			\$698.97
10/9/2024	AMAZON MKTPL	AMZN.COM/BILL	\$24.47
10/9/2024	CORRECTIONAL COUNSELIN	901-360-1564	\$1,241.21

**Kane County Purchasing Card Information
Judiciary Safety Committee
October 2024 Statement**

10/9/2024	PRO SUB FEE	HTTPSWWW.EVEN	\$15.00
10/10/2024	AMAZON MKTPL	AMZN.COM/BILL	\$17.94
10/10/2024	AMAZON RETA* BE7S94HF3	WWW.AMAZON.CO	\$36.87
10/10/2024	AMZN MKTP US	AMZN.COM/BILL	\$96.58
10/10/2024	CITY AUTO WRECKERS INC	AURORA	\$50.00
10/10/2024	FACTORY CLEANING EQUIPMEN	630-9471003	\$480.00
10/10/2024	PARIS LV ROOM RESRVATION	8662094732	\$1,044.23
10/10/2024	WALGREENS #4179	GENEVA	\$4.29
10/11/2024	AMZN MKTP US	AMZN.COM/BILL	\$186.99
10/11/2024	MIDWAYUSA COM	800-2433220	\$2,121.33
10/13/2024	ELBURN CAR WASH	ELBURN	\$13.00
10/14/2024	EBAY O*17-12185-89445	SAN JOSE	\$53.49
10/14/2024	EIG	855-2295506	\$91.00
10/15/2024	AMZN MKTP US	AMZN.COM/BILL	\$16.82
10/15/2024	AMZN MKTP US	AMZN.COM/BILL	\$358.04
10/15/2024	CDW GOVT #AB1MB6B	800-808-4239	\$663.91
10/15/2024	ILSOS INT VEH RENEWAL	8667566041	\$154.40
10/15/2024	INK TECHNOLOGIES LLC	937-6303083	\$284.00
10/15/2024	L-3*INSIGHT TECHNOLOGY	866-509-2040	\$6,542.00
10/15/2024	PARTNERS AND PAWS VETERI	630-301-2320	\$768.41
10/15/2024	POLARIS GOVERNMENT SALES	HTTPS://WWW.I	\$455.58
10/15/2024	SQ *T&L MFG	AURORA	\$416.00
10/16/2024	AMAZON MKTPL	AMZN.COM/BILL	\$43.60
10/16/2024	AMAZON MKTPL	AMZN.COM/BILL	\$46.46
10/16/2024	AMAZON.COM*GF2T005G3	AMZN.COM/BILL	\$23.82
10/16/2024	BUDDYZ PIZZERIA	MCHENRY	\$57.20
10/16/2024	ILSOS PLANO VEHICLE	217-7853920	\$154.40
10/16/2024	SQ *AURORA REGIONAL FIRE	AURORA	\$500.00
10/17/2024	AMAZON MKTPL	AMZN.COM/BILL	\$306.23
10/17/2024	AMZN MKTP US	AMZN.COM/BILL	\$69.65
10/17/2024			\$706.20
10/17/2024			\$706.20
10/17/2024	ILSOS INT VEH RENEWAL	8667566041	\$154.40
10/17/2024	SQ *KANE COUNTY CHIEFS OF	LAKE IN THE H	\$50.00

**Kane County Purchasing Card Information
Judiciary Safety Committee
October 2024 Statement**

10/18/2024	AMAZON MARK* 249EZ10U3	HTTPSAMAZON.C	\$70.91
10/18/2024	AMAZON MKTPL	AMZN.COM/BILL	\$95.83
10/18/2024	SQ *NATIONAL TACTICAL OFF	GOSQ.COM	\$933.00
10/18/2024	THE HOME DEPOT #1921	GENEVA	\$92.88
10/18/2024			\$34.07
10/18/2024			\$40.00
10/19/2024			\$16.99
10/19/2024			\$29.99
10/19/2024			\$13.44
10/20/2024			\$9.68
10/20/2024			\$9.77
10/21/2024	E-COLLAR TECHNOLOGIES	855-3265527	\$427.50
10/21/2024			\$26.28
10/21/2024			\$14.31
10/21/2024			\$17.22
10/21/2024			\$4.10
10/21/2024			\$27.36
10/22/2024	1-800-FLOWERS.COM,INC.	800-468-1141	\$125.98
10/22/2024	AMAZON MKTPL	AMZN.COM/BILL	\$33.87
10/22/2024	AMAZON RETA* II5D48843	WWW.AMAZON.CO	\$82.01
10/22/2024			\$29.99
10/22/2024			\$14.99
10/22/2024			\$19.22
10/22/2024			\$14.96
10/22/2024			\$40.00
10/22/2024	WAYTEK INC	800-3282724	\$147.25
10/23/2024	ADOBE *ADOBE	408-536-6000	\$29.99
10/23/2024	ADOBE *ADOBE	408-536-6000	\$21.24
10/23/2024	AMZN MKTP US	AMZN.COM/BILL	\$21.96
10/23/2024	CALIBRE PRESS	630-9410900	\$369.77
10/23/2024	COMCAST CHICAGO	800-COMCAST	\$246.46
10/23/2024			\$2,620.15
10/23/2024			\$2,096.12
10/23/2024			\$2,620.15

**Kane County Purchasing Card Information
Judiciary Safety Committee
October 2024 Statement**

10/23/2024	INK TECHNOLOGIES LLC	937-6303083	\$90.00
10/23/2024	[REDACTED]		\$110.00
10/23/2024	[REDACTED]		\$9.94
10/23/2024	[REDACTED]		\$1.00
10/23/2024	[REDACTED]		\$40.00
10/24/2024	RECONYX	866-493-6064	\$5.00
10/24/2024	THE WEBSTAURANT STORE INC	717-392-7472	\$177.11
10/24/2024	[REDACTED]		\$35.53
10/25/2024	[REDACTED]		\$832.00
10/25/2024	[REDACTED]		\$298.35
10/25/2024	EIG	855-2295506	\$82.00
10/25/2024	MEIJER # 182	ST CHARLES	\$47.86
10/25/2024	VALLEY INDUSTRIAL ASSOCIA	630-892-4228	\$1,730.40
10/26/2024	AMAZON MKTPL	AMZN.COM/BILL	\$166.94
10/27/2024	AMAZON MARK* NR9BI3X03	HTTPSAMAZON.C	\$206.90
10/27/2024	COSTCO WHSE #1040	ST CHARLES	\$18.30
10/28/2024	AMAZON RETA* U988378Z3	WWW.AMAZON.CO	\$305.15
10/28/2024	AMZN MKTP US	AMZN.COM/BILL	\$14.99
10/28/2024	IN *TACTICAL AR500 TARGET	717-7330088	\$8,745.00
10/28/2024	L-3*INSIGHT TECHNOLOGY	866-509-2040	(\$6,542.00)
10/28/2024	PARTNERS AND PAWS VETERI	630-301-2320	\$694.24
10/28/2024	PARTNERS AND PAWS VETERI	630-301-2320	\$660.58
10/28/2024	PARTNERS AND PAWS VETERI	630-301-2320	\$230.41
10/28/2024	PARTNERS AND PAWS VETERI	630-301-2320	\$622.58
10/28/2024	PARTNERS AND PAWS VETERI	630-301-2320	\$520.09
10/28/2024	PRI MANAGEMENT GROUP	POLICERECORDS	\$458.00
10/29/2024	AMAZON MKTPL	AMZN.COM/BILL	\$63.99
10/29/2024	AMZN MKTP US	AMZN.COM/BILL	\$473.52
10/29/2024	[REDACTED]		\$125.40
10/29/2024	[REDACTED]		\$1,161.12
10/30/2024	STACCATO 2011 LLC	512-8190656	\$4,527.88

Total: \$68,969.30

**Kane County Purchasing Card Information
Judiciary Safety Committee
October 2024 Statement**

STATE'S ATTORNEY			
Transaction Date	Merchant Name	Additional Information	Transaction Amount
10/2/2024	GENEVA ACE HARDWARE	GENEVA	\$22.95
10/2/2024	PY *IAPEM	630-740-7879	\$75.00
10/3/2024	THE HOME DEPOT #1921	GENEVA	\$7.94
10/5/2024	AMAZON MKTPL	AMZN.COM/BILL	\$145.97
10/5/2024	AMAZON RETA* FW2SO9SS3	WWW.AMAZON.CO	\$124.80
10/7/2024	EVOICE SERVICES	866-761-8109	\$30.85
10/8/2024	CHILDADVOCENTERSOFIL	HTTPSWWW.CHIL	(\$15.00)
10/9/2024	AMZN MKTP US	AMZN.COM/BILL	\$409.99
10/9/2024	GENEVA ACE HARDWARE	GENEVA	\$30.56
10/9/2024	SQ *BLUE BOX CAFE	GOSQ.COM	\$100.00
10/10/2024			\$1,014.40
10/11/2024	AMAZON MKTPL	AMZN.COM/BILL	\$63.99
10/11/2024			\$374.51
10/11/2024			\$374.51
10/11/2024			\$374.51
10/11/2024			\$374.51
10/11/2024			\$374.51
10/11/2024	WM SUPERCENTER #1814	ELGIN	\$72.26
10/12/2024	AMAZON MKTPL	AMZN.COM/BILL	\$182.12
10/12/2024	SQ *BLUE BOX CAFE	ELGIN	\$312.22
10/12/2024	SQ *BLUE BOX CAFE	ELGIN	(\$100.00)
10/12/2024	SQ *BLUE BOX CAFE	ELGIN	(\$20.38)
10/13/2024	AMAZON.COM*IV9LC98N3	AMZN.COM/BILL	\$41.67
10/14/2024	AMAZON MKTPL	AMZN.COM/BILL	\$67.93
10/14/2024	AMAZON MKTPL	AMZN.COM/BILL	\$129.99
10/14/2024	AMAZON MKTPL	AMZN.COM/BILL	\$55.99
10/14/2024	AMAZON MKTPL	AMZN.COM/BILL	\$149.97
10/15/2024	ZOOM.US 888-799-9666	WWW.ZOOM.US	\$15.99
10/17/2024	SQ *KANE COUNTY CHIEFS OF	LAKE IN THE H	\$25.00
10/18/2024			\$29.99
10/18/2024			\$25.91

**Kane County Purchasing Card Information
Judiciary Safety Committee
October 2024 Statement**

10/18/2024			\$3.89
10/18/2024	WM SUPERCENTER #5352	BATAVIA	\$908.64
10/18/2024	WM SUPERCENTER #5352	BATAVIA	\$194.01
10/19/2024	AMAZON MKTPL	AMZN.COM/BILL	\$849.83
10/19/2024			\$25.00
10/19/2024			\$23.92
10/19/2024			\$33.94
10/21/2024	AGENT FEE	CRYSTAL LAKE	\$50.00
10/21/2024	LONG S GARAGE, INC.	217-202-8665	\$575.65
10/21/2024			\$30.00
10/21/2024			\$67.87
10/22/2024	AMZN MKTP US	AMZN.COM/BILL	\$193.57
10/22/2024			\$89.98
10/23/2024	AMZN MKTP US	AMZN.COM/BILL	(\$57.98)
10/23/2024			\$13.50
10/23/2024			\$42.18
10/23/2024			\$5.48
10/23/2024			\$30.95
10/23/2024			\$25.00
10/25/2024	AMAZON MKTPLACE PMTS	AMZN.COM/BILL	(\$449.91)
10/25/2024	AMAZON MKTPLACE PMTS	AMZN.COM/BILL	(\$149.97)
10/25/2024	AMAZON MKTPLACE PMTS	AMZN.COM/BILL	(\$399.92)
10/25/2024	AMZN MKTP US	AMZN.COM/BILL	\$339.98
10/28/2024	ALDER & ASH	206-6219000	\$102.00
10/28/2024	AMAZON MKTPL	AMZN.COM/BILL	\$99.98
10/28/2024	AMAZON MKTPL	AMZN.COM/BILL	\$114.04
10/28/2024	AMAZON MKTPL	AMZN.COM/BILL	\$32.98
10/28/2024	SQ *ECAB	SEATTLE	\$61.00
10/29/2024	JIMMY JOHNS # 1088	SEATTLE	\$32.48
10/30/2024			\$21.68
10/30/2024	WP*MCTS-ITEA	CRYSTAL LAKE	\$600.00

Total: \$8,756.94

Total all: \$106,782.75

STATE OF ILLINOIS)

SS.

COUNTY OF KANE)

REPORT NO. TMP-24-3151

MONTHLY REPORT

KaneComm

**Kane County Emergency
Communications Center**



Kane County Government Center
719 Batavia Ave, Building C
Geneva, Illinois 60134
Phone: (630) 232-8400
Fax: (630) 208-2047

KaneComm Activities – October 2024

Staffing:

- KaneComm's Telecommunicators in Training completed their two-week classroom training. They are training in the Communications Center with a Certified Training Operator (CTO) on dayshift and afternoon shift and answering non-emergency and emergency phone calls. Training is six to nine months.
- KaneComm is currently accepting applications for the Telecommunicator position. Applicants that passed the typing test completed the skills testing on October 15th.
- KaneComm is in the hiring process for the position of Part-Time LEADS Coordinator/QA-QI Coordinator. The anticipated start date for the position is the beginning of December.
- Employee Anniversaries:
 - October 7th- Kezia Moore – 5 years
 - October 9th – James Holden – 23 years

In the Communications Center:

- Telecommunicator Katie Kurzrock attended the NENA Enhanced Fire Dispatching Course in Addison.
- Deputy Director Stoffa attended the Tyler i3 User Group meeting in Elgin. The User Group is focused on the public safety software and includes Illinois, Iowa, and Indiana Tyler users.
- Deputy Director Stoffa attended the Illinois Public Safety Telecommunicator Association Conference (IPSTA). Conference sessions focused on 9-1-1 legislation, NG9-1-1, Dispatch protocols and training, and leadership in communications center.
- Director Guthrie participated in the Kane County Crisis Team table top exercise.
- KaneComm and Tri-Com completed a drill to redundancy and back up center capabilities. In October, Tri-Com came to KaneComm to test equipment.
- Director Guthrie participated in a meeting with the Southern Fox EMS system and neighboring 9-1-1 communication centers to discuss upcoming 9-8-8 protocols and integration.
- KaneComm participated in a drill with the Kaneland School District at the high school. The drill was organized by Kaneville Fire Protection District. The following public safety agencies also participated: Kane County Sheriff's Office, Maple Park Fire Protection District, Big Rock Fire

Protection District, Elburn and Countryside Fire Protection District, Sugar Grove Police, and Sugar Grove Fire Protection District.

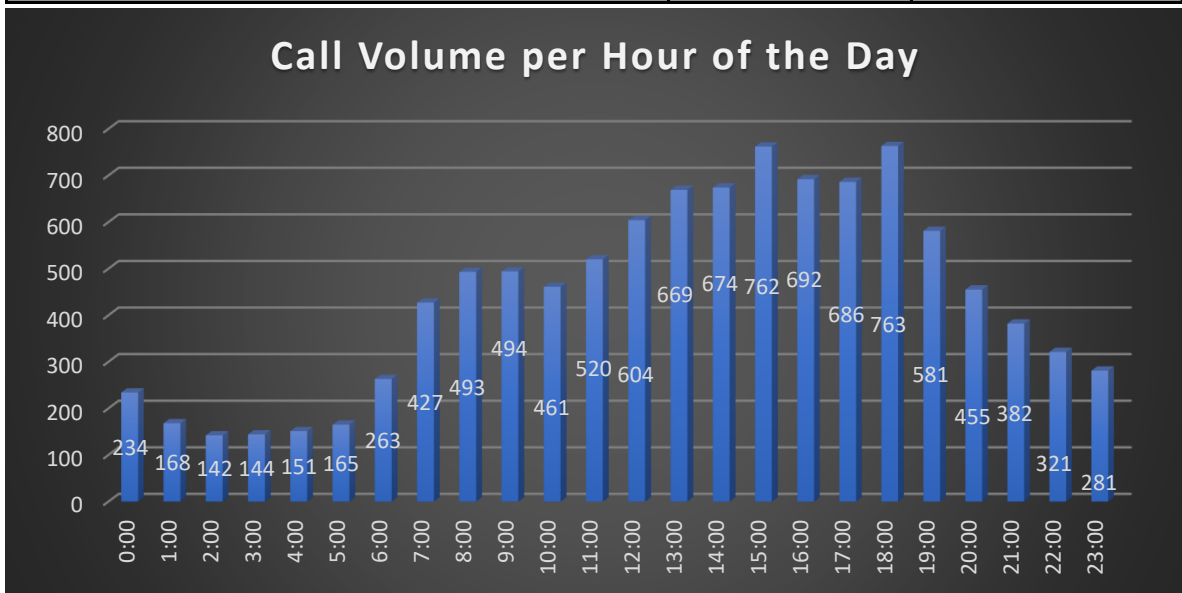
- KaneComm completed a kick off meeting with Total Response for the transition to new EMD cards and integration into the computer-aided dispatch system (CAD).

Technical Support:

- Radio Administrator Andy Baumann worked with Motorola on the requirements for Radio Management and Wi-Fi radio programming.
- The Maple Park Water Tower project is moving forward with an anticipated completion date in the next couple months. This will be an additional radio site to the VHF radio system and will benefit fire agencies and police agencies. Police agencies use the VHF system as redundancy to the Motorola Starcom System.

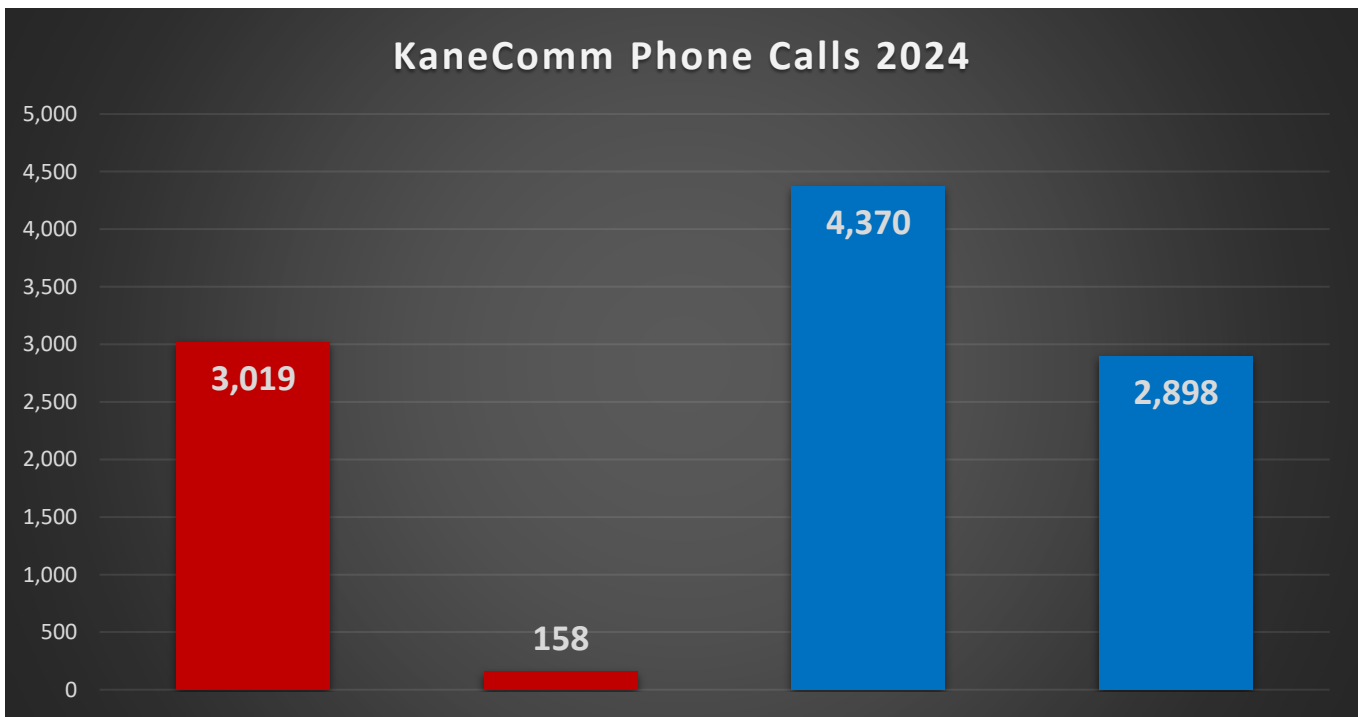
KaneComm October 2024 Report Call Activity Statistical Report

Subscribers - 15	2024	2023
Wayne Police	291	215
Kane County Sheriff	3,494	3,216
Hampshire Police	405	411
Pingree Grove Police	391	433
Maple Park Police	114	54
Gilberts Police	373	261
Kane County Forest Preserve Police	160	130
Campton Hills Police	285	233
Big Rock Fire	72	44
Burlington Fire	73	53
Hampshire Fire	181	152
Kaneville Fire	34	16
Maple Park Fire	52	28
Pingree Grove Fire	203	156
Fox River Fire	220	173
Sub-Total Fire and Police	6348	5575
Others-3	2024	2023
Kane County Court Services	458	476
Kane County Emergency Management	27	24
Kane County Sheriff's Civil Processing	908	872
Sub-Total County Offices	1393	1372
Total of Call Activity	7741	6947



KaneComm October 2024 Phone Call Report

911 Calls	2024	2023
Inbound	3,019	2,527
Abandoned	158	180
Total 9-1-1	3,177	2,707
10-Digit Emergency		
Inbound	4,370	3,835
Abandoned	87	102
Outbound	2,898	2,531
Total	7,355	6,468
Total of Call Activity	10,532	9,175



STATE OF ILLINOIS)

SS.

COUNTY OF KANE)

REPORT NO. TMP-24-3100

MONTHLY REPORT

KANE COUNTY

OFFICE of EMERGENCY MANAGEMENT



Scott Buziecki
Director

719 S. Batavia Ave.
Geneva, Illinois, 60134
Office: (630) 232-5985
EOC: (630) 208-8911

October 2024 Monthly Report

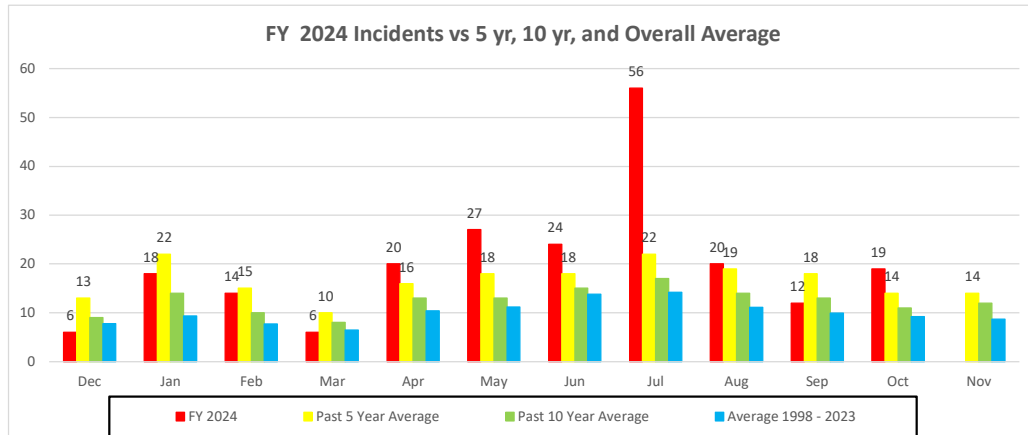
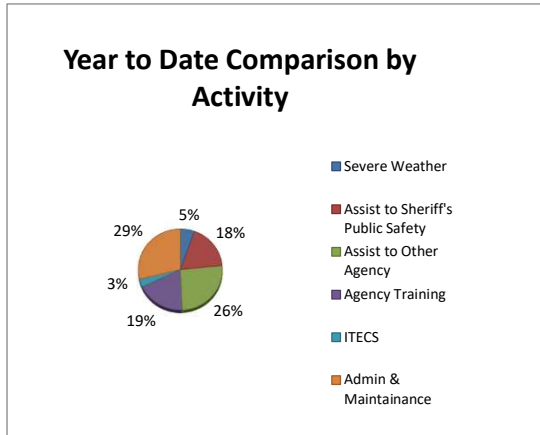
Highlights from October, 2024 for the KCOEM Office Staff

- Attended the Kane County Highway Commissioner's Meeting.
- Attended the Metro County Coordinators' Meeting.
- Attended the Kane County Fire Chief's Meeting and discussed mutual aid agreements.
- Attended the Judicial-Public Safety Committee meeting.
- Attended the agency's graduation ceremony for our new field service's division volunteers.
- Attended the agency's leadership and supervisors' meetings.
- Attended a planning meeting for our upcoming Search and Rescue full scale exercise (SAREx).
- Met with a representative from the CyberSecurity and Infrastructure Agency (CISA) about working together in the event of a disaster.
- Met with Geneva Fire Department
- Purchased a new 6-seat ATV to be used primarily for Search and rescue (SAR). It is replacing a 19-year-old, 2 seat model.
- Held the Kane County Crisis Team fall table top exercise.
- Attended a meeting concerning regional resource typing database.
- Began planning for our Threat and Hazard Identification and Risk Assessment (THIRA) process, which is due in March 2025 and will form the development of our next Emergency Operations Plan, due in March 2026.
- Attended THIRA/SPR training.
- Attended the Kane County Townships Dinner & Panel discussion on services offered by Kane County.
- Attended a meeting to discuss collaboration among other IEMA Region 3 agencies on personnel credentialing.
- Met with IT Department concerning cyber security.
- Held an EOC/Communications prospective volunteer open house.
- Attended an Election Security Partnership meeting.
- Attended the Smithfield Company (St. Charles) hazardous materials response drill.
- 4 FOIA Processed
- Attended multiple school safety meetings with the Geneva School District.
- Hosted/Taught an ICS 300: Intermediate ICS for Expanding Incidents Course in Elgin for 33 students.

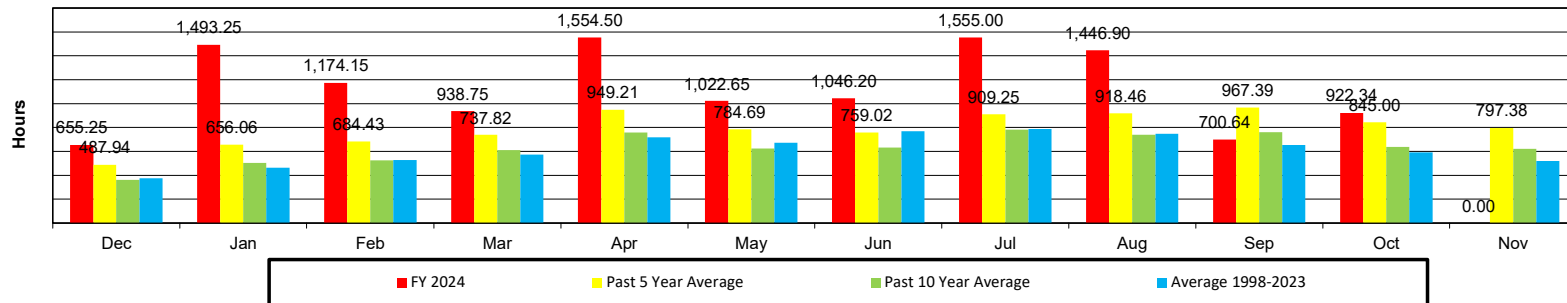
- Completed the Carpentersville Hazardous Materials exercise plan and participated in the exercise.

Kane County Office of Emergency Management Activity Report FY 2024

	Dec	Jan	Feb	Mar	Apr	May	Jun	Jul	Aug	Sep	Oct	Nov	Total Hours	Avg monthly Hours
Volunteer Hour Breakdown														
Severe Weather	0.00	0.00	250.50	0.00	0.00	92.50	94.75	193.45	47.45	0.00	0.00		678.65	61.70
Assist to Sheriff's Public Safety	86.60	449.00	270.90	76.40	278.20	127.90	126.70	137.35	341.80	85.69	265.80		2,246.34	204.21
Assist to Other Agency	121.40	44.50	8.00	270.85	375.80	239.20	251.90	720.25	570.45	291.90	340.29		3,234.54	294.05
Agency Training	181.25	173.25	228.50	237.25	421.25	241.30	231.80	227.55	160.95	118.25	122.00		2,343.35	213.03
ITECS	35.00	48.50	62.25	25.25	78.75	15.50	41.80	16.50	58.00	5.50	15.25		402.30	36.57
Admin & Maintenance	231.00	778.00	354.00	329.00	400.50	306.25	299.25	259.90	268.25	199.30	179.00		3,604.45	327.68
Total Volunteer Hours														
FY 2024	655.25	1,493.25	1,174.15	938.75	1,554.50	1,022.65	1,046.20	1,555.00	1,446.90	700.64	922.34	0.00	12,509.63	1,107.55
Past 5 Year Average	487.94	656.06	684.43	737.82	949.21	784.69	759.02	909.25	918.46	967.39	845.00	797.38		609.48
Past 10 Year Average	362.40	503.56	524.39	612.46	759.66	625.40	633.31	780.78	739.18	760.25	637.75	621.44		463.45
Average 1998 - 2023	375.15	464.95	527.89	573.29	717.92	671.63	769.06	788.07	746.81	653.96	592.98	518.18	7,399.89	456.00
Number of Incident														
FY 2024	6	18	14	6	20	27	24	56	20	12	19		222	20
Past 5 Year Average	13	22	15	10	16	18	18	22	19	18	14	14		17
Past 10 Year Average	9	14	10	8	13	13	15	17	14	13	11	12		12
Average 1998 - 2023	7.81	9.35	7.73	6.46	10.42	11.19	13.81	14.19	11.12	9.96	9.23	8.69	119.96	10



FY 2024 Volunteer Manhours vs 5yr, 10 yr, and Overall Average

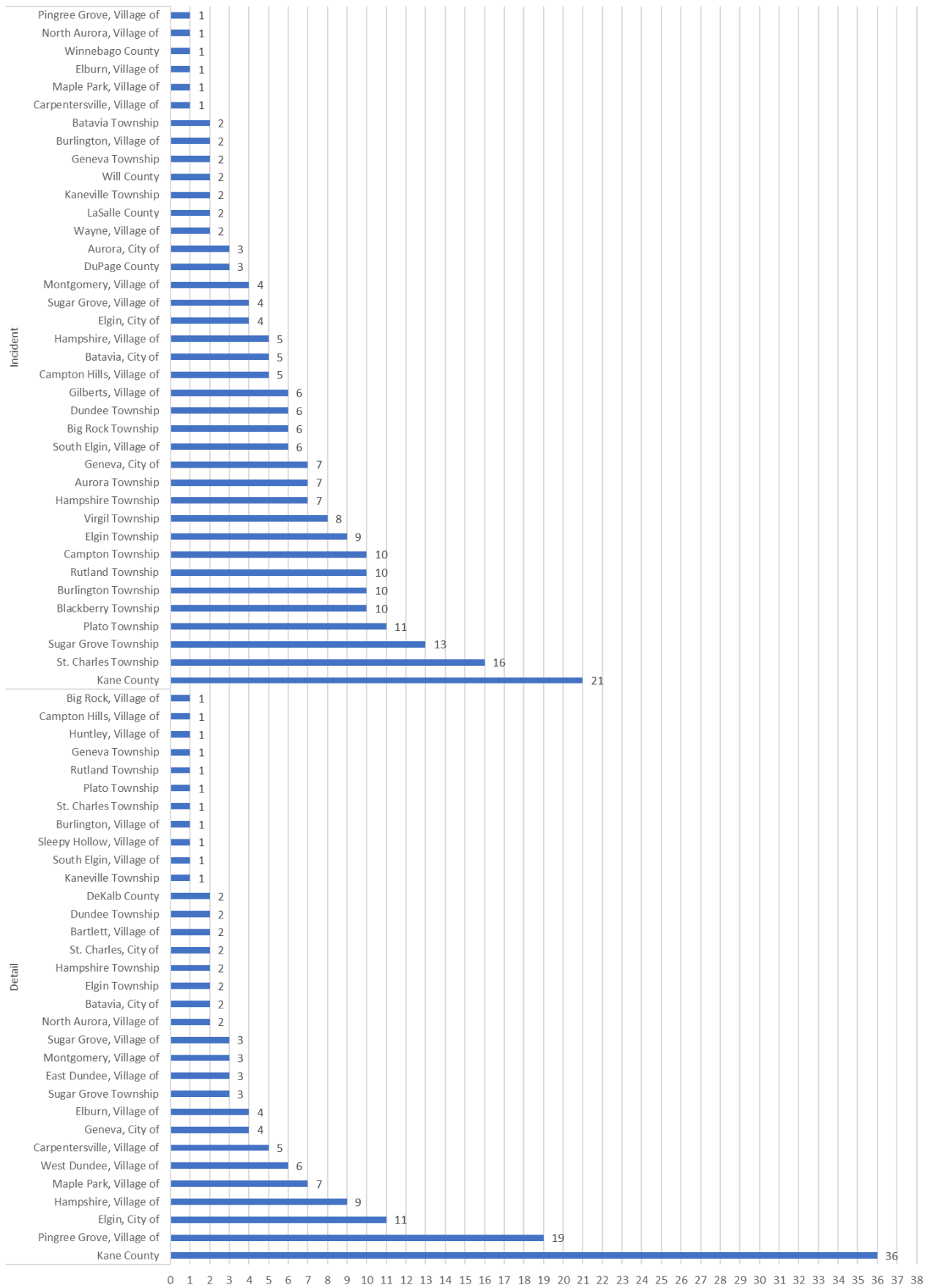


October 2024 Monthly Report – Incident & Detail Listing

Type	Start time/Date	Location	Primary Incident	Name City/Township	Total
Incident	6-Oct	W Harvard Cir & N Lancaster Cir	Traffic Control for Natural Gas Leak	South Elgin, Village of	1
	7-Oct	French Rd & Route 72	Traffic Control for wires down	Hampshire, Village of	1
	11-Oct	Country Club Hills PD	SAR	Will County	1
		Route 25 & Stearns Rd	Traffic Control for vehicle accident	Wayne, Village of	1
	12-Oct	Fays Ln & Annettes Cir	Scene Lighting & Traffic Control for Vehicle Accident	Sugar Grove, Village of	1
	13-Oct	W Plank Rd & N Main St	Traffic Control for vehicle accident	Burlington, Village of	1
	15-Oct	Hammond Ave & St Charles Ave	Traffic control for structure fire	Elgin, City of	1
	3-Oct	Route 47 & Route 64	Traffic Control for Broken Down Semi	Campton Township	1
	10-Oct	38W653 Huntley Rd	Traffic Control for Wires Down After Accident	Rutland Township	1
	16-Oct	1400 S 4th St	Scene Lighting for Death Investigation	Aurora Township	1
	18-Oct	Orchard Rd & Jericho Rd	Traffic Control for vehicle accident with wires down	Montgomery, Village of	1
	23-Oct	1707 Winaki Trail	Traffic Control for the structure fire	Dundee Township	1
		Randall Rd & Route 72	Traffic Control and Scene Lighting for the Vehicle Accident	Elgin, City of	1
	27-Oct	Route 31 & Longmeadow	Traffic Control for the vehicle accident	Dundee Township	1
	28-Oct	47W158 Primrose Ln	Traffic Control, Command Post, and Scene Lighting for Structure Fire	Hampshire Township	1
	29-Oct	1350 Aurora Ave	Search and Rescue Response for Evidence Recovery	DuPage County	1
	31-Oct	Route 31 & Miller Rd	Traffic Control for vehicle accident	Dundee Township	2
		200 East Side Dr	ITECS Request for Portable Radio Cache	Geneva, City of	1
	Incident Total				
Detail	5-Oct	Route 47 & Reinking	Traffic Control for Goebbert's	Pingree Grove, Village of	1
	6-Oct	Downtown Hampshire	Traffic Control for Hampshire HS Parade	Hampshire, Village of	1
		Route 47 & Reinking	Traffic Control for Goebbert's	Pingree Grove, Village of	2
	7-Oct	Waubonsee CC	Traffic Control for College Night	Sugar Grove Township	1
	11-Oct	Judicial Center - Peck Rd	VMS Board Deployment	Kane County	1
		Route 47 & Reinking	Traffic Control for Goebbert's	Pingree Grove, Village of	1
	12-Oct	Route 47 & Reinking	Traffic Control for Goebbert's	Pingree Grove, Village of	2
		Williams St	VMS Board Deployment	Carpentersville, Village of	1
	13-Oct	Kane County	Traffic Control for ABATE Motorcycle Run	Kane County	1
		Route 47 & Reinking	Traffic Control for Goebbert's	Pingree Grove, Village of	2
	15-Oct	99 Cottage	Command Post Operations for Hazardous Materials Response Exercise	Carpentersville, Village of	1
		Williams St	VMS Board Pickup	Carpentersville, Village of	1
	19-Oct	Chicago St	Traffic Control for Nightmare on Chicago St	Elgin, City of	1
		Festival Park	Light Tower Drop off	Elgin, City of	1
	20-Oct	Route 47 & Reinking	Traffic Control for Goebbert's	Pingree Grove, Village of	2
		Route 47 & Reinking	Traffic Control for Goebbert's	Pingree Grove, Village of	2
	25-Oct	77 Airlite	Public Education for Trunk-or-Treat Event	Elgin, City of	1
24-Oct	Kaneland HS	VMS Board Deployment for Training Exercise	Kaneville Township	1	
Detail Total					23
Grand Total					42

FY 2024 Monthly Report – Location Details

Fiscal Year 2024 - YTD Calls & Incidents by Jurisdiction



Passed by the Kane County Board on December 10, 2024.

John A. Cunningham, MBA, JD, JD
Clerk, County Board
Kane County, Illinois

Corinne M. Pierog MA, MBA
Chairman, County Board
Kane County, Illinois

Vote:



RESOLUTION / ORDINANCE EXECUTIVE SUMMARY ADDENDUM

Title

AUTHORIZING FY 2024 BUDGET ADJUSTMENT FOR THE OFFICE OF EMERGENCY MANAGEMENT

Committee Flow:

Judicial Public Safety Committee, Finance and Budget Committee, Executive Committee, County Board

Contact:

Scott Buziecki, 630-232-5986

Budget Information:

Was this item budgeted? No	Appropriation Amount: \$48,698.00
If not budgeted, explain funding source: Grant Funds	

Summary:

In 2022, Kane County was awarded a grant in the amount of \$63,500.00 for the purpose of hiring a consultant to develop the Kane County Natural Hazard Mitigation Plan and a consultant was hired. At the time of acceptance, staff's understanding was that the consultant would be paid directly by the State of Illinois and it was not known when the plan would be completed, so the amounts were not budgeted. The plan was completed in 2024, and later adopted by the County (June 11, 2024). During FY2024, the county received \$48,698.00 in grant funds and paid one invoice totaling \$45,982.00. Additional grant funds are expected to pay remaining invoices but it is not known when the County will receive them. Staff requests a budget adjustment to account for the unbudgeted grant funds and consultant expenses.

STATE OF ILLINOIS)

SS.

COUNTY OF KANE)

REPORT NO. TMP-24-3153

MONTHLY REPORT

Kane County Sheriff's Office



37W755 IL Rt 38 • St Charles, IL 60175
 Tel: (630) 232-6840 • Fax: (630) 513-6984
 www.KaneSheriff.com

Ron Hain, Sheriff

Amy Johnson, Undersheriff

Kane County Adult Justice Center Monthly Report October 2024

Average Population	Monthly Avg	455		
Number of Detainees Processed In/Out	Processed In	576	Processed Out	574
Population Reporting Mental Illness	# of Detainees	91	% of New Detainees	15.8
Number of Detainees on Suicide Watch	Total #	27		
Number of Detainee Grievances Filed	Total #	275		
Number of Use of Force Reports	Total #	5		
Detainees Housed in Other Jails	Total #	143	Expense	202,675
Number of Officers Mandated	Total #	68	Yearly Total	767

Captain Aguirre #797

KANE COUNTY SHERIFF RON HAIN'S IMPACT REPORT



**October
2024**

YTD

RELEASED DETAINEE ACTIVITIES

<i>Emailed Job and Training Opportunities (Over 1,600 email addresses).</i>	4	15
<i>Case Management—Released Detainee Calls</i>	73	856
<i>Forklift Class</i>	24	130
SBDC Consultations	23	24

DETAINEE ACTIVITIES

Lighthouse Recovery Program Participants	52	155
Moral Reconciliation Therapy	30	161
Moral Reconciliation Therapy Graduates	2	52
Anger Management	8	124
Anger Management Graduates	5	25
Domestic Violence Awareness	0	4
Boundaries Class/ Pain 2 Purpose	11	25
Successfully Achieving Your Vision/RISE	0	102
2nd Opportunity Reentry Class	12	30
Parenting Class	15	71
GED	23	23
ServSafe Graduates	0	10
ServSafe Scholarship Applications	0	3
Chef Class	5	9
Barber Class	0	9
Barber Graduates	0	7
CAD/CAM	11	11
Garden Club	8	8
Resumes Completed	3	96
Job Applications Assisted	75	165

KANE COUNTY SHERIFF RON HAIN'S IMPACT REPORT



**October
2024**

Community Events

Community Resource Team Aurora

Illinois Specialty Court Annual Conference

Police Treatment and Community Collaborative Conference Speaker

National Commission on Correctional Health Care Conference

Illinois New World Systems Users Group Conference

Faith and Blue Annual Event

Kane County Health Department Elgin Office Ribbon Cutting

Drug Court Graduation

US Department of Labor WorkforceGPS Elevate Your Outreach Event

Illinois Small Business Administration Partner Meeting

Congressman Bill Foster's Hiring Event at Waubensee Community College

Defy Ventures Deep Dive Coaching Event

Aurora Regional Fire Museum Community Hero Day

KANE COUNTY SHERIFF RON HAIN'S



Social Worker Monthly Stats

October 1-31, 2024

Total # of Cases	75
Death (investigations, natural, suicide, homicide, etc.)	2
Accident/Injury	0
Car Accident: Injury/Fatal	1
Domestic (disputes, assault/battery, domestic violence, sexual assaults, human trafficking, stalking/harassment)	27
Juvenile (missing persons, complaint, child abuse/neglect, disputes, mental health, child sexual assault, substance use, MH, child exploitation)	8
Mental Health (general, substance use, hoarding, suicide/homicidal ideation/attempt, disability)	16
Support (resource and referrals, legal advocacy, neighbor dispute, general concerns, fire, eviction)	13
Homelessness	1
ICAC (Internet Crimes Against Children)	0
VOC (victim of a crime not applicable in above categories- residential burglary, home invasion, stalking, sexual assault, human trafficking, other)	1
Senior (wellbeing, MH)	6
Total # of Cases	75
Total # of Clients	111
Total Direct Hours (Direct Hours)	108
Total Service Hours (Direct Hours x Clients x KCSO Personnel)	190
Total # of Referrals Made to Community Resources	235



KANE COUNTY SHERIFF RON HAIN'S Social Worker Snapshot

Month	Total # of Cases	Total # of Clients	Total Direct Hours	Total Service Hours (Direct Hours x Clients x KCSO Personnel)	Total # of Referrals Made to Community Resources
December	55	76	123.5	309.5	207
January	68	99	195.5	400.5	254
February	54	86	176	836.5	177
March	59	86	160	469	182
April	55	83	138.5	269	176
May	49	107	167	670	188
June	77	109	225	467	350
July	71	122	168.5	565	277
August	69	113	207	860.5	346
September	88	158	238	965.5	342
October	75	111	108	190	235
November					

KANE COUNTY SHERIFF RON HAIN'S



Social Worker Accumulative Report

December 1, 2023—October 31, 2024

Total # of Cases	720
Death (investigations, natural, suicide, homicide, etc.)	19
Accident/Injury	1
Car Accident: Injury/Fatal	1
Domestic (disputes, assault/battery, domestic violence, sexual assaults, human trafficking, stalking/harassment)	211
Juvenile (missing persons, complaint, child abuse/neglect, disputes, mental health, child sexual assault, substance use, MH, child exploitation)	90
Mental Health (general, substance use, hoarding, suicide/homicidal ideation/attempt, disability)	141
Support (resource and referrals, legal advocacy, neighbor dispute, general concerns, fire, eviction)	155
Homelessness	13
ICAC (Internet Crimes Against Children)	6
VOC (victim of a crime not applicable in above categories- residential burglary, home invasion, stalking, sexual assault, human trafficking, other)	21
Senior (wellbeing, MH)	62
Total # of Cases	720
Total # of Clients	1,150
Total Direct Hours (Direct Hours)	1,905
Total Service Hours (Direct Hours x Clients x KCSO Personnel)	6,002
Total # of Referrals Made to Community Resources	2,734



Incident Breakdown By Month Report

Print Date/Time: 11/04/2024 14:55
 Login ID: 0012148
 Year: 2024

KANE COUNTY SHERIFF'S OFFICE
 ORI Number: IL0450000
 Incident Type: All

Incident Type	January		February		March		April		May		June		July		August		September		October		November		December		Yearly Totals
	#	%	#	%	#	%	#	%	#	%	#	%	#	%	#	%	#	%	#	%	#	%	#	%	
16W	0	0	0	0	0	0	0	0	0	0	1	100	0	0	0	0	0	0	0	0	0	0	0	0	1
911 Investigation	36	10	31	8.6	25	6.9	29	8.1	40	11.1	53	14.7	37	10.3	34	9.4	36	10	35	9.7	4	1.1	0	0	360
Abandoned Vehicle	12	19.4	4	6.5	2	3.2	9	14.5	2	3.2	9	14.5	4	6.5	7	11.3	7	11.3	6	9.7	0	0	0	0	62
Accident	0	0	0	0	0	0	0	0	1	100	0	0	0	0	0	0	0	0	0	0	0	0	0	0	1
Accident Hit and	15	12.9	2	1.7	5	4.3	9	7.8	11	9.5	14	12.1	12	10.3	11	9.5	14	12.1	22	19	1	0.9	0	0	116
Accident Injury	27	10.3	15	5.7	17	6.5	31	11.8	22	8.4	31	11.8	28	10.6	38	14.4	25	9.5	27	10.3	2	0.8	0	0	263
Accident PDO	134	13.4	86	8.6	75	7.5	70	7	91	9.1	96	9.6	89	8.9	97	9.7	97	9.7	149	14.9	15	1.5	0	0	999
Animal Complaint	29	6.2	38	8.2	57	12.3	27	5.8	45	9.7	41	8.8	57	12.3	35	7.5	54	11.6	79	17	3	0.6	0	0	465
Assault	5	5.4	7	7.5	7	7.5	9	9.7	9	9.7	8	8.6	7	7.5	13	14	11	11.8	14	15.1	3	3.2	0	0	93
Assist Another	210	10.1	174	8.4	204	9.8	190	9.1	259	12.5	205	9.9	203	9.8	207	10	214	10.3	189	9.1	24	1.2	0	0	2079
Assist Citizen	106	8.2	98	7.6	117	9	87	6.7	162	12.5	134	10.3	129	10	155	12	135	10.4	156	12	16	1.2	0	0	1295
Assist FD	0	0	0	0	0	0	0	0	0	0	0	0	0	0	0	0	1	100	0	0	0	0	0	0	1
Assist PD In County	0	0	0	0	1	100	0	0	0	0	0	0	0	0	0	0	0	0	0	0	0	0	0	0	1
Attempt To Locate	3	6.7	5	11.1	5	11.1	2	4.4	3	6.7	3	6.7	10	22.2	3	6.7	6	13.3	5	11.1	0	0	0	0	45
Battery	14	10.4	10	7.4	10	7.4	13	9.6	17	12.6	13	9.6	7	5.2	19	14.1	14	10.4	15	11.1	3	2.2	0	0	135
Blue Point	0	0	1	100	0	0	0	0	0	0	0	0	0	0	0	0	0	0	0	0	0	0	0	0	1
Bomb Unit	2	2.1	11	11.7	5	5.3	11	11.7	9	9.6	7	7.4	16	17	11	11.7	13	13.8	7	7.4	2	2.1	0	0	94
Burglar Alarm	84	11.9	69	9.8	62	8.8	64	9.1	71	10.1	79	11.2	63	8.9	56	7.9	68	9.6	83	11.8	6	0.9	0	0	705
Burglary	5	16.1	3	9.7	0	0	1	3.2	2	6.5	4	12.9	2	6.5	6	19.4	2	6.5	5	16.1	1	3.2	0	0	31
Burglary to Motor	6	14.6	1	2.4	2	4.9	7	17.1	2	4.9	5	12.2	4	9.8	1	2.4	7	17.1	6	14.6	0	0	0	0	41
Burning Complaint	5	5.3	3	3.2	6	6.4	5	5.3	4	4.3	8	8.5	9	9.6	9	9.6	12	12.8	23	24.5	10	10.6	0	0	94
Check Conditions	41	12.7	13	4	23	7.1	24	7.5	46	14.3	37	11.5	46	14.3	30	9.3	33	10.2	27	8.4	2	0.6	0	0	322
Check Welfare	54	7.8	56	8.1	69	9.9	58	8.4	79	11.4	67	9.7	88	12.7	72	10.4	78	11.2	68	9.8	5	0.7	0	0	694
Citizen Assist	5	21.7	2	8.7	0	0	2	8.7	3	13	0	0	5	21.7	0	0	3	13	3	13	0	0	0	0	23
Civil Dispute	4	3.1	5	3.8	10	7.6	16	12.2	17	13	13	9.9	14	10.7	21	16	17	13	12	9.2	2	1.5	0	0	131
COP Activity	207	7.6	224	8.2	307	11.3	276	10.1	267	9.8	254	9.3	294	10.8	228	8.4	299	11	343	12.6	23	0.8	0	0	2722
Custody Dispute	3	4.5	4	6.1	9	13.6	8	12.1	6	9.1	11	16.7	7	10.6	9	13.6	6	9.1	3	4.5	0	0	0	0	66
Damage to Property	15	7.4	9	4.5	14	6.9	17	8.4	31	15.3	26	12.9	30	14.9	15	7.4	23	11.4	21	10.4	1	0.5	0	0	202
Death Investigation	6	11.5	4	7.7	4	7.7	3	5.8	2	3.8	5	9.6	5	9.6	8	15.4	5	9.6	10	19.2	0	0	0	0	52
Deceptive Practice	16	6.6	15	6.1	26	10.7	33	13.5	23	9.4	25	10.2	35	14.3	23	9.4	18	7.4	27	11.1	3	1.2	0	0	244
Detail	0	0	2	16.7	0	0	1	8.3	4	33.3	2	16.7	1	8.3	0	0	2	16.7	0	0	0	0	0	0	12
Disorderly Conduct	5	7.6	4	6.1	4	6.1	3	4.5	11	16.7	6	9.1	7	10.6	9	13.6	6	9.1	10	15.2	1	1.5	0	0	66

Incident Type	January		February		March		April		May		June		July		August		September		October		November		December		Yearly Totals
	#	%	#	%	#	%	#	%	#	%	#	%	#	%	#	%	#	%	#	%	#	%	#	%	
Disturbance	7	7.1	11	11.1	9	9.1	9	9.1	16	16.2	6	6.1	11	11.1	11	11.1	12	12.1	7	7.1	0	0	0	0	99
Do Not Tow	3	60	0	0	0	0	0	0	0	0	1	20	0	0	0	0	0	0	1	20	0	0	0	0	5
Domestic	47	8	38	6.4	53	9	48	8.1	69	11.7	73	12.4	56	9.5	73	12.4	62	10.5	62	10.5	9	1.5	0	0	590
Driving Complaint	32	7.7	30	7.3	34	8.2	38	9.2	45	10.9	46	11.1	46	11.1	49	11.9	50	12.1	37	9	6	1.5	0	0	413
Drone	0	0	1	11.1	0	0	1	11.1	2	22.2	1	11.1	0	0	3	33.3	0	0	1	11.1	0	0	0	0	9
Escort	0	0	1	1.7	0	0	0	0	19	31.7	6	10	7	11.7	11	18.3	8	13.3	8	13.3	0	0	0	0	60
Eviction	19	9.9	18	9.4	17	8.9	20	10.4	13	6.8	16	8.3	20	10.4	24	12.5	23	12	20	10.4	2	1	0	0	192
Fight in Progress	0	0	1	10	1	10	0	0	2	20	1	10	2	20	1	10	2	20	0	0	0	0	0	0	10
Fire Investigation	5	41.7	1	8.3	0	0	1	8.3	1	8.3	0	0	2	16.7	0	0	1	8.3	1	8.3	0	0	0	0	12
Fireworks	1	1.8	1	1.8	1	1.8	0	0	7	12.5	14	25	29	51.8	2	3.6	1	1.8	0	0	0	0	0	0	56
Fleeing & Eluding	0	0	0	0	0	0	0	0	1	100	0	0	0	0	0	0	0	0	0	0	0	0	0	0	1
Found Articles	3	7	6	14	4	9.3	2	4.7	4	9.3	3	7	7	16.3	4	9.3	7	16.3	3	7	0	0	0	0	43
Harassment	8	9.3	4	4.7	7	8.1	7	8.1	8	9.3	9	10.5	14	16.3	5	5.8	12	14	11	12.8	1	1.2	0	0	86
HAZMAT	2	100	0	0	0	0	0	0	0	0	0	0	0	0	0	0	0	0	0	0	0	0	0	0	2
Home Invasion	0	0	0	0	0	0	0	0	0	0	0	0	0	0	0	0	0	0	1	100	0	0	0	0	1
Home Visit	8	10.1	10	12.7	8	10.1	5	6.3	15	19	11	13.9	4	5.1	4	5.1	3	3.8	11	13.9	0	0	0	0	79
Hunting Complaint	2	33.3	0	0	0	0	0	0	0	0	0	0	0	0	0	0	1	16.7	3	50	0	0	0	0	6
Illegal Dumping	0	0	1	5.9	1	5.9	4	23.5	4	23.5	1	5.9	1	5.9	4	23.5	1	5.9	0	0	0	0	0	0	17
Indecent Exposure	0	0	0	0	0	0	0	0	0	0	2	50	1	25	0	0	1	25	0	0	0	0	0	0	4
Information	28	11.8	35	14.8	23	9.7	21	8.9	27	11.4	20	8.4	21	8.9	24	10.1	21	8.9	16	6.8	1	0.4	0	0	237
Juvenile Complaint	3	2.3	9	6.9	7	5.4	12	9.2	22	16.9	13	10	17	13.1	16	12.3	12	9.2	17	13.1	2	1.5	0	0	130
K-9 Response	10	5.3	24	12.7	16	8.5	15	7.9	20	10.6	27	14.3	22	11.6	22	11.6	20	10.6	12	6.3	1	0.5	0	0	189
KCART	0	0	0	0	1	100	0	0	0	0	0	0	0	0	0	0	0	0	0	0	0	0	0	0	1
Lockout	20	11.5	15	8.6	8	4.6	15	8.6	18	10.3	15	8.6	17	9.8	20	11.5	24	13.8	21	12.1	1	0.6	0	0	174
Lost or Stolen	6	10.5	5	8.8	5	8.8	2	3.5	2	3.5	6	10.5	11	19.3	7	12.3	7	12.3	6	10.5	0	0	0	0	57
Major Crimes Task	0	0	0	0	0	0	0	0	1	100	0	0	0	0	0	0	0	0	0	0	0	0	0	0	1
Medical Detail	27	13.2	30	14.6	21	10.2	29	14.1	20	9.8	10	4.9	18	8.8	17	8.3	16	7.8	15	7.3	2	1	0	0	205
Minibike Complaint	2	1.4	4	2.8	6	4.1	17	11.7	29	20	21	14.5	8	5.5	21	14.5	22	15.2	14	9.7	1	0.7	0	0	145
Missing Persons	4	6.5	3	4.8	10	16.1	7	11.3	12	19.4	6	9.7	5	8.1	5	8.1	5	8.1	4	6.5	1	1.6	0	0	62
Motorist Assist	607	49	67	5.4	61	4.9	65	5.2	89	7.2	62	5	89	7.2	71	5.7	74	6	50	4	5	0.4	0	0	1240
Narcotics	0	0	6	15.8	2	5.3	5	13.2	6	15.8	4	10.5	3	7.9	5	13.2	4	10.5	3	7.9	0	0	0	0	38
Neighbor Dispute	6	6.1	8	8.2	7	7.1	9	9.2	18	18.4	7	7.1	9	9.2	9	9.2	11	11.2	12	12.2	2	2	0	0	98
New	3	75	0	0	0	0	0	0	0	0	0	0	0	0	1	25	0	0	0	0	0	0	0	0	4
Noise Complaint	12	2.8	17	3.9	27	6.2	44	10.1	59	13.6	58	13.4	76	17.5	54	12.4	49	11.3	36	8.3	2	0.5	0	0	434
OEM Response	1	50	0	0	0	0	0	0	0	0	1	50	0	0	0	0	0	0	0	0	0	0	0	0	2
OEM SAR	0	0	0	0	0	0	0	0	1	100	0	0	0	0	0	0	0	0	0	0	0	0	0	0	1
Ordinance Violation	0	0	2	8.3	1	4.2	4	16.7	5	20.8	4	16.7	3	12.5	0	0	2	8.3	1	4.2	2	8.3	0	0	24
Other Investigation	20	9.9	14	6.9	17	8.4	25	12.3	20	9.9	19	9.4	25	12.3	21	10.3	15	7.4	26	12.8	1	0.5	0	0	203
Parking Complaint	32	15.3	13	6.2	13	6.2	18	8.6	23	11	16	7.7	19	9.1	26	12.4	25	12	23	11	1	0.5	0	0	209
Party Complaint	0	0	0	0	4	6.3	3	4.8	10	15.9	10	15.9	11	17.5	9	14.3	9	14.3	5	7.9	2	3.2	0	0	63

Incident Type	January		February		March		April		May		June		July		August		September		October		November		December		Yearly Totals
	#	%	#	%	#	%	#	%	#	%	#	%	#	%	#	%	#	%	#	%	#	%	#	%	
Premises Check	74	11.8	49	7.8	50	8	53	8.4	57	9.1	42	6.7	54	8.6	56	8.9	80	12.7	101	16.1	12	1.9	0	0	628
Recovered Stolen	2	6.9	1	3.4	3	10.3	3	10.3	7	24.1	2	6.9	1	3.4	2	6.9	2	6.9	6	20.7	0	0	0	0	29
Repo Information	2	8.7	7	30.4	0	0	2	8.7	3	13	1	4.3	1	4.3	1	4.3	2	8.7	2	8.7	2	8.7	0	0	23
Roadway	21	8.4	14	5.6	13	5.2	18	7.2	30	12	35	14	53	21.2	18	7.2	15	6	31	12.4	2	0.8	0	0	250
Robbery	2	66.7	0	0	0	0	0	0	0	0	0	0	0	0	1	33.3	0	0	0	0	0	0	0	0	3
Sex Offender	0	0	1	4.2	0	0	1	4.2	1	4.2	1	4.2	0	0	1	4.2	0	0	19	79.2	0	0	0	0	24
Sexual Incident	11	11.2	11	11.2	11	11.2	6	6.1	10	10.2	10	10.2	7	7.1	10	10.2	12	12.2	10	10.2	0	0	0	0	98
Shots Fired	4	6.2	5	7.7	7	10.8	6	9.2	7	10.8	4	6.2	6	9.2	12	18.5	6	9.2	8	12.3	0	0	0	0	65
SI16	1084	9.6	1252	11.1	1090	9.7	1217	10.8	1300	11.5	1152	10.2	998	8.9	1184	10.5	985	8.7	908	8.1	89	0.8	0	0	11259
Solicitor Complaint	1	4.3	0	0	2	8.7	3	13	8	34.8	5	21.7	0	0	3	13	1	4.3	0	0	0	0	0	0	23
Subject	16	12.3	5	3.8	9	6.9	10	7.7	11	8.5	17	13.1	21	16.2	15	11.5	17	13.1	9	6.9	0	0	0	0	130
Suicidal Subject	6	8.5	5	7	4	5.6	4	5.6	8	11.3	6	8.5	10	14.1	14	19.7	5	7	8	11.3	1	1.4	0	0	71
Supplemental	141	9.8	111	7.7	147	10.2	140	9.7	167	11.6	130	9	157	10.9	147	10.2	144	10	142	9.9	14	1	0	0	1440
Suspicious Activity	6	8.1	4	5.4	5	6.8	5	6.8	10	13.5	10	13.5	9	12.2	12	16.2	8	10.8	5	6.8	0	0	0	0	74
Suspicious	52	6.3	76	9.2	92	11.1	82	9.9	111	13.4	79	9.5	80	9.6	77	9.3	84	10.1	79	9.5	18	2.2	0	0	830
SWAT	1	5.6	1	5.6	2	11.1	2	11.1	1	5.6	1	5.6	1	5.6	5	27.8	2	11.1	2	11.1	0	0	0	0	18
Test Ticket	0	0	1	9.1	6	54.5	0	0	3	27.3	0	0	0	0	0	0	1	9.1	0	0	0	0	0	0	11
Theft	9	9.6	10	10.6	10	10.6	12	12.8	9	9.6	5	5.3	11	11.7	4	4.3	7	7.4	14	14.9	3	3.2	0	0	94
Theft of Motor	3	11.5	2	7.7	2	7.7	1	3.8	4	15.4	2	7.7	5	19.2	0	0	4	15.4	3	11.5	0	0	0	0	26
TOT	0	0	3	25	0	0	0	0	2	16.7	0	0	1	8.3	2	16.7	2	16.7	2	16.7	0	0	0	0	12
Traffic Signal	3	6.8	2	4.5	3	6.8	3	6.8	5	11.4	4	9.1	4	9.1	5	11.4	3	6.8	12	27.3	0	0	0	0	44
Traffic Stop	892	8.5	1360	12.9	1218	11.6	1073	10.2	1022	9.7	1029	9.8	1077	10.2	774	7.3	1026	9.7	986	9.4	83	0.8	0	0	10540
Transport	84	8.7	68	7	81	8.4	84	8.7	84	8.7	90	9.3	106	10.9	101	10.4	108	11.1	151	15.6	13	1.3	0	0	970
Unknown	26	9.7	20	7.5	18	6.7	21	7.8	31	11.6	23	8.6	27	10.1	30	11.2	33	12.3	35	13.1	4	1.5	0	0	268
Vehicle Call	30	11.1	24	8.9	32	11.9	19	7	36	13.3	35	13	23	8.5	18	6.7	25	9.3	26	9.6	2	0.7	0	0	270
Violation Order of	10	15.6	3	4.7	3	4.7	4	6.3	5	7.8	9	14.1	8	12.5	8	12.5	6	9.4	8	12.5	0	0	0	0	64
Violent Offender	0	0	0	0	0	0	0	0	1	33.3	0	0	0	0	1	33.3	0	0	1	33.3	0	0	0	0	3
Warrant	70	7.5	92	9.8	127	13.6	135	14.4	83	8.9	91	9.7	97	10.4	93	9.9	64	6.8	81	8.7	3	0.3	0	0	936
Weapons	1	14.3	0	0	1	14.3	0	0	0	0	0	0	0	0	2	28.6	3	42.9	0	0	0	0	0	0	7
Wires Down	1	1.6	3	4.9	1	1.6	2	3.3	11	18	9	14.8	23	37.7	5	8.2	1	1.6	5	8.2	0	0	0	0	61
Total:	4519	10.1	4401	9.8	4367	9.7	4337	9.7	4854	10.8	4438	9.9	4543	10.1	4237	9.4	4352	9.7	4426	9.9	415	0.9	0	0	44889



Case Status and Disposition Summary

Print Date/Time: 11/04/2024 07:20
 Login ID: 0011476
 Officer: All

From Date: 01/01/2024
 To Date: 11/04/2024
 Date Type: Assign Date

KANE COUNTY SHERIFF'S OFFICE
 ORI Number: IL0450000
 Assignment: All

Case Status	Total	%
Forensic Exam	0	0
PENDING LAB	3	0.47
PENDING OTHER AGENCY INVEST	0	0
INACTIVE	2	0.31
ACTIVITY COMPLETED	1	0.16
CLOSED	402	62.81
PENDING INVESTIGATION	232	36.25
Total Cases:	640	100

Case Disposition	Total	%
ADMINISTRATIVELY CLOSED	0	0
ADULT ARREST	27	7.18
ASSIST OTHER AGENCY	75	19.95
CITATION ISSUED	6	1.6
CIVIL CASE	11	2.93
DEATH OF OFFENDER	1	0.27
DOCUMENT ONLY	16	4.26
JUVENILE ARREST	7	1.86
LACK OF PROSECUTION SAO	20	5.32
LACK OF PROSECUTION-VICTIM	43	11.44
Missing Located	11	2.93
NO FURTHER LEADS	73	19.41
Pre-Arrest Diversion	0	0
Referred to CAC	5	1.33
REFERRED TO OTHER AGY	21	5.59
REFERRED TO SAO	1	0.27
REFUSED TO COOPERATE VICTIM	20	5.32
STATION ADJUSTMENT	1	0.27
UNFOUNDED	17	4.52
Warrant Issued	21	5.59
Total Cases:	376	100

% may not be accurate as they are rounded to two decimals.



Budget Performance Report

Date Range 12/01/23 - 10/23/24

Include Rollup Account and Rollup to Account

Include Unposted Transactions

Account	Account Description	Adopted Budget	Budget Amendments	Amended Budget	Current Month Transactions	YTD Encumbrances	YTD Transactions	Budget - YTD Transactions	% Used/ Rec'd
Fund 001 - General Fund									
EXPENSE									
Department 380 - Sheriff									
Sub-Department 382 - Adult Corrections									
40000	Salaries and Wages	10,713,696.00	.00	10,713,696.00	.00	.00	9,950,613.18	763,082.82	93
40003	Cost of Living Increase	.00	291,411.00	291,411.00	.00	.00	.00	291,411.00	0
40006	Union Wage Increase	151,211.00	.00	151,211.00	.00	.00	.00	151,211.00	0
40200	Overtime Salaries	569,137.00	.00	569,137.00	.00	.00	856,422.91	(287,285.91)	150
40320	Merit Employee Longevity	344,232.00	.00	344,232.00	.00	.00	221,176.37	123,055.63	64
40400	Reduction in Budget Request - Salaries	(1,000,000.00)	.00	(1,000,000.00)	.00	.00	.00	(1,000,000.00)	0
45400	Uniform Allowance	169,500.00	.00	169,500.00	.00	.00	70,500.00	99,000.00	42
50210	Medical/Dental/Hospital Services	3,300,000.00	.00	3,300,000.00	351,508.80	.00	3,098,407.81	201,592.19	94
52000	Disposal and Water Softener Svcs	21,290.00	.00	21,290.00	799.49	.00	16,578.92	4,711.08	78
52150	Repairs and Maint- Comm Equip	4,500.00	.00	4,500.00	373.06	(769.40)	6,123.55	(854.15)	119
52160	Repairs and Maint- Equipment	10,000.00	.00	10,000.00	.00	371.00	6,451.76	3,177.24	68
53110	Employee Training	60,000.00	.00	60,000.00	(351.40)	.00	68,095.78	(8,095.78)	113
60000	Office Supplies	1,350.00	.00	1,350.00	.00	(383.00)	4,789.54	(3,056.54)	326
60010	Operating Supplies	105,000.00	.00	105,000.00	81,332.80	(783.93)	191,472.82	(85,688.89)	182
60020	Computer Related Supplies	.00	.00	.00	.00	(28.94)	.00	28.94	+++
60210	Uniform Supplies	20,000.00	.00	20,000.00	3,082.57	.00	24,883.01	(4,883.01)	124
60220	Weapons and Ammunition	15,000.00	.00	15,000.00	.00	.00	39,499.00	(24,499.00)	263
60230	Food	1,067,188.00	.00	1,067,188.00	95,172.36	.00	1,007,484.00	59,704.00	94
60240	Clothing Supplies	25,000.00	.00	25,000.00	.00	.00	14,576.26	10,423.74	58
70050	Printers	.00	.00	.00	.00	(911.09)	.00	911.09	+++
Sub-Department 382 - Adult Corrections Totals		\$15,577,104.00	\$291,411.00	\$15,868,515.00	\$531,917.68	(\$2,505.36)	\$15,577,074.91	\$293,945.45	98%
Department 380 - Sheriff Totals		\$15,577,104.00	\$291,411.00	\$15,868,515.00	\$531,917.68	(\$2,505.36)	\$15,577,074.91	\$293,945.45	98%
EXPENSE TOTALS		\$15,577,104.00	\$291,411.00	\$15,868,515.00	\$531,917.68	(\$2,505.36)	\$15,577,074.91	\$293,945.45	98%
Fund 001 - General Fund Totals									
REVENUE TOTALS		.00	.00	.00	.00	.00	.00	.00	+++
EXPENSE TOTALS		15,577,104.00	291,411.00	15,868,515.00	531,917.68	(2,505.36)	15,577,074.91	293,945.45	98%
Fund 001 - General Fund Totals		(\$15,577,104.00)	(\$291,411.00)	(\$15,868,515.00)	(\$531,917.68)	\$2,505.36	(\$15,577,074.91)	(\$293,945.45)	
Grand Totals									
REVENUE TOTALS		.00	.00	.00	.00	.00	.00	.00	+++
EXPENSE TOTALS		15,577,104.00	291,411.00	15,868,515.00	531,917.68	(2,505.36)	15,577,074.91	293,945.45	98%
Grand Totals		(\$15,577,104.00)	(\$291,411.00)	(\$15,868,515.00)	(\$531,917.68)	\$2,505.36	(\$15,577,074.91)	(\$293,945.45)	



Budget Performance Report

Date Range 12/01/23 - 10/23/24

Include Rollup Account and Rollup to Account

Include Unposted Transactions

Account	Account Description	Adopted Budget	Budget Amendments	Amended Budget	Current Month Transactions	YTD Encumbrances	YTD Transactions	Budget - YTD Transactions	% Used/ Rec'd
Fund 001 - General Fund									
EXPENSE									
Department 380 - Sheriff									
Sub-Department 400 - Court Security									
40000	Salaries and Wages	2,540,630.00	.00	2,540,630.00	.00	.00	2,328,098.81	212,531.19	92
40003	Cost of Living Increase	.00	76,219.00	76,219.00	.00	.00	.00	76,219.00	0
40006	Union Wage Increase	101,182.00	.00	101,182.00	.00	.00	.00	101,182.00	0
40200	Overtime Salaries	128,110.00	.00	128,110.00	.00	.00	75,515.71	52,594.29	59
40310	Bond Call	24,000.00	.00	24,000.00	.00	.00	.00	24,000.00	0
45400	Uniform Allowance	60,000.00	.00	60,000.00	.00	.00	19,625.00	40,375.00	33
50150	Contractual/Consulting Services	16,100.00	.00	16,100.00	.00	.00	15,400.00	700.00	96
52150	Repairs and Maint- Comm Equip	15,000.00	.00	15,000.00	.00	.00	.00	15,000.00	0
52160	Repairs and Maint- Equipment	50,000.00	.00	50,000.00	2,663.13	.00	6,708.76	43,291.24	13
53100	Conferences and Meetings	1,000.00	.00	1,000.00	.00	.00	.00	1,000.00	0
53110	Employee Training	25,000.00	.00	25,000.00	8,836.00	.00	15,465.82	9,534.18	62
53120	Employee Mileage Expense	1,000.00	.00	1,000.00	.00	.00	.00	1,000.00	0
53150	Pre-Employ Drug Testing and Labs	5,000.00	.00	5,000.00	.00	.00	2,399.00	2,601.00	48
53160	Pre-Employment Physicals	5,000.00	.00	5,000.00	.00	.00	7,696.00	(2,696.00)	154
60000	Office Supplies	4,200.00	.00	4,200.00	450.60	.00	9,226.77	(5,026.77)	220
60010	Operating Supplies	15,590.00	.00	15,590.00	.00	.00	33,288.33	(17,698.33)	214
60080	Employee Recognition Supplies	1,500.00	.00	1,500.00	.00	.00	.00	1,500.00	0
60210	Uniform Supplies	30,000.00	.00	30,000.00	1,590.00	.00	24,586.22	5,413.78	82
60220	Weapons and Ammunition	20,000.00	.00	20,000.00	.00	.00	20,469.06	(469.06)	102
60250	Medical Supplies and Drugs	1,200.00	.00	1,200.00	.00	.00	.00	1,200.00	0
64000	Telephone	5,500.00	.00	5,500.00	3,133.95	.00	3,133.95	2,366.05	57
Sub-Department 400 - Court Security Totals		\$3,050,012.00	\$76,219.00	\$3,126,231.00	\$16,673.68	\$0.00	\$2,561,613.43	\$564,617.57	82%
Department 380 - Sheriff Totals		\$3,050,012.00	\$76,219.00	\$3,126,231.00	\$16,673.68	\$0.00	\$2,561,613.43	\$564,617.57	82%
EXPENSE TOTALS		\$3,050,012.00	\$76,219.00	\$3,126,231.00	\$16,673.68	\$0.00	\$2,561,613.43	\$564,617.57	82%
Fund 001 - General Fund Totals									
REVENUE TOTALS		.00	.00	.00	.00	.00	.00	.00	+++
EXPENSE TOTALS		3,050,012.00	76,219.00	3,126,231.00	16,673.68	.00	2,561,613.43	564,617.57	82%
Fund 001 - General Fund Totals		(\$3,050,012.00)	(\$76,219.00)	(\$3,126,231.00)	(\$16,673.68)	\$0.00	(\$2,561,613.43)	(\$564,617.57)	
Grand Totals									
REVENUE TOTALS		.00	.00	.00	.00	.00	.00	.00	+++
EXPENSE TOTALS		3,050,012.00	76,219.00	3,126,231.00	16,673.68	.00	2,561,613.43	564,617.57	82%
Grand Totals		(\$3,050,012.00)	(\$76,219.00)	(\$3,126,231.00)	(\$16,673.68)	\$0.00	(\$2,561,613.43)	(\$564,617.57)	



Budget Performance Report

Date Range 12/01/23 - 10/23/24

Include Rollup Account and Rollup to Account

Include Unposted Transactions

Account	Account Description	Adopted Budget	Budget Amendments	Amended Budget	Current Month Transactions	YTD Encumbrances	YTD Transactions	Budget - YTD Transactions	% Used/ Rec'd
Fund 128 - Sheriff's Vehicle & Equipment									
REVENUE									
Department 380 - Sheriff									
Sub-Department 000 - Revenues									
38000	Investment Income	73,137.00	.00	73,137.00	.00	.00	17,251.47	55,885.53	24
39125	Transfer from Public Safety Sales Tax Fund 125	434,000.00	.00	434,000.00	.00	.00	434,000.00	.00	100
39900	Fund Balance Utilization	141,085.00	.00	141,085.00	.00	.00	.00	141,085.00	0
Sub-Department 000 - Revenues Totals		\$648,222.00	\$0.00	\$648,222.00	\$0.00	\$0.00	\$451,251.47	\$196,970.53	70%
Department 380 - Sheriff Totals		\$648,222.00	\$0.00	\$648,222.00	\$0.00	\$0.00	\$451,251.47	\$196,970.53	70%
REVENUE TOTALS		\$648,222.00	\$0.00	\$648,222.00	\$0.00	\$0.00	\$451,251.47	\$196,970.53	70%
EXPENSE									
Department 380 - Sheriff									
Sub-Department 395 - Sheriff's Vehicle & Equipment									
52220	Equipment Lease	148,222.00	.00	148,222.00	.00	.00	148,221.22	.78	100
70070	Automotive Equipment	500,000.00	.00	500,000.00	.00	(1,063,071.20)	430,317.27	1,132,753.93	-127
Sub-Department 395 - Sheriff's Vehicle & Equipment Totals		\$648,222.00	\$0.00	\$648,222.00	\$0.00	(\$1,063,071.20)	\$578,538.49	\$1,132,754.71	-75%
Department 380 - Sheriff Totals		\$648,222.00	\$0.00	\$648,222.00	\$0.00	(\$1,063,071.20)	\$578,538.49	\$1,132,754.71	-75%
EXPENSE TOTALS		\$648,222.00	\$0.00	\$648,222.00	\$0.00	(\$1,063,071.20)	\$578,538.49	\$1,132,754.71	-75%
Fund 128 - Sheriff's Vehicle & Equipment Totals									
REVENUE TOTALS		648,222.00	.00	648,222.00	.00	.00	451,251.47	196,970.53	70%
EXPENSE TOTALS		648,222.00	.00	648,222.00	.00	(1,063,071.20)	578,538.49	1,132,754.71	-75%
Fund 128 - Sheriff's Vehicle & Equipment Totals		\$0.00	\$0.00	\$0.00	\$0.00	\$1,063,071.20	(\$127,287.02)	(\$935,784.18)	
Grand Totals									
REVENUE TOTALS		648,222.00	.00	648,222.00	.00	.00	451,251.47	196,970.53	70%
EXPENSE TOTALS		648,222.00	.00	648,222.00	.00	(1,063,071.20)	578,538.49	1,132,754.71	-75%
Grand Totals		\$0.00	\$0.00	\$0.00	\$0.00	\$1,063,071.20	(\$127,287.02)	(\$935,784.18)	



Budget Performance Report

Date Range 12/01/23 - 10/23/24

Include Rollup Account and Rollup to Account

Include Unposted Transactions

Account	Account Description	Adopted Budget	Budget Amendments	Amended Budget	Current Month Transactions	YTD Encumbrances	YTD Transactions	Budget - YTD Transactions	% Used/ Rec'd
Fund 001 - General Fund									
EXPENSE									
Department 380 - Sheriff									
Sub-Department 380 - Sheriff									
40000	Salaries and Wages	11,115,510.00	.00	11,115,510.00	.00	.00	10,306,985.39	808,524.61	93
40002	Non-Union Wage Increase	1.00	.00	1.00	.00	.00	.00	1.00	0
40003	Cost of Living Increase	.00	333,465.00	333,465.00	.00	.00	.00	333,465.00	0
40006	Union Wage Increase	326,951.00	.00	326,951.00	.00	.00	.00	326,951.00	0
40200	Overtime Salaries	591,973.00	.00	591,973.00	.00	.00	742,054.99	(150,081.99)	125
40320	Merit Employee Longevity	152,628.00	.00	152,628.00	.00	.00	85,773.45	66,854.55	56
45400	Uniform Allowance	149,600.00	.00	149,600.00	.00	.00	71,400.00	78,200.00	48
50150	Contractual/Consulting Services	97,820.00	.00	97,820.00	8,842.40	.00	253,064.06	(155,244.06)	259
50210	Medical/Dental/Hospital Services	15,000.00	.00	15,000.00	3,595.00	.00	15,998.91	(998.91)	107
50300	Extradition Costs	30,000.00	.00	30,000.00	7,197.86	.00	41,593.36	(11,593.36)	139
50340	Software Licensing Cost	.00	.00	.00	.00	(4,922.95)	.00	4,922.95	+++
52140	Repairs and Maint- Copiers	11,000.00	.00	11,000.00	2,187.00	355.12	7,252.82	3,392.06	69
52150	Repairs and Maint- Comm Equip	4,200.00	.00	4,200.00	159.45	.00	3,248.83	951.17	77
52160	Repairs and Maint- Equipment	2,000.00	.00	2,000.00	271.88	(17,843.00)	1,672.83	18,170.17	-809
52230	Repairs and Maint- Vehicles	165,000.00	.00	165,000.00	12,226.41	(72,360.00)	231,247.93	6,112.07	96
53110	Employee Training	75,000.00	.00	75,000.00	11,378.57	.00	158,892.68	(83,892.68)	212
53150	Pre-Employ Drug Testing and Labs	.00	.00	.00	.00	.00	1,945.00	(1,945.00)	+++
55032	Sheriff Reimbursable Expense	.00	.00	.00	7,810.96	.00	83,532.74	(83,532.74)	+++
60000	Office Supplies	10,000.00	.00	10,000.00	453.51	(10,725.30)	5,100.37	15,624.93	-56
60010	Operating Supplies	55,000.00	.00	55,000.00	27,631.32	4,372.73	207,873.43	(157,246.16)	386
60020	Computer Related Supplies	.00	.00	.00	.00	569.68	.00	(569.68)	+++
60180	S.W.A.T. Supplies	50,000.00	.00	50,000.00	20,849.80	.00	48,183.37	1,816.63	96
60190	Bomb Squad Supplies	50,000.00	.00	50,000.00	.00	.00	12,903.17	37,096.83	26
60210	Uniform Supplies	20,000.00	.00	20,000.00	4,105.64	.00	28,992.65	(8,992.65)	145
60220	Weapons and Ammunition	35,000.00	.00	35,000.00	.00	.00	35,079.09	(79.09)	100
63040	Fuel- Vehicles	400,000.00	.00	400,000.00	39,041.45	.00	442,525.47	(42,525.47)	111
70070	Automotive Equipment	.00	.00	.00	.00	307,926.00	.00	(307,926.00)	+++
72010	Building Improvements	.00	.00	.00	.00	6,484.00	.00	(6,484.00)	+++
Sub-Department 380 - Sheriff Totals		\$13,356,683.00	\$333,465.00	\$13,690,148.00	\$145,751.25	\$213,856.28	\$12,785,320.54	\$690,971.18	95%
Department 380 - Sheriff Totals		\$13,356,683.00	\$333,465.00	\$13,690,148.00	\$145,751.25	\$213,856.28	\$12,785,320.54	\$690,971.18	95%
EXPENSE TOTALS		\$13,356,683.00	\$333,465.00	\$13,690,148.00	\$145,751.25	\$213,856.28	\$12,785,320.54	\$690,971.18	95%
Fund 001 - General Fund Totals									
REVENUE TOTALS		.00	.00	.00	.00	.00	.00	.00	+++
EXPENSE TOTALS		13,356,683.00	333,465.00	13,690,148.00	145,751.25	213,856.28	12,785,320.54	690,971.18	95%
Fund 001 - General Fund Totals		(\$13,356,683.00)	(\$333,465.00)	(\$13,690,148.00)	(\$145,751.25)	(\$213,856.28)	(\$12,785,320.54)	(\$690,971.18)	



Budget Performance Report

Date Range 12/01/23 - 10/23/24

Include Rollup Account and Rollup to Account

Include Unposted Transactions

Grand Totals									
REVENUE TOTALS	.00	.00	.00	.00	.00	.00	.00	.00	+++
EXPENSE TOTALS	13,356,683.00	333,465.00	13,690,148.00	145,751.25	213,856.28	12,785,320.54	690,971.18	95%	
Grand Totals	(\$13,356,683.00)	(\$333,465.00)	(\$13,690,148.00)	(\$145,751.25)	(\$213,856.28)	(\$12,785,320.54)	(\$690,971.18)		



Budget Performance Report

Date Range 12/01/23 - 10/23/24

Include Rollup Account and Rollup to Account

Include Unposted Transactions

Account	Account Description	Adopted Budget	Budget Amendments	Amended Budget	Current Month Transactions	YTD Encumbrances	YTD Transactions	Budget - YTD Transactions	% Used/ Rec'd
Fund 001 - General Fund									
REVENUE									
Department 380 - Sheriff									
Sub-Department 000 - Revenues									
32078	Sheriff RSAT Grant	.00	.00	.00	.00	.00	62,500.00	(62,500.00)	+++
32220	State Alien Assistance Grant	100,000.00	.00	100,000.00	.00	.00	.00	100,000.00	0
32650	Justice Assistance Grant	20,000.00	.00	20,000.00	.00	.00	35,068.99	(15,068.99)	175
32719	CLEPD Grant	.00	.00	.00	.00	.00	138,488.86	(138,488.86)	+++
33900	Miscellaneous Grants	22,000.00	.00	22,000.00	2,078.44	.00	18,596.77	3,403.23	85
34350	Detail Fees	185,000.00	.00	185,000.00	.00	.00	245,094.76	(60,094.76)	132
34360	Net Civil Processing Fees	325,000.00	.00	325,000.00	.00	.00	136,575.00	188,425.00	42
34370	Chancery Foreclosure Fees	110,000.00	.00	110,000.00	.00	.00	89,000.00	21,000.00	81
34380	Body Writ Fees	18,000.00	.00	18,000.00	.00	.00	9,023.50	8,976.50	50
34390	Accident Copy Fees	4,000.00	.00	4,000.00	.00	.00	4,092.75	(92.75)	102
34400	Weekend Prisoner Fees	6,000.00	.00	6,000.00	.00	.00	5,632.72	367.28	94
34430	Inmate Telephone Fees- AJF	250,000.00	.00	250,000.00	.00	.00	181,101.46	68,898.54	72
34440	Fingerprinting Fees	2,500.00	.00	2,500.00	.00	.00	1,585.00	915.00	63
34450	Bond Fees	1,000.00	.00	1,000.00	.00	.00	15,610.00	(14,610.00)	1561
34470	Court Security Fees	600,000.00	.00	600,000.00	.00	.00	530,868.85	69,131.15	88
34490	Electronic Monitoring Fees	60,000.00	.00	60,000.00	.00	.00	63,535.96	(3,535.96)	106
35900	Miscellaneous Fees	5,000.00	.00	5,000.00	.00	.00	1,005.00	3,995.00	20
36060	Traffic Violation Fines	100,000.00	.00	100,000.00	.00	.00	57,936.32	42,063.68	58
36080	Eviction Fines	5,000.00	.00	5,000.00	.00	.00	131,549.50	(126,549.50)	2631
37060	Prisoner Transfer Reimbursement	3,000.00	.00	3,000.00	113.40	.00	2,952.60	47.40	98
37082	Sheriff PCard Reimbursement	.00	.00	.00	.00	.00	75,721.68	(75,721.68)	+++
37085	Sheriff Salary Reimbursement	106,656.00	.00	106,656.00	9,186.46	.00	89,476.92	17,179.08	84
37130	Emergency Mgmt Reimbursement	.00	.00	.00	.00	.00	8,799.67	(8,799.67)	+++
37240	Sheriff Training Reimbursement	15,000.00	.00	15,000.00	.00	.00	6,430.20	8,569.80	43
37500	Board and Care Reimbursements	500,000.00	.00	500,000.00	.00	.00	17,400.00	482,600.00	3
37625	Overtime Reimbursement	30,000.00	.00	30,000.00	.00	.00	14,313.49	15,686.51	48
37900	Miscellaneous Reimbursement	80,000.00	.00	80,000.00	.00	.00	364,579.18	(284,579.18)	456
38530	Auction Sales	20,000.00	.00	20,000.00	1,325.00	.00	58,042.00	(38,042.00)	290
Sub-Department 000 - Revenues Totals		\$2,568,156.00	\$0.00	\$2,568,156.00	\$12,703.30	\$0.00	\$2,364,981.18	\$203,174.82	92%
Department 380 - Sheriff Totals		\$2,568,156.00	\$0.00	\$2,568,156.00	\$12,703.30	\$0.00	\$2,364,981.18	\$203,174.82	92%
REVENUE TOTALS		\$2,568,156.00	\$0.00	\$2,568,156.00	\$12,703.30	\$0.00	\$2,364,981.18	\$203,174.82	92%
Fund 001 - General Fund Totals									
REVENUE TOTALS		2,568,156.00	.00	2,568,156.00	12,703.30	.00	2,364,981.18	203,174.82	92%
EXPENSE TOTALS		.00	.00	.00	.00	.00	.00	.00	+++
Fund 001 - General Fund Totals		\$2,568,156.00	\$0.00	\$2,568,156.00	\$12,703.30	\$0.00	\$2,364,981.18	\$203,174.82	



Budget Performance Report

Date Range 12/01/23 - 10/23/24

Include Rollup Account and Rollup to Account

Include Unposted Transactions

Grand Totals									
REVENUE TOTALS	2,568,156.00	.00	2,568,156.00	12,703.30	.00	2,364,981.18	203,174.82	92%	
EXPENSE TOTALS	.00	.00	.00	.00	.00	.00	.00	+++	
Grand Totals	\$2,568,156.00	\$0.00	\$2,568,156.00	\$12,703.30	\$0.00	\$2,364,981.18	\$203,174.82		

Transaction - Last month

10/1/2024 through 10/31/2024

11/1/2024

Page 1

Date	Account	Num	Description	Memo	Category	Tag	Clr	Amount
BALANCE 9/30/2024								98,387.06
10/1/2024	Canteen C...	EFT	UpS	Inv# 559F...				-355.11
10/1/2024	Canteen C...	EFT	Comcast	Acct# 021... Utilities:Ca...				-120.08
10/1/2024	Canteen C...	EFT	Comcast	Acct# 023... Utilities:Ca...				-294.81
10/1/2024	Canteen C...	EFT	Warehouse...	INV# 5797...Office Supp...				-254.16
10/1/2024	Canteen C...	9111	Aramark	Inv# 1561 Trustee Bags				-1,300.24
10/1/2024	Canteen C...	9112	Ic Solutions	Ref# 0149... Pre-Paid P...				-4,606.50
10/1/2024	Canteen C...	9113	Rudy Gonzl...	Small buis... Detainee Pr...				-5,000.00
10/1/2024	Canteen C...	9114	Porfirio Ro...	Special ev... Detainee Pr...				-300.00
10/1/2024	Canteen C...	DEP	Detainee F...	EHM Fees Misc				150.00
10/1/2024	Canteen C...	DEP	Aramark	Comm 9-1... Commissar...				5,651.20
10/1/2024	Canteen C...	DEP	Aramark	Comm 9-1... Commissar...				4,086.23
10/1/2024	Canteen C...	EFT	Amazon.com	Pencil sha... Misc				-80.08
10/1/2024	Canteen C...	EFT	Amazon.com	Microwave... Misc				-95.94
10/2/2024	Canteen C...	9115	Porfirio Ro...	Chef's Cla... Detainee Pr...				-150.00
10/4/2024	Canteen C...	EFT	Sysco	Supplies f... Detainee Pr...				-64.55
10/4/2024	Canteen C...	EFT	Sysco	Supplies f... Detainee Pr...				-1,025.40
10/4/2024	Canteen C...	9116	Association...	Inv# 61996 Service Ch...				-2,083.33
10/4/2024	Canteen C...	9117	Ecker Cent...	Inv# 24-10... Service Ch...				-2,083.33
10/4/2024	Canteen C...	9118	Seth Shenb...	Mileage R... Detainee Pr...				-308.20
10/4/2024	Canteen C...	9119	Aramark	Inv# 1564 Trustee Bags				-1,061.69
10/4/2024	Canteen C...	DEP	Detainee F...	EHM Fees Misc				100.00
10/7/2024	Canteen C...	EFT	UpS	Inv# 559F...				-16.90
10/7/2024	Canteen C...	DEP	Detainee F...	EHM Fees Misc				150.00
10/7/2024	Canteen C...	DEP	Detainee F...	Sept 2024... Misc				1,367.04
10/7/2024	Canteen C...	9120	DETAINEE ...	Reimb for ... Misc				-98.06
10/7/2024	Canteen C...	EFT	Tractor Sup...	Food for d... Misc				-108.98
10/8/2024	Canteen C...	9121	Maureen S...	re-entry pr... Detainee Pr...				-3,499.98
10/8/2024	Canteen C...	9122	Seth Shenb...	Re-entry p... Detainee Pr...				-1,500.00
10/8/2024	Canteen C...	9123	Language L...	Inv# 1140... Translator				-232.27
10/8/2024	Canteen C...	EFT	Warehouse...	INV# 5805... Office Supp...				-254.16
10/9/2024	Canteen C...	9124	Porfirio Ro...	Chef's Cla... Detainee Pr...				-150.00
10/9/2024	Canteen C...	EFT	Sysco	Supplies f... Detainee Pr...				-680.36
10/10/2024	Canteen C...	DEP	DETAINEE ...	EHM Fees Misc				100.00
10/10/2024	Canteen C...	DEP	DETAINEE ...	Reimb for ... Misc				55.00
10/11/2024	Canteen C...	9125	Aramark	Inv# 1567 Trustee Bags				-1,048.48
10/15/2024	Canteen C...	9127	Kane Count...	Sept 2024... Misc				-2,817.28
10/15/2024	Canteen C...	DEP	Aramark	Comm 9-2... Commissar...				6,785.87
10/15/2024	Canteen C...	EFT	UpS	Inv# 559F...				-16.90
10/15/2024	Canteen C...	DEP	Orange Co...	Reimb for ... Misc				25.55
10/15/2024	Canteen C...	DEP	DETAINEE ...	EHM Fees Misc				100.00
10/16/2024	Canteen C...	9128	Porfirio Ro...	Chef's Cla... Detainee Pr...				-150.00
10/16/2024	Canteen C...	DEP	SSA	Oct 2024 Social Secu...				1,200.00
10/16/2024	Canteen C...	EFT	Sysco	Supplies f... Detainee Pr...				-734.28
10/16/2024	Canteen C...	9129	Rudy Gonzl...	Small buis... Detainee Pr...				-4,900.00
10/17/2024	Canteen C...	DEP	DETAINEE ...	EHM Fees Misc				50.00
10/18/2024	Canteen C...	EFT	Tractor Sup...	Food for d... Misc				-35.98
10/21/2024	Canteen C...	EFT	UpS	Inv# 559F...				-16.90
10/21/2024	Canteen C...	9130	Aramark	Inv# 1570 Trustee Bags				-1,150.60
10/21/2024	Canteen C...	DEP	Aramark	Comm 10-... Commissar...				4,380.93
10/21/2024	Canteen C...	DEP	DETAINEE ...	EHM Fees Misc				200.00

Transaction - Last month

10/1/2024 through 10/31/2024

11/1/2024

Page 2

Date	Account	Num	Description	Memo	Category	Tag	Clr	Amount
10/22/2024	Canteen C...	EFT	Amazon.com detainee s...		Misc			-37.00
10/24/2024	Canteen C...	9131	Porfirio Ro...	Chef's Cla...	Detainee Pr...			-150.00
10/24/2024	Canteen C...	EFT	Sysco	Supplies f...	Detainee Pr...			-94.99
10/24/2024	Canteen C...		Sysco	Supplies f...	Detainee Pr...			-1,082.04
10/24/2024	Canteen C...	DEP	Ic Solutions	Comm Au...	Commission			11,154.60
10/25/2024	Canteen C...	9132	Aramark	Inv# 1573	Trustee Bags			-910.93
10/28/2024	Canteen C...	9133	Maureen S...	Reimb for ...	Supplies			-284.55
10/28/2024	Canteen C...	EFT	UpS	Inv# 559F...				-75.59
10/28/2024	Canteen C...	DEP	DETAINEE ...	EHM Fees	Misc			100.00
10/28/2024	Canteen C...	DEP	Aramark	Comm 10-...	Commissar...			2,788.26
10/30/2024	Canteen C...	9134	Porfirio Ro...	Chef's Cla...	Detainee Pr...			-150.00
10/30/2024	Canteen C...	EFT	Sysco	Supplies f...	Detainee Pr...			-101.55
10/30/2024	Canteen C...	EFT	Sysco	Supplies f...	Detainee Pr...			-1,062.41
10/30/2024	Canteen C...	EFT	Amazon.com	Supplies f...	Misc			-90.18
10/30/2024	Canteen C...	9135	Kane Count...	July, Augu...	Detainee Pr...			-651.17
10/31/2024	Canteen C...	DEP	Bank Interest	Bank inter...	Misc. Income			4.02
10/1/2024 - 10/31/2024								-2,836.26

BALANCE 10/31/2024

95,550.80

TOTAL INFLOWS 38,448.70

TOTAL OUTFLOWS -41,284.96

NET TOTAL -2,836.26

Kane County Sheriff's Office



37W755 IL Rt 38 • St Charles, IL 60175
Tel: (630) 232-6840 • Fax: (630) 513-6984
www.KaneSheriff.com

Ron Hain, Sheriff

Amy Johnson, Undersheriff

Sheriff's Office Fees

October 2024

CATEGORY	AMOUNT
ACCIDENT/COPY	\$590.00
BODY WRIT	\$1,020.50
BOND FEES	\$100.00
CHANCERY FORECLOSURE FEES	\$14,600.00
EVICTON FEES	\$11,007.00
ELECTRONIC HOME MONITORING	\$7,969.70
FINGERPRINTING FEES	\$40.00
MISCELLANEOUS FEES	\$25.00
MISCELLANEOUS REIMBURSEMENT	\$380.00
NET CIVIL PROCESSING FEES	\$18,750.00
TOTAL AMOUNT OF FEES	<u>\$54,482.20</u>

Report prepared by: Alicia Dominguez, CFO

Offline Bank Accounts Kane County Sheriff's Office

FUNDRAISING ACCOUNT

Current assets:	10/23/2024	
Bomb	\$	1,460.64
C.O.P.	\$	435.83
F.A.T.S./ Range	\$	318.46
Honor Guard	\$	291.41
K-9	\$	7,233.97
SWAT	\$	698.59
Explorer Program	\$	1,795.72
Total current assets	\$	12,234.62

AGENCY ACCOUNT

Current assets:	10/23/2024	
Article 36	\$	586.78
DUI	\$	-
E-Citation	\$	656.83
Escrow (Custodial Account)	\$	1,963,133.91
FTA	\$	55.49
Vehicle Maintenance	\$	-
Total current assets	\$	1,299.10

SHF DRUG ACCOUNTS

Current assets:	10/23/2024	
Drug Local	\$	789.05
Money Laundering	\$	64.09
Pending Asset Forfeitures	\$	39,471.00
Total current assets	\$	40,324.14

SHF ACCOUNT BALANCES

Current assets:	10/23/2024	
New Vehicle Fund	\$	-
Cannabis Fund	\$	7,676.08
Treasury	\$	1,996.20
DOJ	\$	4,762.27

STATE OF ILLINOIS)

SS.

COUNTY OF KANE)

REPORT NO. TMP-24-3176

MONTHLY REPORT

COUNTY OF KANE

L. Robert Russell
KANE COUNTY CORONER
 37W699 Illinois Route 38
 St. Charles, IL 60175



Phone 630-232-3535
 Fax 630-232-3431
 Website: www.co.kane.il

October Comparisons

	2023	2024
TOTAL REPORTED CASES	325	312
RTM	283	268
Sign Outs	19	18
Inquest/SOU	23	26
Homicide	3	2
Motor Vehicle	3	2
Suicide	2	4
Other/Overdose	15	18
TOTAL NUMBER OF VETERAN DEATHS	N/A	36
Natural		35
Suicide		0
Accident		1
TOTAL NUMBER OF COVID-19 DEATHS	3	1
TOTAL NUMBER OF AUTOPSIES CONDUCTED (SO, SOU, INQ)	30	26
TOTAL NUMBER OF TOXICOLOGIES CONDUCTED (SO, SOU, INQ)	33	30

Return To Medical: Reported natural deaths in which the death certificate is signed by the physician and requires minimal investigation by the Coroner's Office.

Sign Out: Reported natural deaths in which there is no attending physician available to sign the death certificate but there is documented medical history. These cases require moderate investigation by the Coroner's Office and may require that toxicology and/or an autopsy be conducted.

SOU: Reported deaths of a suspicious or unusual nature that require intensive and in-depth investigation by the Coroner's Office to determine the cause of death and the manner of death is determined by the Coroner. These cases usually require toxicology and/or an autopsy to be conducted.

Inquest: Reported deaths of a suspicious or unusual nature that require an intensive and in-depth investigation. The Coroner's Office is responsible for determining the cause of death and the manner of death is determined by a jury. These cases usually require toxicology and/or an autopsy to be conducted.

STATE OF ILLINOIS)

SS.

COUNTY OF KANE)

REPORT NO. TMP-24-3173

MONTHLY REPORT



SAO Through October for JPS Committee

Fiscal Year to Date 10/31/24
Include Rollup Account and Rollup to Account

Account	Account Description	Adopted Budget	Budget Amendments	Amended Budget	Current Month Transactions	YTD Encumbrances	YTD Transactions	Budget - YTD Transactions	% Used/ Rec'd
Fund 001 - General Fund									
REVENUE									
<i>Grants</i>									
32095	JJC Council Grant	59,072.00	.00	59,072.00	.00	.00	39,255.19	19,816.81	66
32155	SAMHSA CDSP Grant	.00	.00	.00	.00	.00	29,087.45	(29,087.45)	+++
32275	COSSAP Grant	412,170.00	.00	412,170.00	132,923.91	.00	335,857.49	76,312.51	81
	<i>Grants Totals</i>	<u>\$471,242.00</u>	<u>\$0.00</u>	<u>\$471,242.00</u>	<u>\$132,923.91</u>	<u>\$0.00</u>	<u>\$404,200.13</u>	<u>\$67,041.87</u>	<u>86%</u>
<i>Charges for Services</i>									
34250	State's Atty Prosecution Fees	400,000.00	.00	400,000.00	.00	.00	405,224.40	(5,224.40)	101
35010	Default Fees	.00	.00	.00	.00	.00	44,343.94	(44,343.94)	+++
35230	DV Diversion Program Fee	80,000.00	.00	80,000.00	.00	.00	53,285.64	26,714.36	67
35270	Drug Testing Administrative Fee	7,500.00	.00	7,500.00	.00	.00	7,242.03	257.97	97
35280	Drug Diversion Program Fee	45,000.00	.00	45,000.00	.00	.00	23,789.29	21,210.71	53
35345	Deferred Prosecution	90,000.00	.00	90,000.00	.00	.00	105,945.69	(15,945.69)	118
35350	D/A Deferred Prosecution	.00	.00	.00	.00	.00	1,366.00	(1,366.00)	+++
35900	Miscellaneous Fees	500.00	.00	500.00	.00	.00	52.00	448.00	10
	<i>Charges for Services Totals</i>	<u>\$623,000.00</u>	<u>\$0.00</u>	<u>\$623,000.00</u>	<u>\$0.00</u>	<u>\$0.00</u>	<u>\$641,248.99</u>	<u>(\$18,248.99)</u>	<u>103%</u>
<i>Fines</i>									
36000	State's Attorney Fines	275,000.00	.00	275,000.00	.00	.00	249,700.95	25,299.05	91
36010	Bond Forfeiture Fines	125,000.00	.00	125,000.00	.00	.00	27,789.00	97,211.00	22
	<i>Fines Totals</i>	<u>\$400,000.00</u>	<u>\$0.00</u>	<u>\$400,000.00</u>	<u>\$0.00</u>	<u>\$0.00</u>	<u>\$277,489.95</u>	<u>\$122,510.05</u>	<u>69%</u>
<i>Reimbursements</i>									
37030	States Atty Salary Reimbursement	197,438.00	.00	197,438.00	16,693.83	.00	176,217.78	21,220.22	89
	<i>Reimbursements Totals</i>	<u>\$197,438.00</u>	<u>\$0.00</u>	<u>\$197,438.00</u>	<u>\$16,693.83</u>	<u>\$0.00</u>	<u>\$176,217.78</u>	<u>\$21,220.22</u>	<u>89%</u>
<i>Other</i>									
38560	State's Attorney Refunds	.00	.00	.00	.00	.00	724.64	(724.64)	+++
	<i>Other Totals</i>	<u>\$0.00</u>	<u>\$0.00</u>	<u>\$0.00</u>	<u>\$0.00</u>	<u>\$0.00</u>	<u>\$724.64</u>	<u>(\$724.64)</u>	<u>+++</u>
	REVENUE TOTALS	<u>\$1,691,680.00</u>	<u>\$0.00</u>	<u>\$1,691,680.00</u>	<u>\$149,617.74</u>	<u>\$0.00</u>	<u>\$1,499,881.49</u>	<u>\$191,798.51</u>	<u>89%</u>
EXPENSE									
<i>Personnel Services- Salaries & Wages</i>									
40000	Salaries and Wages	8,522,767.00	.00	8,522,767.00	365,233.69	.00	7,902,301.56	620,465.44	93
40003	Cost of Living Increase	.00	255,683.00	255,683.00	.00	.00	.00	255,683.00	0
40004	Merit Increase	1,088,927.00	.00	1,088,927.00	.00	.00	.00	1,088,927.00	0
40310	Bond Call	148,000.00	.00	148,000.00	3,577.50	.00	91,608.75	56,391.25	62
40335	Stipend for Diversion Program	.00	.00	.00	191.80	.00	5,521.10	(5,521.10)	+++
	<i>Personnel Services- Salaries & Wages Totals</i>	<u>\$9,759,694.00</u>	<u>\$255,683.00</u>	<u>\$10,015,377.00</u>	<u>\$369,002.99</u>	<u>\$0.00</u>	<u>\$7,999,431.41</u>	<u>\$2,015,945.59</u>	<u>80%</u>
<i>Personnel Services- Employee Benefits</i>									
45100	FICA/SS Contribution	.00	.00	.00	.00	.00	30.60	(30.60)	+++
45200	IMRF Contribution	.00	.00	.00	.00	.00	18.32	(18.32)	+++
	<i>Personnel Services- Employee Benefits Totals</i>	<u>\$0.00</u>	<u>\$0.00</u>	<u>\$0.00</u>	<u>\$0.00</u>	<u>\$0.00</u>	<u>\$48.92</u>	<u>(\$48.92)</u>	<u>+++</u>



SAO Through October for JPS Committee

Fiscal Year to Date 10/31/24
Include Rollup Account and Rollup to Account

Account	Account Description	Adopted Budget	Budget Amendments	Amended Budget	Current Month Transactions	YTD Encumbrances	YTD Transactions	Budget - YTD Transactions	% Used/ Rec'd
Fund 001 - General Fund									
EXPENSE									
<i>Contractual Services</i>									
50150	Contractual/Consulting Services	189,151.00	.00	189,151.00	18,000.00	.00	141,761.67	47,389.33	75
50240	Trials and Costs of Hearing	40,000.00	.00	40,000.00	791.98	.00	28,361.05	11,638.95	71
50250	Legal Trial Notices	5,000.00	.00	5,000.00	.00	.00	.00	5,000.00	0
50260	Witness Costs	12,500.00	.00	12,500.00	500.00	.00	7,700.00	4,800.00	62
50270	Court Reporter Costs	70,000.00	.00	70,000.00	6,370.00	.00	54,351.75	15,648.25	78
52140	Repairs and Maint- Copiers	20,000.00	.00	20,000.00	1,589.26	.00	16,431.62	3,568.38	82
52160	Repairs and Maint- Equipment	1,000.00	.00	1,000.00	.00	.00	.00	1,000.00	0
52230	Repairs and Maint- Vehicles	12,000.00	.00	12,000.00	1,318.04	.00	3,305.14	8,694.86	28
53040	General Advertising	.00	250.00	250.00	.00	.00	.00	250.00	0
53060	General Printing	2,000.00	.00	2,000.00	.00	.00	.00	2,000.00	0
53100	Conferences and Meetings	18,000.00	250.00	18,250.00	2,925.73	.00	26,207.93	(7,957.93)	144
53104	Program Events	.00	2,000.00	2,000.00	.00	.00	434.36	1,565.64	22
53110	Employee Training	106,500.00	.00	106,500.00	8,117.14	.00	55,961.77	50,538.23	53
53120	Employee Mileage Expense	12,000.00	.00	12,000.00	439.76	.00	698.36	11,301.64	6
53130	General Association Dues	32,870.00	.00	32,870.00	24,150.00	.00	51,985.00	(19,115.00)	158
	<i>Contractual Services Totals</i>	\$521,021.00	\$2,500.00	\$523,521.00	\$64,201.91	\$0.00	\$387,198.65	\$136,322.35	74%
<i>Commodities</i>									
60000	Office Supplies	55,000.00	.00	55,000.00	3,104.40	6,415.44	40,288.09	8,296.47	85
60010	Operating Supplies	36,539.00	.00	36,539.00	2,822.75	.00	22,221.37	14,317.63	61
60050	Books and Subscriptions	105,360.00	.00	105,360.00	7,674.95	.00	73,988.69	31,371.31	70
60055	Office Equipment - Non Capital	25,000.00	.00	25,000.00	.00	.00	.00	25,000.00	0
60060	Computer Software- Non Capital	33,625.00	.00	33,625.00	233.71	.00	(26,931.24)	60,556.24	-80
60070	Computer Hardware- Non Capital	71,450.00	.00	71,450.00	865.45	(1,698.75)	58,950.66	14,198.09	80
60570	Office Furniture - Non-Capital	22,750.00	.00	22,750.00	6,572.52	.00	7,776.69	14,973.31	34
63040	Fuel- Vehicles	18,000.00	.00	18,000.00	978.12	.00	10,382.99	7,617.01	58
	<i>Commodities Totals</i>	\$367,724.00	\$0.00	\$367,724.00	\$22,251.90	\$4,716.69	\$186,677.25	\$176,330.06	52%
<i>Capital</i>									
70070	Automotive Equipment	.00	.00	.00	.00	.00	36,096.03	(36,096.03)	+++
70100	Copiers	.00	.00	.00	.00	.00	453.09	(453.09)	+++
	<i>Capital Totals</i>	\$0.00	\$0.00	\$0.00	\$0.00	\$0.00	\$36,549.12	(\$36,549.12)	+++
	EXPENSE TOTALS	\$10,648,439.00	\$258,183.00	\$10,906,622.00	\$455,456.80	\$4,716.69	\$8,609,905.35	\$2,291,999.96	79%
Fund 001 - General Fund Totals									
	REVENUE TOTALS	1,691,680.00	.00	1,691,680.00	149,617.74	.00	1,499,881.49	191,798.51	89%
	EXPENSE TOTALS	10,648,439.00	258,183.00	10,906,622.00	455,456.80	4,716.69	8,609,905.35	2,291,999.96	79%
	Fund 001 - General Fund Totals	(\$8,956,759.00)	(\$258,183.00)	(\$9,214,942.00)	(\$305,839.06)	(\$4,716.69)	(\$7,110,023.86)	(\$2,100,201.45)	



SAO Through October for JPS Committee

Fiscal Year to Date 10/31/24
Include Rollup Account and Rollup to Account

Account	Account Description	Adopted Budget	Budget Amendments	Amended Budget	Current Month Transactions	YTD Encumbrances	YTD Transactions	Budget - YTD Transactions	% Used/ Rec'd
Fund 010 - Insurance Liability									
EXPENSE									
<i>Personnel Services- Salaries & Wages</i>									
40000	Salaries and Wages	1,403,357.00	55,000.00	1,458,357.00	63,090.95	.00	1,401,940.31	56,416.69	96
40003	Cost of Living Increase	42,101.00	.00	42,101.00	.00	.00	.00	42,101.00	0
40004	Merit Increase	127,348.00	.00	127,348.00	.00	.00	.00	127,348.00	0
<i>Personnel Services- Salaries & Wages Totals</i>		\$1,572,806.00	\$55,000.00	\$1,627,806.00	\$63,090.95	\$0.00	\$1,401,940.31	\$225,865.69	86%
<i>Personnel Services- Employee Benefits</i>									
45000	Healthcare Contribution	186,624.00	11,460.00	198,084.00	13,224.13	.00	260,819.60	(62,735.60)	132
45010	Dental Contribution	5,499.00	717.00	6,216.00	293.39	.00	5,676.61	539.39	91
45100	FICA/SS Contribution	110,578.00	4,208.00	114,786.00	4,591.64	.00	102,538.35	12,247.65	89
45200	IMRF Contribution	66,202.00	2,519.00	68,721.00	2,748.97	.00	61,594.36	7,126.64	90
53010	Workers Compensation	32,758.00	1,177.00	33,935.00	.00	.00	.00	33,935.00	0
<i>Personnel Services- Employee Benefits Totals</i>		\$401,661.00	\$20,081.00	\$421,742.00	\$20,858.13	\$0.00	\$430,628.92	(\$8,886.92)	102%
<i>Contractual Services</i>									
50150	Contractual/Consulting Services	.00	.00	.00	.00	.00	3,000.00	(3,000.00)	+++
50160	Legal Services	400,000.00	.00	400,000.00	71,993.18	.00	336,981.30	63,018.70	84
50240	Trials and Costs of Hearing	20,000.00	.00	20,000.00	.00	.00	6,389.60	13,610.40	32
50250	Legal Trial Notices	15,000.00	.00	15,000.00	360.00	.00	5,276.09	9,723.91	35
50260	Witness Costs	.00	.00	.00	.00	.00	1,400.00	(1,400.00)	+++
50270	Court Reporter Costs	18,000.00	.00	18,000.00	288.00	.00	14,583.45	3,416.55	81
50290	Investigations	.00	.00	.00	.00	.00	200.00	(200.00)	+++
52140	Repairs and Maint- Copiers	4,500.00	.00	4,500.00	398.43	.00	4,149.19	350.81	92
53000	Liability Insurance	47,605.00	1,711.00	49,316.00	.00	.00	.00	49,316.00	0
53020	Unemployment Claims	766.00	28.00	794.00	.00	.00	.00	794.00	0
53100	Conferences and Meetings	7,500.00	.00	7,500.00	.00	.00	.00	7,500.00	0
53110	Employee Training	10,000.00	.00	10,000.00	5,105.24	.00	9,633.74	366.26	96
53120	Employee Mileage Expense	1,000.00	.00	1,000.00	.00	.00	.00	1,000.00	0
53130	General Association Dues	6,510.00	.00	6,510.00	4,235.00	.00	10,010.00	(3,500.00)	154
<i>Contractual Services Totals</i>		\$530,881.00	\$1,739.00	\$532,620.00	\$82,379.85	\$0.00	\$391,623.37	\$140,996.63	74%
<i>Commodities</i>									
60000	Office Supplies	3,000.00	6,180.00	9,180.00	687.35	.00	2,242.80	6,937.20	24
60050	Books and Subscriptions	3,500.00	.00	3,500.00	.00	.00	.00	3,500.00	0
60060	Computer Software- Non Capital	.00	17,000.00	17,000.00	3,811.50	.00	11,434.50	5,565.50	67
<i>Commodities Totals</i>		\$6,500.00	\$23,180.00	\$29,680.00	\$4,498.85	\$0.00	\$13,677.30	\$16,002.70	46%
EXPENSE TOTALS		\$2,511,848.00	\$100,000.00	\$2,611,848.00	\$170,827.78	\$0.00	\$2,237,869.90	\$373,978.10	86%
Fund 010 - Insurance Liability Totals									
REVENUE TOTALS		.00	.00	.00	.00	.00	.00	.00	+++
EXPENSE TOTALS		2,511,848.00	100,000.00	2,611,848.00	170,827.78	.00	2,237,869.90	373,978.10	86%
Fund 010 - Insurance Liability Totals		(\$2,511,848.00)	(\$100,000.00)	(\$2,611,848.00)	(\$170,827.78)	\$0.00	(\$2,237,869.90)	(\$373,978.10)	



SAO Through October for JPS Committee

Fiscal Year to Date 10/31/24
Include Rollup Account and Rollup to Account

Account	Account Description	Adopted Budget	Budget Amendments	Amended Budget	Current Month Transactions	YTD Encumbrances	YTD Transactions	Budget - YTD Transactions	% Used/ Rec'd
Fund 220 - Title IV-D									
REVENUE									
<i>Grants</i>									
32020	Title IV-D Grant	712,070.00	.00	712,070.00	.00	.00	567,381.83	144,688.17	80
	<i>Grants Totals</i>	\$712,070.00	\$0.00	\$712,070.00	\$0.00	\$0.00	\$567,381.83	\$144,688.17	80%
<i>Interest Revenue</i>									
38000	Investment Income	.00	.00	.00	.00	.00	8,517.40	(8,517.40)	+++
	<i>Interest Revenue Totals</i>	\$0.00	\$0.00	\$0.00	\$0.00	\$0.00	\$8,517.40	(\$8,517.40)	+++
<i>Other</i>									
39900	Fund Balance Utilization	149,378.00	.00	149,378.00	.00	.00	.00	149,378.00	0
	<i>Other Totals</i>	\$149,378.00	\$0.00	\$149,378.00	\$0.00	\$0.00	\$0.00	\$149,378.00	0%
<i>Transfers In</i>									
39120	Transfer from Grand Victoria Casino Elgin Fund 120	29,828.00	.00	29,828.00	.00	.00	29,828.00	.00	100
	<i>Transfers In Totals</i>	\$29,828.00	\$0.00	\$29,828.00	\$0.00	\$0.00	\$29,828.00	\$0.00	100%
	REVENUE TOTALS	\$891,276.00	\$0.00	\$891,276.00	\$0.00	\$0.00	\$605,727.23	\$285,548.77	68%
EXPENSE									
<i>Personnel Services- Salaries & Wages</i>									
40000	Salaries and Wages	518,687.00	.00	518,687.00	24,854.01	.00	559,318.10	(40,631.10)	108
40003	Cost of Living Increase	15,561.00	.00	15,561.00	.00	.00	.00	15,561.00	0
40004	Merit Increase	99,973.00	.00	99,973.00	.00	.00	.00	99,973.00	0
	<i>Personnel Services- Salaries & Wages Totals</i>	\$634,221.00	\$0.00	\$634,221.00	\$24,854.01	\$0.00	\$559,318.10	\$74,902.90	88%
<i>Personnel Services- Employee Benefits</i>									
45000	Healthcare Contribution	94,458.00	.00	94,458.00	4,099.56	.00	86,303.44	8,154.56	91
45010	Dental Contribution	3,367.00	.00	3,367.00	146.06	.00	3,051.76	315.24	91
45100	FICA/SS Contribution	40,870.00	.00	40,870.00	1,838.76	.00	41,501.23	(631.23)	102
45200	IMRF Contribution	24,469.00	.00	24,469.00	1,100.85	.00	24,932.12	(463.12)	102
53010	Workers Compensation	13,240.00	.00	13,240.00	.00	.00	.00	13,240.00	0
	<i>Personnel Services- Employee Benefits Totals</i>	\$176,404.00	\$0.00	\$176,404.00	\$7,185.23	\$0.00	\$155,788.55	\$20,615.45	88%
<i>Contractual Services</i>									
50150	Contractual/Consulting Services	25,000.00	.00	25,000.00	.00	.00	.00	25,000.00	0
50240	Trials and Costs of Hearing	10,000.00	.00	10,000.00	.00	.00	.00	10,000.00	0
50280	Legal Process Server Costs	2,000.00	.00	2,000.00	.00	.00	.00	2,000.00	0
53000	Liability Insurance	19,241.00	.00	19,241.00	.00	.00	.00	19,241.00	0
53020	Unemployment Claims	310.00	.00	310.00	.00	.00	.00	310.00	0
53100	Conferences and Meetings	7,500.00	.00	7,500.00	369.96	.00	369.96	7,130.04	5
53110	Employee Training	10,000.00	.00	10,000.00	.00	.00	.00	10,000.00	0
53130	General Association Dues	2,100.00	.00	2,100.00	1,540.00	.00	3,640.00	(1,540.00)	173
	<i>Contractual Services Totals</i>	\$76,151.00	\$0.00	\$76,151.00	\$1,909.96	\$0.00	\$4,009.96	\$72,141.04	5%
<i>Commodities</i>									
60000	Office Supplies	3,000.00	.00	3,000.00	.00	.00	.00	3,000.00	0
60040	Postage	250.00	.00	250.00	.00	.00	.00	250.00	0



SAO Through October for JPS Committee

Fiscal Year to Date 10/31/24
Include Rollup Account and Rollup to Account

Account	Account Description	Adopted Budget	Budget Amendments	Amended Budget	Current Month Transactions	YTD Encumbrances	YTD Transactions	Budget - YTD Transactions	% Used/ Rec'd
Fund 220 - Title IV-D									
EXPENSE									
<i>Commodities</i>									
60050	Books and Subscriptions	1,000.00	.00	1,000.00	.00	.00	.00	1,000.00	0
60060	Computer Software- Non Capital	250.00	.00	250.00	.00	.00	.00	250.00	0
	<i>Commodities Totals</i>	<u>\$4,500.00</u>	<u>\$0.00</u>	<u>\$4,500.00</u>	<u>\$0.00</u>	<u>\$0.00</u>	<u>\$0.00</u>	<u>\$4,500.00</u>	<u>0%</u>
	EXPENSE TOTALS	\$891,276.00	\$0.00	\$891,276.00	\$33,949.20	\$0.00	\$719,116.61	\$172,159.39	81%
Fund 220 - Title IV-D Totals									
	REVENUE TOTALS	891,276.00	.00	891,276.00	.00	.00	605,727.23	285,548.77	68%
	EXPENSE TOTALS	891,276.00	.00	891,276.00	33,949.20	.00	719,116.61	172,159.39	81%
Fund 220 - Title IV-D Totals									
		\$0.00	\$0.00	\$0.00	(\$33,949.20)	\$0.00	(\$113,389.38)	\$113,389.38	
Fund 221 - Drug Prosecution									
REVENUE									
<i>Grants</i>									
32030	Drug Prosecution Grant	127,431.00	.00	127,431.00	.00	.00	95,573.25	31,857.75	75
	<i>Grants Totals</i>	<u>\$127,431.00</u>	<u>\$0.00</u>	<u>\$127,431.00</u>	<u>\$0.00</u>	<u>\$0.00</u>	<u>\$95,573.25</u>	<u>\$31,857.75</u>	<u>75%</u>
<i>Fines</i>									
36020	Drug Fines	55,000.00	.00	55,000.00	.00	.00	27,635.49	27,364.51	50
36025	Forfeited Funds	.00	.00	.00	8,164.42	.00	77,855.69	(77,855.69)	+++
	<i>Fines Totals</i>	<u>\$55,000.00</u>	<u>\$0.00</u>	<u>\$55,000.00</u>	<u>\$8,164.42</u>	<u>\$0.00</u>	<u>\$105,491.18</u>	<u>(\$50,491.18)</u>	<u>192%</u>
<i>Interest Revenue</i>									
38000	Investment Income	.00	.00	.00	.00	.00	7,134.27	(7,134.27)	+++
	<i>Interest Revenue Totals</i>	<u>\$0.00</u>	<u>\$0.00</u>	<u>\$0.00</u>	<u>\$0.00</u>	<u>\$0.00</u>	<u>\$7,134.27</u>	<u>(\$7,134.27)</u>	<u>+++</u>
<i>Other</i>									
39900	Fund Balance Utilization	31,988.00	.00	31,988.00	.00	.00	.00	31,988.00	0
	<i>Other Totals</i>	<u>\$31,988.00</u>	<u>\$0.00</u>	<u>\$31,988.00</u>	<u>\$0.00</u>	<u>\$0.00</u>	<u>\$0.00</u>	<u>\$31,988.00</u>	<u>0%</u>
<i>Transfers In</i>									
39120	Transfer from Grand Victoria Casino Elgin Fund 120	356,327.00	.00	356,327.00	.00	.00	356,327.00	.00	100
	<i>Transfers In Totals</i>	<u>\$356,327.00</u>	<u>\$0.00</u>	<u>\$356,327.00</u>	<u>\$0.00</u>	<u>\$0.00</u>	<u>\$356,327.00</u>	<u>\$0.00</u>	<u>100%</u>
	REVENUE TOTALS	\$570,746.00	\$0.00	\$570,746.00	\$8,164.42	\$0.00	\$564,525.70	\$6,220.30	99%
EXPENSE									
<i>Personnel Services- Salaries & Wages</i>									
40000	Salaries and Wages	385,005.00	.00	385,005.00	18,075.08	.00	401,397.24	(16,392.24)	104
40003	Cost of Living Increase	11,551.00	.00	11,551.00	.00	.00	.00	11,551.00	0
40004	Merit Increase	64,599.00	.00	64,599.00	.00	.00	.00	64,599.00	0
	<i>Personnel Services- Salaries & Wages Totals</i>	<u>\$461,155.00</u>	<u>\$0.00</u>	<u>\$461,155.00</u>	<u>\$18,075.08</u>	<u>\$0.00</u>	<u>\$401,397.24</u>	<u>\$59,757.76</u>	<u>87%</u>
<i>Personnel Services- Employee Benefits</i>									
45000	Healthcare Contribution	32,902.00	.00	32,902.00	3,420.59	.00	60,492.81	(27,590.81)	184
45010	Dental Contribution	2,259.00	.00	2,259.00	100.18	.00	1,850.99	408.01	82
45100	FICA/SS Contribution	30,337.00	.00	30,337.00	1,322.68	.00	29,658.63	678.37	98



SAO Through October for JPS Committee

Fiscal Year to Date 10/31/24
Include Rollup Account and Rollup to Account

Account	Account Description	Adopted Budget	Budget Amendments	Amended Budget	Current Month Transactions	YTD Encumbrances	YTD Transactions	Budget - YTD Transactions	% Used/ Rec'd
Fund 221 - Drug Prosecution									
EXPENSE									
<i>Personnel Services- Employee Benefits</i>									
45200	IMRF Contribution	18,163.00	.00	18,163.00	805.22	.00	18,284.51	(121.51)	101
53010	Workers Compensation	9,622.00	.00	9,622.00	.00	.00	.00	9,622.00	0
<i>Personnel Services- Employee Benefits Totals</i>		\$93,283.00	\$0.00	\$93,283.00	\$5,648.67	\$0.00	\$110,286.94	(\$17,003.94)	118%
<i>Contractual Services</i>									
50270	Court Reporter Costs	.00	.00	.00	1,562.75	.00	8,241.75	(8,241.75)	+++
53000	Liability Insurance	13,983.00	.00	13,983.00	.00	.00	.00	13,983.00	0
53020	Unemployment Claims	225.00	.00	225.00	.00	.00	.00	225.00	0
53100	Conferences and Meetings	.00	.00	.00	.00	.00	6,301.18	(6,301.18)	+++
53130	General Association Dues	2,100.00	.00	2,100.00	1,540.00	.00	3,350.00	(1,250.00)	160
<i>Contractual Services Totals</i>		\$16,308.00	\$0.00	\$16,308.00	\$3,102.75	\$0.00	\$17,892.93	(\$1,584.93)	110%
EXPENSE TOTALS		\$570,746.00	\$0.00	\$570,746.00	\$26,826.50	\$0.00	\$529,577.11	\$41,168.89	93%
Fund 221 - Drug Prosecution Totals									
REVENUE TOTALS		570,746.00	.00	570,746.00	8,164.42	.00	564,525.70	6,220.30	99%
EXPENSE TOTALS		570,746.00	.00	570,746.00	26,826.50	.00	529,577.11	41,168.89	93%
Fund 221 - Drug Prosecution Totals		\$0.00	\$0.00	\$0.00	(\$18,662.08)	\$0.00	\$34,948.59	(\$34,948.59)	
Fund 222 - Victim Coordinator Services									
REVENUE									
<i>Grants</i>									
32050	Atty General Victim Coord Grant	100,000.00	.00	100,000.00	.00	.00	75,000.00	25,000.00	75
<i>Grants Totals</i>		\$100,000.00	\$0.00	\$100,000.00	\$0.00	\$0.00	\$75,000.00	\$25,000.00	75%
<i>Interest Revenue</i>									
38000	Investment Income	.00	.00	.00	.00	.00	1,351.48	(1,351.48)	+++
<i>Interest Revenue Totals</i>		\$0.00	\$0.00	\$0.00	\$0.00	\$0.00	\$1,351.48	(\$1,351.48)	+++
<i>Other</i>									
39900	Fund Balance Utilization	21,896.00	.00	21,896.00	.00	.00	.00	21,896.00	0
<i>Other Totals</i>		\$21,896.00	\$0.00	\$21,896.00	\$0.00	\$0.00	\$0.00	\$21,896.00	0%
<i>Transfers In</i>									
39120	Transfer from Grand Victoria Casino Elgin Fund 120	246,804.00	.00	246,804.00	.00	.00	246,804.00	.00	100
<i>Transfers In Totals</i>		\$246,804.00	\$0.00	\$246,804.00	\$0.00	\$0.00	\$246,804.00	\$0.00	100%
REVENUE TOTALS		\$368,700.00	\$0.00	\$368,700.00	\$0.00	\$0.00	\$323,155.48	\$45,544.52	88%
EXPENSE									
<i>Personnel Services- Salaries & Wages</i>									
40000	Salaries and Wages	190,216.00	.00	190,216.00	6,065.70	.00	213,093.34	(22,877.34)	112
40003	Cost of Living Increase	5,707.00	.00	5,707.00	.00	.00	.00	5,707.00	0
40004	Merit Increase	24,248.00	.00	24,248.00	.00	.00	.00	24,248.00	0
<i>Personnel Services- Salaries & Wages Totals</i>		\$220,171.00	\$0.00	\$220,171.00	\$6,065.70	\$0.00	\$213,093.34	\$7,077.66	97%



SAO Through October for JPS Committee

Fiscal Year to Date 10/31/24
Include Rollup Account and Rollup to Account

Account	Account Description	Adopted Budget	Budget Amendments	Amended Budget	Current Month Transactions	YTD Encumbrances	YTD Transactions	Budget - YTD Transactions	% Used/ Rec'd
Fund 222 - Victim Coordinator Services									
EXPENSE									
<i>Personnel Services- Employee Benefits</i>									
45000	Healthcare Contribution	105,038.00	.00	105,038.00	2,439.06	.00	61,873.23	43,164.77	59
45010	Dental Contribution	8,159.00	.00	8,159.00	72.17	.00	1,916.42	6,242.58	23
45100	FICA/SS Contribution	14,989.00	.00	14,989.00	422.26	.00	15,336.49	(347.49)	102
45200	IMRF Contribution	8,974.00	.00	8,974.00	252.82	.00	9,223.25	(249.25)	103
53010	Workers Compensation	4,590.00	.00	4,590.00	.00	.00	.00	4,590.00	0
<i>Personnel Services- Employee Benefits Totals</i>		\$141,750.00	\$0.00	\$141,750.00	\$3,186.31	\$0.00	\$88,349.39	\$53,400.61	62%
<i>Contractual Services</i>									
53000	Liability Insurance	6,671.00	.00	6,671.00	.00	.00	.00	6,671.00	0
53020	Unemployment Claims	108.00	.00	108.00	.00	.00	.00	108.00	0
<i>Contractual Services Totals</i>		\$6,779.00	\$0.00	\$6,779.00	\$0.00	\$0.00	\$0.00	\$6,779.00	0%
EXPENSE TOTALS		\$368,700.00	\$0.00	\$368,700.00	\$9,252.01	\$0.00	\$301,442.73	\$67,257.27	82%
Fund 222 - Victim Coordinator Services Totals									
REVENUE TOTALS		368,700.00	.00	368,700.00	.00	.00	323,155.48	45,544.52	88%
EXPENSE TOTALS		368,700.00	.00	368,700.00	9,252.01	.00	301,442.73	67,257.27	82%
Fund 222 - Victim Coordinator Services Totals		\$0.00	\$0.00	\$0.00	(\$9,252.01)	\$0.00	\$21,712.75	(\$21,712.75)	
Fund 223 - Domestic Violence									
REVENUE									
<i>Interest Revenue</i>									
38000	Investment Income	12,622.00	.00	12,622.00	.00	.00	5,157.84	7,464.16	41
<i>Interest Revenue Totals</i>		\$12,622.00	\$0.00	\$12,622.00	\$0.00	\$0.00	\$5,157.84	\$7,464.16	41%
<i>Other</i>									
39900	Fund Balance Utilization	63,136.00	.00	63,136.00	.00	.00	.00	63,136.00	0
<i>Other Totals</i>		\$63,136.00	\$0.00	\$63,136.00	\$0.00	\$0.00	\$0.00	\$63,136.00	0%
<i>Transfers In</i>									
39120	Transfer from Grand Victoria Casino Elgin Fund 120	450,755.00	.00	450,755.00	.00	.00	450,755.00	.00	100
<i>Transfers In Totals</i>		\$450,755.00	\$0.00	\$450,755.00	\$0.00	\$0.00	\$450,755.00	\$0.00	100%
REVENUE TOTALS		\$526,513.00	\$0.00	\$526,513.00	\$0.00	\$0.00	\$455,912.84	\$70,600.16	87%
EXPENSE									
<i>Personnel Services- Salaries & Wages</i>									
40000	Salaries and Wages	313,353.00	.00	313,353.00	8,337.69	.00	228,323.75	85,029.25	73
40003	Cost of Living Increase	9,401.00	.00	9,401.00	.00	.00	.00	9,401.00	0
40004	Merit Increase	63,928.00	.00	63,928.00	.00	.00	.00	63,928.00	0
<i>Personnel Services- Salaries & Wages Totals</i>		\$386,682.00	\$0.00	\$386,682.00	\$8,337.69	\$0.00	\$228,323.75	\$158,358.25	59%
<i>Personnel Services- Employee Benefits</i>									
45000	Healthcare Contribution	63,817.00	.00	63,817.00	1,449.99	.00	42,753.54	21,063.46	67
45010	Dental Contribution	993.00	.00	993.00	29.88	.00	1,011.70	(18.70)	102
45100	FICA/SS Contribution	24,691.00	.00	24,691.00	612.57	.00	16,768.34	7,922.66	68



SAO Through October for JPS Committee

Fiscal Year to Date 10/31/24
Include Rollup Account and Rollup to Account

Account	Account Description	Adopted Budget	Budget Amendments	Amended Budget	Current Month Transactions	YTD Encumbrances	YTD Transactions	Budget - YTD Transactions	% Used/ Rec'd
Fund 223 - Domestic Violence									
EXPENSE									
<i>Personnel Services- Employee Benefits</i>									
45200	IMRF Contribution	14,783.00	.00	14,783.00	371.55	.00	10,601.76	4,181.24	72
53010	Workers Compensation	8,074.00	.00	8,074.00	.00	.00	.00	8,074.00	0
<i>Personnel Services- Employee Benefits Totals</i>		\$112,358.00	\$0.00	\$112,358.00	\$2,463.99	\$0.00	\$71,135.34	\$41,222.66	63%
<i>Contractual Services</i>									
50150	Contractual/Consulting Services	5,000.00	.00	5,000.00	.00	.00	.00	5,000.00	0
50240	Trials and Costs of Hearing	2,500.00	.00	2,500.00	.00	.00	.00	2,500.00	0
50270	Court Reporter Costs	2,000.00	.00	2,000.00	.00	.00	196.00	1,804.00	10
50290	Investigations	2,000.00	.00	2,000.00	.00	.00	.00	2,000.00	0
53000	Liability Insurance	11,734.00	.00	11,734.00	.00	.00	.00	11,734.00	0
53020	Unemployment Claims	189.00	.00	189.00	.00	.00	.00	189.00	0
53100	Conferences and Meetings	1,000.00	.00	1,000.00	150.00	.00	150.00	850.00	15
53110	Employee Training	2,000.00	.00	2,000.00	.00	.00	.00	2,000.00	0
53130	General Association Dues	1,050.00	.00	1,050.00	385.00	.00	1,680.00	(630.00)	160
<i>Contractual Services Totals</i>		\$27,473.00	\$0.00	\$27,473.00	\$535.00	\$0.00	\$2,026.00	\$25,447.00	7%
EXPENSE TOTALS		\$526,513.00	\$0.00	\$526,513.00	\$11,336.68	\$0.00	\$301,485.09	\$225,027.91	57%
Fund 223 - Domestic Violence Totals									
REVENUE TOTALS		526,513.00	.00	526,513.00	.00	.00	455,912.84	70,600.16	87%
EXPENSE TOTALS		526,513.00	.00	526,513.00	11,336.68	.00	301,485.09	225,027.91	57%
Fund 223 - Domestic Violence Totals		\$0.00	\$0.00	\$0.00	(\$11,336.68)	\$0.00	\$154,427.75	(\$154,427.75)	
Fund 225 - Auto Theft Task Force									
REVENUE									
<i>Interest Revenue</i>									
38000	Investment Income	1,350.00	.00	1,350.00	.00	.00	793.32	556.68	59
<i>Interest Revenue Totals</i>		\$1,350.00	\$0.00	\$1,350.00	\$0.00	\$0.00	\$793.32	\$556.68	59%
REVENUE TOTALS		\$1,350.00	\$0.00	\$1,350.00	\$0.00	\$0.00	\$793.32	\$556.68	59%
EXPENSE									
<i>Contingency and Other</i>									
89000	Addition to Fund Balance	1,350.00	.00	1,350.00	.00	.00	.00	1,350.00	0
<i>Contingency and Other Totals</i>		\$1,350.00	\$0.00	\$1,350.00	\$0.00	\$0.00	\$0.00	\$1,350.00	0%
EXPENSE TOTALS		\$1,350.00	\$0.00	\$1,350.00	\$0.00	\$0.00	\$0.00	\$1,350.00	0%
Fund 225 - Auto Theft Task Force Totals									
REVENUE TOTALS		1,350.00	.00	1,350.00	.00	.00	793.32	556.68	59%
EXPENSE TOTALS		1,350.00	.00	1,350.00	.00	.00	.00	1,350.00	0%
Fund 225 - Auto Theft Task Force Totals		\$0.00	\$0.00	\$0.00	\$0.00	\$0.00	\$793.32	(\$793.32)	



SAO Through October for JPS Committee

Fiscal Year to Date 10/31/24
Include Rollup Account and Rollup to Account

Account	Account Description	Adopted Budget	Budget Amendments	Amended Budget	Current Month Transactions	YTD Encumbrances	YTD Transactions	Budget - YTD Transactions	% Used/ Rec'd
Fund 226 - Weed and Seed									
REVENUE									
<i>Interest Revenue</i>									
38000	Investment Income	.00	.00	.00	.00	.00	476.17	(476.17)	+++
<i>Interest Revenue Totals</i>		\$0.00	\$0.00	\$0.00	\$0.00	\$0.00	\$476.17	(\$476.17)	+++
<i>Other</i>									
39900	Fund Balance Utilization	14,000.00	.00	14,000.00	.00	.00	.00	14,000.00	0
<i>Other Totals</i>		\$14,000.00	\$0.00	\$14,000.00	\$0.00	\$0.00	\$0.00	\$14,000.00	0%
REVENUE TOTALS		\$14,000.00	\$0.00	\$14,000.00	\$0.00	\$0.00	\$476.17	\$13,523.83	3%
EXPENSE									
<i>Contractual Services</i>									
53100	Conferences and Meetings	1,500.00	.00	1,500.00	293.45	.00	332.41	1,167.59	22
<i>Contractual Services Totals</i>		\$1,500.00	\$0.00	\$1,500.00	\$293.45	\$0.00	\$332.41	\$1,167.59	22%
<i>Commodities</i>									
60000	Office Supplies	12,500.00	.00	12,500.00	.00	.00	1,219.30	11,280.70	10
<i>Commodities Totals</i>		\$12,500.00	\$0.00	\$12,500.00	\$0.00	\$0.00	\$1,219.30	\$11,280.70	10%
EXPENSE TOTALS		\$14,000.00	\$0.00	\$14,000.00	\$293.45	\$0.00	\$1,551.71	\$12,448.29	11%
Fund 226 - Weed and Seed Totals									
REVENUE TOTALS		14,000.00	.00	14,000.00	.00	.00	476.17	13,523.83	3%
EXPENSE TOTALS		14,000.00	.00	14,000.00	293.45	.00	1,551.71	12,448.29	11%
Fund 226 - Weed and Seed Totals		\$0.00	\$0.00	\$0.00	(\$293.45)	\$0.00	(\$1,075.54)	\$1,075.54	
Fund 230 - Child Advocacy Center									
REVENUE									
<i>Grants</i>									
32000	Attorney General CAC Grant	82,000.00	.00	82,000.00	.00	.00	9,700.09	72,299.91	12
32010	DCFS- Child Advocacy Cntr Grant	458,898.00	.00	458,898.00	45,243.63	.00	406,527.02	52,370.98	89
33550	VOCA Grant	121,925.00	.00	121,925.00	23,445.00	.00	99,015.82	22,909.18	81
<i>Grants Totals</i>		\$662,823.00	\$0.00	\$662,823.00	\$68,688.63	\$0.00	\$515,242.93	\$147,580.07	78%
<i>Charges for Services</i>									
35020	Child Advocacy Center Fees	400,000.00	.00	400,000.00	.00	.00	427,009.83	(27,009.83)	107
<i>Charges for Services Totals</i>		\$400,000.00	\$0.00	\$400,000.00	\$0.00	\$0.00	\$427,009.83	(\$27,009.83)	107%
<i>Reimbursements</i>									
37040	CAC Invest Salary Reimbursement	35,000.00	.00	35,000.00	.00	.00	.00	35,000.00	0
<i>Reimbursements Totals</i>		\$35,000.00	\$0.00	\$35,000.00	\$0.00	\$0.00	\$0.00	\$35,000.00	0%
<i>Interest Revenue</i>									
38000	Investment Income	40,220.00	.00	40,220.00	.00	.00	16,280.01	23,939.99	40
<i>Interest Revenue Totals</i>		\$40,220.00	\$0.00	\$40,220.00	\$0.00	\$0.00	\$16,280.01	\$23,939.99	40%
<i>Other</i>									
38900	Miscellaneous Other	.00	.00	.00	.00	.00	1,990.68	(1,990.68)	+++
39900	Fund Balance Utilization	250,866.00	.00	250,866.00	.00	.00	.00	250,866.00	0



SAO Through October for JPS Committee

Fiscal Year to Date 10/31/24
Include Rollup Account and Rollup to Account

Account	Account Description	Adopted Budget	Budget Amendments	Amended Budget	Current Month Transactions	YTD Encumbrances	YTD Transactions	Budget - YTD Transactions	% Used/ Rec'd
Fund 230 - Child Advocacy Center									
REVENUE									
	<i>Other Totals</i>	\$250,866.00	\$0.00	\$250,866.00	\$0.00	\$0.00	\$1,990.68	\$248,875.32	1%
	<i>Transfers In</i>								
39120	Transfer from Grand Victoria Casino Elgin Fund 120	888,556.00	.00	888,556.00	.00	.00	888,556.00	.00	100
	<i>Transfers In Totals</i>	\$888,556.00	\$0.00	\$888,556.00	\$0.00	\$0.00	\$888,556.00	\$0.00	100%
	REVENUE TOTALS	\$2,277,465.00	\$0.00	\$2,277,465.00	\$68,688.63	\$0.00	\$1,849,079.45	\$428,385.55	81%
EXPENSE									
	<i>Personnel Services- Salaries & Wages</i>								
40000	Salaries and Wages	1,503,007.00	.00	1,503,007.00	67,325.13	.00	1,415,706.41	87,300.59	94
40003	Cost of Living Increase	45,091.00	.00	45,091.00	.00	.00	.00	45,091.00	0
40004	Merit Increase	70,800.00	.00	70,800.00	.00	.00	.00	70,800.00	0
40300	Employee Per Diem	15,600.00	.00	15,600.00	600.00	.00	13,200.00	2,400.00	85
	<i>Personnel Services- Salaries & Wages Totals</i>	\$1,634,498.00	\$0.00	\$1,634,498.00	\$67,925.13	\$0.00	\$1,428,906.41	\$205,591.59	87%
	<i>Personnel Services- Employee Benefits</i>								
45000	Healthcare Contribution	122,700.00	.00	122,700.00	13,948.02	.00	298,568.14	(175,868.14)	243
45010	Dental Contribution	7,509.00	.00	7,509.00	390.84	.00	8,519.88	(1,010.88)	113
45100	FICA/SS Contribution	118,430.00	.00	118,430.00	4,976.13	.00	104,709.20	13,720.80	88
45200	IMRF Contribution	70,903.00	.00	70,903.00	2,979.19	.00	63,124.15	7,778.85	89
53010	Workers Compensation	34,013.00	.00	34,013.00	.00	.00	.00	34,013.00	0
	<i>Personnel Services- Employee Benefits Totals</i>	\$353,555.00	\$0.00	\$353,555.00	\$22,294.18	\$0.00	\$474,921.37	(\$121,366.37)	134%
	<i>Contractual Services</i>								
50150	Contractual/Consulting Services	2,500.00	.00	2,500.00	1,301.88	.00	6,848.85	(4,348.85)	274
50205	Examinations	2,500.00	.00	2,500.00	.00	.00	.00	2,500.00	0
50240	Trials and Costs of Hearing	6,000.00	.00	6,000.00	.00	.00	2,393.44	3,606.56	40
50260	Witness Costs	4,000.00	.00	4,000.00	.00	.00	184.44	3,815.56	5
50270	Court Reporter Costs	4,000.00	.00	4,000.00	290.50	.00	3,384.50	615.50	85
50620	Counseling Services	30,000.00	.00	30,000.00	.00	.00	12,300.00	17,700.00	41
52140	Repairs and Maint- Copiers	2,500.00	.00	2,500.00	519.45	.00	5,997.60	(3,497.60)	240
52230	Repairs and Maint- Vehicles	3,000.00	.00	3,000.00	.00	.00	.00	3,000.00	0
53000	Liability Insurance	49,431.00	.00	49,431.00	.00	.00	.00	49,431.00	0
53020	Unemployment Claims	795.00	.00	795.00	.00	.00	.00	795.00	0
53060	General Printing	.00	.00	.00	.00	.00	674.75	(674.75)	+++
53100	Conferences and Meetings	36,381.00	.00	36,381.00	(551.90)	.00	26,913.74	9,467.26	74
53110	Employee Training	15,000.00	.00	15,000.00	30.00	.00	8,994.19	6,005.81	60
53120	Employee Mileage Expense	500.00	.00	500.00	.00	.00	(57.25)	557.25	-11
53130	General Association Dues	7,675.00	.00	7,675.00	2,310.00	.00	5,675.00	2,000.00	74
	<i>Contractual Services Totals</i>	\$164,282.00	\$0.00	\$164,282.00	\$3,899.93	\$0.00	\$73,309.26	\$90,972.74	45%
	<i>Commodities</i>								
60000	Office Supplies	1,000.00	.00	1,000.00	.00	.00	53.75	946.25	5
60010	Operating Supplies	5,250.00	.00	5,250.00	(31.24)	.00	20,841.38	(15,591.38)	397



SAO Through October for JPS Committee

Fiscal Year to Date 10/31/24
Include Rollup Account and Rollup to Account

Account	Account Description	Adopted Budget	Budget Amendments	Amended Budget	Current Month Transactions	YTD Encumbrances	YTD Transactions	Budget - YTD Transactions	% Used/ Rec'd
Fund 230 - Child Advocacy Center									
EXPENSE									
<i>Commodities</i>									
60020	Computer Related Supplies	5,000.00	.00	5,000.00	.00	.00	.00	5,000.00	0
60050	Books and Subscriptions	2,500.00	.00	2,500.00	128.27	.00	881.50	1,618.50	35
60060	Computer Software- Non Capital	5,000.00	.00	5,000.00	15.99	.00	409.89	4,590.11	8
60070	Computer Hardware- Non Capital	7,500.00	.00	7,500.00	4,120.00	.00	6,508.00	992.00	87
60290	Photography Supplies	1,000.00	.00	1,000.00	.00	.00	.00	1,000.00	0
63040	Fuel- Vehicles	4,500.00	.00	4,500.00	164.50	.00	2,528.84	1,971.16	56
64000	Telephone	7,500.00	.00	7,500.00	.00	.00	4,224.02	3,275.98	56
	<i>Commodities Totals</i>	\$39,250.00	\$0.00	\$39,250.00	\$4,397.52	\$0.00	\$35,447.38	\$3,802.62	90%
<i>Capital</i>									
70070	Automotive Equipment	85,880.00	.00	85,880.00	.00	.00	71,097.06	14,782.94	83
	<i>Capital Totals</i>	\$85,880.00	\$0.00	\$85,880.00	\$0.00	\$0.00	\$71,097.06	\$14,782.94	83%
	EXPENSE TOTALS	\$2,277,465.00	\$0.00	\$2,277,465.00	\$98,516.76	\$0.00	\$2,083,681.48	\$193,783.52	91%
Fund 230 - Child Advocacy Center Totals									
	REVENUE TOTALS	2,277,465.00	.00	2,277,465.00	68,688.63	.00	1,849,079.45	428,385.55	81%
	EXPENSE TOTALS	2,277,465.00	.00	2,277,465.00	98,516.76	.00	2,083,681.48	193,783.52	91%
Fund 230 - Child Advocacy Center Totals		\$0.00	\$0.00	\$0.00	(\$29,828.13)	\$0.00	(\$234,602.03)	\$234,602.03	
Fund 231 - Equitable Sharing Program									
REVENUE									
<i>Interest Revenue</i>									
38000	Investment Income	1,456.00	.00	1,456.00	.00	.00	916.92	539.08	63
	<i>Interest Revenue Totals</i>	\$1,456.00	\$0.00	\$1,456.00	\$0.00	\$0.00	\$916.92	\$539.08	63%
<i>Other</i>									
38600	DOJ Equitable Sharing Proceeds	10,000.00	.00	10,000.00	.00	.00	.00	10,000.00	0
	<i>Other Totals</i>	\$10,000.00	\$0.00	\$10,000.00	\$0.00	\$0.00	\$0.00	\$10,000.00	0%
	REVENUE TOTALS	\$11,456.00	\$0.00	\$11,456.00	\$0.00	\$0.00	\$916.92	\$10,539.08	8%
EXPENSE									
<i>Contractual Services</i>									
53110	Employee Training	10,000.00	.00	10,000.00	.00	.00	.00	10,000.00	0
	<i>Contractual Services Totals</i>	\$10,000.00	\$0.00	\$10,000.00	\$0.00	\$0.00	\$0.00	\$10,000.00	0%
<i>Contingency and Other</i>									
89000	Addition to Fund Balance	1,456.00	.00	1,456.00	.00	.00	.00	1,456.00	0
	<i>Contingency and Other Totals</i>	\$1,456.00	\$0.00	\$1,456.00	\$0.00	\$0.00	\$0.00	\$1,456.00	0%
	EXPENSE TOTALS	\$11,456.00	\$0.00	\$11,456.00	\$0.00	\$0.00	\$0.00	\$11,456.00	0%
Fund 231 - Equitable Sharing Program Totals									
	REVENUE TOTALS	11,456.00	.00	11,456.00	.00	.00	916.92	10,539.08	8%
	EXPENSE TOTALS	11,456.00	.00	11,456.00	.00	.00	.00	11,456.00	0%



SAO Through October for JPS Committee

Fiscal Year to Date 10/31/24
Include Rollup Account and Rollup to Account

Account	Account Description	Adopted Budget	Budget Amendments	Amended Budget	Current Month Transactions	YTD Encumbrances	YTD Transactions	Budget - YTD Transactions	% Used/ Rec'd
Fund 231 - Equitable Sharing Program Totals		\$0.00	\$0.00	\$0.00	\$0.00	\$0.00	\$916.92	(\$916.92)	
Fund 232 - State's Atty Records Automation									
REVENUE									
Charges for Services									
35300	Records Automation Fees	20,000.00	.00	20,000.00	.00	.00	17,575.19	2,424.81	88
Charges for Services Totals		\$20,000.00	\$0.00	\$20,000.00	\$0.00	\$0.00	\$17,575.19	\$2,424.81	88%
Interest Revenue									
38000	Investment Income	3,895.00	.00	3,895.00	.00	.00	1,617.04	2,277.96	42
Interest Revenue Totals		\$3,895.00	\$0.00	\$3,895.00	\$0.00	\$0.00	\$1,617.04	\$2,277.96	42%
Other									
39900	Fund Balance Utilization	45,087.00	.00	45,087.00	.00	.00	.00	45,087.00	0
Other Totals		\$45,087.00	\$0.00	\$45,087.00	\$0.00	\$0.00	\$0.00	\$45,087.00	0%
REVENUE TOTALS		\$68,982.00	\$0.00	\$68,982.00	\$0.00	\$0.00	\$19,192.23	\$49,789.77	28%
EXPENSE									
Personnel Services- Salaries & Wages									
40000	Salaries and Wages	35,153.00	.00	35,153.00	1,283.80	.00	31,622.42	3,530.58	90
40003	Cost of Living Increase	1,055.00	.00	1,055.00	.00	.00	.00	1,055.00	0
40004	Merit Increase	3,847.00	.00	3,847.00	.00	.00	.00	3,847.00	0
Personnel Services- Salaries & Wages Totals		\$40,055.00	\$0.00	\$40,055.00	\$1,283.80	\$0.00	\$31,622.42	\$8,432.58	79%
Personnel Services- Employee Benefits									
45000	Healthcare Contribution	12,000.00	.00	12,000.00	295.53	.00	6,789.21	5,210.79	57
45010	Dental Contribution	430.00	.00	430.00	14.94	.00	342.37	87.63	80
45100	FICA/SS Contribution	2,770.00	.00	2,770.00	92.85	.00	2,297.85	472.15	83
45200	IMRF Contribution	1,659.00	.00	1,659.00	55.59	.00	1,383.28	275.72	83
53010	Workers Compensation	835.00	.00	835.00	.00	.00	.00	835.00	0
Personnel Services- Employee Benefits Totals		\$17,694.00	\$0.00	\$17,694.00	\$458.91	\$0.00	\$10,812.71	\$6,881.29	61%
Contractual Services									
53000	Liability Insurance	1,213.00	.00	1,213.00	.00	.00	.00	1,213.00	0
53020	Unemployment Claims	20.00	.00	20.00	.00	.00	.00	20.00	0
Contractual Services Totals		\$1,233.00	\$0.00	\$1,233.00	\$0.00	\$0.00	\$0.00	\$1,233.00	0%
Commodities									
60070	Computer Hardware- Non Capital	10,000.00	.00	10,000.00	.00	.00	.00	10,000.00	0
Commodities Totals		\$10,000.00	\$0.00	\$10,000.00	\$0.00	\$0.00	\$0.00	\$10,000.00	0%
EXPENSE TOTALS		\$68,982.00	\$0.00	\$68,982.00	\$1,742.71	\$0.00	\$42,435.13	\$26,546.87	62%
Fund 232 - State's Atty Records Automation Totals									
REVENUE TOTALS		68,982.00	.00	68,982.00	.00	.00	19,192.23	49,789.77	28%
EXPENSE TOTALS		68,982.00	.00	68,982.00	1,742.71	.00	42,435.13	26,546.87	62%
Fund 232 - State's Atty Records Automation Totals		\$0.00	\$0.00	\$0.00	(\$1,742.71)	\$0.00	(\$23,242.90)	\$23,242.90	



SAO Through October for JPS Committee

Fiscal Year to Date 10/31/24
Include Rollup Account and Rollup to Account

Account	Account Description	Adopted Budget	Budget Amendments	Amended Budget	Current Month Transactions	YTD Encumbrances	YTD Transactions	Budget - YTD Transactions	% Used/ Rec'd
Fund 233 - Bad Check Restitution									
REVENUE									
<i>Interest Revenue</i>									
38000	Investment Income	1,605.00	.00	1,605.00	.00	.00	943.51	661.49	59
<i>Interest Revenue Totals</i>		\$1,605.00	\$0.00	\$1,605.00	\$0.00	\$0.00	\$943.51	\$661.49	59%
REVENUE TOTALS		\$1,605.00	\$0.00	\$1,605.00	\$0.00	\$0.00	\$943.51	\$661.49	59%
EXPENSE									
<i>Contingency and Other</i>									
89000	Addition to Fund Balance	1,605.00	.00	1,605.00	.00	.00	.00	1,605.00	0
<i>Contingency and Other Totals</i>		\$1,605.00	\$0.00	\$1,605.00	\$0.00	\$0.00	\$0.00	\$1,605.00	0%
EXPENSE TOTALS		\$1,605.00	\$0.00	\$1,605.00	\$0.00	\$0.00	\$0.00	\$1,605.00	0%
Fund 233 - Bad Check Restitution Totals									
REVENUE TOTALS		1,605.00	.00	1,605.00	.00	.00	943.51	661.49	59%
EXPENSE TOTALS		1,605.00	.00	1,605.00	.00	.00	.00	1,605.00	0%
Fund 233 - Bad Check Restitution Totals		\$0.00	\$0.00	\$0.00	\$0.00	\$0.00	\$943.51	(\$943.51)	
Fund 234 - Drug Asset Forfeiture									
REVENUE									
<i>Fines</i>									
36020	Drug Fines	50,000.00	.00	50,000.00	.00	.00	.00	50,000.00	0
<i>Fines Totals</i>		\$50,000.00	\$0.00	\$50,000.00	\$0.00	\$0.00	\$0.00	\$50,000.00	0%
<i>Interest Revenue</i>									
38000	Investment Income	8,672.00	.00	8,672.00	.00	.00	335.37	8,336.63	4
<i>Interest Revenue Totals</i>		\$8,672.00	\$0.00	\$8,672.00	\$0.00	\$0.00	\$335.37	\$8,336.63	4%
REVENUE TOTALS		\$58,672.00	\$0.00	\$58,672.00	\$0.00	\$0.00	\$335.37	\$58,336.63	1%
EXPENSE									
<i>Contractual Services</i>									
50150	Contractual/Consulting Services	50,000.00	.00	50,000.00	.00	.00	.00	50,000.00	0
<i>Contractual Services Totals</i>		\$50,000.00	\$0.00	\$50,000.00	\$0.00	\$0.00	\$0.00	\$50,000.00	0%
<i>Contingency and Other</i>									
89000	Addition to Fund Balance	8,672.00	.00	8,672.00	.00	.00	.00	8,672.00	0
<i>Contingency and Other Totals</i>		\$8,672.00	\$0.00	\$8,672.00	\$0.00	\$0.00	\$0.00	\$8,672.00	0%
EXPENSE TOTALS		\$58,672.00	\$0.00	\$58,672.00	\$0.00	\$0.00	\$0.00	\$58,672.00	0%
Fund 234 - Drug Asset Forfeiture Totals									
REVENUE TOTALS		58,672.00	.00	58,672.00	.00	.00	335.37	58,336.63	1%
EXPENSE TOTALS		58,672.00	.00	58,672.00	.00	.00	.00	58,672.00	0%
Fund 234 - Drug Asset Forfeiture Totals		\$0.00	\$0.00	\$0.00	\$0.00	\$0.00	\$335.37	(\$335.37)	



SAO Through October for JPS Committee

Fiscal Year to Date 10/31/24
Include Rollup Account and Rollup to Account

Account	Account Description	Adopted Budget	Budget Amendments	Amended Budget	Current Month Transactions	YTD Encumbrances	YTD Transactions	Budget - YTD Transactions	% Used/ Rec'd
Fund 235 - State's Attorney Employee Events									
REVENUE									
<i>Interest Revenue</i>									
38000	Investment Income	55.00	.00	55.00	.00	.00	32.17	22.83	58
	<i>Interest Revenue Totals</i>	<u>\$55.00</u>	<u>\$0.00</u>	<u>\$55.00</u>	<u>\$0.00</u>	<u>\$0.00</u>	<u>\$32.17</u>	<u>\$22.83</u>	<u>58%</u>
	REVENUE TOTALS	\$55.00	\$0.00	\$55.00	\$0.00	\$0.00	\$32.17	\$22.83	58%
EXPENSE									
<i>Contingency and Other</i>									
89000	Addition to Fund Balance	55.00	.00	55.00	.00	.00	.00	55.00	0
	<i>Contingency and Other Totals</i>	<u>\$55.00</u>	<u>\$0.00</u>	<u>\$55.00</u>	<u>\$0.00</u>	<u>\$0.00</u>	<u>\$0.00</u>	<u>\$55.00</u>	<u>0%</u>
	EXPENSE TOTALS	\$55.00	\$0.00	\$55.00	\$0.00	\$0.00	\$0.00	\$55.00	0%
Fund 235 - State's Attorney Employee Events Totals									
	REVENUE TOTALS	55.00	.00	55.00	.00	.00	32.17	22.83	58%
	EXPENSE TOTALS	55.00	.00	55.00	.00	.00	.00	55.00	0%
Fund 235 - State's Attorney Employee Events Totals		\$0.00	\$0.00	\$0.00	\$0.00	\$0.00	\$32.17	(\$32.17)	
Fund 236 - Child Advocacy Advisory Board									
REVENUE									
<i>Interest Revenue</i>									
38000	Investment Income	997.00	.00	997.00	.00	.00	586.26	410.74	59
	<i>Interest Revenue Totals</i>	<u>\$997.00</u>	<u>\$0.00</u>	<u>\$997.00</u>	<u>\$0.00</u>	<u>\$0.00</u>	<u>\$586.26</u>	<u>\$410.74</u>	<u>59%</u>
	REVENUE TOTALS	\$997.00	\$0.00	\$997.00	\$0.00	\$0.00	\$586.26	\$410.74	59%
EXPENSE									
<i>Contingency and Other</i>									
89000	Addition to Fund Balance	997.00	.00	997.00	.00	.00	.00	997.00	0
	<i>Contingency and Other Totals</i>	<u>\$997.00</u>	<u>\$0.00</u>	<u>\$997.00</u>	<u>\$0.00</u>	<u>\$0.00</u>	<u>\$0.00</u>	<u>\$997.00</u>	<u>0%</u>
	EXPENSE TOTALS	\$997.00	\$0.00	\$997.00	\$0.00	\$0.00	\$0.00	\$997.00	0%
Fund 236 - Child Advocacy Advisory Board Totals									
	REVENUE TOTALS	997.00	.00	997.00	.00	.00	586.26	410.74	59%
	EXPENSE TOTALS	997.00	.00	997.00	.00	.00	.00	997.00	0%
Fund 236 - Child Advocacy Advisory Board Totals		\$0.00	\$0.00	\$0.00	\$0.00	\$0.00	\$586.26	(\$586.26)	
Fund 237 - Money Laundering - State's Atty									
REVENUE									
<i>Fines</i>									
36020	Drug Fines	2,500.00	.00	2,500.00	.00	.00	.00	2,500.00	0
36025	Forfeited Funds	.00	.00	.00	.00	.00	239,442.46	(239,442.46)	+++
	<i>Fines Totals</i>	<u>\$2,500.00</u>	<u>\$0.00</u>	<u>\$2,500.00</u>	<u>\$0.00</u>	<u>\$0.00</u>	<u>\$239,442.46</u>	<u>(\$236,942.46)</u>	<u>9578%</u>
<i>Interest Revenue</i>									
38000	Investment Income	8,648.00	.00	8,648.00	.00	.00	6,046.34	2,601.66	70
	<i>Interest Revenue Totals</i>	<u>\$8,648.00</u>	<u>\$0.00</u>	<u>\$8,648.00</u>	<u>\$0.00</u>	<u>\$0.00</u>	<u>\$6,046.34</u>	<u>\$2,601.66</u>	<u>70%</u>



SAO Through October for JPS Committee

Fiscal Year to Date 10/31/24
Include Rollup Account and Rollup to Account

Account	Account Description	Adopted Budget	Budget Amendments	Amended Budget	Current Month Transactions	YTD Encumbrances	YTD Transactions	Budget - YTD Transactions	% Used/ Rec'd
Fund 237 - Money Laundering - State's Atty									
	REVENUE TOTALS	\$11,148.00	\$0.00	\$11,148.00	\$0.00	\$0.00	\$245,488.80	(\$234,340.80)	2202%
EXPENSE									
<i>Contractual Services</i>									
53100	Conferences and Meetings	2,500.00	.00	2,500.00	.00	.00	.00	2,500.00	0
	<i>Contractual Services Totals</i>	\$2,500.00	\$0.00	\$2,500.00	\$0.00	\$0.00	\$0.00	\$2,500.00	0%
<i>Contingency and Other</i>									
89000	Addition to Fund Balance	8,648.00	.00	8,648.00	.00	.00	.00	8,648.00	0
	<i>Contingency and Other Totals</i>	\$8,648.00	\$0.00	\$8,648.00	\$0.00	\$0.00	\$0.00	\$8,648.00	0%
	EXPENSE TOTALS	\$11,148.00	\$0.00	\$11,148.00	\$0.00	\$0.00	\$0.00	\$11,148.00	0%
Fund 237 - Money Laundering - State's Atty Totals									
	REVENUE TOTALS	11,148.00	.00	11,148.00	.00	.00	245,488.80	(234,340.80)	2202%
	EXPENSE TOTALS	11,148.00	.00	11,148.00	.00	.00	.00	11,148.00	0%
Fund 237 - Money Laundering - State's Atty Totals									
		\$0.00	\$0.00	\$0.00	\$0.00	\$0.00	\$245,488.80	(\$245,488.80)	
Fund 490 - Kane County Law Enforcement									
REVENUE									
<i>Fines</i>									
36050	DUI Fines	40,000.00	.00	40,000.00	3,103.21	.00	36,453.25	3,546.75	91
	<i>Fines Totals</i>	\$40,000.00	\$0.00	\$40,000.00	\$3,103.21	\$0.00	\$36,453.25	\$3,546.75	91%
<i>Interest Revenue</i>									
38000	Investment Income	7,002.00	.00	7,002.00	.00	.00	3,810.82	3,191.18	54
	<i>Interest Revenue Totals</i>	\$7,002.00	\$0.00	\$7,002.00	\$0.00	\$0.00	\$3,810.82	\$3,191.18	54%
<i>Other</i>									
39900	Fund Balance Utilization	59,000.00	.00	59,000.00	.00	.00	.00	59,000.00	0
	<i>Other Totals</i>	\$59,000.00	\$0.00	\$59,000.00	\$0.00	\$0.00	\$0.00	\$59,000.00	0%
	REVENUE TOTALS	\$106,002.00	\$0.00	\$106,002.00	\$3,103.21	\$0.00	\$40,264.07	\$65,737.93	38%
EXPENSE									
<i>Personnel Services- Salaries & Wages</i>									
40000	Salaries and Wages	.00	.00	.00	.00	.00	4,725.00	(4,725.00)	+++
	<i>Personnel Services- Salaries & Wages Totals</i>	\$0.00	\$0.00	\$0.00	\$0.00	\$0.00	\$4,725.00	(\$4,725.00)	+++
<i>Personnel Services- Employee Benefits</i>									
45100	FICA/SS Contribution	.00	.00	.00	.00	.00	361.47	(361.47)	+++
	<i>Personnel Services- Employee Benefits Totals</i>	\$0.00	\$0.00	\$0.00	\$0.00	\$0.00	\$361.47	(\$361.47)	+++
<i>Contractual Services</i>									
50150	Contractual/Consulting Services	106,002.00	.00	106,002.00	.00	.00	2,786.10	103,215.90	3
	<i>Contractual Services Totals</i>	\$106,002.00	\$0.00	\$106,002.00	\$0.00	\$0.00	\$2,786.10	\$103,215.90	3%
	EXPENSE TOTALS	\$106,002.00	\$0.00	\$106,002.00	\$0.00	\$0.00	\$7,872.57	\$98,129.43	7%
Fund 490 - Kane County Law Enforcement Totals									
	REVENUE TOTALS	106,002.00	.00	106,002.00	3,103.21	.00	40,264.07	65,737.93	38%



SAO Through October for JPS Committee

Fiscal Year to Date 10/31/24

Include Rollup Account and Rollup to Account

Account	Account Description	Adopted Budget	Budget Amendments	Amended Budget	Current Month Transactions	YTD Encumbrances	YTD Transactions	Budget - YTD Transactions	% Used/ Rec'd
	EXPENSE TOTALS	106,002.00	.00	106,002.00	.00	.00	7,872.57	98,129.43	7%
Fund	490 - Kane County Law Enforcement Totals	\$0.00	\$0.00	\$0.00	\$3,103.21	\$0.00	\$32,391.50	(\$32,391.50)	
	Grand Totals								
	REVENUE TOTALS	6,600,647.00	.00	6,600,647.00	229,574.00	.00	5,607,311.01	993,335.99	85%
	EXPENSE TOTALS	18,069,254.00	358,183.00	18,427,437.00	808,201.89	4,716.69	14,834,937.68	3,587,782.63	81%
	Grand Totals	(\$11,468,607.00)	(\$358,183.00)	(\$11,826,790.00)	(\$578,627.89)	(\$4,716.69)	(\$9,227,626.67)	(\$2,594,446.64)	

STATE OF ILLINOIS)

SS.

COUNTY OF KANE)

REPORT NO. TMP-24-3174

MONTHLY REPORT

Kane County Public Defender Monthly Statistics

10/01/2022 - 10/31/2022

PDO - 4110

Case Type	Appointed Month Totals	Appointed YTD Totals	Closed Month Totals	Closed YTD Totals
PDO Contempt of Court Civil and Criminal	0	4	0	2
PDO Criminal Felony	170	1,672	171	1,676
PDO Criminal Misdemeanor	119	1,089	142	1,588
PDO Domestic Violence	64	456	32	144
PDO DUI	31	253	24	316
PDO Junevile Truancy	0	4	0	2
PDO Juvenile Abuse/Negelct Parent	0	5	0	0
PDO Juvenile Abuse/Neglect CASA	3	5	0	0
PDO Juvenile Delinquency	19	240	17	166
PDO Major Traffic	16	153	15	66
PDO Mental Health	10	164	8	171
PDO Misc Remedies Not SVP	0	12	1	13
PDO Misc Remedies SVP	0	2	0	0
PDO Order of Protection	4	25	2	11
PDO Ordinance Violation	0	3	1	5
PDO Post Conviction Petition	0	0	0	7
PDO Traffic	75	1,331	200	2,414
Totals	511	5,418	613	6,581

VOP Monthly Opened	VOP Yearly Opened	VOP Monthly Closed	VOP Yearly Closed
98	1094	88	892

Kane County Public Defender Monthly Statistics

10/01/2023 - 10/31/2023

PDO - 4110

Case Type	Appointed Month Totals	Appointed YTD Totals	Closed Month Totals	Closed YTD Totals
PDO Civil Law Violation	0	0	0	2
PDO Contempt of Court Civil and Criminal	0	4	0	3
PDO Criminal Felony	163	1,959	172	1,821
PDO Criminal Misdemeanor	90	1,171	86	1,304
PDO Domestic Violence	62	657	44	534
PDO DUI	18	180	23	222
PDO Junevile Truancy	0	6	2	2
PDO Juvenile Abuse/Negelct Parent	0	8	0	0
PDO Juvenile Abuse/Neglect CASA	0	5	0	0
PDO Juvenile Delinquency	18	257	24	223
PDO Major Traffic	19	262	15	229
PDO Mental Health	31	232	34	247
PDO Misc Remedies Not SVP	3	21	2	21
PDO Misc Remedies SVP	0	4	1	2
PDO Order of Protection	4	52	6	35
PDO Ordinance Violation	0	3	0	2
PDO Post Conviction Petition	0	1	0	0
PDO Traffic	34	498	60	1,009
Totals	442	5,320	469	5,656

VOP Monthly Opened	VOP Yearly Opened	VOP Monthly Closed	VOP Yearly Closed
113	1247	113	1116

November 06, 2024

Kane County Public Defender Monthly Statistics

10/01/2024 - 10/31/2024

PDO - 4110

Case Type	Appointed Month Totals	Appointed YTD Totals	Closed Month Totals	Closed YTD Totals
PDO Contempt of Court Civil and Criminal	0	1	0	2
PDO Criminal Felony	170	2,008	221	2,045
PDO Criminal Misdemeanor	166	1,539	150	1,526
PDO Domestic Violence	96	867	95	715
PDO DUI	16	219	23	194
PDO Junevile Truancy	0	6	0	5
PDO Juvenile Abuse/Negelct Parent	0	0	0	8
PDO Juvenile Abuse/Neglect CASA	0	1	0	4
PDO Juvenile Delinquency	25	317	11	315
PDO Juvenile Dependency Minor	0	8	0	4
PDO Major Traffic	79	552	40	511
PDO Mental Health	25	216	26	238
PDO Misc Remedies Not SVP	7	46	3	44
PDO Misc Remedies SVP	0	1	0	1
PDO Order of Protection	4	60	4	53
PDO Ordinance Violation	2	3	2	7
PDO Post Conviction Petition	0	0	0	3
PDO Traffic	41	326	56	518
Totals	631	6,170	631	6,193

VOP Monthly Opened	VOP Yearly Opened	VOP Monthly Closed	VOP Yearly Closed
142	1376	116	1508

Kane County Public Defender Monthly Statistics

10/01/2022 - 10/31/2022

SPC - 4130

Case Type	Appointed Month Totals	Appointed YTD Totals	Closed Month Totals	Closed YTD Totals
Specialty Court Abuse/Neglect Parent	16	256	16	258
Specialty Court Adoption	0	1	0	0
Specialty Court Criminal Felony	6	73	0	9
Specialty Court Criminal Misdemeanor	0	2	0	0
Specialty Court DUI	0	6	0	1
Specialty Court Juvenile Dependency Minor	0	0	0	6
Specialty Court Juvenile Dependency Parent	0	0	0	6
Specialty Court Juvenile Truancy	0	2	0	0
Veteran's Court Criminal Misdemeanor	0	3	0	0
Veteran's Court DUI	0	2	0	0
Totals	22	345	16	280

VOP Monthly Opened	VOP Yearly Opened	VOP Monthly Closed	VOP Yearly Closed
0	0	14	66

Kane County Public Defender Monthly Statistics

10/01/2023 - 10/31/2023

SPC - 4130

Case Type	Appointed Month Totals	Appointed YTD Totals	Closed Month Totals	Closed YTD Totals
Specialty Court Abuse/Neglect Parent	52	277	36	212
Specialty Court Criminal Felony	7	106	7	21
Specialty Court Criminal Misdemeanor	0	0	0	1
Specialty Court DUI	1	13	1	1
Specialty Court Juvenile Dependency Minor	0	0	0	4
Specialty Court Traffic	0	2	0	2
Veteran's Court Domestic Violence	0	1	0	0
Totals	60	399	44	241

VOP Monthly Opened	VOP Yearly Opened	VOP Monthly Closed	VOP Yearly Closed
0	0	17	85

Kane County Public Defender Monthly Statistics

10/01/2024 - 10/31/2024

SPC - 4130

Case Type	Appointed Month Totals	Appointed YTD Totals	Closed Month Totals	Closed YTD Totals
Specialty Court Abuse/Neglect Parent	37	347	52	282
Specialty Court Criminal Felony	4	107	6	31
Specialty Court Criminal Misdemeanor	0	1	0	0
Specialty Court DUI	2	12	0	2
Specialty Court Juvenile Delinquency	0	0	0	1
Specialty Court Juvenile Dependency Minor	0	4	0	2
Specialty Court Juvenile Truancy	0	2	0	2
Veteran's Court Criminal Misdemeanor	0	4	0	0
Veteran's Court DUI	0	1	0	0
Totals	43	478	58	320

VOP Monthly Opened	VOP Yearly Opened	VOP Monthly Closed	VOP Yearly Closed
0	6	3	84

Kane County Public Defender Monthly Statistics

10/01/2022 - 10/31/2022

MDD - 4120

Case Type	Appointed Month Totals	Appointed YTD Totals	Closed Month Totals	Closed YTD Totals
MDD Criminal Felony	10	84	9	75
MDD Criminal Misdemeanor	7	59	11	81
MDD Domestic Violence	3	33	3	12
MDD DUI	0	3	2	9
MDD Juvenile Delinquency	1	24	5	15
MDD Major Traffic	0	5	4	5
MDD Traffic	2	26	5	59
PDO Criminal Misdemeanor	0	0	0	1
Totals	23	234	39	257

VOP Monthly Opened	VOP Yearly Opened	VOP Monthly Closed	VOP Yearly Closed
0	8	0	1

Kane County Public Defender Monthly Statistics

10/01/2023 - 10/31/2023

MDD - 4120

Case Type	Appointed Month Totals	Appointed YTD Totals	Closed Month Totals	Closed YTD Totals
MDD Contempt of Court Civil and Criminal	0	2	0	3
MDD Criminal Felony	15	113	11	108
MDD Criminal Misdemeanor	5	50	1	59
MDD Domestic Violence	2	44	6	32
MDD DUI	1	8	0	7
MDD Juvenile Delinquency	1	13	1	17
MDD Juvenile Delinquency Truancy	0	1	0	0
MDD Major Traffic	0	6	3	3
MDD Traffic	0	5	1	21
PDO Criminal Misdemeanor	0	0	0	1
Totals	24	242	23	251

VOP Monthly Opened	VOP Yearly Opened	VOP Monthly Closed	VOP Yearly Closed
0	2	0	1

Kane County Public Defender Monthly Statistics

10/01/2024 - 10/31/2024

MDD - 4120

Case Type	Appointed Month Totals	Appointed YTD Totals	Closed Month Totals	Closed YTD Totals
MDD Contempt of Court Civil and Criminal	0	1	0	1
MDD Criminal Felony	10	137	21	134
MDD Criminal Misdemeanor	7	111	14	101
MDD Domestic Violence	2	42	7	56
MDD DUI	0	5	0	2
MDD Juvenile Delinquency	2	34	0	29
MDD Juvenile Delinquency Truancy	0	0	0	1
MDD Major Traffic	2	17	0	10
MDD Traffic	0	5	2	4
Totals	23	352	44	338

VOP Monthly Opened	VOP Yearly Opened	VOP Monthly Closed	VOP Yearly Closed
0	4	0	0

STATE OF ILLINOIS)

SS.

COUNTY OF KANE)

REPORT NO. TMP-24-3181

MONTHLY REPORT



Court Services Monthly Statistics OCTOBER 2024

Last Month's Highlights

- Staffing:
 - # of Resignations, Transfers or Terminations: 1 Supervisor
 - # of New Hires: 1 Mental Health Clinician
- Specialized trainings and interviews in the last month:

Training/Interviews	Division	Attendees or # of Applicants	Cost: Time & Expense	Description:
Interviews	Probation & JJC	27 Applicants	5 hours \$152	Interviews, Reviews, Reference Checks, Application Scoring for the open Probation Officer, Youth Counselor positions, Support Staff
Interviews	JJC	5 Applicants	7 hours \$213	Review applications, schedule interviews, make interview packets, conduct interviews
Monthly Staff Training	JJC	12 Attendees	16 hours \$655.00	Mental Health First Aid Training with AOIC trainer
Monthly Staff Training	JJC	37 Attendees	2 hours \$82	Pat Down Searches Rational Self Analysis Forms Resident Property Visual Scans Safety and Security
Core Correctional Practices (CCP)	Probation	3 Attendees	33.50 hours \$859	AOIC mandate. All pretrial and probation officers must learn skills proven to increase prosocial behaviors.
Feedback and Prioritization	Probation	2 Attendees	1 hour \$29	AOIC mandate. Probation staff learn to create the "bridge" between risk assessments and case planning.
Trauma-Informed Responses	Probation	4 Attendees	22 hours \$565	AOIC mandate. Participants increase their understanding of trauma and its effect on behavior.
Case Planning	Probation	2 Attendees	6.5 hours \$229	AOIC Mandate. Probation officers must develop plans for behavioral change in collaboration with clients.

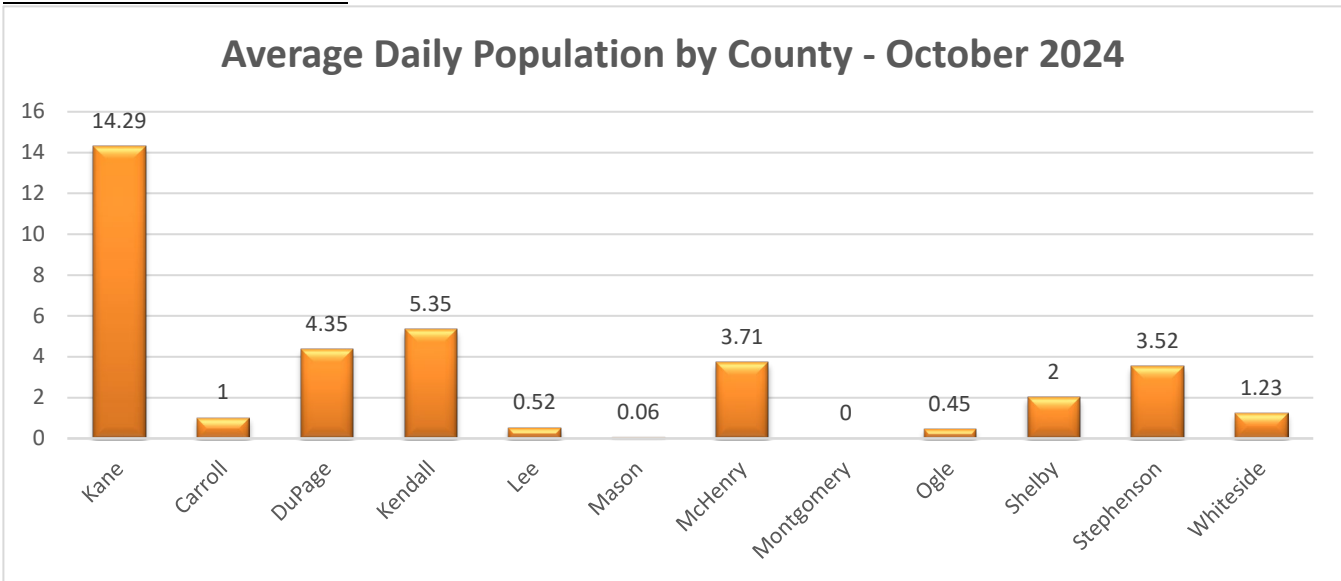
Adult Risk Assessment (ARA) Booster	Probation	5 Attendees	17.50 hours \$548	Veteran staff and supervisors polish their ability to assess actuarial risk and need.
Core Correctional Practices (CCP) Booster	Probation	4 Attendees	8 hours \$254	Experienced staff and supervisors fine-tune their delivery of skills and/or interventions that are proven to increase prosocial behaviors.
Case Planning Booster	Probation	4 Attendees	12 hours \$368	Revisiting how plans for behavioral change are collaboratively developed with clients.

**Clients approved for financial assistance for treatment
October 2024**

Treatment and Services provided using probation fees and grant dollars:

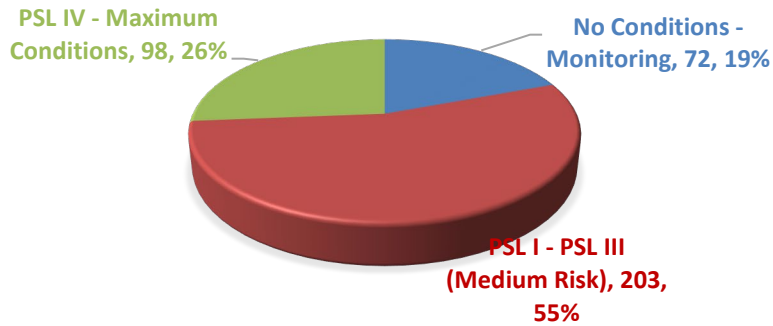
Type of Counseling or Services:	Number approved
Domestic Violence Counseling	6
Substance Abuse and DUI Treatment	1
DRC Residential (Includes Inpatient Treatment and Recovery Home)	
Number of Sex Offender Treatment Hours completed (Sept, 2024)	450

Juvenile Justice Center



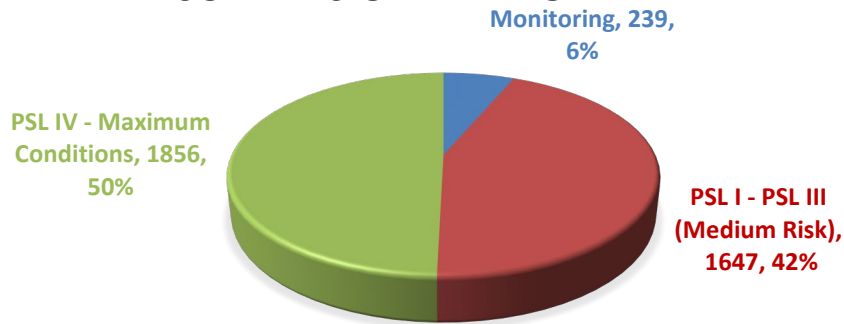
Pretrial Services

INITIAL APPEARANCES IN OCTOBER (N=373) BY SUPERVISION LEVEL ORDERED



Effective 9/16/24, pretrial supervision levels were consolidated to Level I, Level II, and Level III.

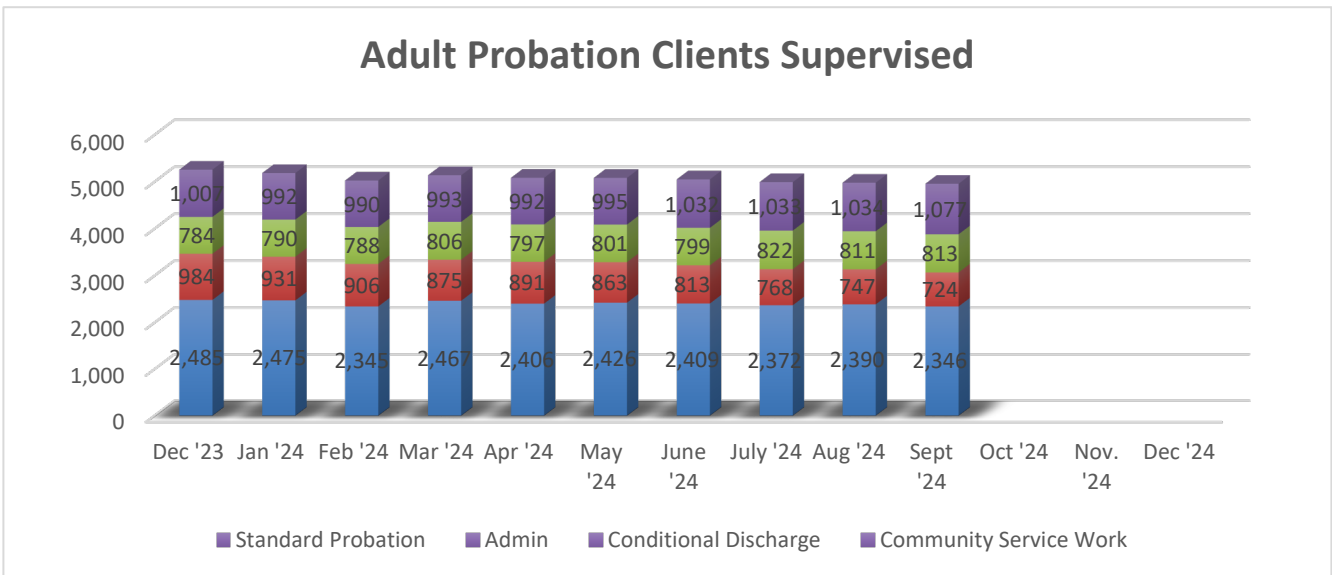
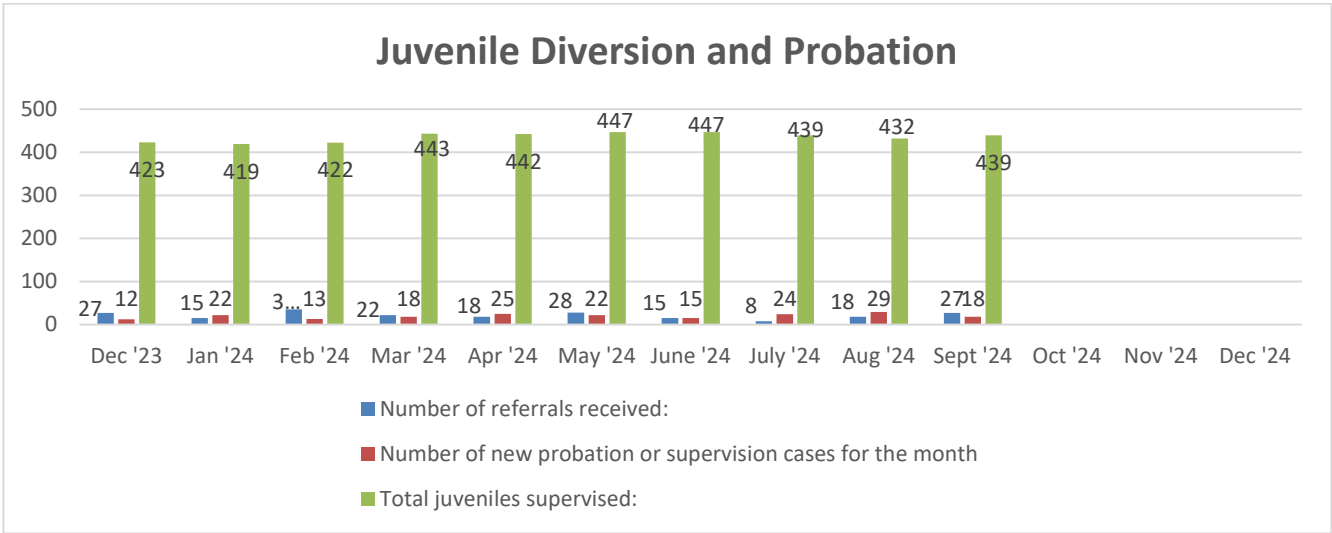
PRETRIAL CLIENTS (N=3,742) BY HIGHEST SUPERVISION LEVEL ORDERED

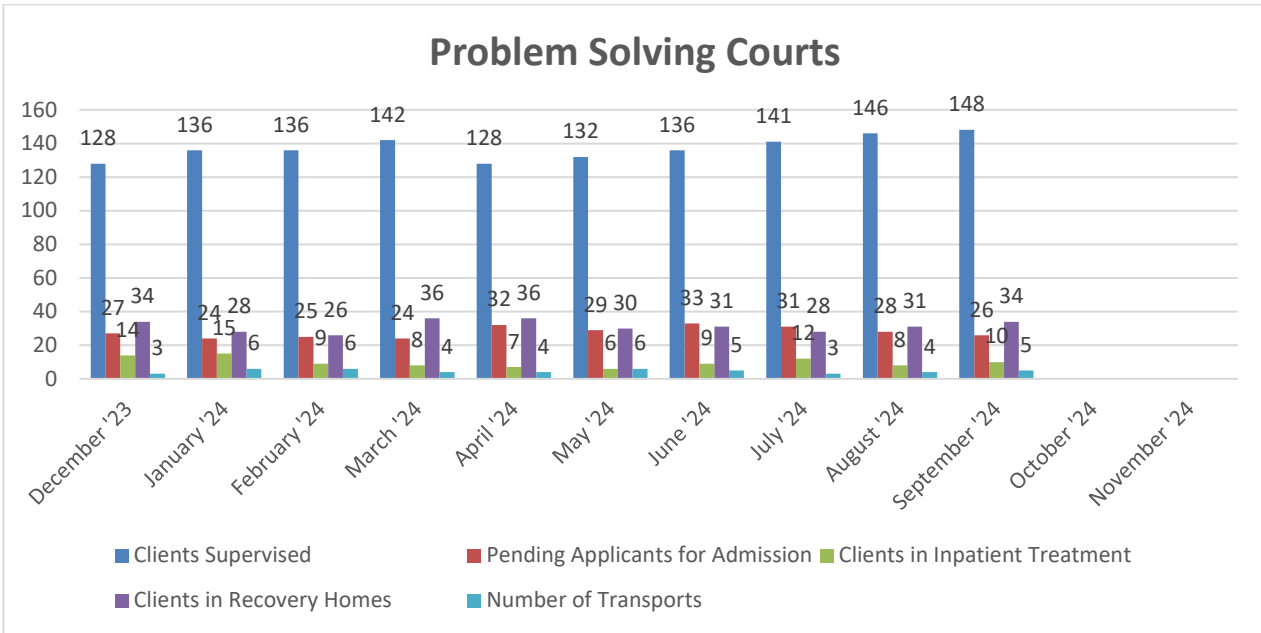


October Pretrial Court Date Reminders (N=1,650)



Probation





October Testing- Full Department

There were 1,387 drug tests done in September; Of those, 33 (2.4% of all tests) were positive for illicit substances:

- 27 Cocaine Positive
- 4 Opiate Positive
- 3 Fentanyl

STATE OF ILLINOIS)

COUNTY OF KANE)

SS.

REPORT NO. TMP-24-3177

JJC HOUSING REPORT

JJC Out of County Housing Report by Month for Detention - FY 24

Quarter		Average Daily Population	Total Billed	Average Daily Population	Total Billed	Average Daily Population	Total Billed	Average Daily Population	Total Billed	Average Daily Population	Total Billed	Average Daily Population	Total Billed		Transport Fees	
		Carroll		DuPage		Kendall		Lee		Mason		McHenry			All Counties	
1st	Dec-23	0.0	\$ -	5.7	\$ 30,975	2.2	\$ 12,075	0.4	\$ 1,925	0.0	\$ -	2.1	\$ 11,375	Dec-23	\$100	
	Jan-24	0.0	\$ -	5.6	\$ 30,450	2.3	\$ 12,600	0.0	\$ -	0.0	\$ -	1.6	\$ 8,750	Jan-24	\$0	
	Feb-24	0.0	\$ -	7.0	\$ 35,525	4.8	\$ 24,500	0.0	\$ -	0.0	\$ -	1.2	\$ 6,125	Feb-24	\$0	
2nd	Mar-24	0.0	\$ -	6.4	\$ 34,825	2.3	\$ 12,250	0.7	\$ 3,850	0.0	\$ -	2.8	\$ 15,400	Mar-24	\$182	
	Apr-24	0.0	\$ -	5.9	\$ 30,975	1.1	\$ 5,950	0.7	\$ 3,500	0.0	\$ -	1.5	\$ 7,875	Apr-24	\$0	
	May-24	0.0	\$ -	5.2	\$ 28,000	1.1	\$ 5,775	1.0	\$ 5,425	0.0	\$ -	1.8	\$ 9,625	May-24	\$267	
3rd	Jun-24	0.0	\$ -	5.1	\$ 26,950	1.6	\$ 8,400	0.3	\$ 1,750	0.0	\$ -	3.9	\$ 20,650	Jun-24	\$446	
	Jul-24	0.0	\$ -	6.6	\$ 35,525	1.3	\$ 7,000	0.5	\$ 2,450	0.0	\$ -	4.8	\$ 25,900	Jul-24	\$276	
	Aug-24	0.3	\$ 1,750	6.6	\$ 35,700	4.4	\$ 23,975	0.5	\$ 2,450	0.0	\$ -	3.8	\$ 20,475	Aug-24	\$1,144	
4th	Sep-24	1.0	\$ 5,250	6.4	\$ 33,600	5.7	\$ 30,100	0.0	\$ -	0.0	\$ -	2.4	\$ 12,775	Sep-24	\$370	
	Oct-24	1.0	\$ 5,425	4.6	\$ 25,200	5.4	\$ 29,400	0.5	\$ 2,975	0.1	\$ 525	3.9	\$ 21,175	Oct-24	\$1,046	
	Nov-24													Nov-24		
TOTAL YTD		0.2	\$ 12,425	5.9	\$ 347,725	2.9	\$ 172,025	0.4	\$ 24,325	0.0	\$ 525	2.7	\$ 160,125		Total	\$3,831

Quarter		Average Daily Population	Total Billed	Average Daily Population	Total Billed	Average Daily Population	Total Billed	Average Daily Population	Total Billed	Average Daily Population	Total Billed	Average Daily Population	Total Billed		Average Daily Population	Total Billed
		Montgomery		Ogle		Shelby		Stephenson		Whiteside		Non-IGA			All Counties & Transports	
1st	Dec-23	0.0	\$ -	0.8	\$ 4,200	0.0	\$ -	1.1	\$ 6,125	0.4	\$ 2,100	0.0	\$ -	Dec-23	12.7	\$ 68,875
	Jan-24	0.0	\$ -	0.0	\$ -	0.0	\$ -	1.4	\$ 7,525	0.1	\$ 350	0.0	\$ -	Jan-24	11.0	\$ 59,675
	Feb-24	0.0	\$ -	0.4	\$ 2,275	0.0	\$ -	1.0	\$ 5,075	1.2	\$ 6,300	0.0	\$ -	Feb-24	15.6	\$ 79,800
2nd	Mar-24	0.0	\$ -	0.1	\$ 350	0.0	\$ -	1.7	\$ 9,275	1.0	\$ 5,425	0.0	\$ -	Mar-24	15.0	\$ 81,557
	Apr-24	0.0	\$ -	0.1	\$ 350	0.0	\$ -	1.3	\$ 6,650	1.0	\$ 5,250	0.0	\$ -	Apr-24	11.6	\$ 60,550
	May-24	0.0	\$ -	0.2	\$ 875	0.0	\$ -	1.1	\$ 6,125	1.7	\$ 9,100	0.0	\$ -	May-24	12.1	\$ 65,192
3rd	Jun-24	0.0	\$ -	0.0	\$ -	0.0	\$ -	2.3	\$ 12,075	1.1	\$ 5,600	0.7	\$ 3,850	Jun-24	15.0	\$ 79,721
	Jul-24	0.5	\$ 2,975	0.0	\$ -	2.0	\$ 10,850	1.5	\$ 8,225	0.0	\$ -	0.0	\$ -	Jul-24	16.6	\$ 93,201
	Aug-24	0.0	\$ -	0.5	\$ 2,450	2.0	\$ 10,850	1.5	\$ 8,050	0.5	\$ 2,450	0.0	\$ -	Aug-24	19.9	\$ 109,294
4th	Sep-24	0.2	\$ 1,050	1.2	\$ 6,125	2.0	\$ 10,500	2.4	\$ 12,775	1.2	\$ 6,125	0.0	\$ -	Sep-24	13.9	\$ 118,670
	Oct-24	0.0	\$ -	0.6	\$ 3,150	2.0	\$ 10,850	3.6	\$ 19,775	1.3	\$ 7,000	0.0	\$ -	Oct-24	16.3	\$ 126,521
	Nov-24													Nov-24	0.0	\$ -
TOTAL YTD		0.1	\$ 4,025	0.3	\$ 19,775	0.7	\$ 43,050	1.7	\$ 101,675	0.9	\$ 49,700	0.1	\$ 3,850		Year-to-Date	\$ 943,056

STATE OF ILLINOIS)

SS.

COUNTY OF KANE)

REPORT NO. TMP-24-3093

KANE COUNTY JUVENILE DETENTION INSPECTION REPORT

2024 Kane County Juvenile Detention Inspection Report

JOHN ALBRIGHT, CHIEF OF PERFORMANCE AND INNOVATION
ILLINOIS DEPARTMENT OF JUVENILE JUSTICE

Executive Summary

The Department of Juvenile Justice conducted its annual inspection of the Kane County Juvenile Detention Center on May 6, 2024, pursuant to 730 ILCS 5/3-15-2(b). The center was found to be fully compliant with the requirements of the 20 Ill. Adm. Code 2602, County Juvenile Detention Standards (“County Detention Standards”). Furthermore, many facility practices exceed County Detention Standards and are indicative of juvenile justice best practice.

Areas of Non-Compliance

None.

Methodology

- Interviews Conducted
 - Superintendent
 - Operations Manager
 - Mental Health Director
 - Supervisor (1)
 - Youth Counselors (2)
 - Nurse
 - Educator
 - Youth (4)

- Documents Reviewed
 - Use of Force Policy
 - Confinement Policy
 - Youth Confinement Records
 - Behavior Management Policy
 - PREA Policies
 - Training and Development Policy
 - Sample Electronic Youth Files
 - Youth Grievance Policy
 - Youth Grievance Logs
 - Resident Handbook
 - Sample Employee Training Records
 - Employee Background Check Logs
 - Program Schedules
 - Educator Credentials
 - Medical Staff Credentials
 - Mental Health Staff Credentials
 - Fox River and Countryside Fire/Rescue Inspection (2/2/24)
 - Health Department Inspection Report (2/27/24)

- Dietary Menus
- Academic Schedules
- Fire Drill Documentation
- Sample Incident Reports

Overview

The Kane County Juvenile Detention Center is an 80-bed facility. At the time of the audit, the facility had 35 residents in custody. The facility had three living units in operation at the time of the walkthrough. Living units are arranged with three separate pods containing eight rooms per pod around a large common dayroom.

The facility has been assessed as fully compliant with Prison Rape Elimination Act (PREA) Standards through multiple external audits, with the most recent being completed in 2023. The facility implements specialized PREA compliance software for tracking PREA investigations and automating required annual reporting.

The facility provides youth with ample access to families, offering three days of in-person visits, and offering virtual visits for families who request them. Visitors are permitted to purchase food from a vending machine and share with their youth. A minimum of three free phone calls per day are available to youth. The amount of access youth have to families without incurring a cost is commendable and exceed County Detention Standards.

The physical state of the facility is excellent. Administrators have engaged with an outside volunteer for several years who works with youth to create murals throughout the facility that contribute to a welcoming atmosphere. Since the 2023 inspection, the facility has undergone some infrastructure improvements, including new floors in the gymnasium and sallyport. There is also a project in progress to install new desks in youth rooms.

Admission Policy and Procedures

The facility internally developed a screening tool (Probable Cause Search Type Criteria Form) to determine the type of search a youth receives on intake. Consistent with previous years, the facility reports that approximately 80% of youth intakes receive a pat-down search upon intake, with the other 20% receiving a visual (strip) search based on the outcomes of the screening tool. All admission searches are tracked, indicating the youth's name, type of search conducted, and the reason for any strip searches.

The facility has a clear process for the security of youth clothing. Items are logged in the facility case management system and a printout is placed with the clothing. The facility also maintains a supply of donated clothing to provide youth upon release if needed. Youth watch a PREA video and receive an orientation during the intake process. There is an additional orientation that takes place after a youth's detention hearing in which a facility supervisor meets with the youth to discuss potential triggers, which

are then incorporated into a larger case plan. Youth reported feeling like they understood what to expect during their stay after completing the orientation process.

Personnel, Staffing, and Supervision

On the date of inspection, the facility employed 53 Juvenile Detention Officers (JDOs) and eight supervisors, three of which are specialty supervisors focused on training and programming. A fourth supervisor is being trained as a future PREA coordinator.

The facility maintains an active training program. Wednesdays are considered “training days” at the facility. All staff are scheduled for one full-day training session each month. There was comprehensive documentation detailing the training topic and number of hours provided for each staff during these training days.

Detention Programs, Youth Discipline, and Confinement

The Kane County JDC utilizes several different types of programming to engage youth and enhance skills. The facility continues to use a resident council that meets every Friday. The council is run by the Operations Manager and usually consists of 6-8 youth. Standard topics include discussions on ways to reduce incidents in the building and hear and potentially implement youth suggestions at the facility.

Youth participate in a variety of programming throughout the week. Cognitive Behavior Training (CBT) Groups occur every day. These groups are facilitated by JDOs on Tuesdays and Thursdays, as well as by teachers during Social Emotional Learning (SEL) school programming. On the date of the inspection, youth reported they had participated in groups on bullying and personal identity. Over the past year, the facility has purchased Lions Quest Focus Group Materials and conducted four weeks of training with staff. Administrators report the groups are a lot more interactive and each group has a lesson plan available for staff to follow.

The facility manages a token economy system. Youth earn points in different behavioral categories throughout time blocks during the day. The points in turn are converted into behavior levels once per week. Privileges associated with higher levels include increased items permitted in room (such as a radio), later bedtimes, and access to video games. Youth also earn “coupons” for exhibiting positive behaviors. Coupons can be redeemed through a commissary that contains a variety of items including snacks and decorative floor pads for youth rooms. Youth on the highest level participate in a group movie night once per week. Youth appeared to be motivated by level incentives during on-site interviews.

The facility uses a timeout system. Timeouts generally last 5-15 minutes, with more egregious behaviors requiring completion of a CBT tool called “Rational Self Analysis,” which prompts residents to identify irrational thoughts that contributed to inappropriate behavior, as well as more rational beliefs to focus on in similar situations in the future. The facility also has a clear method for documenting non-behavioral room confinements (such as youth refusal to get up in the morning). Each case is

documented, indicating the start time, reason for the confinement, and supervisor check-ins every 30 minutes, as well as referrals to mental health.

In exigent circumstances, the facility does utilize individualized programming for youth who exhibit extremely assaultive behavior and/or have not responded to the facility's behavior program. Since the 2023 inspection, the facility changed this process to a Behavior Stabilization Program (BSP). Youth placed on this status are assigned a peer mentor to facilitate a focus group with the youth and assist with programming assignments. Educators and mental health personnel also engage with youth on this status every day. Youth on BSP are not confined during the day; rather they spend the day in individualized programming that consists of education, large-muscle exercise, completion of programming assignments, and free time.

The Kane County JDC continues to demonstrate an internal commitment towards using programming solutions to address youth behavior without a reliance on the use of confinement.

Medical and Health Care

Medical services are provided via a contract with Advanced Correctional Healthcare. A nurse is onsite from 8am-8pm seven days per week and a nurse practitioner is on-site once per week and available on call. The facility has a process in place to obtain necessary prescriptions for youth medication. Medication is administered by nursing personnel, except on rare occasions like holidays. All youth detained longer than seven days receive a physical. The facility has a clear sick call process.

Mental Health Services

The facility is staffed by one Mental Health Coordinator and two Mental Health Clinicians. Youth are administered the Suicide Behaviors Questionnaire-Revised Assessment (SPQR) upon intake, and all youth receive a mental health evaluation and one mental health contact per week. A Psychiatric Nurse Practitioner is on-site once per week and the facility can utilize the Kane County Diagnostic Center as needed. Youth who have external, private therapists can continue sessions via zoom while detained at the facility.

Mental health clinicians run dialectical behavior therapy (DBT) groups and mindfulness yoga sessions with youth at the facility once per week. A LCSW runs three groups with each housing unit per week. A clinician meets with youth on BSP daily, and mindfulness yoga sessions are facilitated on Saturdays. Since the 2023 Inspection, the facility has converted a facility space to a mental health-specific meeting room for use to conduct private individual counseling.

Youth Grievances

The facility has an established process for youth grievances. Grievance forms and grievance boxes were observed on all living units. Youth were familiar with the process and the facility maintains a log of youth grievances and outcomes. Supervisors are the primary responders to youth grievances and the Mental Health Coordinator retains them at their conclusion. In the time since the last audit, the facility

processed 122 youth grievances, most of which related to subjects such as phone log requests, and issues with points.

Education

Educational services are managed through the Regional Office of Education. The facility has one principal (who has a special education certification) and four teachers on-site. Teachers provide services to youth according to their endorsements (English, Math, and Science). The school principal acts as the primary substitute teacher when needed. History courses are provided through Edmentum, one period each day. Graduate youth are allowed to choose classes to take during the day through the Edmentum system.

The school schedule consists of six, 50-minute periods throughout the day. Youth attend school with their primary living units, and classes are capped at 12 students. Teachers utilize a direct instructional model for most periods throughout the day. This was observed during the facility walkthrough, as teachers were actively teaching and engaging students in both classrooms that were visited. Special education management occurs through a coordinator with the Regional Office of Education. At the time of the inspection, 25 youth had active IEPs. The special education coordinator sends an IEP summary to the facility every week and teachers meet to review it.

STATE OF ILLINOIS)

SS.

COUNTY OF KANE)

RESOLUTION NO. TMP-24-3152

NOTIFICATION OF RENEWAL OF SEX OFFENDER TREATMENT SERVICES

WHEREAS, Court Services is mandated by the Administrative Office of Illinois Courts to assess the needs of all offenders placed under its supervision, including those for sexually motivated offenses; and

WHEREAS, Sex offender evaluations conducted by highly trained clinical staff licensed by the Illinois Sex Offender Management Board may recommend rehabilitative counseling or treatment for court-involved individuals; and

WHEREAS, 730 ILCS 110/15.1 (f) allows for, "...Moneys from the probation and court services fund, upon the direction of the chief judge, to support practices endorsed or required under the Sex Offender Management Board Act, including but not limited to sex offender evaluation, treatment, and monitoring programs that are or may be developed within the county,"; and

WHEREAS, Nickerson & Associates is a qualified licensed clinical practice specializing in the counseling of adult and juvenile sexual abusers and their families; and

WHEREAS, Nickerson & Associates submitted a proposal in response to RFQ 03-021 and was awarded the service contract in Resolution No. 21-10 passed by the Kane County Board; and

WHEREAS, Nickerson & Associates Memorandum of Understanding with Court Services terminates on November 30, 2024; and

WHEREAS, RFQ 03-021 as issued allows for additional one-year renewal periods if mutually agreed upon by both parties; and

WHEREAS, Court Services and Nickerson & Associates have mutually agreed to a one-year Memorandum of Understanding; and

WHEREAS, Court Services will maintain its compliance with the "Containment Model" of supervision for sexual abusers by entering into this one-year renewal; and

NOW, THEREFORE, BE IT RESOLVED that the Kane County Board is notified that the Chief Judge is authorized to enter into a Memorandum of Understanding with Nickerson & Associates for the provision of Sex Offender Treatment and Counseling, to commence December 1, 2024 through November 30, 2025, subject to appropriation.

Passed by the Kane County Board on December 10, 2024.

John A. Cunningham, MBA, JD, JD
Clerk, County Board
Kane County, Illinois

Corinne M. Pierog MA, MBA
Chairman, County Board
Kane County, Illinois

Vote:



RESOLUTION / ORDINANCE EXECUTIVE SUMMARY ADDENDUM

Title

Notification of Renewal of Sex Offender Treatment Services

Committee Flow:

Judicial Public Safety Committee, Executive Committee, County Board

Contact:

Lisa Aust, 630.232.5809

Budget Information:

Was this item budgeted? Yes	Appropriation Amount: \$N/A
If not budgeted, explain funding source: N/A	

Summary:

Court Services uses the "Containment Model" approach to supervise offenders who have committed sexually motivated offenses while they reside in the community on a term of probation. It requires multidisciplinary partnerships between probation, treatment, and a polygraph examiner.

As indicated in Resolution No. 21-10 passed by the Kane County Board, Court Services entered into a Memorandum of Understanding (MOU) with Nickerson & Associates to provide individual, group, and family counseling to adult and juvenile sex offenders. The MOU may be renewed for an additional one-year period after terminating on 11/30/24 if mutually agreed upon by both parties. Treatment services will continue to be paid with probation fees with no impact on the general fund.

STATE OF ILLINOIS)

SS.

COUNTY OF KANE)

REPORT NO. TMP-24-3179

MONTHLY REPORT



November 2024

**Financial Report
Cases Filed Report
Electronic Order Report
Cases Scheduled Court Report
E file & Proposed Order Report
Phone Report
Staff Report
CIC Training Hours
CIC Overtime Hours
CIC Weekend & Holiday Bondcall**

**CIRCUIT CLERK
MONTHLY REPORT**

Theresa E. Barreiro

Judicial & Public Safety Committee Report SEPTEMBER 2024

Total Revenue General Fund and Special Funds		\$ 896,711.37
	Admin Annual Fees \$36 Fee	\$ 8,550.00
	Circuit Clerk Fee	\$ 388,661.90
	Bond 10% Fee	\$ 420.50
	County Fee	\$ -
	County Fine	\$ 13,085.52
	Various County Fees	\$ 485,993.45
Court Ordered Direct Child Support Payments		\$ 6,694.64
	Support & Maintenance	\$ 15,244.64
	Less Admin Annual Fee	\$ (8,550.00)
Fines, Costs and Fees		\$ 513,441.35
	Illinois State Fee	\$ 31,500.97
	Illinois State Fine	\$ 149,574.46
	Law Enforcement Agency Fee	\$ 328,197.41
	Law Enforcement Agency Fine	\$ 3,826.41
	Law Enforcement Municipal Agency Fees	\$ 342.10
	Total Fee for All Funds	\$ 1,416,847.36 \$ 1,416,847.36

COLLECTION STATUS

current month- Harris & Harris Gross Collections Received	\$65,062.03
current month- Monthly cases sent to collections	701
current month- Total Assessment for cases sent to Collections	\$409,987.13

Case Filing Statistics Report

ILKANEPROD

Circuit Court

Case Filing Date Range: 01/01/2024 to 10/31/2024

Case Category Case Type and Case Subtype	Cases Filed in Date Range	Total Cases Filed Year To Date 2024	Total Cases Filed Year To Date 2023	Case Filing Increase/Decrease		% Case Filing Increase/Decrease	Projected Year Total
Civil							
AR - Arbitration (\$10,000.01 to \$15K)	511	511	59	452	+	766 +	613
AR - Arbitration (\$15,000.01 - \$75,000.00)	424	424	389	35	+	9 +	509
AR - Arbitration (up to \$10K)	1	1	0	1	+		1
AR - Arbitration (up to \$15K)	0	0	298	298	-	100 -	0
AR - Change of Venue - Arbitration	1	1	1	0		0	1
CC - Direct Civil Contempt	0	0	1	1	-	100 -	0
CC - Indirect Civil Contempt	8	8	8	0		0	10
CH - Change of Venue - Chancery	3	3	2	1	+	50 +	4
CH - Construction of Inter Vivos Trust	1	1	0	1	+		1
CH - Construction of Testamentary Trust (P case disposed)	0	0	1	1	-	100 -	0
CH - Contract Actions	15	15	33	18	-	55 -	18
CH - Detinue	18	18	14	4	+	29 +	22
CH - Equitable Lien	1	1	1	0		0	1
CH - Foreclosure of Security Interest in Personal Property	0	0	1	1	-	100 -	0
CH - Injunction (Except in Tax & Dissolution)	28	28	24	4	+	17 +	34
CH - Interpleader	1	1	3	2	-	67 -	1
CH - Mechanic's Lien Foreclosure	13	13	14	1	-	7 -	16
CH - Partition	13	13	12	1	+	8 +	16
CH - Partnership Dissolution	1	1	3	2	-	67 -	1
CH - Quiet Title	8	8	15	7	-	47 -	10
CH - Rescission of Contract	1	1	2	1	-	50 -	1
CH - Restraining Order	3	3	0	3	+		4
CH - Specific Performance	9	9	7	2	+	29 +	11
CH - Structured Settlement (Original Action to Assign)	2	2	1	1	+	100 +	2
CH - Trust Administration	11	11	8	3	+	38 +	13
ED - Change of Venue - Eminent Domain	1	1	1	0		0	1

Case Filing Statistics Report

ILKANEPROD

Circuit Court

Case Filing Date Range: 01/01/2024 to 10/31/2024

Case Category Case Type and Case Subtype	Cases Filed in Date Range	Total Cases Filed Year To Date 2024	Total Cases Filed Year To Date 2023	Case Filing Increase/Decrease	% Case Filing Increase/Decrease	Projected Year Total
ED - Eminent Domain	25	25	17	8 +	47 +	30
EV - Change of Venue - Eviction	1	1	2	1 -	50 -	1
EV - Commercial	37	37	45	8 -	18 -	44
EV - Commercial - Possession Only	2	2	6	4 -	67 -	2
EV - Ejectment	2	2	1	1 +	100 +	2
EV - Residential	1,267	1,267	1,214	53 +	4 +	1520
EV - Residential - Possession Only	182	182	177	5 +	3 +	218
FC - Change of Venue - Foreclosure	1	1	1	0	0	1
FC - Commercial Real Estate	8	8	8	0	0	10
FC - Residential	3	3	4	1 -	25 -	4
Foreclosure/Termination of Lease						
FC - Residential Real Estate	464	464	526	62 -	12 -	557
FC - Residential Real Estate (Tier 1)	31	31	23	8 +	35 +	37
FC - Residential Real Estate (Tier 2)	2	2	0	2 +		2
FC - Residential Real Estate (Tier 3)	1	1	3	2 -	67 -	1
GC - Drainage Assessment (Except Tax Collection)	1	1	1	0	0	1
GC - Petition for Annexation for Election	2	2	0	2 +		2
LA - Change of Venue - Law	20	20	20	0	0	24
LA - Contract - Business Dispute (Buyer/Plaintiff)	3	3	0	3 +		4
LA - Contract - Debt Collection (Seller/Plaintiff)	4	4	0	4 +		5
LA - Contract-Other (Excl. Bus./Empl. Dispute & Debt Coll.)	103	103	71	32 +	45 +	124
LA - Enforcement of Arbitration Award	8	8	10	2 -	20 -	10
LA - Recover Support/Contribution	1	1	0	1 +		1
LA - Replevin Restoration of Seized Goods	7	7	4	3 +	75 +	8
LA - Statutory Action (by State/Political Subdivision)	2	2	2	0	0	2
LA - Tort - Automobile	22	22	0	22 +		26

Case Filing Statistics Report

ILKANEPROD

Circuit Court

Case Filing Date Range: 01/01/2024 to 10/31/2024

Case Category Case Type and Case Subtype	Cases Filed in Date Range	Total Cases Filed Year To Date 2024	Total Cases Filed Year To Date 2023	Case Filing Increase/Decrease		% Case Filing Increase/Decrease	Projected Year Total
LA - Tort - Intentional	1	1	0	1	+		1
LA - Tort - Medical Malpractice	2	2	0	2	+		2
LA - Tort - Other Malpractice (Excluding Medical)	1	1	0	1	+		1
LA - Tort - Premises Liability	5	5	0	5	+		6
LA - Tort - Wrongful Act	327	327	342	15	-	4 -	392
LA - Trover Payment for Value of Goods	3	3	0	3	+		4
LA - Wrongful Death (over \$50,000.00)	17	17	18	1	-	6 -	20
LM - Arbitration & Award (\$15,000.01 - \$50,000.00)	0	0	12	12	-	100 -	0
LM - Arbitration & Award (up to \$15K)	0	0	4	4	-	100 -	0
LM - Change of Venue - Law Magistrate (\$15,000.01 to \$50K)	1	1	1	0		0	1
LM - Change of Venue - Law Magistrate (up to \$15K)	1	1	1	0		0	1
LM - Confession of Judgment (\$15,000.01 - \$50,000.00)	0	0	1	1	-	100 -	0
LM - Contract Business Dispute-Buyer/Pltf-\$15K.01 to \$50K	1	1	0	1	+		1
LM - Contract Debt Collection-Seller/Pltf-\$10K.01 to \$15K	1	1	0	1	+		1
LM - Contract Debt Collection-Seller/Pltf-\$15K.01 to \$50K	1	1	0	1	+		1
LM - Contract Other (Excl Bus/Emp Dis/Debt)(\$10.01K-\$15K)	25	25	20	5	+	25 +	30
LM - Contract Other (Excl Bus/Emp Disp/Debt)(\$15.01K-\$50K)	50	50	38	12	+	32 +	60
LM - Distress for Rent (up to \$15K)	0	0	1	1	-	100 -	0
LM - Replevin - Restoration of Seized Goods (Up to \$15K)	16	16	14	2	+	14 +	19
LM - Replevin-Restoration of Seized Goods (\$15.01K to \$50K)	13	13	30	17	-	57 -	16
LM - Tort - Automobile (\$15,000.01 to	2	2	0	2	+		2

Case Filing Statistics Report

ILKANEPROD

Circuit Court

Case Filing Date Range: 01/01/2024 to 10/31/2024

Case Category Case Type and Case Subtype	Cases Filed in Date Range	Total Cases Filed Year To Date 2024	Total Cases Filed Year To Date 2023	Case Filing Increase/Decrease		% Case Filing Increase/Decrease	Projected Year Total
\$50K)							
LM - Tort - Wrongful Act (\$10,000.01 to \$15K)	2	2	6	4	-	67 -	2
LM - Tort - Wrongful Act (\$15,000.01 to 50K)	20	20	9	11	+	122 +	24
LM - Trover-Payment for Value of Goods (\$15,000.01 to \$50K)	0	0	1	1	-	100 -	0
MR - Administrative Review - Unemployment	2	2	7	5	-	71 -	2
MR - Building Code Violation	100	100	68	32	+	47 +	120
MR - Certiorari	1	1	1	0		0	1
MR - Change of Name	238	238	174	64	+	37 +	286
MR - Change of Venue - Misc. Remedy (no original filing fee)	7	7	8	1	-	12 -	8
MR - Consumer Fraud/Deceptive Business Practice	2	2	1	1	+	100 +	2
MR - Corporation Dissolution	1	1	1	0		0	1
MR - Declaratory Judgment	19	19	22	3	-	14 -	23
MR - Demolition	4	4	3	1	+	33 +	5
MR - Foreign Subpoena	2	2	0	2	+		2
MR - Mandamus	3	3	1	2	+	200 +	4
MR - Prohibition	1	1	0	1	+		1
MR - Review of Administrative Proceedings	31	31	37	6	-	16 -	37
MX - Administration Inspection Warrant	1	1	0	1	+		1
MX - Application for Order - Eavesdropping	11	11	17	6	-	35 -	13
MX - Application for Order -Electronic Criminal Surveillance	31	31	59	28	-	47 -	37
MX - Change of Venue - Miscellaneous Criminal	2	2	2	0		0	2
MX - Criminal Protective Order	26	26	0	26	+		31
MX - Eavesdrop - States Attorney Authorized	2	2	0	2	+		2

Case Filing Statistics Report

ILKANEPROD

Circuit Court

Case Filing Date Range: 01/01/2024 to 10/31/2024

Case Category Case Type and Case Subtype	Cases Filed in Date Range	Total Cases Filed Year To Date 2024	Total Cases Filed Year To Date 2023	Case Filing Increase/Decrease		% Case Filing Increase/Decrease	Projected Year Total
MX - Extradition (Interstate - UCEA Act)	590	590	54	536	+	993 +	708
MX - Extradition (Intrastate)	7	7	0	7	+		8
MX - Forfeiture of Seized Property	73	73	78	5	-	6 -	88
MX - Fugitive from Justice (Interstate - UCEA Act)	93	93	35	58	+	166 +	112
MX - Habeas Corpus (Civil or Criminal)	0	0	1	1	-	100 -	0
MX - Peace Bond Complaint (Fugitive from Justice)	0	0	1	1	-	100 -	0
MX - Petition to Expunge (Adult)	37	37	7	30	+	429 +	44
MX - Petition to Expunge (Juvenile)	7	7	1	6	+	600 +	8
MX - Petition to Seal (No Existing Case - Adult)	1	1	0	1	+		1
MX - Rendition	0	0	2	2	-	100 -	0
MX - Search Warrant	1,901	1,901	2,129	228	-	11 -	2281
SC - Change of Venue - Small Claims (\$2,500.01 to \$10K)	9	9	2	7	+	350 +	11
SC - Change of Venue - Small Claims (Up to \$2,500)	3	3	2	1	+	50 +	4
SC - Contract Business Dispute-Buyer/Pltf-\$2,500.01 to \$10K	4	4	0	4	+		5
SC - Contract Business Dispute-Buyer/Pltf-Up to \$2,500	6	6	0	6	+		7
SC - Contract Debt Collection-Seller/Pltf-\$2,500.01 to \$10K	147	147	0	147	+		176
SC - Contract Debt Collection-Seller/Pltf-Up to \$2,500	69	69	0	69	+		83
SC - Contract Employment Dispute-Excl. Discrim-Up to \$2,500	1	1	0	1	+		1
SC - Contract Other (Excl Bus/Emp Disp/Debt)(Up to \$2,500)	1,524	1,524	1,346	178	+	13 +	1829
SC - Contract Other(Excl Bus/Emp Disp/Debt)(\$2,500.01-\$10K)	2,189	2,189	1,993	196	+	10 +	2627

Case Filing Statistics Report

ILKANEPROD
Circuit Court

Case Filing Date Range: 01/01/2024 to 10/31/2024

Case Category Case Type and Case Subtype	Cases Filed in Date Range	Total Cases Filed Year To Date 2024	Total Cases Filed Year To Date 2023	Case Filing Increase/Decrease		% Case Filing Increase/Decrease	Projected Year Total
SC - Tax Collection (\$2,500.01 to \$10K)	0	0	1	1	-	100 -	0
SC - Tort - Wrongful Act (Up to \$2,500)	52	52	51	1	+	2 +	62
SC - Tort - Wrongful Act (\$2,500.01 to \$10K)	199	199	183	16	+	9 +	239
SC - Tort-Automobile (\$2,500.01 to \$10K)	7	7	0	7	+		8
SC - Tort-Automobile (Up to \$2,500)	1	1	0	1	+		1
SC - Tort-Intentional (\$2,500.01 to \$10K)	3	3	0	3	+		4
SC - Tort-Medical Malpractice (\$2,500.01 to \$10K)	1	1	0	1	+		1
SC - Tort-Premises Liability (Up to \$2,500)	1	1	0	1	+		1
TX - Change of Venue - Tax	1	1	1	0		0	1
TX - Petition for Tax Deed	50	50	80	30	-	38 -	60
TX - Sale in Error	1	1	2	1	-	50 -	1
TX - Tax Refund/Objection	2	2	0	2	+		2
WI - Disclaimer-(No P Or Will Filed)	0	0	1	1	-	100 -	0
WI - Will	940	940	1,084	144	-	13 -	1128
Total Civil	12,165	12,165	10,986	1179	+	11 +	13081

Case Filing Statistics Report

ILKANEPROD

Circuit Court

Case Filing Date Range: 01/01/2024 to 10/31/2024

Case Category Case Type and Case Subtype	Cases Filed in Date Range	Total Cases Filed Year To Date 2024	Total Cases Filed Year To Date 2023	Case Filing Increase/Decrease		% Case Filing Increase/Decrease	Projected Year Total
Criminal							
CC - Contempt of Court	1	1	0	1	+		1
CC - Direct Criminal Contempt	3	3	3	0		0	4
CC - Indirect Criminal Contempt	6	6	14	8	-	57 -	7
CF - Criminal Felony	2,346	2,346	2,284	62	+	3 +	2815
CL - Civil Law Violation	1	1	4	3	-	75 -	1
CM - Criminal Misdemeanor	1,892	1,892	1,745	147	+	8 +	2270
CV - Conservation Violation	34	34	33	1	+	3 +	41
DT - DUI	914	914	868	46	+	5 +	1097
DV - Domestic Violence	1,059	1,059	858	201	+	23 +	1271
JD - Juvenile Delinquent	329	329	273	56	+	21 +	395
MT - Major Traffic	7,459	7,459	7,164	295	+	4 +	8951
MX - Interstate Probationer Transfer (Adult)	6	6	16	10	-	62 -	7
MX - Intrastate Probationer Transfer (Adult)	196	196	243	47	-	19 -	235
OV - Ordinance Violation	1,321	1,321	1,604	283	-	18 -	1585
QC - Quasi Criminal	12	12	21	9	-	43 -	14
TR - Minor Traffic	24,291	24,291	20,621	3670	+	18 +	29149
Total Criminal	39,870	39,870	35,751	4119	+	12 +	49351

Case Filing Statistics Report

ILKANEPROD

Circuit Court

Case Filing Date Range: 01/01/2024 to 10/31/2024

Case Category Case Type and Case Subtype	Cases Filed in Date Range	Total Cases Filed Year To Date 2024	Total Cases Filed Year To Date 2023	Case Filing Increase/Decrease	% Case Filing Increase/Decrease	Projected Year Total
Family						
AD - Adoption	131	131	137	6 -	4 -	157
AD - Change of Venue - Adoption	1	1	1	0	0	1
DC - Change of Venue - Dissolution (with children)	10	10	11	1 -	9 -	12
DC - Dissolution (with children)	511	511	593	82 -	14 -	613
DC - Dissolution of Civil Union (with children)	13	13	8	5 +	62 +	16
DC - DV Dissolution (with children)	14	14	24	10 -	42 -	17
DC - Invalidity (with children)	0	0	2	2 -	100 -	0
DC - Legal Separation (with children)	4	4	5	1 -	20 -	5
DN - Change of Venue - Dissolution (without children)	3	3	2	1 +	50 +	4
DN - Dissolution (without children)	590	590	629	39 -	6 -	708
DN - Dissolution of Civil Union (without children)	25	25	12	13 +	108 +	30
DN - DV Dissolution (without children)	6	6	7	1 -	14 -	7
DN - Invalidity (without children)	4	4	2	2 +	100 +	5
DN - Legal Separation (without children)	4	4	0	4 +		5
FA - Change of Venue - Family (Fee Linked to Filing Code)	10	10	10	0	0	12
FA - Parentage	2	2	10	8 -	80 -	2
FA - Petition for Custody	53	53	55	2 -	4 -	64
FA - Petition for Parental Resp. of Child(ren) (Visitation)	52	52	45	7 +	16 +	62
FA - Petition for Parental Responsibility (Child Support)	209	209	223	14 -	6 -	251
FA - Petition for Visitation of child(ren)	16	16	11	5 +	45 +	19
FA - Petition to Request Support	116	116	109	7 +	6 +	139
JA - Change of Venue - Juvenile Abuse	1	1	1	0	0	1
JA - Juvenile Abuse	163	163	163	0	0	196
JV - Change of Venue - Juvenile	1	1	2	1 -	50 -	1

Case Filing Statistics Report

ILKANEPROD

Circuit Court

Case Filing Date Range: 01/01/2024 to 10/31/2024

Case Category Case Type and Case Subtype	Cases Filed in Date Range	Total Cases Filed Year To Date 2024	Total Cases Filed Year To Date 2023	Case Filing Increase/Decrease		% Case Filing Increase/Decrease	Projected Year Total
JV - Truancy	5	5	3	2	+	67 +	6
OP - Change of Venue - Order of Protection	6	6	9	3	-	33 -	7
OP - Civil No Contact Order	19	19	23	4	-	17 -	23
OP - Firearm Restraining Order	10	10	6	4	+	67 +	12
OP - Order of Protection	1,228	1,228	1,262	34	-	3 -	1474
OP - Stalking No Contact Order	353	353	367	14	-	4 -	424
Total Family	3,560	3,560	3,732	172	-	5 -	2327
Probate							
GR - Change of Venue - Guardianship	9	9	9	0		0	11
GR - Guardianship of Estate of Living Person	5	5	6	1	-	17 -	6
GR - Guardianship of Minor	157	157	127	30	+	24 +	188
GR - Guardianship of Person with Disability	144	144	142	2	+	1 +	173
MH - Administrator to Administer Treatment	40	40	50	10	-	20 -	48
MH - Change of Venue - Mental Health	1	1	1	0		0	1
MH - Petition for Discharge	3	3	1	2	+	200 +	4
MH - Petition for Hospitalization	170	170	188	18	-	10 -	204
PR - Administration of Decedent's Estate	465	465	473	8	-	2 -	558
PR - Change of Venue - Probate	3	3	2	1	+	50 +	4
PR - Wrongful Death/Collection of Judgment	3	3	3	0		0	4
Total Probate	1,000	1,000	1,002	2	-	0 -	1201
Grand Total	56,595	56,595	51,471	5,124	+	10 +	65960

Case Type	Total as of 01/31/24	Total as of 02/28/24	Feb Filings	Total as of 03/31/24	March Filings	Total as of 04/30/24	April Filings	Total as of 05/31/24	May Filings	Total as of 06/30/24	June Filings	Total as of 07/31/24	July Filings	Total as of 08/31/24	August Filings	Total as of 09/30/24	September filings
AR	78	169	91	251	82	371	120	453	82	579	126	693	114	787	94	899	112
CC (indirect Civil)	1	3	2	3	0	3	0	4	1	6	2	6	0	6	0	6	0
CH	17	29	12	41	12	50	9	59	9	72	13	89	17	104	15	111	7
ED	5	10	5	14	4	16	2	22	6	23	1	23	0	23	0	25	2
EV	155	298	143	430	132	579	149	727	148	852	125	1016	164	1178	162	1334	156
FC	59	110	51	161	51	217	56	248	31	283	35	338	55	392	54	451	59
GC	1	2	1	2	0	2	0	2	0	2	0	2	0	2	0	2	0
LA	53	100	47	149	49	207	58	265	58	328	63	381	53	434	53	481	47
LM	16	35	19	39	4	57	18	67	10	83	16	94	11	110	16	126	16
MR	47	76	29	114	38	140	26	174	34	208	34	256	48	320	64	352	32
MX	281	556	275	861	305	1142	281	1426	284	1637	211	1949	312	2219	270	2475	256
SC	515	976	461	1449	473	1993	544	2435	442	2867	432	3259	392	3559	300	3929	370
TX	6	11	5	29	18	33	4	39	6	50	11	51	1	53	2	53	0
WI	112	208	96	288	80	384	96	478	94	549	71	641	92	737	96	829	92
Civil Total	1346	2583	1237		1248		1363		1205		1140		1259		1126		1149
AD	12	26	14	41	15	50	9	69	19	79	10	94	15	104	10	116	12
DC	53	103	50	173	70	234	61	291	57	336	45	389	53	448	59	494	46
DN	59	116	57	168	52	236	68	306	70	365	59	446	81	514	68	566	52
FA	38	78	40	106	28	170	64	209	39	253	44	304	51	353	49	408	55
JA	12	38	26	48	10	76	28	87	11	108	21	120	12	139	19	153	14
JV	1	1	0	1	0	5	4	5	0	5	0	5	0	5	0	5	0
OP	153	292	139	430	138	606	176	795	189	969	174	1125	156	1289	164	1469	180
Family Total	328	654	326		313		410		385		353		368		369		359
GR	26	56	30	92	36	126	34	154	28	188	34	217	29	244	27	279	35
MH	27	38	11	57	19	78	21	101	23	118	17	149	31	168	19	188	20
PR	43	90	47	135	45	185	50	238	53	276	38	317	41	377	60	413	36
Probate Total	96	184	88		100		105		104		89		101		106		91
CC (Criminal)	4	6	2	7	1	8	1	9	1	9	0	9	0	10	1	10	0
CF	208	417	209	655	238	877	222	1123	246	1372	249	1638	266	1892	254	2127	235
CL	1	1	0	1	0	1	0	1	0	1	0	1	0	1	0	1	0
CM	133	282	149	489	207	674	185	887	213	1056	169	1249	193	1451	202	1669	218
CV	5	14	9	17	3	17	0	17	0	20	3	25	5	25	0	31	6
DT	74	154	80	257	103	351	94	435	84	523	88	626	103	725	99	825	100
DV	92	176	84	272	96	348	76	466	118	575	109	695	120	821	126	949	128
JD	44	79	35	111	32	136	25	178	42	207	29	239	32	267	28	293	26
MT	629	1322	693	2345	1023	3091	746	3911	820	4551	640	5275	724	6066	791	6729	663
MX (probation)	17	22	5	40	18	109	69	123	14	125	2	135	10	144	9	191	47
OV	110	229	119	423	194	566	143	656	90	774	118	888	114	1048	160	1187	139
QC	2	2	0	2	0	2	0	3	1	7	4	9	2	10	1	12	2
TR	1750	3614	1864	6656	3042	9325	2669	11969	2644	13908	1939	16652	2744	19328	2676	21674	2346
Criminal Total	3069		3249		4957		4230		4273		3350		4313		4347		3910
Monthly TOTAL	4839		4900		6618		6108		5967		4932		6041		5948		5509
YTD TOTAL	4839		9739		16357		22465		28432		33364		39405		45353		50862

Total as of 10/31/24	October filings	Total as of 11/30/24	November filings	Total as of 12/31/24	December filings
937	38				
8	2				
128	17				
26	1				
1491	157				
510	59				
3	1				
526	45				
133	7				
411	59				
2782	307				
4216	287				
54	1				
940	111				
	1092		0		0
132	16				
552	58				
632	66				
458	50				
165	12				
5	0				
1616	147				
	349		0		0
315	36				
214	26				
471	58				
	120		0		0
10	0				
2346	219				
1	0				
1892	223				
34	3				
914	89				
1059	110				
329	36				
7459	730				
202	11				
1321	134				
12	0				
24291	2617				
	4172		0		0
	5733		0		0
	56595		56595		56595

CIC Electronic Order Report

October 2024



Odyssey Integrations Count

Events	86724
Images	20807
Hearings	12133
Warrants	622
Summons	841

Electronic Document Count by Program

ECO	17514
Laserfiche	3293

ECO Order Count by Courtroom

Courtroom 005	Bond Call	8
Courtroom 007	Order of Protection Court	0
Courtroom 220	Expungements	48
Courtroom 203	DUI Court	1631
Courtroom 209	Misdemeanor Domestic Violence Court	1575
Courtroom 211	Felony Trial Court	887
Courtroom 217	Felony Specialty Court	993
Courtroom 301	Chief Judge Court	0
Courtroom 305	Felony Trial Court	1240
Courtroom 311	Felony Trial Court	763
Courtroom 313	Felony Trial Court	770
Courtroom 319	Felony Trial Court	575
Aurora Branch Court	Traffic and Misdemeanor Court	3104
Elgin Branch Court	Traffic and Misdemeanor Court	3020
Kane Branch Court	Traffic and Misdemeanor Court	2854
Elgin Mental Health	Mental Health Court	25
Presence Mercy Center	Mental Health Court	16
St. Joseph's Hospital	Mental Health Court	5

2024 NEW CASE FILINGS



Monthly Cases Filed In Kane County

	<u>Criminal</u>	<u>Civil</u>	<u>Family</u>	<u>Probate</u>
Jan	3,069	1,346	328	96
Feb	3,249	1,237	326	88
Mar	4,957	1,248	313	100
Apr	4,230	1,363	410	105
May	4,273	1,205	385	104
Jun	4,230	1,363	410	105
Jul	4,313	1,259	368	101
Aug	4,347	1,126	369	106
Sept	5,509	1,149	359	91
Oct	4,172	1,092	349	120
Nov				
Dec				

2024 FILES SCHEDULED FOR COURT



Monthly Cases Scheduled For Court

	<u>Criminal</u>	<u>Civil</u>	<u>Criminal</u>	<u>Civil</u>	
Jan	7,476	3,520	Aug	9,854	5,309
Feb	5,964	2,722	Sept	6,169	2,917
Mar	6,344	3,031	Oct	6,199	3,006
Apr	6,108	3,155	Nov		
May	6,813	3,372	Dec		
Jun	8,252	5,136			
Jul	9,754	5,372			

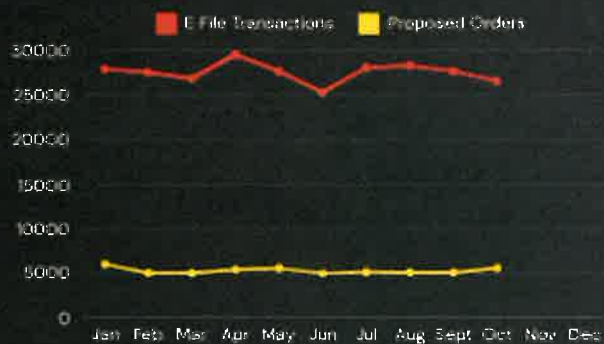
2024 ECO ORDERS



Monthly ECO Orders

<u>ECO Orders</u>		<u>ECO Orders</u>	
Jan	17,785	Aug	17,784
Feb	15,726	Sept	17,080
Mar	16,469	Oct	17,514
Apr	16,258	Nov	
May	18,424	Dec	
Jun	16,753		
Jul	17,405		

2024 E-FILE TRANSACTIONS & PROPOSED ORDERS



Monthly E File and Proposed Orders

	<u>E File</u>	<u>Proposed Orders</u>		<u>E File</u>	<u>Proposed Orders</u>
Jan	27,897	6,003	Aug	28,279	5,080
Feb	27,553	5,015	Sept	27,678	5,077
Mar	26,867	5,000	Oct	26,558	5,582
Apr	29,494	5,423	Nov		
May	27,663	5,555	Dec		
Jun	25,312	4,994			
Jul	28,028	5,121			

2024 PHONE CALLS



Monthly Calls Handled By Staff

<u>Calls Received</u>			
Jan	7,853	Aug	6,683
Feb	7,124	Sept	6,500
Mar	6,733	Oct	7,038
Apr	6,666	Nov	
May	6,808	Dec	
Jun	6,269		
Jul	6,705		

2024 TOTAL CIC STAFF



Monthly Total Staff

<u>Staff</u>			
Jan	94	Aug	98
Feb	93	Sept	98
Mar	93	Oct	96
Apr	91	Nov	
May	94	Dec	
Jun	95		
Jul	97		

2024 TRAINING HOURS

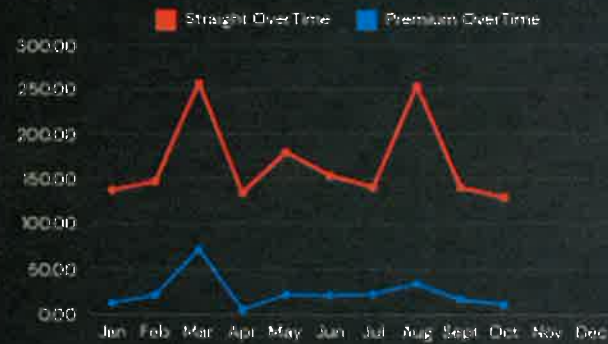


CIC Training Hours

Staff Training Hours

Jan	219.75	Aug	243.75
Feb	207.00	Sept	243.25
Mar	329.25	Oct	234.75
Apr	246.25	Nov	
May	236	Dec	
Jun	194.50		
Jul	204		

2024 OVERTIME



CIC Over Time Hours

Over Time Hours

	Straight OT	Premium OT
Jan	137.50	12.50
Feb	147.02	21.50
Mar	257.02	72.00
Apr	134.25	5
May	180	22
Jun	154	21.25
Jul	140.75	23
Aug	253.75	34
Sept	140.50	16.75
Oct	129.42	11
Nov		
Dec		

2024 WEEKEND HOLIDAY BOND CALL HOURS

CIC Weekend Holiday Bondcall Hours

Weekend Holiday Bondcall Hours



Jan	66.50
Feb	66.25
Mar	77.50
Apr	46
May	58
Jun	62.25
Jul	55
Aug	62
Sept	69
Oct	61.75
Nov	
Dec	

Date	Civil	Civil Ab	Civ Sch	Civ Sch Ab	Criminal	Crim Ab	Crim Sch	Crim Sch Ab	Records	Records Ab	Chat	Total calls	Total Abs	% Abs	% service	Closings
10/1/2024	125	19	61	0	135	9	14	0	18	0	10	353	28	0	92%	
10/2/2024	110	2	59	1	143	13	10	0	15	0	21	337	16	0	95%	
10/3/2024	95	1	48	0	151	12	14	1	23	0	13	331	14	0	96%	
10/4/2024	87	1	51	0	100	3	9	0	15	0	16	262	4	0	98%	
10/7/2024	109	0	52	0	141	10	18	2	20	1	15	340	13	0	96%	
10/8/2024	114	2	62	1	160	15	13	1	22	0	15	371	19	0	95%	
10/9/2024	85	1	43	0	125	10	4	0	12	0	8	269	11	0	96%	
10/10/2024	110	0	45	0	120	10	11	1	21	0	11	307	11	0	96%	
10/11/2024	75	0	28	0	123	2	17	1	12	0	6	255	3	0	99%	
10/14/2024																Holiday
10/15/2024	174	7	63	1	201	28	19	4	31	0	20	488	40	0	92%	
10/16/2024	84	0	55	1	146	14	12	3	21	1	15	318	19	0	94%	
10/17/2024	129	4	65	1	126	8	11	5	21	0	10	352	18	0	95%	
10/18/2024	88	1	56	0	123	5	11	0	21	0	9	299	6	0	98%	
10/21/2024	118	2	61	0	173	20	7	1	21	0	7	380	23	0	94%	
10/22/2024	101	1	61	0	136	13	11	0	18	1	9	327	15	0	95%	
10/23/2024	93	0	54	0	146	18	9	2	20	1	10	322	21	0	93%	
10/24/2024	98	2	37	1	128	9	5	0	20	0	7	288	12	0	96%	
10/25/2024	76	0	46	0	115	4	12	0	16	0	5	265	4	0	98%	
10/28/2024	104	1	62	0	116	11	19	3	24	1	16	325	16	0	95%	
10/29/2024	98	0	66	0	117	10	8	1	18	0	6	307	11	0	96%	
10/30/2024	95	5	54	0	114	18	8	1	18	0	12	289	24	0	92%	
10/31/2024	76	2	43	0	103	16	11	3	20	0	6	253	21	0	92%	
Total	2244	51	1172	6	2942	258	253	29	427	5	247	7038	349	5%	95%	