



Kane County

KC Judicial/Public Safety Committee

Agenda

Government Center
719 S. Batavia Ave., Bldg. A
Geneva, IL 60134

MOLINA, Lenert, Gumz, Linder, Roth, Tepe, Williams & ex-officio Pierog (County Chair)

Thursday, March 14, 2024

9:00 AM

County Board Room

1. **Call To Order**
2. **Roll Call**
3. **Remote Attendance Requests**
4. **Approval of Minutes: February 15, 2024**
5. **Public Comment (Agenda Items)**
6. **Monthly Financial Reports**
 - A. Monthly Finance Reports (attached)
7. **Merit Commission**
8. **KaneComm (M. Guthrie)**
 - A. Monthly Report (attached)
 - B. **Resolution:** Proclaiming April 14-20, 2024 National Public Safety Telecommunicators Week
9. **Emergency Management (S. Buziecki)**
 - A. Monthly Report (attached)
 - B. Kane County Tornadoes
 - C. **Resolution:** Recognizing April as National Volunteer Appreciation Month
 - D. **Resolution:** Authorizing the Number of Procurement Cards Issued to the Office of Emergency Management and Each of their Transaction Limits
 - E. **Resolution:** Authorizing a Full Time Operations Manager for the Office of Emergency Management and Associated Budget Adjustment
10. **Sheriff/Adult Corrections (R. Hain)**
 - A. Monthly Report (attached)

11. **Coroner (R. Russell)**
 - A. Monthly Report (attached)
12. **Judiciary & Courts (Villa/O'Brien)**
 - A. **Resolution:** Authorizing FY24 Judiciary and Courts Budget Adjustment (Discussion Only)
 - B. **Resolution:** Acknowledging Annual Review of Number of Procurement Cards Issued to the Kane County Law Library & Self-Help Legal Center and Each of their Transaction Limits
13. **State's Attorney (J. Mosser)**
 - A. Monthly Report (attached)
 - B. FY2023 Budget Review
 - C. **Resolution:** Authorizing the Purchase of Three Vehicles for the State's Attorney's Office
14. **Public Defender (R. Conant)**
 - A. Monthly Report (attached)
 - B. **Resolution:** Acknowledging Annual Review of Number of Procurement Cards Issued to Kane County Public Defender and Each of their Transaction Limits
15. **Court Services Administration (L. Aust)**
 - A. Monthly Report (attached)
 - B. JJC Housing Report (attached)
16. **Circuit Clerk (T. Barreiro)**
 - A. Monthly Report (attached)
17. **Old Business**
18. **New Business**
19. **Place Written Reports on File**
20. **Executive Session (if needed)**
21. **Public Comment (Non-Agenda Items)**
22. **Adjournment**

STATE OF ILLINOIS)

SS.

COUNTY OF KANE)

FINANCE REPORT NO. TMP-24-2028

MONTHLY FINANCE REPORTS (ATTACHED)



Judiciary & Public Safety A/P by GL Distribution

Payment Date Range 02/01/24 - 02/29/24

Vendor	Invoice No.	Invoice Description	Status	Held Reason	Invoice Date	Due Date	G/L Date	Received Date	Payment Date	Invoice Amount	
Fund 001 - General Fund											
Department 240 - Judiciary and Courts											
Sub-Department 240 - Judiciary and Courts											
Account 45400 - Uniform Allowance											
4526 - Fifth Third Bank	4641-JM-01/24	Credit Card - Mathis - January 2024	Paid by EFT # 86146		02/05/2024	02/13/2024	02/13/2024		02/26/2024	423.75	
									Account 45400 - Uniform Allowance Totals	Invoice Transactions 1	<u>423.75</u>
Account 50050 - Jurors- Circuit Court											
3894 - Kane County Juror Payable Clearing	9902542	Jury Payment	Paid by EFT # 85766		02/01/2024	02/01/2024	02/01/2024		02/01/2024	4,194.16	
3894 - Kane County Juror Payable Clearing	9902543	Jury Payment	Paid by EFT # 85769		02/02/2024	02/02/2024	02/02/2024		02/02/2024	2,326.36	
3894 - Kane County Juror Payable Clearing	9902544	Jury Payment	Paid by EFT # 0		02/07/2024	02/07/2024	02/07/2024		02/07/2024	1,993.18	
3894 - Kane County Juror Payable Clearing	9902545	Jury Payment	Paid by EFT # 2		02/09/2024	02/09/2024	02/09/2024		02/09/2024	2,479.46	
3894 - Kane County Juror Payable Clearing	9902546	Jury Payment	Paid by EFT # 86050		02/21/2024	02/21/2024	02/21/2024		02/21/2024	1,610.54	
3894 - Kane County Juror Payable Clearing	9902548	Jury Payment	Paid by EFT # 86364		02/23/2024	02/23/2024	02/23/2024		02/23/2024	206.02	
3894 - Kane County Juror Payable Clearing	9902547	Jury Payment	Paid by EFT # 86363		02/26/2024	02/26/2024	02/26/2024		02/26/2024	1,677.58	
									Account 50050 - Jurors- Circuit Court Totals	Invoice Transactions 7	<u>\$14,487.30</u>
Account 50070 - Jurors' Expense											
12548 - 4W Eats dba Papa Saverio's	1/31/24	Juror Meals - 19 CF 1037	Paid by EFT # 85772		01/31/2024	01/31/2024	01/31/2024		02/13/2024	156.75	
2789 - Charlie Foxs Pizzeria & Eatery, LLC	1/22/24	Juror Meals - 20 CF 2166	Paid by EFT # 85813		01/22/2024	01/22/2024	01/25/2024		02/13/2024	227.36	
12675 - Just In Time Coffee LLC	1310	Juror Meals	Paid by EFT # 85917		01/20/2024	01/20/2024	01/25/2024		02/13/2024	1,086.00	
12675 - Just In Time Coffee LLC	1311	Juror Meals	Paid by EFT # 85917		01/20/2024	01/20/2024	01/25/2024		02/13/2024	5,826.00	
12675 - Just In Time Coffee LLC	1313	Juror Meals	Paid by EFT # 85917		01/28/2024	01/29/2024	01/29/2024		02/13/2024	832.00	
12675 - Just In Time Coffee LLC	1314	Juror Meals	Paid by EFT # 86198		02/04/2024	02/08/2024	02/08/2024		02/26/2024	6,251.00	
12675 - Just In Time Coffee LLC	1315	Juror Meals	Paid by EFT # 86198		02/15/2024	02/15/2024	02/15/2024		02/26/2024	3,380.00	
									Account 50070 - Jurors' Expense Totals	Invoice Transactions 7	<u>\$17,759.11</u>
Account 50120 - Per Diem Expense											
13838 - Melissa K. Anderko	MKN2023-017	2021CF1176 Copy Proceedings of 12/22/2023 for Judge	Paid by EFT # 85779		01/10/2024	02/02/2024	02/02/2024		02/13/2024	14.50	
13838 - Melissa K. Anderko	MKN2023-018	Weekend Detention Call - Sunday 01/07/2024	Paid by EFT # 85779		01/10/2024	02/02/2024	02/02/2024		02/13/2024	300.00	



Judiciary & Public Safety A/P by GL Distribution

Payment Date Range 02/01/24 - 02/29/24

Vendor	Invoice No.	Invoice Description	Status	Held Reason	Invoice Date	Due Date	G/L Date	Received Date	Payment Date	Invoice Amount
Fund 001 - General Fund										
Department 240 - Judiciary and Courts										
Sub-Department 240 - Judiciary and Courts										
Account 50120 - Per Diem Expense										
13838 - Melissa K. Anderko	MKN2023-020	2023CF2199 Copy Proceedings of 12/21/2023 for Judge	Paid by EFT # 85779		01/10/2024	02/02/2024	02/02/2024		02/13/2024	36.50
8857 - MaryJo D'Avola	95	Weekend Detention Call 01/20/2024 & 01/27/2024	Paid by EFT # 85851		01/27/2024	02/02/2024	02/02/2024		02/13/2024	450.00
8857 - MaryJo D'Avola	99	2021CF1912 Proceedings of 01/24/2024 & 01/25/2024	Paid by EFT # 85851		02/01/2024	02/02/2024	02/02/2024		02/13/2024	544.00
2008 - Margaret E Steinberg	012224.1	2021CF1112 Excerpt Proceedings 01/17/2024 jury trial	Paid by EFT # 86009		01/22/2024	02/02/2024	02/02/2024		02/13/2024	154.00
2022 - Jeanine Fassnacht	2024-01-2	#2014CF1506 Proceedings of 12/15/2023	Paid by Check # 383432		01/22/2024	02/02/2024	02/02/2024		02/13/2024	128.00
11871 - Brenda D Gregory	02142024-2	2022DV819 Proceedings of 01/22/2024	Paid by EFT # 86160		02/14/2024	02/15/2024	02/15/2024		02/26/2024	13.50
12431 - Barbara A Johnston	24-0405	Weekend Detention Call 02/03/2024	Paid by EFT # 86194		02/05/2024	02/15/2024	02/15/2024		02/26/2024	225.00
12431 - Barbara A Johnston	24-213A	2008CF3323 Proceedings of 02/09/2024	Paid by EFT # 86194		02/15/2024	02/15/2024	02/15/2024		02/26/2024	48.00
8335 - Jennifer L. Joyce	JLJ-2405	Weekend Detention Call - Sunday 02/04/2024	Paid by EFT # 86196		02/08/2024	02/15/2024	02/15/2024		02/26/2024	300.00
2008 - Margaret E Steinberg	020724.1	1998MR369 Proceedings of 09/22/2006	Paid by EFT # 86299		02/07/2024	02/15/2024	02/15/2024		02/26/2024	52.00
2008 - Margaret E Steinberg	021324.1	Weekend Detention Call - Sunday 02/11/2024	Paid by EFT # 86299		02/13/2024	02/15/2024	02/15/2024		02/26/2024	300.00
8857 - MaryJo D'Avola	100	Weekend Detention Call - Holiday 02/12/2024	Paid by EFT # 86121		02/13/2024	02/15/2024	02/15/2024		02/26/2024	300.00
2019 - Dana D. Bollman	2024-7	2022CF1258 Proceedings of 09/13/2023	Paid by EFT # 86082		02/06/2024	02/15/2024	02/15/2024		02/26/2024	28.00
Account 50120 - Per Diem Expense Totals								Invoice Transactions	15	\$2,893.50



Judiciary & Public Safety A/P by GL Distribution

Payment Date Range 02/01/24 - 02/29/24

Vendor	Invoice No.	Invoice Description	Status	Held Reason	Invoice Date	Due Date	G/L Date	Received Date	Payment Date	Invoice Amount
Fund 001 - General Fund										
Department 240 - Judiciary and Courts										
Sub-Department 240 - Judiciary and Courts										
Account 50150 - Contractual/Consulting Services										
13293 - Ann Wohlmuth	2401302	Interpreter Services - 1/24/24 & 1/29/24	Paid by EFT # 86045		01/30/2024	01/31/2024	01/31/2024		02/13/2024	380.00
12940 - Wellspring Interpreting Services LLC	14608	Interpreter Services - 1/16/24 & 1/19/24	Paid by EFT # 86041		01/19/2024	01/19/2024	01/25/2024		02/13/2024	959.44
12940 - Wellspring Interpreting Services LLC	14611	Interpreter Services - 1/23/24 & 1/26/24	Paid by EFT # 86041		01/26/2024	01/29/2024	01/29/2024		02/13/2024	959.44
12945 - American Interpreting Services, Inc.	K24-2	Interpreter Services - 1/16/24 - 1/18/24	Paid by EFT # 85776		01/18/2024	01/18/2024	01/25/2024		02/13/2024	1,398.42
13209 - Anthony Bahena	79	Interpreter Services - 1/16/24 - 1/19/24	Paid by EFT # 85786		01/19/2024	01/19/2024	01/25/2024		02/13/2024	1,374.84
13209 - Anthony Bahena	80	Interpreter Services - 1/21/24 - 1/22/24 & 1/25/24 - 1/26/24	Paid by EFT # 85786		01/26/2024	01/30/2024	01/30/2024		02/13/2024	1,494.10
13209 - Anthony Bahena	81	Interpreter Services - 1/29/24 - 1/31/24	Paid by EFT # 85786		01/31/2024	01/31/2024	02/01/2024		02/13/2024	1,608.00
5648 - Bakhtavar Press	BP-KC-24-02	Interpreter Services - 1/17/24	Paid by EFT # 85789		01/20/2024	01/20/2024	01/25/2024		02/13/2024	268.14
5648 - Bakhtavar Press	BP-KC-24-03	Interpreter Services - 1/19/24	Paid by EFT # 85789		01/21/2024	01/21/2024	01/25/2024		02/13/2024	160.00
5648 - Bakhtavar Press	BP-KC-24-04	Interpreter Services - 1/22/24	Paid by EFT # 85789		01/28/2024	01/30/2024	01/30/2024		02/13/2024	668.14
13261 - Olga Bronovytska	1181924	Interpreter Services - 1/18/24 & 1/19/24	Paid by EFT # 85801		01/08/2024	01/08/2024	01/25/2024		02/13/2024	370.77
13261 - Olga Bronovytska	01312024	Interpreter Services - 1/31/24	Paid by EFT # 85801		01/31/2024	01/31/2024	01/31/2024		02/13/2024	160.00
13261 - Olga Bronovytska	02012024	Interpreter Services - 2/1/24	Paid by EFT # 85801		01/31/2024	01/31/2024	02/01/2024		02/13/2024	160.00
13261 - Olga Bronovytska	02022024	Interpreter Services - 2/2/24	Paid by EFT # 85801		02/02/2024	02/02/2024	02/02/2024		02/13/2024	160.00
13094 - Ana M Bubalo	01284	Interpreter Services - 1/8/24 & 1/19/24	Paid by EFT # 85802		01/19/2024	01/19/2024	01/25/2024		02/13/2024	1,072.00
13094 - Ana M Bubalo	01285	Interpreter Services - 1/22/24 - 1/25/24	Paid by EFT # 85802		01/25/2024	01/29/2024	01/29/2024		02/13/2024	2,110.50
14010 - Rafael H. Berrios	13	Interpreter Services - 1/25/24	Paid by EFT # 85795		01/26/2024	01/29/2024	01/29/2024		02/13/2024	502.50
14010 - Rafael H. Berrios	14	Interpreter Services - 1/28/24	Paid by EFT # 85795		01/28/2024	01/29/2024	01/29/2024		02/13/2024	268.00
14010 - Rafael H. Berrios	15	Interpreter Services - 1/31/24 & 2/1/24	Paid by EFT # 85795		02/01/2024	02/01/2024	02/01/2024		02/13/2024	837.50
13437 - Ganerdene Gantumur	1001026	Interpreter Services - 1/25/23	Paid by EFT # 85882		01/26/2024	01/29/2024	01/29/2024		02/13/2024	300.00



Judiciary & Public Safety A/P by GL Distribution

Payment Date Range 02/01/24 - 02/29/24

Vendor	Invoice No.	Invoice Description	Status	Held Reason	Invoice Date	Due Date	G/L Date	Received Date	Payment Date	Invoice Amount
Fund 001 - General Fund										
Department 240 - Judiciary and Courts										
Sub-Department 240 - Judiciary and Courts										
Account 50150 - Contractual/Consulting Services										
14180 - Veronica Guemez	010	Interpreter Services - 1/23/24, 1/24/24 & 1/25/24	Paid by EFT # 85893		01/26/2024	01/29/2024	01/29/2024		02/13/2024	511.55
14180 - Veronica Guemez	011	Interpreter Services - 1/30/24 - 2/1/24	Paid by EFT # 85893		02/01/2024	02/01/2024	02/01/2024		02/13/2024	541.70
12920 - Maricela Ibarra	M2024-151	Interpreter Services - 1/22/24 - 1/26/24	Paid by EFT # 85905		01/26/2024	01/29/2024	01/29/2024		02/13/2024	909.98
12920 - Maricela Ibarra	M2024-152	Interpreter Services - 1/29/24 - 2/2/24	Paid by EFT # 85905		02/02/2024	02/02/2024	02/02/2024		02/13/2024	942.14
13001 - Carina Julian	123	Interpreter Services - 1/24/24 & 1/25/24	Paid by EFT # 85916		01/25/2024	01/25/2024	01/25/2024		02/13/2024	889.76
13001 - Carina Julian	109	Interpreter Services	Paid by EFT # 85916		10/13/2023	01/25/2024	01/25/2024		02/13/2024	998.02
13001 - Carina Julian	124	Interpreter Services - 1/25/24, 1/30/24 - 2/1/24	Paid by EFT # 85916		02/01/2024	02/01/2024	02/02/2024		02/13/2024	1,262.28
13280 - Martha Gerald dba Power Vibes Inc.	Kane-109	Interpreter Services - 1/22/24 - 1/25/24	Paid by EFT # 85936		01/26/2024	01/29/2024	01/29/2024		02/13/2024	1,827.76
13280 - Martha Gerald dba Power Vibes Inc.	Kane-110	Interpreter Services - 1/29/24 - 2/2/24	Paid by EFT # 85936		02/02/2024	02/02/2024	02/02/2024		02/13/2024	2,034.12
12986 - Maricela Cortez	302	Interpreter Services - 1/24/24 - 1/26/24	Paid by EFT # 85846		01/26/2024	01/29/2024	01/29/2024		02/13/2024	1,260.94
13031 - Faith Interpreting Services	KCJC013	Interpreter Services - 1/24/24	Paid by EFT # 85872		01/25/2024	01/25/2024	01/25/2024		02/13/2024	190.00
12911 - Tatiana Okunskaya	24-2	Interpreter Services - 1/30/24	Paid by EFT # 85958		01/30/2024	01/30/2024	01/30/2024		02/13/2024	140.00
13752 - Sara Pethokoukis	43	Interpreter Services - 1/18/24	Paid by EFT # 85970		01/20/2024	01/20/2024	01/25/2024		02/13/2024	517.24
13752 - Sara Pethokoukis	44	Interpreter Services - 1/23/24, 1/24/24 & 1/26/24	Paid by EFT # 85970		01/26/2024	01/29/2024	01/29/2024		02/13/2024	1,503.48
13752 - Sara Pethokoukis	45	Interpreter Services - 1/31/24 & 2/1/24	Paid by EFT # 85970		02/01/2024	02/01/2024	02/01/2024		02/13/2024	1,034.48
13585 - Fadia Tamer	33	Interpreter Services - 1/22/24 - 1/24/24 & 1/26/24	Paid by EFT # 86019		01/26/2024	01/29/2024	01/29/2024		02/13/2024	1,313.20
13585 - Fadia Tamer	34	Interpreter Services - 1/29/24 - 1/31/24	Paid by EFT # 86019		02/01/2024	02/01/2024	02/02/2024		02/13/2024	844.20
12871 - Daniel Velasco	151	Interpreter Services - 1/22/24 - 1/24/24	Paid by EFT # 86030		01/25/2024	01/25/2024	01/25/2024		02/13/2024	1,348.58
12871 - Daniel Velasco	152	Interpreter Services - 1/29/24 - 2/2/24	Paid by EFT # 86030		02/02/2024	02/02/2024	02/01/2024		02/13/2024	1,361.84



Judiciary & Public Safety A/P by GL Distribution

Payment Date Range 02/01/24 - 02/29/24

Vendor	Invoice No.	Invoice Description	Status	Held Reason	Invoice Date	Due Date	G/L Date	Received Date	Payment Date	Invoice Amount
Fund 001 - General Fund										
Department 240 - Judiciary and Courts										
Sub-Department 240 - Judiciary and Courts										
Account 50150 - Contractual/Consulting Services										
12871 - Daniel Velasco	153	Interpreter Services - 2/5/24 - 2/8/24	Paid by EFT # 86337		02/08/2024	02/08/2024	02/08/2024		02/26/2024	1,566.73
12871 - Daniel Velasco	154	Interpreter Services - 2/13/24 - 2/15/24	Paid by EFT # 86337		02/15/2024	02/15/2024	02/15/2024		02/26/2024	1,202.12
13585 - Fadia Tamer	35	Interpreter Services - 2/1/24 & 2/2/24	Paid by EFT # 86306		02/03/2024	02/08/2024	02/08/2024		02/26/2024	994.28
13585 - Fadia Tamer	36	Interpreter Services - 2/5/24 - 2/6/24 & 2/8/24 - 2/9/24	Paid by EFT # 86306		02/09/2024	02/09/2024	02/09/2024		02/26/2024	1,121.58
13585 - Fadia Tamer	37	Interpreter Services - 2/13/24 - 2/15/24	Paid by EFT # 86306		02/15/2024	02/15/2024	02/13/2024		02/26/2024	1,078.70
13752 - Sara Pethokoukis	46	Interpreter Services - 2/5/24 - 2/9/24	Paid by EFT # 86248		02/09/2024	02/09/2024	02/09/2024		02/26/2024	2,504.46
13752 - Sara Pethokoukis	47	Interpreter Services - 2/13/24 - 2/15/24	Paid by EFT # 86248		02/15/2024	02/15/2024	02/15/2024		02/26/2024	1,317.22
12915 - Patricia Rasmussen	KCC-24-004	Interpreter Services - 2/2/24	Paid by EFT # 86268		02/06/2024	02/08/2024	02/08/2024		02/26/2024	493.12
12915 - Patricia Rasmussen	KCC-24-005	Interpreter Services - 2/7/24 - 2/9/24	Paid by EFT # 86268		02/09/2024	02/09/2024	02/09/2024		02/26/2024	1,326.60
13204 - Daisy M. Robinson	2023-11	Interpreter Services - 1/5/24 & 1/31/24	Paid by EFT # 86274		02/06/2024	02/08/2024	02/08/2024		02/26/2024	452.00
14079 - Claudia Perez	004	Interpreter Services - 2/8/24	Paid by EFT # 86246		02/15/2024	02/15/2024	02/15/2024		02/26/2024	537.34
13031 - Faith Interpreting Services	KCJC007	Interpreter Services - 8/21/23	Paid by EFT # 86142		08/21/2023	02/13/2024	02/13/2024		02/26/2024	190.00
13280 - Martha Gerald dba Power Vibes Inc.	Kane-111	Interpreter Services - 2/5/24 - 2/9/24	Paid by EFT # 86216		02/09/2024	02/09/2024	02/08/2024		02/26/2024	2,515.18
13280 - Martha Gerald dba Power Vibes Inc.	Kane-112	Interpreter Services - 2/13/24 - 2/15/24	Paid by EFT # 86216		02/15/2024	02/15/2024	02/15/2024		02/26/2024	1,325.26
13001 - Carina Julian	125	Interpreter Services - 2/7/24 & 2/8/24	Paid by EFT # 86197		02/08/2024	02/08/2024	02/08/2024		02/26/2024	966.14
14285 - David Todd Letkiewicz	KI-2	Interpreter Services - 1/4/24	Paid by EFT # 86211		02/06/2024	02/08/2024	02/08/2024		02/26/2024	190.00
12920 - Maricela Ibarra	M2024-153	Interpreter Services - 2/5/24 - 2/7/24 & 2/9/24	Paid by EFT # 86178		02/09/2024	02/09/2024	02/13/2024		02/26/2024	624.00
12920 - Maricela Ibarra	M2024-154	Interpreter Services - 2/13/24 - 2/15/24	Paid by EFT # 86178		02/15/2024	02/15/2024	02/15/2024		02/26/2024	565.15
14180 - Veronica Guemez	012	Interpreter Services - 2/13/24	Paid by EFT # 86163		02/15/2024	02/15/2024	02/15/2024		02/26/2024	186.15
14010 - Rafael H. Berrios	16	Interpreter Services - 2/7/24	Paid by EFT # 86080		02/09/2024	02/09/2024	02/09/2024		02/26/2024	479.05



Judiciary & Public Safety A/P by GL Distribution

Payment Date Range 02/01/24 - 02/29/24

Vendor	Invoice No.	Invoice Description	Status	Held Reason	Invoice Date	Due Date	G/L Date	Received Date	Payment Date	Invoice Amount
Fund 001 - General Fund										
Department 240 - Judiciary and Courts										
Sub-Department 240 - Judiciary and Courts										
Account 50150 - Contractual/Consulting Services										
14010 - Rafael H. Berrios	17	Interpreter Services - 2/11/24	Paid by EFT # 86080		02/13/2024	02/13/2024	02/13/2024		02/26/2024	368.50
13094 - Ana M Bubalo	01286	Interpreter Services - 1/29/24	Paid by EFT # 86090		02/02/2024	02/08/2024	02/08/2024		02/26/2024	536.00
13094 - Ana M Bubalo	01289	Interpreter Services - 2/5/24 - 2/9/24	Paid by EFT # 86090		02/08/2024	02/09/2024	02/09/2024		02/26/2024	2,579.50
5648 - Bakhtavar Press	BP-KC-24-05	Interpreter Services - 2/1/24	Paid by EFT # 86074		02/05/2024	02/08/2024	02/08/2024		02/26/2024	160.00
12940 - Wellspring Interpreting Services LLC	14613	Interpreter Services - 1/20/24 & 2/2/24	Paid by EFT # 86356		02/05/2024	02/08/2024	02/08/2024		02/26/2024	980.88
12940 - Wellspring Interpreting Services LLC	14618	Interpreter Services - 2/6/24 & 2/9/24	Paid by EFT # 86356		02/13/2024	02/13/2024	02/13/2024		02/26/2024	1,002.32
Account 50150 - Contractual/Consulting Services Totals								Invoice Transactions 65		\$59,905.34
Account 50190 - Court Appointed Counsel										
5518 - Ronald L. Haskell	121968	Court Appointed Counsel - 98 MR 369 - SVP Appeal	Paid by EFT # 86170		02/15/2024	02/15/2024	02/15/2024		02/26/2024	2,338.27
5518 - Ronald L. Haskell	121969	Court Appointed Counsel - 22 JA 89 - Appeal from Termination	Paid by EFT # 86170		02/15/2024	02/15/2024	02/15/2024		02/26/2024	1,436.67
1531 - Rachel J. Hess	611	Court Appointed Counsel - January 2024	Paid by EFT # 86175		01/31/2024	02/08/2024	02/08/2024		02/26/2024	3,434.00
14301 - Jordan Steele & Associates, LLC	1	Court Appointed Counsel - January 2024	Paid by EFT # 86195		02/01/2024	02/08/2024	02/08/2024		02/26/2024	3,434.00
2411 - James A Tabor ESQ	1	Court Appointed Counsel - January 2024	Paid by EFT # 86304		02/08/2024	02/09/2024	02/09/2024		02/26/2024	3,475.45
Account 50190 - Court Appointed Counsel Totals								Invoice Transactions 5		\$14,118.39
Account 50200 - Psychological/Psychiatric Svcs										
1385 - Elizabeth Donegan PsyD	165	[REDACTED]	Paid by EFT # 85857		01/29/2024	01/29/2024	01/29/2024		02/13/2024	750.00
Account 50200 - Psychological/Psychiatric Svcs Totals								Invoice Transactions 1		\$750.00
Account 50665 - Judicial Technology Fine Expenses										
4526 - Fifth Third Bank	9508-AO-01/24	Credit Card - O'Brien - January 2024	Paid by EFT # 86146		02/05/2024	02/13/2024	02/13/2024		02/26/2024	75.10
Account 50665 - Judicial Technology Fine Expenses Totals								Invoice Transactions 1		\$75.10
Account 52190 - Equipment Rental										
1119 - Gordon Flesch Company Inc	IN14523200	Copier - Canon - iR2535i - 3rd	Paid by EFT # 85890		01/15/2024	01/15/2024	01/25/2024		02/13/2024	13.70



Judiciary & Public Safety A/P by GL Distribution

Payment Date Range 02/01/24 - 02/29/24

Vendor	Invoice No.	Invoice Description	Status	Held Reason	Invoice Date	Due Date	G/L Date	Received Date	Payment Date	Invoice Amount	
Fund 001 - General Fund											
Department 240 - Judiciary and Courts											
Sub-Department 240 - Judiciary and Courts											
Account 52190 - Equipment Rental											
1119 - Gordon Flesch Company Inc	IN14535661	Copier - Canon - iRADV4225(JC), iRADV4251(JC), iRADV4251(3rd)	Paid by EFT # 85890		01/24/2024	01/24/2024	01/25/2024		02/13/2024	48.70	
1119 - Gordon Flesch Company Inc	IN14536914	Copier - Canon - iR ADV DX 6860i - JC	Paid by EFT # 85890		01/25/2024	01/29/2024	01/29/2024		02/13/2024	21.32	
1119 - Gordon Flesch Company Inc	IN14536913	Copier - Canon - iR ADV 527iFZ - JC	Paid by EFT # 85890		01/25/2024	01/29/2024	01/29/2024		02/13/2024	24.87	
1119 - Gordon Flesch Company Inc	I00892092	Copier - iR ADV 527iFZ & iR ADV 6860i - JC	Paid by EFT # 86158		02/06/2024	02/08/2024	02/08/2024		02/26/2024	401.95	
5209 - Toshiba Financial Services	521548305	Copier - Toshiba ES4518A - JC	Paid by Check # 383622		02/01/2024	02/08/2024	02/08/2024		02/26/2024	254.87	
6128 - Canon Solutions America Inc	6006930886	Copier - IR1025 - 3rd Street	Paid by EFT # 86094		01/30/2024	02/08/2024	02/08/2024		02/26/2024	90.12	
									Account 52190 - Equipment Rental Totals	Invoice Transactions 7	<u>\$855.53</u>
Account 53100 - Conferences and Meetings											
4526 - Fifth Third Bank	5573-RV-01/24	Credit Card - Villa - January 2024	Paid by EFT # 86146		02/05/2024	02/13/2024	02/13/2024		02/26/2024	251.36	
									Account 53100 - Conferences and Meetings Totals	Invoice Transactions 1	<u>\$251.36</u>
Account 53120 - Employee Mileage Expense											
14149 - Liza Valle	020124	Mileage from 12/04/23 to 01/31/24	Paid by EFT # 86028		02/01/2024	02/01/2024	02/01/2024		02/13/2024	33.92	
13575 - Karen M. Zajicek	013124	Mileage from 12/04/23 to 1/09/24	Paid by EFT # 86047		01/31/2024	01/31/2024	01/31/2024		02/13/2024	23.26	
									Account 53120 - Employee Mileage Expense Totals	Invoice Transactions 2	<u>\$57.18</u>
Account 55000 - Miscellaneous Contractual Exp											
3509 - DS Services of America, Inc. dba Primo Water NA	23847999 012024	Water - JC - 1st Floor - Dec/Jan 24	Paid by EFT # 86128		01/20/2024	01/20/2024	01/25/2024		02/26/2024	33.02	
3509 - DS Services of America, Inc. dba Primo Water NA	23842457 012024	Water - JC - 1st Floor Jury Lge - Dec/Jan 24	Paid by EFT # 86128		01/20/2024	01/20/2024	01/25/2024		02/26/2024	17.57	
3509 - DS Services of America, Inc. dba Primo Water NA	23847983 012024	Water - JC - 2nd Floor - Dec/Jan 24	Paid by EFT # 86128		01/20/2024	01/20/2024	01/25/2024		02/26/2024	28.73	
3509 - DS Services of America, Inc. dba Primo Water NA	23848014 012024	Water - JC - 3rd Floor - Dec/Jan 24	Paid by EFT # 86128		01/20/2024	01/20/2024	01/25/2024		02/26/2024	24.44	
3509 - DS Services of America, Inc. dba Primo Water NA	23848028 012024	Water - JJC - 2nd Floor - Jan 24	Paid by EFT # 86128		01/20/2024	01/20/2024	01/25/2024		02/26/2024	20.15	
3509 - DS Services of America, Inc. dba Primo Water NA	23847909 012024	Water - 3rd Street - Dec/Jan 24	Paid by EFT # 86128		01/20/2024	01/20/2024	01/25/2024		02/26/2024	130.39	
3509 - DS Services of America, Inc. dba Primo Water NA	23848231 012024	Water - Court Reporters' Office	Paid by EFT # 86128		01/20/2024	02/15/2024	02/09/2024		02/26/2024	48.39	
1602 - Language Line Services	11206003	Over the phone interpretation	Paid by Check # 383593		01/31/2024	02/08/2024	02/08/2024		02/26/2024	263.71	



Judiciary & Public Safety A/P by GL Distribution

Payment Date Range 02/01/24 - 02/29/24

Vendor	Invoice No.	Invoice Description	Status	Held Reason	Invoice Date	Due Date	G/L Date	Received Date	Payment Date	Invoice Amount	
Fund 001 - General Fund											
Department 240 - Judiciary and Courts											
Sub-Department 240 - Judiciary and Courts											
Account 55000 - Miscellaneous Contractual Exp											
10369 - Candace A Miller	020924	CPDC Grant	Paid by EFT # 86222		02/09/2024	02/09/2024	02/09/2024		02/26/2024	904.00	
									Account 55000 - Miscellaneous Contractual Exp Totals	Invoice Transactions 9	<u>\$1,470.40</u>
Account 60000 - Office Supplies											
3578 - Warehouse Direct, Inc.	5655070-0	Office Supplies - Feely	Paid by EFT # 86035		01/26/2024	01/26/2024	01/25/2024		02/13/2024	59.03	
3578 - Warehouse Direct, Inc.	5659061-0	Office Supplies - Feely	Paid by EFT # 86035		01/31/2024	01/31/2024	01/31/2024		02/13/2024	128.48	
3578 - Warehouse Direct, Inc.	5659794-0	Office Supplies - Feely	Paid by EFT # 86035		02/01/2024	02/01/2024	01/31/2024		02/13/2024	95.81	
3578 - Warehouse Direct, Inc.	5662530-0	Office Supplies - Feely	Paid by EFT # 86345		02/06/2024	02/08/2024	02/08/2024		02/26/2024	53.69	
3578 - Warehouse Direct, Inc.	5664174-0	Office Supplies - Feely	Paid by EFT # 86345		02/08/2024	02/08/2024	02/08/2024		02/26/2024	71.96	
4526 - Fifth Third Bank	9508-AO-01/24	Credit Card - O'Brien - January 2024	Paid by EFT # 86146		02/05/2024	02/13/2024	02/13/2024		02/26/2024	9.40	
									Account 60000 - Office Supplies Totals	Invoice Transactions 6	<u>\$418.37</u>
Account 60010 - Operating Supplies											
4526 - Fifth Third Bank	9508-AO-01/24	Credit Card - O'Brien - January 2024	Paid by EFT # 86146		02/05/2024	02/13/2024	02/13/2024		02/26/2024	195.48	
4526 - Fifth Third Bank	4641-JM-01/24	Credit Card - Mathis - January 2024	Paid by EFT # 86146		02/05/2024	02/13/2024	02/13/2024		02/26/2024	498.26	
									Account 60010 - Operating Supplies Totals	Invoice Transactions 2	<u>\$693.74</u>
Account 60020 - Computer Related Supplies											
4526 - Fifth Third Bank	4641-JM-01/24	Credit Card - Mathis - January 2024	Paid by EFT # 86146		02/05/2024	02/13/2024	02/13/2024		02/26/2024	649.00	
									Account 60020 - Computer Related Supplies Totals	Invoice Transactions 1	<u>\$649.00</u>
Account 60050 - Books and Subscriptions											
4526 - Fifth Third Bank	4641-JM-01/24	Credit Card - Mathis - January 2024	Paid by EFT # 86146		02/05/2024	02/13/2024	02/13/2024		02/26/2024	86.20	
									Account 60050 - Books and Subscriptions Totals	Invoice Transactions 1	<u>\$86.20</u>
Account 60080 - Employee Recognition Supplies											
12675 - Just In Time Coffee LLC	1316	National Court Reporter Week	Paid by EFT # 86198		02/15/2024	02/15/2024	02/15/2024		02/26/2024	65.00	
									Account 60080 - Employee Recognition Supplies Totals	Invoice Transactions 1	<u>\$65.00</u>
									Sub-Department 240 - Judiciary and Courts Totals	Invoice Transactions 132	<u>\$114,959.27</u>
									Department 240 - Judiciary and Courts Totals	Invoice Transactions 132	<u>\$114,959.27</u>



Judiciary & Public Safety A/P by GL Distribution

Payment Date Range 02/01/24 - 02/29/24

Vendor	Invoice No.	Invoice Description	Status	Held Reason	Invoice Date	Due Date	G/L Date	Received Date	Payment Date	Invoice Amount	
Fund 001 - General Fund											
Department 250 - Circuit Clerk											
Sub-Department 250 - Circuit Clerk- Administration											
Account 53100 - Conferences and Meetings											
3228 - Petty Cash-Clerk of the Circuit Court	1252024	KCSO Chief of Police Luncheon	Paid by Check # 383473		01/25/2024	01/26/2024	01/26/2024		02/13/2024	25.00	
9658 - Tyler Technologies, Inc. (New World)	2349	TEB Tyler Connect 2024 Reg	Paid by EFT # 86025		01/29/2024	01/30/2024	01/30/2024		02/13/2024	1,199.00	
									Account 53100 - Conferences and Meetings Totals	Invoice Transactions 2	\$1,224.00
Account 53130 - General Association Dues											
3155 - Illinois Association of Court Clerks (IACC)	02012024	TEB 2024 Dues IACC	Paid by EFT # 85908		02/01/2024	02/02/2024	02/02/2024		02/13/2024	775.00	
3613 - Illinois Government Finance Officers Association	2024-00000305	2024 Membership Renewal	Paid by Check # 383583		02/16/2024	02/16/2024	02/16/2024		02/26/2024	100.00	
									Account 53130 - General Association Dues Totals	Invoice Transactions 2	\$875.00
Account 60000 - Office Supplies											
3509 - DS Services of America, Inc. dba Primo Water NA	23848136 012024	water	Paid by EFT # 86128		01/20/2024	02/09/2024	02/09/2024		02/26/2024	96.07	
4526 - Fifth Third Bank	1621-KS-01/24	January PCard Charges	Paid by EFT # 86146		02/05/2024	02/15/2024	02/05/2024		02/26/2024	122.11	
									Account 60000 - Office Supplies Totals	Invoice Transactions 2	\$218.18
									Sub-Department 250 - Circuit Clerk- Administration Totals	Invoice Transactions 6	\$2,317.18
Sub-Department 251 - Cir Clerk- COO Support-Criminal											
Account 53120 - Employee Mileage Expense											
5364 - Jessica Skwarek	021424	Conference/Mileage	Paid by Check # 383611		02/14/2024	02/14/2024	02/14/2024		02/26/2024	87.10	
									Account 53120 - Employee Mileage Expense Totals	Invoice Transactions 1	\$87.10
									Sub-Department 251 - Cir Clerk- COO Support-Criminal Totals	Invoice Transactions 1	\$87.10
Sub-Department 254 - Circuit Clerk- Civil											
Account 53120 - Employee Mileage Expense											
13894 - Jason M. Crowley	020224	January 2024 Mileage	Paid by EFT # 85849		02/02/2024	02/02/2024	02/02/2024		02/13/2024	31.82	
13863 - Kristin Glisson	020224	January 2024 Mileage	Paid by EFT # 85886		02/02/2024	02/02/2024	02/02/2024		02/13/2024	41.88	
13982 - Sonal M. Sikligar	020224	January 2024 Mileage	Paid by EFT # 86003		02/02/2024	02/02/2024	02/02/2024		02/13/2024	48.91	
13595 - Jennifer Zuttermeister	021424	January 2024 Mileage	Paid by EFT # 86362		02/14/2024	02/14/2024	02/14/2024		02/26/2024	51.59	
13513 - Jennifer Lauren Johnson	020824	January 2024 Mileage	Paid by EFT # 86191		02/08/2024	02/09/2024	02/09/2024		02/26/2024	63.65	
13723 - Megan Johnson	020824	January 2024 Mileage	Paid by EFT # 86192		02/08/2024	02/09/2024	02/09/2024		02/26/2024	25.46	
13180 - Michael John Kovach	020824	January 2024 Mileage	Paid by EFT # 86205		02/08/2024	02/09/2024	02/09/2024		02/26/2024	25.46	



Judiciary & Public Safety A/P by GL Distribution

Payment Date Range 02/01/24 - 02/29/24

Vendor	Invoice No.	Invoice Description	Status	Held Reason	Invoice Date	Due Date	G/L Date	Received Date	Payment Date	Invoice Amount	
Fund 001 - General Fund											
Department 250 - Circuit Clerk											
Sub-Department 254 - Circuit Clerk- Civil											
Account 53120 - Employee Mileage Expense											
4710 - Penny Lange	020824	January 2024 Mileage	Paid by Check # 383591		02/08/2024	02/09/2024	02/09/2024		02/26/2024	38.19	
14178 - Yasmeen Pani	020924	January 2024 Mileage	Paid by EFT # 86237		02/09/2024	02/09/2024	02/09/2024		02/26/2024	24.79	
4915 - Malinda Patterson	020824	January 2024 Mileage	Paid by EFT # 86239		02/08/2024	02/09/2024	02/09/2024		02/26/2024	14.07	
4911 - Merse Fletcher	020824	January 2024 Mileage	Paid by EFT # 86147		02/08/2024	02/09/2024	02/09/2024		02/26/2024	14.07	
13251 - Rhiannon Anderson	020824	January 2024 Mileage	Paid by EFT # 86064		02/08/2024	02/09/2024	02/09/2024		02/26/2024	56.95	
13974 - Michele Bruens	020824	January 2024 Mileage	Paid by EFT # 86088		02/08/2024	02/09/2024	02/09/2024		02/26/2024	60.30	
4610 - Heather Cameron	020924	January 2024 Mileage	Paid by Check # 383533		02/09/2024	02/09/2024	02/09/2024		02/26/2024	24.12	
									Account 53120 - Employee Mileage Expense Totals	Invoice Transactions 14	\$521.26
Account 60000 - Office Supplies											
9268 - American Stamp & Marking Products, Inc.	1732151	Judge Lobb stamp	Paid by EFT # 85778		01/16/2024	01/26/2024	01/26/2024		02/13/2024	183.76	
9268 - American Stamp & Marking Products, Inc.	1732288	Judge Yoon & Cowart stamps	Paid by EFT # 85778		01/25/2024	01/31/2024	01/31/2024		02/13/2024	356.29	
3578 - Warehouse Direct, Inc.	5651566-0	Refill Pens, Date Stamps	Paid by EFT # 86035		01/22/2024	01/26/2024	01/26/2024		02/13/2024	36.84	
3578 - Warehouse Direct, Inc.	5651566-1	Date Stamp (1)	Paid by EFT # 86035		01/25/2024	01/26/2024	01/26/2024		02/13/2024	12.28	
									Account 60000 - Office Supplies Totals	Invoice Transactions 4	\$589.17
									Sub-Department 254 - Circuit Clerk- Civil Totals	Invoice Transactions 18	\$1,110.43
Sub-Department 255 - Circuit Clerk- Criminal											
Account 53120 - Employee Mileage Expense											
13627 - Carleen J. Bain	020224	January 2024 Mileage	Paid by EFT # 85788		02/02/2024	02/02/2024	02/02/2024		02/13/2024	109.88	
13983 - Anahi Huerta-Santillan	020224	January 2024 Mileage	Paid by Check # 383440		02/02/2024	02/02/2024	02/02/2024		02/13/2024	16.08	
7987 - Rebecca Lynch	020224	January 2024 Mileage	Paid by Check # 383454		02/02/2024	02/02/2024	02/02/2024		02/13/2024	134.00	
13205 - Shirley L. Moline	020224	January 2024 Mileage	Paid by EFT # 85948		02/02/2024	02/02/2024	02/02/2024		02/13/2024	22.78	
14270 - Micah Simmons	020224	January 2024 Mileage	Paid by EFT # 86004		02/02/2024	02/02/2024	02/02/2024		02/13/2024	43.55	
13300 - Kelsey Spriet	020824	January 2024 Mileage	Paid by EFT # 86297		02/08/2024	02/09/2024	02/09/2024		02/26/2024	73.70	
13899 - Jennifer Volintine	020824	January 2024 Mileage	Paid by EFT # 86342		02/08/2024	02/09/2024	02/09/2024		02/26/2024	21.44	



Judiciary & Public Safety A/P by GL Distribution

Payment Date Range 02/01/24 - 02/29/24

Vendor	Invoice No.	Invoice Description	Status	Held Reason	Invoice Date	Due Date	G/L Date	Received Date	Payment Date	Invoice Amount
Fund 001 - General Fund										
Department 250 - Circuit Clerk										
Sub-Department 255 - Circuit Clerk- Criminal										
Account 53120 - Employee Mileage Expense										
14062 - Colby Whitman	020924	January 2024 Mileage	Paid by EFT # 86359		02/09/2024	02/09/2024	02/09/2024		02/26/2024	58.29
13876 - Margaret Wlodek	020924	January 2024 Mileage	Paid by EFT # 86360		02/09/2024	02/09/2024	02/09/2024		02/26/2024	162.81
13283 - Benjamin Adam Petschke	021424	January 2024 Mileage	Paid by EFT # 86249		02/14/2024	02/14/2024	02/14/2024		02/26/2024	68.34
14172 - Christina Potter	020924	January 2024 Mileage	Paid by EFT # 86256		02/09/2024	02/09/2024	02/09/2024		02/26/2024	210.38
11606 - MaryAnn Kabara	020824	January 2024 Mileage	Paid by Check # 383586		02/08/2024	02/09/2024	02/09/2024		02/26/2024	94.47
4444 - Shauna Kane	021424	January 2024 Mileage	Paid by Check # 383587		02/14/2024	02/14/2024	02/14/2024		02/26/2024	119.93
6312 - Kelly A. Lisner	020924	January 2024 Mileage	Paid by EFT # 86214		02/09/2024	02/13/2024	02/13/2024		02/26/2024	61.64
12371 - Marissa Brown	020824	January 2024 Mileage	Paid by EFT # 86087		02/08/2024	02/09/2024	02/09/2024		02/26/2024	21.44
13880 - Alexandra J. Busch	021324	January 2024 Mileage	Paid by EFT # 86091		02/13/2024	02/13/2024	02/13/2024		02/26/2024	83.08
14269 - Semra Eisenmenger	020824	January 2024 Mileage	Paid by EFT # 86134		02/08/2024	02/09/2024	02/09/2024		02/26/2024	53.60
13624 - Theodore James Farrell	020824	January 2024 Mileage	Paid by EFT # 86144		02/08/2024	02/09/2024	02/09/2024		02/26/2024	59.63
14078 - Christine Foss	021424	January 2024 Mileage	Paid by EFT # 86151		02/14/2024	02/14/2024	02/14/2024		02/26/2024	5.36
							Account 53120 - Employee Mileage Expense Totals		Invoice Transactions 19	\$1,420.40
Account 60000 - Office Supplies										
3578 - Warehouse Direct, Inc.	5656730-0	office supplies	Paid by EFT # 86035		01/29/2024	01/30/2024	01/30/2024		02/13/2024	55.90
							Account 60000 - Office Supplies Totals		Invoice Transactions 1	\$55.90
							Sub-Department 255 - Circuit Clerk- Criminal Totals		Invoice Transactions 20	\$1,476.30
Sub-Department 256 - Circuit Clerk- Records Support										
Account 60000 - Office Supplies										
1338 - Image-Pro Services & Supplies Inc	28098	Ink Cartridges	Paid by EFT # 85909		01/18/2024	01/26/2024	01/26/2024		02/13/2024	713.72
1338 - Image-Pro Services & Supplies Inc	28105	toner cartridge	Paid by EFT # 86181		01/26/2024	02/09/2024	02/09/2024		02/26/2024	655.79
1338 - Image-Pro Services & Supplies Inc	28121	toner cartridge	Paid by EFT # 86181		02/06/2024	02/15/2024	02/15/2024		02/26/2024	1,216.28
							Account 60000 - Office Supplies Totals		Invoice Transactions 3	\$2,585.79
							Sub-Department 256 - Circuit Clerk- Records Support Totals		Invoice Transactions 3	\$2,585.79



Judiciary & Public Safety A/P by GL Distribution

Payment Date Range 02/01/24 - 02/29/24

Vendor	Invoice No.	Invoice Description	Status	Held Reason	Invoice Date	Due Date	G/L Date	Received Date	Payment Date	Invoice Amount	
Fund 001 - General Fund											
Department 250 - Circuit Clerk											
Sub-Department 259 - Circuit Clerk- Chief Deputy											
Account 50160 - Legal Services											
9507 - Statewide Publishing, LLC	939537-20	2023OP1916	Paid by EFT # 86298		02/07/2024	02/09/2024	02/09/2024		02/26/2024	60.00	
9507 - Statewide Publishing, LLC	939536-20	2023OP1914	Paid by EFT # 86298		02/07/2024	02/09/2024	02/09/2024		02/26/2024	60.00	
									Account 50160 - Legal Services Totals	Invoice Transactions 2	<u>\$120.00</u>
Account 60000 - Office Supplies											
9268 - American Stamp & Marking Products, Inc.	1732150	3 Desk Seals	Paid by EFT # 85778		01/16/2024	01/26/2024	01/26/2024		02/13/2024	386.89	
9268 - American Stamp & Marking Products, Inc.	1732331	Hand Seal	Paid by EFT # 85778		01/26/2024	01/31/2024	01/31/2024		02/13/2024	99.92	
4526 - Fifth Third Bank	1571-KH-01/24	January PCard Charges	Paid by EFT # 86146		02/05/2024	02/15/2024	02/05/2024		02/26/2024	1,077.25	
									Account 60000 - Office Supplies Totals	Invoice Transactions 3	<u>\$1,564.06</u>
									Sub-Department 259 - Circuit Clerk- Chief Deputy Totals	Invoice Transactions 5	<u>\$1,684.06</u>
Sub-Department 260 - Circuit Clerk- Human Resources											
Account 60000 - Office Supplies											
4526 - Fifth Third Bank	1621-KS-01/24	January PCard Charges	Paid by EFT # 86146		02/05/2024	02/15/2024	02/05/2024		02/26/2024	113.17	
									Account 60000 - Office Supplies Totals	Invoice Transactions 1	<u>\$113.17</u>
									Sub-Department 260 - Circuit Clerk- Human Resources Totals	Invoice Transactions 1	<u>\$113.17</u>
									Department 250 - Circuit Clerk Totals	Invoice Transactions 54	<u>\$9,374.03</u>
Department 300 - State's Attorney											
Sub-Department 300 - State's Attorney- Criminal Div											
Account 50240 - Trials and Costs of Hearing											
			Paid by Check # 383387		01/24/2024	02/01/2024	02/01/2024		02/13/2024	253.92	
			Paid by EFT # 85912		01/30/2024	02/01/2024	02/01/2024		02/13/2024	130.00	
			Paid by EFT # 85917		01/20/2024	02/01/2024	02/01/2024		02/13/2024	56.00	
			Paid by EFT # 85944		01/19/2024	01/31/2024	01/31/2024		02/13/2024	7,437.50	
			Paid by EFT # 85878		01/24/2024	01/31/2024	01/31/2024		02/13/2024	1,500.00	
			Paid by EFT # 86150		02/09/2024	02/09/2024	02/09/2024		02/26/2024	226.27	
			Paid by Check # 383539		12/27/2023	02/09/2024	02/09/2024		02/26/2024	1,683.15	
			Paid by Check # 383539		01/24/2024	02/09/2024	02/09/2024		02/26/2024	142.50	



Judiciary & Public Safety A/P by GL Distribution

Payment Date Range 02/01/24 - 02/29/24

Vendor	Invoice No.	Invoice Description	Status	Held Reason	Invoice Date	Due Date	G/L Date	Received Date	Payment Date	Invoice Amount
Fund 001 - General Fund										
Department 300 - State's Attorney										
Sub-Department 300 - State's Attorney- Criminal Div										
[REDACTED]					Paid by Check # 383539	01/24/2024	02/09/2024	02/09/2024	02/26/2024	437.57
					Paid by Check # 383539	02/02/2024	02/09/2024	02/09/2024	02/26/2024	20.00
					Paid by EFT # 86146	02/05/2024	02/09/2024	02/09/2024	02/26/2024	23.05
					Paid by EFT # 86146	02/05/2024	02/09/2024	02/09/2024	02/26/2024	458.20
					Paid by EFT # 86146	02/05/2024	02/05/2024	02/05/2024	02/26/2024	46.40
					Paid by EFT # 86146	02/05/2024	02/05/2024	02/05/2024	02/26/2024	478.20
										Account 50240 - Trials and Costs of Hearing Totals
Account 50270 - Court Reporter Costs										
13439 - Theresa (Terri) Wells	015	[REDACTED]	Paid by EFT # 86039		01/06/2024	02/01/2024	02/01/2024	02/13/2024	225.00	
13439 - Theresa (Terri) Wells	016	[REDACTED]	Paid by EFT # 86039		11/02/2023	02/01/2024	02/01/2024	02/13/2024	103.50	
13439 - Theresa (Terri) Wells	017	[REDACTED]	Paid by EFT # 86039		07/14/2023	02/01/2024	02/01/2024	02/13/2024	441.00	
13838 - Melissa K. Anderko	MKN2023-019	[REDACTED]	Paid by EFT # 85779		01/10/2023	02/01/2024	02/01/2024	02/13/2024	36.50	
13882 - Margaret (Peggy) R. Beddard	24-0129	[REDACTED]	Paid by EFT # 85793		01/29/2024	02/01/2024	02/01/2024	02/13/2024	220.00	
2019 - Dana D. Bollman	2024-6	[REDACTED]	Paid by EFT # 85797		01/22/2024	02/01/2024	02/01/2024	02/13/2024	104.50	
12431 - Barbara A Johnston	24-012456	[REDACTED]	Paid by EFT # 85915		01/30/2024	02/01/2024	02/01/2024	02/13/2024	120.00	
12431 - Barbara A Johnston	24-01	[REDACTED]	Paid by EFT # 85915		01/16/2024	02/01/2024	02/01/2024	02/13/2024	1,040.00	
1694 - Kobald Reporting Inc	2024-88	[REDACTED]	Paid by EFT # 85926		01/31/2024	02/01/2024	02/01/2024	02/13/2024	152.00	
1694 - Kobald Reporting Inc	2024-089	[REDACTED]	Paid by EFT # 85926		02/01/2024	02/01/2024	02/01/2024	02/13/2024	276.00	
2008 - Margaret E Steinberg	021324.2	[REDACTED]	Paid by EFT # 86299		02/13/2024	02/13/2024	02/13/2024	02/26/2024	33.50	
14120 - Tabitha Joann Watson	2.15.24	[REDACTED]	Paid by EFT # 86353		02/15/2024	02/15/2024	02/15/2024	02/26/2024	28.00	
12431 - Barbara A Johnston	24-213GJ	[REDACTED]	Paid by EFT # 86194		02/13/2024	02/16/2024	02/16/2024	02/26/2024	904.00	



Judiciary & Public Safety A/P by GL Distribution

Payment Date Range 02/01/24 - 02/29/24

Vendor	Invoice No.	Invoice Description	Status	Held Reason	Invoice Date	Due Date	G/L Date	Received Date	Payment Date	Invoice Amount
Fund 001 - General Fund										
Department 300 - State's Attorney										
Sub-Department 300 - State's Attorney- Criminal Div										
Account 50270 - Court Reporter Costs										
2019 - Dana D. Bollman	2024-8		Paid by EFT # 86082		02/07/2024	02/09/2024	02/09/2024		02/26/2024	60.00
							Account 50270 - Court Reporter Costs Totals		Invoice Transactions 14	<u>\$3,744.00</u>
Account 52140 - Repairs and Maint- Copiers										
13153 - Toshiba America Business Solutions, Inc	6186027	Copier Contract SAO	Paid by EFT # 86022		01/02/2024	02/01/2024	02/01/2024		02/13/2024	14.85
13153 - Toshiba America Business Solutions, Inc	6223553	Copier Contract SAO	Paid by EFT # 86316		02/13/2024	02/15/2024	02/15/2024		02/26/2024	56.60
13153 - Toshiba America Business Solutions, Inc	6208884	Copier Contract SAO	Paid by EFT # 86316		02/02/2024	02/15/2024	02/15/2024		02/26/2024	15.57
2291 - Chicago Office Technology Group (COTG)	IN4976058	Copier Contract SAO	Paid by EFT # 86100		01/18/2024	02/09/2024	02/09/2024		02/26/2024	11.02
							Account 52140 - Repairs and Maint- Copiers Totals		Invoice Transactions 4	<u>\$98.04</u>
Account 52230 - Repairs and Maint- Vehicles										
4526 - Fifth Third Bank	6567-CB-01/24	January P-Card Charges	Paid by EFT # 86146		02/05/2024	02/09/2024	02/09/2024		02/26/2024	308.80
1952 - Jiffy Lube (Sound Billing LLC)	156270	Oil change	Paid by EFT # 86190		01/24/2024	02/05/2024	02/05/2024		02/26/2024	96.28
							Account 52230 - Repairs and Maint- Vehicles Totals		Invoice Transactions 2	<u>\$405.08</u>
Account 53100 - Conferences and Meetings										
6073 - A-1 Airport Limousine Service Inc	149434	Transportation	Paid by Check # 383387		01/24/2024	02/01/2024	02/01/2024		02/13/2024	192.95
11319 - Jessica Michels	020124	Conference Hotel, Meals and Transportation	Paid by EFT # 85945		02/01/2024	02/01/2024	02/01/2024		02/13/2024	1,730.16
9398 - Bridget Sabbia	020124	Conference Hotel, Meals and Transportation	Paid by Check # 383478		02/01/2024	02/01/2024	02/01/2024		02/13/2024	1,735.34
6073 - A-1 Airport Limousine Service Inc	149532	Conference Transportation	Paid by Check # 383520		01/31/2024	02/09/2024	02/09/2024		02/26/2024	192.35
4526 - Fifth Third Bank	6567-CB-01/24	January P-Card Charges	Paid by EFT # 86146		02/05/2024	02/09/2024	02/09/2024		02/26/2024	415.00
							Account 53100 - Conferences and Meetings Totals		Invoice Transactions 5	<u>\$4,265.80</u>
Account 53110 - Employee Training										
4526 - Fifth Third Bank	6567-CB-01/24	January P-Card Charges	Paid by EFT # 86146		02/05/2024	02/09/2024	02/09/2024		02/26/2024	232.68
4526 - Fifth Third Bank	5128-SD-01/24	January P-Card Charges	Paid by EFT # 86146		02/05/2024	02/05/2024	02/05/2024		02/26/2024	396.62
							Account 53110 - Employee Training Totals		Invoice Transactions 2	<u>\$629.30</u>



Judiciary & Public Safety A/P by GL Distribution

Payment Date Range 02/01/24 - 02/29/24

Vendor	Invoice No.	Invoice Description	Status	Held Reason	Invoice Date	Due Date	G/L Date	Received Date	Payment Date	Invoice Amount	
Fund 001 - General Fund											
Department 300 - State's Attorney											
Sub-Department 300 - State's Attorney- Criminal Div											
Account 53120 - Employee Mileage Expense											
5458 - ISHTA (Illinois State Toll Highway Authority)	G12900000654	Tolls	Paid by Check # 383449		01/18/2024	02/01/2024	02/01/2024		02/13/2024	101.19	
5458 - ISHTA (Illinois State Toll Highway Authority)	G12900000670	Tolls	Paid by Check # 383449		01/18/2024	02/01/2024	02/01/2024		02/13/2024	122.20	
									Account 53120 - Employee Mileage Expense Totals	Invoice Transactions 2	\$223.39
Account 60000 - Office Supplies											
3578 - Warehouse Direct, Inc.	5655819-0	Office supplies	Paid by EFT # 86035		01/26/2024	02/01/2024	02/01/2024		02/13/2024	267.89	
3578 - Warehouse Direct, Inc.	5658273-0	Office supplies	Paid by EFT # 86035		01/31/2024	02/01/2024	02/01/2024		02/13/2024	557.48	
3578 - Warehouse Direct, Inc.	5664644-0	Office supplies	Paid by EFT # 86345		02/09/2024	02/09/2024	02/09/2024		02/26/2024	691.07	
4526 - Fifth Third Bank	6567-CB-01/24	January P-Card Charges	Paid by EFT # 86146		02/05/2024	02/09/2024	02/09/2024		02/26/2024	1,160.03	
									Account 60000 - Office Supplies Totals	Invoice Transactions 4	\$2,676.47
Account 60010 - Operating Supplies											
2748 - Accurate Document Destruction Inc (GROOT)	12058631T095	Document Shredding - SAO	Paid by EFT # 86055		02/01/2024	02/09/2024	02/09/2024		02/26/2024	463.68	
2748 - Accurate Document Destruction Inc (GROOT)	12058622T095	Document Shredding - SAO	Paid by EFT # 86055		02/01/2024	02/09/2024	02/09/2024		02/26/2024	463.68	
3509 - DS Services of America, Inc. dba Primo Water NA	2383907801202	Water	Paid by EFT # 86128		01/20/2024	02/15/2024	02/15/2024		02/26/2024	307.57	
4526 - Fifth Third Bank	6567-CB-01/24	January P-Card Charges	Paid by EFT # 86146		02/05/2024	02/09/2024	02/09/2024		02/26/2024	749.71	
									Account 60010 - Operating Supplies Totals	Invoice Transactions 4	\$1,984.64
Account 60050 - Books and Subscriptions											
6521 - Thomson Reuters GRC Inc. (West Government)	849667621	Westlaw Proflex SAO	Paid by EFT # 86311		02/01/2024	02/05/2024	02/05/2024		02/26/2024	3,048.75	
6521 - Thomson Reuters GRC Inc. (West Government)	849675743	Subscriptions SAO and CAC	Paid by EFT # 86311		02/01/2024	02/09/2024	02/09/2024		02/26/2024	2,718.85	
									Account 60050 - Books and Subscriptions Totals	Invoice Transactions 2	\$5,767.60
Account 60070 - Computer Hardware- Non Capital											
4526 - Fifth Third Bank	6567-CB-01/24	January P-Card Charges	Paid by EFT # 86146		02/05/2024	02/09/2024	02/09/2024		02/26/2024	339.08	
4526 - Fifth Third Bank	5128-SD-01/24	January P-Card Charges	Paid by EFT # 86146		02/05/2024	02/05/2024	02/05/2024		02/26/2024	(25.75)	
									Account 60070 - Computer Hardware- Non Capital Totals	Invoice Transactions 2	\$313.33
Account 63040 - Fuel- Vehicles											
13021 - WEX BANK	94954385	Fuel Purchases State's Attorney	Paid by EFT # 86044		01/31/2024	02/01/2024	02/01/2024		02/13/2024	769.70	
									Account 63040 - Fuel- Vehicles Totals	Invoice Transactions 1	\$769.70



Judiciary & Public Safety A/P by GL Distribution

Payment Date Range 02/01/24 - 02/29/24

Vendor	Invoice No.	Invoice Description	Status	Held Reason	Invoice Date	Due Date	G/L Date	Received Date	Payment Date	Invoice Amount	
Fund 001 - General Fund											
Department 300 - State's Attorney											
Sub-Department 300 - State's Attorney- Criminal Div Totals										Invoice Transactions 56	\$33,770.11
Sub-Department 306 - Pre-Arrest Diversion											
Account 60010 - Operating Supplies											
3509 - DS Services of America, Inc. dba Primo Water NA	2384945801202 4	Water - PAD	Paid by EFT # 86128		01/20/2024	02/15/2024	02/15/2024		02/26/2024	11.57	
Account 60010 - Operating Supplies Totals										Invoice Transactions 1	\$11.57
Account 63040 - Fuel- Vehicles											
13021 - WEX BANK	94954385	Fuel Purchases State's Attorney	Paid by EFT # 86044		01/31/2024	02/01/2024	02/01/2024		02/13/2024	52.87	
Account 63040 - Fuel- Vehicles Totals										Invoice Transactions 1	\$52.87
Sub-Department 306 - Pre-Arrest Diversion Totals										Invoice Transactions 2	\$64.44
Sub-Department 335 - JJC Council											
Account 53110 - Employee Training											
14258 - The Council of State Governments, 3 LTD		JJC Training Contract	Paid by EFT # 86021		01/29/2024	01/31/2024	01/31/2024		02/13/2024	2,703.90	
Account 53110 - Employee Training Totals										Invoice Transactions 1	\$2,703.90
Sub-Department 335 - JJC Council Totals										Invoice Transactions 1	\$2,703.90
Department 300 - State's Attorney Totals										Invoice Transactions 59	\$36,538.45
Department 360 - Public Defender											
Sub-Department 360 - Public Defender											
[REDACTED]			Paid by EFT # 85879		01/17/2024	01/31/2024	01/31/2024		02/13/2024	396.00	
[REDACTED]			Paid by EFT # 86196		02/13/2024	02/14/2024	02/14/2024		02/26/2024	192.00	
[REDACTED]			Paid by EFT # 86353		02/05/2024	02/14/2024	02/14/2024		02/26/2024	500.00	
Account 50240 - Trials and Costs of Hearing Totals										Invoice Transactions 3	\$1,088.00
Account 52140 - Repairs and Maint- Copiers											
13153 - Toshiba America Business Solutions, Inc	6208755	Acct TOBMVMN Maintenance Contract 11/1-1/31/24 KBC	Paid by EFT # 86316		02/02/2024	02/14/2024	02/14/2024		02/26/2024	5.86	
13153 - Toshiba America Business Solutions, Inc	6209272	Acct TOBMVMN Maintenance Contract 1/1-1/31/24 Pub Def	Paid by EFT # 86316		02/02/2024	02/14/2024	02/14/2024		02/26/2024	26.61	
Account 52140 - Repairs and Maint- Copiers Totals										Invoice Transactions 2	\$32.47



Judiciary & Public Safety A/P by GL Distribution

Payment Date Range 02/01/24 - 02/29/24

Vendor	Invoice No.	Invoice Description	Status	Held Reason	Invoice Date	Due Date	G/L Date	Received Date	Payment Date	Invoice Amount	
Fund 001 - General Fund											
Department 360 - Public Defender											
Sub-Department 360 - Public Defender											
Account 53120 - Employee Mileage Expense											
14196 - Santos D. Diaz	020124	Mileage for serving Subpoenas 1/1-1/31/24 Inv S. Diaz	Paid by EFT # 86123		02/01/2024	02/13/2024	02/13/2024		02/26/2024	84.02	
									Account 53120 - Employee Mileage Expense Totals	Invoice Transactions 1	<u>\$84.02</u>
Account 55000 - Miscellaneous Contractual Exp											
3206 - Verizon Wireless	9954088490	Acct 642016383 Cell Phones 12/13/23-1/12/24 Pub. Defenders	Paid by Check # 383492		01/12/2024	01/31/2024	01/31/2024		02/13/2024	213.66	
4526 - Fifth Third Bank	9854-PC 01/24	January 2024 P-Card Charges	Paid by EFT # 86146		02/05/2024	02/14/2024	02/14/2024		02/26/2024	5.46	
									Account 55000 - Miscellaneous Contractual Exp Totals	Invoice Transactions 2	<u>\$219.12</u>
Account 60000 - Office Supplies											
3509 - DS Services of America, Inc. dba Primo Water NA	23848042 012024	Acct 1-64323848042 Drinking Water 12/14/23Pub Def.	Paid by EFT # 86128		01/20/2024	02/14/2024	02/14/2024		02/26/2024	67.34	
3509 - DS Services of America, Inc. dba Primo Water NA	23848060 012024	Acct 1-64323848042 Drinking Water 12/14/23 Pub Def., KBC	Paid by EFT # 86128		01/20/2024	02/14/2024	02/14/2024		02/26/2024	7.28	
4526 - Fifth Third Bank	4867-BW-01/24	January Pcard Charges	Paid by EFT # 86146		02/05/2024	02/13/2024	02/13/2024		02/26/2024	128.26	
									Account 60000 - Office Supplies Totals	Invoice Transactions 3	<u>\$202.88</u>
Account 60050 - Books and Subscriptions											
4526 - Fifth Third Bank	4867-BW-01/24	January Pcard Charges	Paid by EFT # 86146		02/05/2024	02/13/2024	02/13/2024		02/26/2024	15.99	
6521 - Thomson Reuters GRC Inc. (West Government)	849648804	Acct 1000174078 Proflex 1/1-1/31/24 Pub. Defender	Paid by EFT # 86311		02/01/2024	02/14/2024	02/14/2024		02/26/2024	4,694.48	
6521 - Thomson Reuters GRC Inc. (West Government)	849724131	Acct 1000174078 Feb. 2024Books and Bounds Vol. Pub Defender Off.	Paid by EFT # 86311		02/01/2024	02/14/2024	02/14/2024		02/26/2024	257.48	
6521 - Thomson Reuters GRC Inc. (West Government)	849648805	Acct 1000174079 Clear 1/1-1/31/24 Pub Defender Office	Paid by EFT # 86311		02/01/2024	02/14/2024	02/14/2024		02/26/2024	881.65	
									Account 60050 - Books and Subscriptions Totals	Invoice Transactions 4	<u>\$5,849.60</u>
									Sub-Department 360 - Public Defender Totals	Invoice Transactions 15	<u>\$7,476.09</u>
									Department 360 - Public Defender Totals	Invoice Transactions 15	<u>\$7,476.09</u>



Judiciary & Public Safety A/P by GL Distribution

Payment Date Range 02/01/24 - 02/29/24

Vendor	Invoice No.	Invoice Description	Status	Held Reason	Invoice Date	Due Date	G/L Date	Received Date	Payment Date	Invoice Amount	
Fund 001 - General Fund											
Department 380 - Sheriff											
Sub-Department 380 - Sheriff											
Account 50150 - Contractual/Consulting Services											
3446 - IL Department of Innovation & Technology (CMS)	T2415459	LEADS	Paid by Check # 383441		01/17/2024	02/01/2024	02/01/2024		02/13/2024	942.40	
13102 - KS State Bank	61520-3-2024	8 body cams	Paid by EFT # 85927		01/11/2024	02/02/2024	02/02/2024		02/13/2024	7,938.07	
1604 - Motorola Solutions Inc	8156320240102	STAR	Paid by EFT # 86226		02/01/2024	02/15/2024	02/15/2024		02/26/2024	9,675.00	
4526 - Fifth Third Bank	0447-SB-01/24	BRUENING PCARD	Paid by EFT # 86146		02/05/2024	02/16/2024	02/16/2024		02/26/2024	749.00	
									Account 50150 - Contractual/Consulting Services Totals	Invoice Transactions 4	<u>\$19,304.47</u>
Account 50210 - Medical/Dental/Hospital Services											
9552 - Wagner Investigative Polygraph Service	2401002	Polygraph Exam	Paid by EFT # 86034		02/02/2024	02/02/2024	02/02/2024		02/13/2024	100.00	
12965 - COPS Testing Service Inc	108794	Employee Physicals	Paid by EFT # 86115		02/01/2024	02/16/2024	02/16/2024		02/26/2024	500.00	
									Account 50210 - Medical/Dental/Hospital Services Totals	Invoice Transactions 2	<u>\$600.00</u>
Account 50300 - Extradition Costs											
3229 - Petty Cash-Sheriff	011124	[REDACTED]	Paid by Check # 383474		01/11/2024	01/29/2024	01/29/2024		02/13/2024	128.00	
3229 - Petty Cash-Sheriff	011124a	[REDACTED]	Paid by Check # 383474		01/11/2024	01/29/2024	01/29/2024		02/13/2024	128.00	
3229 - Petty Cash-Sheriff	011724a	[REDACTED]	Paid by Check # 383474		01/17/2024	02/01/2024	02/01/2024		02/13/2024	128.00	
3229 - Petty Cash-Sheriff	011724b	[REDACTED]	Paid by Check # 383474		01/17/2024	02/01/2024	02/01/2024		02/13/2024	128.00	
3229 - Petty Cash-Sheriff	011724c	[REDACTED]	Paid by Check # 383474		01/17/2024	02/01/2024	02/01/2024		02/13/2024	128.00	
3229 - Petty Cash-Sheriff	011624b	[REDACTED]	Paid by Check # 383474		01/16/2024	02/01/2024	02/01/2024		02/13/2024	128.00	
4526 - Fifth Third Bank	8896-JH-01/24	[REDACTED]	Paid by EFT # 86146		02/05/2024	02/16/2024	02/16/2024		02/26/2024	398.36	
4526 - Fifth Third Bank	0089-BFD-01/24	[REDACTED]	Paid by EFT # 86146		02/05/2024	02/16/2024	02/16/2024		02/26/2024	1,543.67	
									Account 50300 - Extradition Costs Totals	Invoice Transactions 8	<u>\$2,710.03</u>



Judiciary & Public Safety A/P by GL Distribution

Payment Date Range 02/01/24 - 02/29/24

Vendor	Invoice No.	Invoice Description	Status	Held Reason	Invoice Date	Due Date	G/L Date	Received Date	Payment Date	Invoice Amount
Fund 001 - General Fund										
Department 380 - Sheriff										
Sub-Department 380 - Sheriff										
Account 52140 - Repairs and Maint- Copiers										
13153 - Toshiba America Business Solutions, Inc	6181947	Copier, photocopier maintenance	Paid by EFT # 86022		12/20/2023	02/02/2024	02/02/2024		02/13/2024	326.04
13153 - Toshiba America Business Solutions, Inc	6192583	Copier, photocopier maintenance	Paid by EFT # 86022		01/08/2024	02/02/2024	02/02/2024		02/13/2024	84.92
8930 - Impact Networking, LLC	3163885	Copier, photocopier maintenance	Paid by EFT # 86182		02/12/2024	02/15/2024	02/15/2024		02/26/2024	48.40
Account 52140 - Repairs and Maint- Copiers Totals								Invoice Transactions 3		\$459.36
Account 52230 - Repairs and Maint- Vehicles										
11256 - Al Piemonte Cadillac Inc dba St. Charles Chrysler	161253	Automotive Equip & Supplies	Paid by EFT # 85774		01/25/2024	02/01/2024	02/01/2024		02/13/2024	117.75
6477 - Al Warren Oil Company, Inc.	W1625870	Fuel	Paid by Check # 383388		01/26/2024	02/02/2024	02/02/2024		02/13/2024	6,576.48
10878 - APC Stores, Inc (Bumper to Bumper)	478-589236	Automotive Equip & Supplies	Paid by EFT # 85780		01/23/2024	01/26/2024	01/26/2024		02/13/2024	132.66
10878 - APC Stores, Inc (Bumper to Bumper)	478-588780	Automotive Equip & Supplies	Paid by EFT # 85780		01/11/2024	01/26/2024	01/26/2024		02/13/2024	433.78
10878 - APC Stores, Inc (Bumper to Bumper)	478-588910	Automotive Equip & Supplies	Paid by EFT # 85780		01/16/2024	01/26/2024	01/26/2024		02/13/2024	365.98
10878 - APC Stores, Inc (Bumper to Bumper)	478-589048	Automotive Equip & Supplies	Paid by EFT # 85780		01/18/2024	01/26/2024	01/26/2024		02/13/2024	22.49
10878 - APC Stores, Inc (Bumper to Bumper)	478-588990	Automotive Equip & Supplies	Paid by EFT # 85780		01/17/2024	01/26/2024	01/26/2024		02/13/2024	39.99
10878 - APC Stores, Inc (Bumper to Bumper)	478-588983	Automotive Equip & Supplies	Paid by EFT # 85780		01/17/2024	01/26/2024	01/26/2024		02/13/2024	219.80
10878 - APC Stores, Inc (Bumper to Bumper)	478-588747	Automotive Equip & Supplies	Paid by EFT # 85780		01/11/2024	01/26/2024	01/26/2024		02/13/2024	36.96
10878 - APC Stores, Inc (Bumper to Bumper)	478-589275	Automotive Equip & Supplies	Paid by EFT # 85780		01/24/2024	02/01/2024	02/01/2024		02/13/2024	93.15
10878 - APC Stores, Inc (Bumper to Bumper)	478-589400	Automotive Equip & Supplies	Paid by EFT # 85780		01/26/2024	02/01/2024	02/01/2024		02/13/2024	54.27
10878 - APC Stores, Inc (Bumper to Bumper)	478-589566	Automotive Equip & Supplies	Paid by EFT # 85780		01/31/2024	02/02/2024	02/02/2024		02/13/2024	131.96
10878 - APC Stores, Inc (Bumper to Bumper)	478-589450	Automotive Equip & Supplies	Paid by EFT # 85780		01/29/2024	02/02/2024	02/02/2024		02/13/2024	151.96
10878 - APC Stores, Inc (Bumper to Bumper)	478-589453	Automotive Equip & Supplies	Paid by EFT # 85780		01/29/2024	02/02/2024	02/02/2024		02/13/2024	137.17
10878 - APC Stores, Inc (Bumper to Bumper)	478-589565	Automotive Equip & Supplies	Paid by EFT # 85780		01/31/2024	02/02/2024	02/02/2024		02/13/2024	8.99
4025 - Dazzo's Auto Repair, Inc.	1123080	Towing	Paid by EFT # 85853		11/17/2023	02/01/2024	02/01/2024		02/13/2024	175.00
4025 - Dazzo's Auto Repair, Inc.	0124073	Towing	Paid by EFT # 85853		01/14/2024	02/01/2024	02/01/2024		02/13/2024	150.00



Judiciary & Public Safety A/P by GL Distribution

Payment Date Range 02/01/24 - 02/29/24

Vendor	Invoice No.	Invoice Description	Status	Held Reason	Invoice Date	Due Date	G/L Date	Received Date	Payment Date	Invoice Amount
Fund 001 - General Fund										
Department 380 - Sheriff										
Sub-Department 380 - Sheriff										
Account 52230 - Repairs and Maint- Vehicles										
5243 - Duke & Lee's Johnsons Garage and Towing, Inc.	24-0113-88	Towing	Paid by EFT # 85860		01/15/2024	02/01/2024	02/01/2024		02/13/2024	103.00
3583 - Elburn NAPA Inc (North Aurora)	961102	Automotive Equip & Supplies	Paid by EFT # 85864		01/16/2024	01/26/2024	01/26/2024		02/13/2024	465.31
3583 - Elburn NAPA Inc (North Aurora)	457102	Automotive Equip & Supplies	Paid by EFT # 85865		01/18/2024	01/26/2024	01/26/2024		02/13/2024	731.66
3583 - Elburn NAPA Inc (North Aurora)	960375	Automotive Equip & Supplies	Paid by EFT # 85864		01/10/2024	01/26/2024	01/26/2024		02/13/2024	25.21
3583 - Elburn NAPA Inc (North Aurora)	457529	Automotive Equip & Supplies	Paid by EFT # 85865		01/25/2024	02/01/2024	02/01/2024		02/13/2024	369.52
3583 - Elburn NAPA Inc (North Aurora)	457530	Automotive Equip & Supplies	Paid by EFT # 85865		01/25/2024	02/01/2024	02/01/2024		02/13/2024	14.11
3583 - Elburn NAPA Inc (North Aurora)	457862	Automotive Equip & Supplies	Paid by EFT # 85865		01/30/2024	02/02/2024	02/02/2024		02/13/2024	134.67
3583 - Elburn NAPA Inc (North Aurora)	456101	Automotive Equip & Supplies	Paid by EFT # 85865		01/04/2024	02/02/2024	02/02/2024		02/13/2024	(85.51)
3583 - Elburn NAPA Inc (North Aurora)	457861a	Automotive Equip & Supplies	Paid by EFT # 85865		01/30/2024	02/02/2024	02/02/2024		02/13/2024	74.96
4395 - Cert Auto Repair St Charles dba Cert Towing & Rcvy	23-06-3694	Towing	Paid by EFT # 85812		01/20/2024	02/01/2024	02/01/2024		02/13/2024	375.00
4395 - Cert Auto Repair St Charles dba Cert Towing & Rcvy	24-01-9500	Towing	Paid by EFT # 85812		01/16/2024	02/01/2024	02/01/2024		02/13/2024	150.00
4395 - Cert Auto Repair St Charles dba Cert Towing & Rcvy	23-12-9090	Towing	Paid by EFT # 85812		01/20/2024	02/01/2024	02/01/2024		02/13/2024	150.00
12046 - Hollywood Tools, LLC	01242490568	Automotive Equip & Supplies	Paid by EFT # 85902		01/24/2024	02/01/2024	02/01/2024		02/13/2024	200.00
12046 - Hollywood Tools, LLC	01242490567	Automotive Equip & Supplies	Paid by EFT # 85902		01/24/2024	02/01/2024	02/01/2024		02/13/2024	56.25
4075 - Schocks Towing Service	062250	Towing	Paid by Check # 383479		07/10/2023	02/01/2024	02/01/2024		02/13/2024	792.00
4075 - Schocks Towing Service	062194	Towing	Paid by Check # 383479		07/18/2023	02/01/2024	02/01/2024		02/13/2024	942.00
4075 - Schocks Towing Service	062690	Towing	Paid by Check # 383479		10/23/2023	02/01/2024	02/01/2024		02/13/2024	560.00
4075 - Schocks Towing Service	062765	Towing	Paid by Check # 383479		10/23/2023	02/01/2024	02/01/2024		02/13/2024	1,840.00
4075 - Schocks Towing Service	062860	Towing	Paid by Check # 383479		10/23/2023	02/01/2024	02/01/2024		02/13/2024	965.00
4309 - SCR Towing & Recovery, LLC	23-73758	Towing	Paid by Check # 383480		12/12/2023	02/01/2024	02/01/2024		02/13/2024	275.00
3171 - Strypes Plus More, Inc.	17366	Automotive Equip & Supplies	Paid by EFT # 86011		12/20/2023	02/02/2024	02/02/2024		02/13/2024	875.00



Judiciary & Public Safety A/P by GL Distribution

Payment Date Range 02/01/24 - 02/29/24

Vendor	Invoice No.	Invoice Description	Status	Held Reason	Invoice Date	Due Date	G/L Date	Received Date	Payment Date	Invoice Amount
Fund 001 - General Fund										
Department 380 - Sheriff										
Sub-Department 380 - Sheriff										
Account 52230 - Repairs and Maint- Vehicles										
11377 - Via Carlita, LLC dba Hawk Ford of St. Charles	77729	Automotive Equip & Supplies	Paid by EFT # 86032		01/08/2024	01/26/2024	01/26/2024		02/13/2024	218.40
11377 - Via Carlita, LLC dba Hawk Ford of St. Charles	78323	Automotive Equip & Supplies	Paid by EFT # 86032		01/18/2024	01/26/2024	01/26/2024		02/13/2024	152.31
11377 - Via Carlita, LLC dba Hawk Ford of St. Charles	78217	Automotive Equip & Supplies	Paid by EFT # 86032		01/16/2024	01/29/2024	01/29/2024		02/13/2024	90.21
11377 - Via Carlita, LLC dba Hawk Ford of St. Charles	78344	Automotive Equip & Supplies	Paid by EFT # 86032		01/18/2024	01/29/2024	01/29/2024		02/13/2024	296.73
11377 - Via Carlita, LLC dba Hawk Ford of St. Charles	78415	Automotive Equip & Supplies	Paid by EFT # 86032		01/19/2024	01/29/2024	01/29/2024		02/13/2024	1,136.63
11377 - Via Carlita, LLC dba Hawk Ford of St. Charles	78380	Automotive Equip & Supplies	Paid by EFT # 86032		01/19/2024	01/29/2024	01/29/2024		02/13/2024	39.31
11377 - Via Carlita, LLC dba Hawk Ford of St. Charles	78488	Automotive Equip & Supplies	Paid by EFT # 86032		01/23/2024	01/29/2024	01/29/2024		02/13/2024	68.80
11377 - Via Carlita, LLC dba Hawk Ford of St. Charles	78321	Automotive Equip & Supplies	Paid by EFT # 86032		01/18/2024	01/29/2024	01/29/2024		02/13/2024	84.88
11377 - Via Carlita, LLC dba Hawk Ford of St. Charles	78598	Automotive Equip & Supplies	Paid by EFT # 86032		01/25/2024	02/01/2024	02/01/2024		02/13/2024	48.38
11377 - Via Carlita, LLC dba Hawk Ford of St. Charles	78669	Automotive Equip & Supplies	Paid by EFT # 86032		01/25/2024	02/01/2024	02/01/2024		02/13/2024	36.54
11377 - Via Carlita, LLC dba Hawk Ford of St. Charles	78190	Automotive Equip & Supplies	Paid by EFT # 86032		01/24/2024	02/01/2024	02/01/2024		02/13/2024	82.28
2225 - Cintas Corporation	4181091568	Shop Towels and uniforms Laundered	Paid by Check # 383401		01/23/2024	01/26/2024	01/26/2024		02/13/2024	51.49
2225 - Cintas Corporation	4181818085	Shop Towels and uniforms Laundered	Paid by Check # 383401		01/30/2024	02/02/2024	02/02/2024		02/13/2024	64.92
3229 - Petty Cash-Sheriff	011524a	HASS TOWING/ INV271387	Paid by Check # 383474		01/15/2024	02/01/2024	02/01/2024		02/13/2024	315.50
5246 - Weldstar Company	0002253029	Fuel, diesel	Paid by Check # 383495		01/24/2024	02/02/2024	02/02/2024		02/13/2024	19.84
5246 - Weldstar Company	0002243912	Fuel, diesel	Paid by Check # 383495		12/24/2023	02/02/2024	02/02/2024		02/13/2024	19.20
12531 - West Professional Auto Repair E dba Classic Towing	24-40993	Towing	Paid by EFT # 86043		01/05/2024	02/01/2024	02/01/2024		02/13/2024	327.00
1933 - Poms Tire Service Inc	640113447	Tires	Paid by EFT # 86255		01/31/2024	02/15/2024	02/15/2024		02/26/2024	4,715.60
1325 - Priority Products, Inc.	999480	Automotive Equip & Supplies	Paid by Check # 383607		01/31/2024	02/15/2024	02/15/2024		02/26/2024	22.38
2225 - Cintas Corporation	4182538755	Shop Towels and uniforms Laundered	Paid by Check # 383538		02/06/2024	02/15/2024	02/15/2024		02/26/2024	65.37
11377 - Via Carlita, LLC dba Hawk Ford of St. Charles	79262	Automotive Equip & Supplies	Paid by EFT # 86339		02/06/2024	02/14/2024	02/14/2024		02/26/2024	64.50



Judiciary & Public Safety A/P by GL Distribution

Payment Date Range 02/01/24 - 02/29/24

Vendor	Invoice No.	Invoice Description	Status	Held Reason	Invoice Date	Due Date	G/L Date	Received Date	Payment Date	Invoice Amount	
Fund 001 - General Fund											
Department 380 - Sheriff											
Sub-Department 380 - Sheriff											
Account 52230 - Repairs and Maint- Vehicles											
11377 - Via Carlita, LLC dba Hawk Ford of St. Charles	79316	Automotive Equip & Supplies	Paid by EFT # 86339		02/07/2024	02/14/2024	02/14/2024		02/26/2024	168.75	
11377 - Via Carlita, LLC dba Hawk Ford of St. Charles	79027	Automotive Equip & Supplies	Paid by EFT # 86339		02/01/2024	02/14/2024	02/14/2024		02/26/2024	613.52	
11377 - Via Carlita, LLC dba Hawk Ford of St. Charles	79259	Automotive Equip & Supplies	Paid by EFT # 86339		02/06/2024	02/14/2024	02/14/2024		02/26/2024	50.40	
11377 - Via Carlita, LLC dba Hawk Ford of St. Charles	541675	Automotive Equip & Supplies	Paid by EFT # 86339		02/07/2024	02/16/2024	02/16/2024		02/26/2024	1,206.40	
11377 - Via Carlita, LLC dba Hawk Ford of St. Charles	79697	Automotive Equip & Supplies	Paid by EFT # 86339		02/13/2024	02/16/2024	02/16/2024		02/26/2024	90.50	
12046 - Hollywood Tools, LLC	02142491877	Automotive Equip & Supplies	Paid by EFT # 86176		02/14/2024	02/16/2024	02/16/2024		02/26/2024	576.00	
5458 - ISHTA (Illinois State Toll Highway Authority)	G129000006169	Toll Fee	Paid by Check # 383584		01/18/2024	02/15/2024	02/15/2024		02/26/2024	1,390.27	
9528 - Chicago Parts and Sound, LLC	2-0001351	Automotive Equip & Supplies	Paid by EFT # 86101		02/05/2024	02/15/2024	02/15/2024		02/26/2024	368.95	
3583 - Elburn NAPA Inc (North Aurora)	458312	Automotive Equip & Supplies	Paid by EFT # 86136		02/05/2024	02/14/2024	02/14/2024		02/26/2024	599.97	
3583 - Elburn NAPA Inc (North Aurora)	458254	Automotive Equip & Supplies	Paid by EFT # 86136		02/05/2024	02/14/2024	02/14/2024		02/26/2024	1.81	
4526 - Fifth Third Bank	4681-GH-01/24	HARRISON PCARD	Paid by EFT # 86146		02/05/2024	02/16/2024	02/16/2024		02/26/2024	617.60	
4526 - Fifth Third Bank	1979-PO-01/24	OSMANI PCARD	Paid by EFT # 86146		02/05/2024	02/16/2024	02/16/2024		02/26/2024	42.00	
10878 - APC Stores, Inc (Bumper to Bumper)	478-589787	Automotive Equip & Supplies	Paid by EFT # 86066		02/05/2024	02/14/2024	02/14/2024		02/26/2024	312.79	
10878 - APC Stores, Inc (Bumper to Bumper)	478-589812	Automotive Equip & Supplies	Paid by EFT # 86066		02/06/2024	02/14/2024	02/14/2024		02/26/2024	40.38	
10878 - APC Stores, Inc (Bumper to Bumper)	478-589684	Automotive Equip & Supplies	Paid by EFT # 86066		02/02/2024	02/14/2024	02/14/2024		02/26/2024	73.24	
10878 - APC Stores, Inc (Bumper to Bumper)	478-589685	Automotive Equip & Supplies	Paid by EFT # 86066		02/02/2024	02/14/2024	02/14/2024		02/26/2024	98.81	
10878 - APC Stores, Inc (Bumper to Bumper)	478-589956	Automotive Equip & Supplies	Paid by EFT # 86066		02/08/2024	02/15/2024	02/15/2024		02/26/2024	179.99	
10878 - APC Stores, Inc (Bumper to Bumper)	478-590126	Automotive Equip & Supplies	Paid by EFT # 86066		02/13/2024	02/15/2024	02/15/2024		02/26/2024	26.88	
10878 - APC Stores, Inc (Bumper to Bumper)	478-590170	Automotive Equip & Supplies	Paid by EFT # 86066		02/14/2024	02/16/2024	02/16/2024		02/26/2024	81.99	
5852 - Battery Service Corporation	0106083	Automotive Equip & Supplies	Paid by EFT # 86079		01/18/2024	02/15/2024	02/15/2024		02/26/2024	560.85	
									Account 52230 - Repairs and Maint- Vehicles Totals	Invoice Transactions 79	\$32,882.94



Judiciary & Public Safety A/P by GL Distribution

Payment Date Range 02/01/24 - 02/29/24

Vendor	Invoice No.	Invoice Description	Status	Held Reason	Invoice Date	Due Date	G/L Date	Received Date	Payment Date	Invoice Amount	
Fund 001 - General Fund											
Department 380 - Sheriff											
Sub-Department 380 - Sheriff											
Account 53110 - Employee Training											
1354 - North East Multi-Regional Training Inc	344669	Employee training	Paid by Check # 383469		01/25/2024	02/02/2024	02/02/2024		02/13/2024	75.00	
3229 - Petty Cash-Sheriff	011524	FALLON/ TRAINING PER DIEM/LUNCH	Paid by Check # 383474		01/15/2024	01/29/2024	01/29/2024		02/13/2024	16.00	
3229 - Petty Cash-Sheriff	011524b	KRUPP/TRAINING PER DIEM/FULL DAY	Paid by Check # 383474		01/15/2024	02/01/2024	02/01/2024		02/13/2024	320.00	
3229 - Petty Cash-Sheriff	013024	KRUPP/TRAINING/ TRAVEL	Paid by Check # 383474		01/30/2024	02/02/2024	02/02/2024		02/13/2024	401.96	
3229 - Petty Cash-Sheriff	011724g	REIMBURSEMENT KATSULEAS/ TRAINING PER DIEM/ LUNCH ONLY	Paid by Check # 383604		01/17/2024	02/15/2024	02/15/2024		02/26/2024	80.00	
9658 - Tyler Technologies, Inc. (New World)	130-143231	E-CRASH TRAINING	Paid by EFT # 86321		12/20/2023	02/15/2024	02/15/2024		02/26/2024	1,500.00	
4526 - Fifth Third Bank	9626-MW-01/24	WILGO PCARD	Paid by EFT # 86146		02/05/2024	02/16/2024	02/16/2024		02/26/2024	546.34	
4526 - Fifth Third Bank	5682-ER-01/24	RICHARDS PCARD	Paid by EFT # 86146		02/05/2024	02/16/2024	02/16/2024		02/26/2024	302.73	
4526 - Fifth Third Bank	5993-AD-01/24	DOMINGUEZ PCARD	Paid by EFT # 86146		02/05/2024	02/16/2024	02/16/2024		02/26/2024	240.00	
4526 - Fifth Third Bank	0728-AJ-01/24	JOHNSON PCARD	Paid by EFT # 86146		02/05/2024	02/16/2024	02/16/2024		02/26/2024	615.00	
4526 - Fifth Third Bank	0684-EM-01/24	MULDER PCARD	Paid by EFT # 86146		02/05/2024	02/16/2024	02/16/2024		02/26/2024	12,806.97	
4526 - Fifth Third Bank	1751-JD-01/24	DAWSON PCARD	Paid by EFT # 86146		02/05/2024	02/16/2024	02/16/2024		02/26/2024	895.00	
									Account 53110 - Employee Training Totals	Invoice Transactions 12	<u>\$17,799.00</u>
Account 60000 - Office Supplies											
4526 - Fifth Third Bank	5682-ER-01/24	RICHARDS PCARD	Paid by EFT # 86146		02/05/2024	02/16/2024	02/16/2024		02/26/2024	85.36	
4526 - Fifth Third Bank	8854-RH-01/24	HAIN PCARD	Paid by EFT # 86146		02/05/2024	02/20/2024	02/20/2024		02/26/2024	336.43	
									Account 60000 - Office Supplies Totals	Invoice Transactions 2	<u>\$421.79</u>
Account 60010 - Operating Supplies											
3786 - Fox Valley Park District	1436	SOUTH SUBSTATION	Paid by Check # 383436		02/01/2024	02/02/2024	02/02/2024		02/13/2024	500.00	
1390 - Menards, Inc.	22179	Office Supplies	Paid by EFT # 85943		01/17/2024	02/02/2024	02/02/2024		02/13/2024	110.31	
3229 - Petty Cash-Sheriff	011724	COLLISION FORENSIC SOLUTIONS/ INV	Paid by Check # 383474		01/17/2024	02/01/2024	02/01/2024		02/13/2024	10,684.00	
			#68046								



Judiciary & Public Safety A/P by GL Distribution

Payment Date Range 02/01/24 - 02/29/24

Vendor	Invoice No.	Invoice Description	Status	Held Reason	Invoice Date	Due Date	G/L Date	Received Date	Payment Date	Invoice Amount
Fund 001 - General Fund										
Department 380 - Sheriff										
Sub-Department 380 - Sheriff										
Account 60010 - Operating Supplies										
3229 - Petty Cash-Sheriff	011724e	ARCHIVESOCIAL.LLC/ INV#284612	Paid by Check # 383474		01/17/2024	02/01/2024	02/01/2024		02/13/2024	4,188.00
2006 - Uline	172460964	Operating Supplies	Paid by EFT # 86026		12/22/2023	02/02/2024	02/02/2024		02/13/2024	239.88
3229 - Petty Cash-Sheriff	011124b	Fleetwood Financial/GETAC	Paid by Check # 383604		01/11/2024	02/15/2024	02/15/2024		02/26/2024	3,399.02
1859 - Airgas North Central, Inc.	5503803625	FORENSIC LAB	Paid by EFT # 86058		11/30/2023	02/15/2024	02/15/2024		02/26/2024	101.87
1859 - Airgas North Central, Inc.	9143879515	FORENSIC LAB	Paid by EFT # 86058		11/08/2023	02/15/2024	02/15/2024		02/26/2024	1,600.58
1859 - Airgas North Central, Inc.	5503041632	FORENSIC LAB	Paid by EFT # 86058		10/31/2023	02/15/2024	02/15/2024		02/26/2024	60.91
4526 - Fifth Third Bank	1568-DW-01/24	D. WOLF PCARD	Paid by EFT # 86146		02/05/2024	02/16/2024	02/16/2024		02/26/2024	5.00
4526 - Fifth Third Bank	0447-SB-01/24	BRUENING PCARD	Paid by EFT # 86146		02/05/2024	02/16/2024	02/16/2024		02/26/2024	1,304.64
4526 - Fifth Third Bank	6876-TR-01/24	RUPPEL PCARD	Paid by EFT # 86146		02/05/2024	02/16/2024	02/16/2024		02/26/2024	831.04
4526 - Fifth Third Bank	5682-ER-01/24	RICHARDS PCARD	Paid by EFT # 86146		02/05/2024	02/16/2024	02/16/2024		02/26/2024	1,124.03
4526 - Fifth Third Bank	5993-AD-01/24	DOMINGUEZ PCARD	Paid by EFT # 86146		02/05/2024	02/16/2024	02/16/2024		02/26/2024	1,142.90
4526 - Fifth Third Bank	0728-AJ-01/24	JOHNSON PCARD	Paid by EFT # 86146		02/05/2024	02/16/2024	02/16/2024		02/26/2024	81.22
4526 - Fifth Third Bank	5608-NM-01/24	MORAVEC PCARD	Paid by EFT # 86146		02/05/2024	02/16/2024	02/16/2024		02/26/2024	155.50
4526 - Fifth Third Bank	6766-EC-01/24	CATICH PCARD	Paid by EFT # 86146		02/05/2024	02/16/2024	02/16/2024		02/26/2024	5,375.10
4526 - Fifth Third Bank	0684-EM-01/24	MULDER PCARD	Paid by EFT # 86146		02/05/2024	02/16/2024	02/16/2024		02/26/2024	97.84
4526 - Fifth Third Bank	1751-JD-01/24	DAWSON PCARD	Paid by EFT # 86146		02/05/2024	02/16/2024	02/16/2024		02/26/2024	244.98
4526 - Fifth Third Bank	8854-RH-01/24	HAIN PCARD	Paid by EFT # 86146		02/05/2024	02/20/2024	02/20/2024		02/26/2024	2,206.48
								Account 60010 - Operating Supplies Totals		
								Invoice Transactions		20
										\$33,453.30
Account 60180 - S.W.A.T. Supplies										
3229 - Petty Cash-Sheriff	011624	J. THRUN/ TRAINING PER DIEM/ FULL DAY	Paid by Check # 383474		01/16/2024	01/29/2024	01/29/2024		02/13/2024	320.00
3229 - Petty Cash-Sheriff	011624a	McCOWAN/ TRAINING PER DIEM/ FULL DAY	Paid by Check # 383474		01/16/2024	01/29/2024	01/29/2024		02/13/2024	320.00



Judiciary & Public Safety A/P by GL Distribution

Payment Date Range 02/01/24 - 02/29/24

Vendor	Invoice No.	Invoice Description	Status	Held Reason	Invoice Date	Due Date	G/L Date	Received Date	Payment Date	Invoice Amount	
Fund 001 - General Fund											
Department 380 - Sheriff											
Sub-Department 380 - Sheriff											
Account 60180 - S.W.A.T. Supplies											
14211 - Viken Detection Corporation	8462	SWAT XRAY	Paid by EFT # 86033		01/26/2024	02/02/2024	11/30/2023		02/13/2024	52,110.00	
									Account 60180 - S.W.A.T. Supplies Totals	Invoice Transactions 3	<u>\$52,750.00</u>
Account 60190 - Bomb Squad Supplies											
4526 - Fifth Third Bank	1568-DW-01/24	D. WOLF PCARD	Paid by EFT # 86146		02/05/2024	02/16/2024	02/16/2024		02/26/2024	2,340.62	
									Account 60190 - Bomb Squad Supplies Totals	Invoice Transactions 1	<u>\$2,340.62</u>
Account 60210 - Uniform Supplies											
2120 - Ray O'Herron Co., Inc.	2286665	LAPENNA/ UNIFORMS	Paid by EFT # 85982		08/04/2023	02/02/2024	02/02/2024		02/13/2024	29.24	
2120 - Ray O'Herron Co., Inc.	2323575	FALLON/ UNIFORMS	Paid by EFT # 86269		02/08/2024	02/15/2024	02/15/2024		02/26/2024	34.70	
2120 - Ray O'Herron Co., Inc.	2323396	RUBIO/ VEST	Paid by EFT # 86269		02/07/2024	02/15/2024	02/15/2024		02/26/2024	103.27	
2120 - Ray O'Herron Co., Inc.	2322098	RUBIO/ VEST	Paid by EFT # 86269		02/01/2024	02/15/2024	02/15/2024		02/26/2024	49.30	
2120 - Ray O'Herron Co., Inc.	2319826	FALLON/ UNIFORMS	Paid by EFT # 86269		01/22/2024	02/15/2024	02/15/2024		02/26/2024	20.13	
2120 - Ray O'Herron Co., Inc.	2319050	CHAVEZ/ UNIFORMS	Paid by EFT # 86269		01/18/2024	02/15/2024	02/15/2024		02/26/2024	133.44	
2120 - Ray O'Herron Co., Inc.	2319049	ARROYO/ UNIFORMS	Paid by EFT # 86269		01/18/2024	02/15/2024	02/15/2024		02/26/2024	131.24	
2120 - Ray O'Herron Co., Inc.	2319284	FALLON/ UNIFORMS	Paid by EFT # 86269		01/19/2024	02/15/2024	02/15/2024		02/26/2024	478.83	
									Account 60210 - Uniform Supplies Totals	Invoice Transactions 8	<u>\$980.15</u>
Account 60220 - Weapons and Ammunition											
3229 - Petty Cash-Sheriff	011624c	BERETTA/ INV#3430428 RI/ ARX #24188	Paid by Check # 383474		01/16/2024	02/01/2024	02/01/2024		02/13/2024	1,499.00	
2120 - Ray O'Herron Co., Inc.	2319816	AMMO	Paid by EFT # 86269		01/22/2024	02/15/2024	02/15/2024		02/26/2024	772.00	
									Account 60220 - Weapons and Ammunition Totals	Invoice Transactions 2	<u>\$2,271.00</u>
Account 63040 - Fuel- Vehicles											
2209 - Suburban Propane	511609	Fuel, propane	Paid by Check # 383483		01/12/2024	02/02/2024	02/02/2024		02/13/2024	74.14	
13021 - WEX BANK	94984623	Fuel, diesel	Paid by EFT # 86044		01/31/2024	02/02/2024	02/02/2024		02/13/2024	26,835.59	
6477 - Al Warren Oil Company, Inc.	W1629147	Fuel	Paid by Check # 383523		02/08/2024	02/15/2024	02/15/2024		02/26/2024	5,132.88	
									Account 63040 - Fuel- Vehicles Totals	Invoice Transactions 3	<u>\$32,042.61</u>



Judiciary & Public Safety A/P by GL Distribution

Payment Date Range 02/01/24 - 02/29/24

Vendor	Invoice No.	Invoice Description	Status	Held Reason	Invoice Date	Due Date	G/L Date	Received Date	Payment Date	Invoice Amount	
Fund 001 - General Fund											
Department 380 - Sheriff											
Sub-Department 382 - Adult Corrections											
Account 50210 - Medical/Dental/Hospital Services											
Sub-Department 380 - Sheriff Totals										Invoice Transactions 147	\$198,015.27
12596 - Lighthouse Recovery, Inc.	8259	Medical Contracts	Paid by EFT # 85934		02/01/2024	02/02/2024	02/02/2024		02/13/2024	25,000.00	
9552 - Wagner Investigative Polygraph Service	2401003	Polygraph Exam	Paid by EFT # 86034		02/02/2024	02/02/2024	02/02/2024		02/13/2024	500.00	
13814 - Wellpath, LLC	INV0114241	Medical Contracts	Paid by EFT # 86038		02/01/2024	02/02/2024	02/02/2024		02/13/2024	273,161.95	
1013 - Wexford Health Sources Inc	01182024	Settlement agreement	Paid by Check # 383497		01/18/2024	02/02/2024	11/30/2023		02/13/2024	1,250,000.00	
12596 - Lighthouse Recovery, Inc.	8258	Medical Contracts	Paid by EFT # 86213		02/01/2024	02/15/2024	02/15/2024		02/26/2024	30,000.00	
12965 - COPS Testing Service Inc	108719	Employee Physicals	Paid by EFT # 86115		01/05/2024	02/15/2024	02/15/2024		02/26/2024	900.00	
12965 - COPS Testing Service Inc	108765	Employee Physicals	Paid by EFT # 86115		01/24/2024	02/15/2024	02/15/2024		02/26/2024	2,000.00	
12965 - COPS Testing Service Inc	108670	Employee Physicals	Paid by EFT # 86115		12/13/2023	02/15/2024	02/15/2024		02/26/2024	450.00	
Account 50210 - Medical/Dental/Hospital Services Totals										Invoice Transactions 8	\$1,582,011.95
Account 52150 - Repairs and Maint- Comm Equip											
3224 - Chicago Communications, LLC	349647	JAIL ANTENNA	Paid by EFT # 85815		01/19/2024	02/02/2024	02/02/2024		02/13/2024	1,260.00	
4526 - Fifth Third Bank	5682-ER-01/24	RICHARDS PCARD	Paid by EFT # 86146		02/05/2024	02/16/2024	02/16/2024		02/26/2024	513.00	
Account 52150 - Repairs and Maint- Comm Equip Totals										Invoice Transactions 2	\$1,773.00
Account 53110 - Employee Training											
3229 - Petty Cash-Sheriff	011824	NEMRT FTO CLASS/ OFC. BENSON	Paid by Check # 383474		01/18/2024	02/02/2024	02/02/2024		02/13/2024	247.50	
4526 - Fifth Third Bank	1751-JD-01/24	DAWSON PCARD	Paid by EFT # 86146		02/05/2024	02/16/2024	02/16/2024		02/26/2024	4,599.02	
Account 53110 - Employee Training Totals										Invoice Transactions 2	\$4,846.52
Account 60000 - Office Supplies											
4526 - Fifth Third Bank	5682-ER-01/24	RICHARDS PCARD	Paid by EFT # 86146		02/05/2024	02/16/2024	02/16/2024		02/26/2024	20.07	
Account 60000 - Office Supplies Totals										Invoice Transactions 1	\$20.07
Account 60010 - Operating Supplies											
3578 - Warehouse Direct, Inc.	5643977-0	Operating Supplies	Paid by EFT # 86035		01/09/2024	02/02/2024	02/02/2024		02/13/2024	281.91	
3578 - Warehouse Direct, Inc.	5648230-0	Operating Supplies	Paid by EFT # 86035		01/16/2024	02/02/2024	02/02/2024		02/13/2024	281.91	
3578 - Warehouse Direct, Inc.	5657182-0	Operating Supplies	Paid by EFT # 86035		01/30/2024	02/02/2024	02/02/2024		02/13/2024	281.91	



Judiciary & Public Safety A/P by GL Distribution

Payment Date Range 02/01/24 - 02/29/24

Vendor	Invoice No.	Invoice Description	Status	Held Reason	Invoice Date	Due Date	G/L Date	Received Date	Payment Date	Invoice Amount
Fund 001 - General Fund										
Department 380 - Sheriff										
Sub-Department 382 - Adult Corrections										
Account 60010 - Operating Supplies										
1679 - McMaster-Carr Supply Co	19267482	Equipment	Paid by EFT #		12/18/2023	02/02/2024	02/02/2024		02/13/2024	793.53
		Parts/Supplies	85941							
3229 - Petty Cash-Sheriff	011624d	STERICYCLE-SHRED	Paid by Check		01/16/2024	02/02/2024	02/02/2024		02/13/2024	590.00
		IT/ INV #8005446748	# 383474							
		& 8005753960								
11860 - Valdes LLC	80084	2Ply Toilet Tissue	Paid by EFT #		01/05/2024	02/02/2024	02/02/2024		02/13/2024	999.25
		500sheet/rl 96/cse	86027							
11860 - Valdes LLC	80249	2Ply Toilet Tissue	Paid by EFT #		01/10/2024	02/02/2024	02/02/2024		02/13/2024	999.25
		500sheet/rl 96/cse	86027							
11860 - Valdes LLC	80800	2Ply Toilet Tissue	Paid by EFT #		01/25/2024	02/02/2024	02/02/2024		02/13/2024	999.25
		500sheet/rl 96/cse	86027							
11860 - Valdes LLC	80994	2Ply Toilet Tissue	Paid by EFT #		01/30/2024	02/02/2024	02/02/2024		02/13/2024	999.25
		500sheet/rl 96/cse	86027							
11860 - Valdes LLC	80481	2Ply Toilet Tissue	Paid by EFT #		01/18/2024	02/02/2024	02/02/2024		02/13/2024	999.25
		500sheet/rl 96/cse	86027							
11860 - Valdes LLC	81289	2Ply Toilet Tissue	Paid by EFT #		02/06/2024	02/15/2024	02/15/2024		02/26/2024	999.25
		500sheet/rl 96/cse	86336							
3578 - Warehouse Direct, Inc.	5661751-0	Office Supplies	Paid by EFT #		02/06/2024	02/15/2024	02/15/2024		02/26/2024	281.91
			86345							
4526 - Fifth Third Bank	5682-ER-01/24	RICHARDS PCARD	Paid by EFT #		02/05/2024	02/16/2024	02/16/2024		02/26/2024	159.90
			86146							
4526 - Fifth Third Bank	5993-AD-01/24	DOMINGUEZ PCARD	Paid by EFT #		02/05/2024	02/16/2024	02/16/2024		02/26/2024	161.25
			86146							
4526 - Fifth Third Bank	1979-PO-01/24	OSMANI PCARD	Paid by EFT #		02/05/2024	02/16/2024	02/16/2024		02/26/2024	279.28
			86146							
4526 - Fifth Third Bank	1751-JD-01/24	DAWSON PCARD	Paid by EFT #		02/05/2024	02/16/2024	02/16/2024		02/26/2024	76.00
			86146							
4526 - Fifth Third Bank	8854-RH-01/24	HAIN PCARD	Paid by EFT #		02/05/2024	02/20/2024	02/20/2024		02/26/2024	26.03
			86146							
								Account 60010 - Operating Supplies Totals	Invoice Transactions 17	\$9,209.13
Account 60210 - Uniform Supplies										
2120 - Ray O'Herron Co., Inc.	2316444	KMIECIAK/ UNIFORMS	Paid by EFT #		01/03/2024	02/02/2024	02/02/2024		02/13/2024	146.81
			85982							
2120 - Ray O'Herron Co., Inc.	2316705	KMIECIAK/ UNIFORMS	Paid by EFT #		01/04/2024	02/02/2024	02/02/2024		02/13/2024	259.52
			85982							
2225 - Cintas Corporation	4178986976	MAINTENANCE	Paid by Check		01/03/2024	02/02/2024	02/02/2024		02/13/2024	60.04
		UNIFORMS	# 383401							
		LAUNDERED								
2225 - Cintas Corporation	4179665965	MAINTENANCE	Paid by Check		01/09/2024	02/02/2024	02/02/2024		02/13/2024	60.04
		UNIFORMS	# 383401							
		LAUNDERED								



Judiciary & Public Safety A/P by GL Distribution

Payment Date Range 02/01/24 - 02/29/24

Vendor	Invoice No.	Invoice Description	Status	Held Reason	Invoice Date	Due Date	G/L Date	Received Date	Payment Date	Invoice Amount	
Fund 001 - General Fund											
Department 380 - Sheriff											
Sub-Department 382 - Adult Corrections											
Account 60210 - Uniform Supplies											
2225 - Cintas Corporation	4180389732	MAINTENANCE UNIFORMS LAUNDERED	Paid by Check # 383401		01/16/2024	02/02/2024	02/02/2024		02/13/2024	60.04	
2225 - Cintas Corporation	4181091471	MAINTENANCE UNIFORMS LAUNDERED	Paid by Check # 383401		01/23/2024	02/02/2024	02/02/2024		02/13/2024	60.04	
2225 - Cintas Corporation	4181818079	MAINTENANCE UNIFORMS LAUNDERED	Paid by Check # 383401		01/30/2024	02/02/2024	02/02/2024		02/13/2024	60.04	
2225 - Cintas Corporation	4182538769	MAINTENANCE UNIFORMS LAUNDERED	Paid by Check # 383538		02/06/2024	02/15/2024	02/15/2024		02/26/2024	60.04	
									Account 60210 - Uniform Supplies Totals	Invoice Transactions 8	\$766.57
Account 60230 - Food											
1435 - Aramark Services, Inc.	200526800-000894	Cafeteria, kitchen equipment, food service, and supplies	Paid by Check # 383391		01/24/2024	02/02/2024	02/02/2024		02/13/2024	12.24	
1435 - Aramark Services, Inc.	200526800-000891	Cafeteria, kitchen equipment, food service, and supplies	Paid by Check # 383391		01/17/2024	02/02/2024	02/02/2024		02/13/2024	111.24	
1435 - Aramark Services, Inc.	200526800-000888	Cafeteria, kitchen equipment, food service, and supplies	Paid by Check # 383391		01/10/2024	02/02/2024	02/02/2024		02/13/2024	59.40	
1435 - Aramark Services, Inc.	200526800-000885	Cafeteria, kitchen equipment, food service, and supplies	Paid by Check # 383391		01/03/2024	02/02/2024	02/02/2024		02/13/2024	21.60	
1435 - Aramark Services, Inc.	200526800-000884	Inmate Food	Paid by Check # 383391		01/03/2024	02/02/2024	02/02/2024		02/13/2024	11,232.20	
1435 - Aramark Services, Inc.	200526800-000887	Inmate Food	Paid by Check # 383391		01/10/2024	02/02/2024	02/02/2024		02/13/2024	11,681.55	
1435 - Aramark Services, Inc.	200526800-000890	Inmate Food	Paid by Check # 383391		01/17/2024	02/02/2024	02/02/2024		02/13/2024	12,105.93	
1435 - Aramark Services, Inc.	200526800-000893	Inmate Food	Paid by Check # 383391		01/24/2024	02/02/2024	02/02/2024		02/13/2024	12,254.91	
1435 - Aramark Services, Inc.	200526800-000896	Inmate Food	Paid by Check # 383391		01/31/2024	02/02/2024	02/02/2024		02/13/2024	12,283.22	
1435 - Aramark Services, Inc.	200526800-000897	Cafeteria, kitchen equipment, food service, and supplies	Paid by Check # 383391		01/31/2024	02/02/2024	02/02/2024		02/13/2024	28.62	
3229 - Petty Cash-Sheriff	011624e	DEKALB CO SHERIFF'S OFFICE/ HOUSING	Paid by Check # 383474		01/16/2024	02/02/2024	02/02/2024		02/13/2024	4,575.00	



Judiciary & Public Safety A/P by GL Distribution

Payment Date Range 02/01/24 - 02/29/24

Vendor	Invoice No.	Invoice Description	Status	Held Reason	Invoice Date	Due Date	G/L Date	Received Date	Payment Date	Invoice Amount
Fund 001 - General Fund										
Department 380 - Sheriff										
Sub-Department 382 - Adult Corrections										
Account 60230 - Food										
13801 - Porfirio Roman Ramirez	29	Contractual Services	Paid by EFT # 85990		01/27/2024	02/02/2024	02/02/2024		02/13/2024	2,590.00
3578 - Warehouse Direct, Inc.	5652322-0	Office Supplies	Paid by EFT # 86035		01/23/2024	02/02/2024	02/02/2024		02/13/2024	281.91
13801 - Porfirio Roman Ramirez	30	Contractual Services	Paid by EFT # 86277		02/10/2024	02/15/2024	02/15/2024		02/26/2024	2,730.00
13941 - Securus Monitor. dba Satellite Tracking of People	STPINV00122842	EHM SERVICES	Paid by EFT # 86290		01/31/2024	02/15/2024	02/15/2024		02/26/2024	6,372.00
3229 - Petty Cash-Sheriff	010324	Transp meal- Lucania	Paid by Check # 383604		01/03/2024	02/15/2024	02/15/2024		02/26/2024	16.00
3229 - Petty Cash-Sheriff	010324a	Transp meal- Trygar	Paid by Check # 383604		01/03/2024	02/15/2024	02/15/2024		02/26/2024	16.00
1435 - Aramark Services, Inc.	200526800-000899	Inmate Food	Paid by Check # 383524		02/07/2024	02/15/2024	02/15/2024		02/26/2024	12,020.04
1435 - Aramark Services, Inc.	200526800-000900	Cafeteria, kitchen equipment, food service, and supplies	Paid by Check # 383524		02/07/2024	02/15/2024	02/15/2024		02/26/2024	22.68
3509 - DS Services of America, Inc. dba Primo Water NA	23848730012024	SHERIFF- PATROL AREA	Paid by EFT # 86128		01/20/2024	02/15/2024	02/15/2024		02/26/2024	11.93
3509 - DS Services of America, Inc. dba Primo Water NA	23848104012024	JUDICIAL CTR COURT SECURITY	Paid by EFT # 86128		01/20/2024	02/15/2024	02/15/2024		02/26/2024	44.59
3509 - DS Services of America, Inc. dba Primo Water NA	23848184012024	SHERIFF (ADMINISTRATION)	Paid by EFT # 86128		01/20/2024	02/15/2024	02/15/2024		02/26/2024	172.81
3509 - DS Services of America, Inc. dba Primo Water NA	23848120012024	SHERIFF JAIL	Paid by EFT # 86128		01/20/2024	02/15/2024	02/15/2024		02/26/2024	28.73
3509 - DS Services of America, Inc. dba Primo Water NA	23838457012024	SHERIFF RANGE	Paid by EFT # 86128		01/20/2024	02/15/2024	02/15/2024		02/26/2024	2.99
3509 - DS Services of America, Inc. dba Primo Water NA	23838955012024	SHERIFF INVESTIGATION	Paid by EFT # 86128		01/20/2024	02/15/2024	02/15/2024		02/26/2024	36.01
3509 - DS Services of America, Inc. dba Primo Water NA	23842726012024	SHERIFF- FLEET MGT AND TRNG	Paid by EFT # 86128		01/20/2024	02/15/2024	02/15/2024		02/26/2024	7.28
3509 - DS Services of America, Inc. dba Primo Water NA	23848195012024	SHERIFF- BRANCH COURT SECURITY	Paid by EFT # 86128		01/20/2024	02/15/2024	02/15/2024		02/26/2024	11.57
4526 - Fifth Third Bank	0728-AJ-01/24	JOHNSON PCARD	Paid by EFT # 86146		02/05/2024	02/16/2024	02/16/2024		02/26/2024	214.50
4526 - Fifth Third Bank	1979-PO-01/24	OSMANI PCARD	Paid by EFT # 86146		02/05/2024	02/16/2024	02/16/2024		02/26/2024	603.25
							Account 60230 - Food Totals		Invoice Transactions 29	\$89,548.20
							Sub-Department 382 - Adult Corrections Totals		Invoice Transactions 67	\$1,688,175.44



Judiciary & Public Safety A/P by GL Distribution

Payment Date Range 02/01/24 - 02/29/24

Vendor	Invoice No.	Invoice Description	Status	Held Reason	Invoice Date	Due Date	G/L Date	Received Date	Payment Date	Invoice Amount
Fund 001 - General Fund										
Department 380 - Sheriff										
Sub-Department 400 - Court Security										
Account 50150 - Contractual/Consulting Services										
3229 - Petty Cash-Sheriff	012524	KEN CYZEN/CONTRACTUAL SERVICES	Paid by Check # 383474		01/25/2024	02/01/2024	02/01/2024		02/13/2024	2,250.00
							Account 50150 - Contractual/Consulting Services Totals		Invoice Transactions 1	<u>\$2,250.00</u>
Account 52160 - Repairs and Maint- Equipment										
8601 - Johnson Controls Security Solutions (Tyco)	39748231	Services - Security, & Access Control Systems	Paid by EFT # 86193		01/25/2024	02/15/2024	02/15/2024		02/26/2024	1,839.75
							Account 52160 - Repairs and Maint- Equipment Totals		Invoice Transactions 1	<u>\$1,839.75</u>
Account 53110 - Employee Training										
3229 - Petty Cash-Sheriff	011724d	ZACKERY/ TRAINING PER DIEM/ LUNCH	Paid by Check # 383474		01/17/2024	02/01/2024	02/01/2024		02/13/2024	80.00
3229 - Petty Cash-Sheriff	011724f	GIANETTO/ TRAINING PER DIEM/ LUNCH	Paid by Check # 383474		01/17/2024	02/02/2024	02/02/2024		02/13/2024	96.00
							Account 53110 - Employee Training Totals		Invoice Transactions 2	<u>\$176.00</u>
Account 53160 - Pre-Employment Physicals										
12965 - COPS Testing Service Inc	108724	Employee Physicals	Paid by EFT # 85844		12/13/2023	02/02/2024	02/02/2024		02/13/2024	900.00
							Account 53160 - Pre-Employment Physicals Totals		Invoice Transactions 1	<u>\$900.00</u>
Account 60210 - Uniform Supplies										
2120 - Ray O'Herron Co., Inc.	2263734	Uniforms	Paid by EFT # 85982		04/12/2023	02/01/2024	02/01/2024		02/13/2024	655.07
2120 - Ray O'Herron Co., Inc.	2320718	GIANETTO/ UNIFORMS	Paid by EFT # 85982		01/26/2024	02/02/2024	02/02/2024		02/13/2024	233.76
							Account 60210 - Uniform Supplies Totals		Invoice Transactions 2	<u>\$888.83</u>
							Sub-Department 400 - Court Security Totals		Invoice Transactions 7	<u>\$6,054.58</u>
							Department 380 - Sheriff Totals		Invoice Transactions 221	<u>\$1,892,245.29</u>
Department 420 - Merit Commission										
Sub-Department 420 - Merit Commission										
Account 53120 - Employee Mileage Expense										
10547 - PETER J BURGERT	1312024	MILEAGE	Paid by Check # 383396		01/31/2024	01/31/2024	01/31/2024	01/31/2024	02/13/2024	222.70
							Account 53120 - Employee Mileage Expense Totals		Invoice Transactions 1	<u>\$222.70</u>
Account 60000 - Office Supplies										
1338 - Image-Pro Services & Supplies Inc	28106	OFFICE SUPPLIES	Paid by EFT # 85909		01/26/2024	02/02/2024	01/26/2024	01/26/2024	02/13/2024	112.92
1338 - Image-Pro Services & Supplies Inc	28115	OFFICE SUPPLIES	Paid by EFT # 86181		01/26/2024	02/14/2024	02/14/2024		02/26/2024	606.07
							Account 60000 - Office Supplies Totals		Invoice Transactions 2	<u>\$718.99</u>
							Sub-Department 420 - Merit Commission Totals		Invoice Transactions 3	<u>\$941.69</u>
							Department 420 - Merit Commission Totals		Invoice Transactions 3	<u>\$941.69</u>



Judiciary & Public Safety A/P by GL Distribution

Payment Date Range 02/01/24 - 02/29/24

Vendor	Invoice No.	Invoice Description	Status	Held Reason	Invoice Date	Due Date	G/L Date	Received Date	Payment Date	Invoice Amount	
Fund 001 - General Fund											
Department 430 - Court Services											
Sub-Department 430 - Court Services Administration											
Account 50160 - Legal Services											
11293 - Clausen Miller P.C.	30251122	SUMMARY OF SERVICES RENDERED 01/12/2024	Paid by EFT # 85837		01/12/2024	01/29/2024	01/29/2024	01/29/2024	02/13/2024	2,520.00	
									Account 50160 - Legal Services Totals	Invoice Transactions 1	<u>\$2,520.00</u>
Account 52140 - Repairs and Maint- Copiers											
13153 - Toshiba America Business Solutions, Inc	6208574	5644499-2562 Admin 11/1/23-1/31/24	Paid by EFT # 86316		02/02/2024	02/14/2024	02/14/2024	02/14/2024	02/26/2024	106.19	
									Account 52140 - Repairs and Maint- Copiers Totals	Invoice Transactions 1	<u>\$106.19</u>
Account 52240 - Repairs and Maint- Office Equip											
9179 - iTouch Biometrics, LLC	6540	Yearly Accurate ID Software Maintenance	Paid by EFT # 86187		01/30/2024	02/14/2024	02/14/2024	02/14/2024	02/26/2024	123.75	
									Account 52240 - Repairs and Maint- Office Equip Totals	Invoice Transactions 1	<u>\$123.75</u>
									Sub-Department 430 - Court Services Administration Totals	Invoice Transactions 3	<u>\$2,749.94</u>
Sub-Department 431 - Adult Court Services											
Account 50340 - Software Licensing Cost											
5515 - Open Text Inc	9004385353	ENCASE, GUIDANCE 12/28/23-12/27/24	Paid by EFT # 85959		11/27/2023	02/01/2024	02/01/2024	02/01/2024	02/13/2024	845.78	
									Account 50340 - Software Licensing Cost Totals	Invoice Transactions 1	<u>\$845.78</u>
Account 50500 - Lab Services											
1062 - Redwood Toxicology Inc.	00902820241	St Charles Testing January 2024	Paid by EFT # 86271		01/31/2024	02/14/2024	02/14/2024	02/14/2024	02/26/2024	1,038.20	
1062 - Redwood Toxicology Inc.	10102820241	DPP Testing January 2024	Paid by EFT # 86271		01/31/2024	02/14/2024	02/14/2024	02/14/2024	02/26/2024	275.39	
1062 - Redwood Toxicology Inc.	00902720241	Elgin Testing January 2024	Paid by EFT # 86271		01/31/2024	02/14/2024	02/14/2024	02/14/2024	02/26/2024	1,242.60	
1062 - Redwood Toxicology Inc.	01855920241	VET Testing January 2024	Paid by EFT # 86271		01/31/2024	02/14/2024	02/14/2024	02/14/2024	02/26/2024	559.20	
									Account 50500 - Lab Services Totals	Invoice Transactions 4	<u>\$3,115.39</u>
Account 52140 - Repairs and Maint- Copiers											
13153 - Toshiba America Business Solutions, Inc	6208754	2694007-2562 Elgin, St Charles 1/1/24-1/31/24	Paid by EFT # 86316		02/02/2024	02/14/2024	02/14/2024	02/14/2024	02/26/2024	60.28	
									Account 52140 - Repairs and Maint- Copiers Totals	Invoice Transactions 1	<u>\$60.28</u>
Account 52150 - Repairs and Maint- Comm Equip											
1604 - Motorola Solutions Inc	8015620231101	3010235164-0001 - CS 6 WAVE MTHLY CHG DEC23	Paid by EFT # 85950		12/01/2023	01/31/2024	01/31/2024	01/26/2024	02/13/2024	320.00	
1604 - Motorola Solutions Inc	8085120231204	3010235184-0001 6 WAVE MTHLY CHG JAN24	Paid by EFT # 85949		01/01/2024	01/31/2024	01/31/2024	01/26/2024	02/13/2024	320.00	



Judiciary & Public Safety A/P by GL Distribution

Payment Date Range 02/01/24 - 02/29/24

Vendor	Invoice No.	Invoice Description	Status	Held Reason	Invoice Date	Due Date	G/L Date	Received Date	Payment Date	Invoice Amount	
Fund 001 - General Fund											
Department 430 - Court Services											
Sub-Department 431 - Adult Court Services											
Account 52150 - Repairs and Maint- Comm Equip											
1604 - Motorola Solutions Inc	8156620240102	Radio Communication	Paid by EFT # 86226		02/01/2024	02/14/2024	02/14/2024	02/14/2024	02/26/2024	320.00	
									Account 52150 - Repairs and Maint- Comm Equip Totals	Invoice Transactions 3	<u>\$960.00</u>
Account 52180 - Building Space Rental											
8251 - 105 Grove LLC	FYMAR2024	ELGIN MAR24 RENT	Paid by EFT # 85771		02/01/2024	02/01/2024	02/01/2024	01/31/2024	02/13/2024	2,835.21	
									Account 52180 - Building Space Rental Totals	Invoice Transactions 1	<u>\$2,835.21</u>
Account 52230 - Repairs and Maint- Vehicles											
12879 - SC Auto Inc DBA Midas Auto Service	3069773	M227347 ST CHARLES WIPER BLADES	Paid by EFT # 85998		01/18/2024	01/22/2024	01/22/2024	01/22/2024	02/13/2024	49.99	
12879 - SC Auto Inc DBA Midas Auto Service	3069774	M183231 AURORA CAR MAINTENANCE	Paid by EFT # 85998		01/19/2024	01/29/2024	01/29/2024	01/29/2024	02/13/2024	2,998.00	
12879 - SC Auto Inc DBA Midas Auto Service	3069871	M183231 OIL CHANGE	Paid by EFT # 85998		02/01/2024	02/02/2024	02/02/2024	02/02/2024	02/13/2024	75.09	
12879 - SC Auto Inc DBA Midas Auto Service	3069809	M227348 TIRES, WHEEL ALGINMENT, FUEL INDUCT CLEANER, BRAKE FLUID	Paid by EFT # 86287		01/25/2024	02/13/2024	02/13/2024	02/05/2024	02/26/2024	2,711.70	
11377 - Via Carlita, LLC dba Hawk Ford of St. Charles	542364	S114248 M227348 ALL WHEEL DRIVE NOT WORKING	Paid by EFT # 86339		02/07/2024	02/15/2024	02/15/2024	02/15/2024	02/26/2024	1,171.78	
4115 - Chad's Towing & Recovery, Inc.	79206	M183231 Ford Focus Towing	Paid by Check # 383535		01/31/2024	02/14/2024	02/14/2024	02/14/2024	02/26/2024	121.00	
13691 - Safelite Fulfillment, Inc.	04782-68594	564296-201138 M227383 REPLACE WINDSHIELD	Paid by EFT # 86283		01/18/2024	02/15/2024	02/15/2024	02/15/2024	02/26/2024	884.18	
									Account 52230 - Repairs and Maint- Vehicles Totals	Invoice Transactions 7	<u>\$8,011.74</u>
Account 52240 - Repairs and Maint- Office Equip											
9179 - iTouch Biometrics, LLC	6540	Yearly Accurate ID Software Maintenance	Paid by EFT # 86187		01/30/2024	02/14/2024	02/14/2024	02/14/2024	02/26/2024	123.75	
									Account 52240 - Repairs and Maint- Office Equip Totals	Invoice Transactions 1	<u>\$123.75</u>
Account 53120 - Employee Mileage Expense											
4714 - Sousie Jenkins	020824	C/S Mileage PEV	Paid by EFT # 86189		02/08/2024	02/14/2024	02/14/2024	02/14/2024	02/26/2024	30.82	
									Account 53120 - Employee Mileage Expense Totals	Invoice Transactions 1	<u>\$30.82</u>
Account 55000 - Miscellaneous Contractual Exp											
3509 - DS Services of America, Inc. dba Primo Water NA	23847936 012024	AURORA WATER JAN24	Paid by EFT # 86128		01/20/2024	02/13/2024	02/13/2024	02/13/2024	02/26/2024	24.44	



Judiciary & Public Safety A/P by GL Distribution

Payment Date Range 02/01/24 - 02/29/24

Vendor	Invoice No.	Invoice Description	Status	Held Reason	Invoice Date	Due Date	G/L Date	Received Date	Payment Date	Invoice Amount	
Fund 001 - General Fund											
Department 430 - Court Services											
Sub-Department 431 - Adult Court Services											
Account 55000 - Miscellaneous Contractual Exp											
3509 - DS Services of America, Inc. dba Primo Water NA	23847952 012024	ELGIN WATER JAN24	Paid by EFT # 86128		01/20/2024	02/13/2024	02/13/2024	02/13/2024	02/26/2024	37.31	
3509 - DS Services of America, Inc. dba Primo Water NA	23848092 012024	ST CHARLES WATER JAN24	Paid by EFT # 86128		01/20/2024	02/13/2024	02/13/2024	02/13/2024	02/26/2024	101.66	
									Account 55000 - Miscellaneous Contractual Exp Totals	Invoice Transactions 3	<u>\$163.41</u>
Account 60000 - Office Supplies											
4526 - Fifth Third Bank	0802-ES-01/24	JAN23 Pcard chgs	Paid by EFT # 86146		02/05/2024	02/14/2024	02/14/2024	02/14/2024	02/26/2024	751.65	
3578 - Warehouse Direct, Inc.	5667015-0	142052 37 ST CHARLES SUPPLIES	Paid by EFT # 86345		02/14/2024	02/15/2024	02/15/2024	02/15/2024	02/26/2024	145.19	
									Account 60000 - Office Supplies Totals	Invoice Transactions 2	<u>\$896.84</u>
Account 63040 - Fuel- Vehicles											
13021 - WEX BANK	94977776	710909-3 CS FUEL - GAS CARDS JAN24	Paid by EFT # 86044		01/31/2024	02/02/2024	02/02/2024	02/01/2024	02/13/2024	325.87	
									Account 63040 - Fuel- Vehicles Totals	Invoice Transactions 1	<u>\$325.87</u>
									Sub-Department 431 - Adult Court Services Totals	Invoice Transactions 25	<u>\$17,369.09</u>
Sub-Department 432 - Treatment Alternative Court											
Account 50200 - Psychological/Psychiatric											
6783 - Nancy Bagley	0000041	[REDACTED]	Paid by EFT # 85785		01/22/2024	01/22/2024	01/22/2024	01/22/2024	02/13/2024	500.00	
3521 - Ecker Center for Mental Health	24-02-01 TAC	[REDACTED]	Paid by EFT # 85863		02/01/2024	02/02/2024	01/31/2024	02/02/2024	02/13/2024	2,500.00	
									Account 50200 - Psychological/Psychiatric Svcs Totals	Invoice Transactions 2	<u>\$3,000.00</u>
Account 50500 - Lab Services											
1062 - Redwood Toxicology Inc.	10044120241	TAC Testing January 2024	Paid by EFT # 86271		01/31/2024	02/14/2024	02/14/2024	02/14/2024	02/26/2024	1,126.10	
									Account 50500 - Lab Services Totals	Invoice Transactions 1	<u>\$1,126.10</u>
Account 52240 - Repairs and Maint- Office Equip											
9179 - iTouch Biometrics, LLC	6540	Yearly Accurate ID Software Maintenance	Paid by EFT # 86187		01/30/2024	02/14/2024	02/14/2024	02/14/2024	02/26/2024	123.75	
									Account 52240 - Repairs and Maint- Office Equip Totals	Invoice Transactions 1	<u>\$123.75</u>
Account 53110 - Employee Training											
13663 - Jessica Newsome	1312024JN	JAN LCSW SUPERVISION K REED	Paid by EFT # 86231		01/31/2024	02/13/2024	02/13/2024	02/13/2024	02/26/2024	240.00	
									Account 53110 - Employee Training Totals	Invoice Transactions 1	<u>\$240.00</u>
Account 60450 - Drug Court Graduation Supplies											
11650 - Julissa Gonzalez	012624	TAC GRADUATION GIFT	Paid by EFT # 85889		01/26/2024	01/29/2024	01/29/2024	01/29/2024	02/13/2024	28.97	



Judiciary & Public Safety A/P by GL Distribution

Payment Date Range 02/01/24 - 02/29/24

Vendor	Invoice No.	Invoice Description	Status	Held Reason	Invoice Date	Due Date	G/L Date	Received Date	Payment Date	Invoice Amount
Fund 001 - General Fund										
Department 430 - Court Services										
Sub-Department 432 - Treatment Alternative Court										
Account 60450 - Drug Court Graduation Supplies										
4526 - Fifth Third Bank	0802-ES-01/24	JAN23 Pcard chgs	Paid by EFT # 86146		02/05/2024	02/14/2024	02/14/2024	02/14/2024	02/26/2024	365.52
								Account 60450 - Drug Court Graduation Supplies Totals	Invoice Transactions 2	<u>\$394.49</u>
Account 60520 - Incentives										
4526 - Fifth Third Bank	1363-LH-01/24	VENTRA GROUP SALES	Paid by EFT # 86146		02/05/2024	02/13/2024	02/13/2024	02/13/2024	02/26/2024	80.00
4526 - Fifth Third Bank	0802-ES-01/24	JAN23 Pcard chgs	Paid by EFT # 86146		02/05/2024	02/14/2024	02/14/2024	02/14/2024	02/26/2024	120.00
								Account 60520 - Incentives Totals	Invoice Transactions 2	<u>\$200.00</u>
								Sub-Department 432 - Treatment Alternative Court Totals	Invoice Transactions 9	<u>\$5,084.34</u>
Sub-Department 434 - Juvenile Court Services										
Account 50500 - Lab Services										
1062 - Redwood Toxicology Inc.	00902620241	Aurora Testing January 2024	Paid by EFT # 86271		01/31/2024	02/14/2024	02/14/2024	02/14/2024	02/26/2024	1,461.40
								Account 50500 - Lab Services Totals	Invoice Transactions 1	<u>\$1,461.40</u>
Account 52110 - Repairs and Maint- Buildings										
1216 - Waste Management of Illinois - West	4264340-2011-8	Aurora Waste Service 2/1/24-2/29/24	Paid by EFT # 86347		02/05/2024	02/14/2024	02/14/2024	02/14/2024	02/26/2024	238.54
								Account 52110 - Repairs and Maint- Buildings Totals	Invoice Transactions 1	<u>\$238.54</u>
Account 52140 - Repairs and Maint- Copiers										
13153 - Toshiba America Business Solutions, Inc	6208721	5643342-2562 Aurora 1/1/24-1/31/24	Paid by EFT # 86316		02/02/2024	02/14/2024	02/14/2024	02/14/2024	02/26/2024	6.62
								Account 52140 - Repairs and Maint- Copiers Totals	Invoice Transactions 1	<u>\$6.62</u>
Account 52180 - Building Space Rental										
8251 - 105 Grove LLC	FYMAR2024	ELGIN MAR24 RENT	Paid by EFT # 85771		02/01/2024	02/01/2024	02/01/2024	01/31/2024	02/13/2024	2,835.21
								Account 52180 - Building Space Rental Totals	Invoice Transactions 1	<u>\$2,835.21</u>
Account 52240 - Repairs and Maint- Office Equip										
9179 - iTouch Biometrics, LLC	6540	Yearly Accurate ID Software Maintenance	Paid by EFT # 86187		01/30/2024	02/14/2024	02/14/2024	02/14/2024	02/26/2024	123.75
								Account 52240 - Repairs and Maint- Office Equip Totals	Invoice Transactions 1	<u>\$123.75</u>
Account 60000 - Office Supplies										
4526 - Fifth Third Bank	0802-ES-01/24	JAN23 Pcard chgs	Paid by EFT # 86146		02/05/2024	02/14/2024	02/14/2024	02/14/2024	02/26/2024	206.63
								Account 60000 - Office Supplies Totals	Invoice Transactions 1	<u>\$206.63</u>



Judiciary & Public Safety A/P by GL Distribution

Payment Date Range 02/01/24 - 02/29/24

Vendor	Invoice No.	Invoice Description	Status	Held Reason	Invoice Date	Due Date	G/L Date	Received Date	Payment Date	Invoice Amount	
Fund 001 - General Fund											
Department 430 - Court Services											
Sub-Department 434 - Juvenile Court Services											
Account 60010 - Operating Supplies											
4526 - Fifth Third Bank	0802-ES-01/24	JAN23 Pcard chgs	Paid by EFT # 86146		02/05/2024	02/14/2024	02/14/2024	02/14/2024	02/26/2024	26.94	
									Account 60010 - Operating Supplies Totals	Invoice Transactions 1	<u>26.94</u>
Account 60020 - Computer Related Supplies											
5540 - The Tree House Inc	124111	AURORA TONER	Paid by Check # 383486		01/08/2024	01/22/2024	01/22/2024	01/22/2024	02/13/2024	465.23	
5540 - The Tree House Inc	124112	ST CHARLES TONER	Paid by Check # 383486		01/08/2024	01/22/2024	01/22/2024	01/22/2024	02/13/2024	742.91	
5540 - The Tree House Inc	124618	Aurora Toner Order	Paid by Check # 383620		01/24/2024	02/14/2024	02/14/2024	02/14/2024	02/26/2024	187.40	
									Account 60020 - Computer Related Supplies Totals	Invoice Transactions 3	<u>\$1,395.54</u>
Account 63040 - Fuel- Vehicles											
13021 - WEX BANK	94977776	710909-3 CS FUEL - GAS CARDS JAN24	Paid by EFT # 86044		01/31/2024	02/02/2024	02/02/2024	02/01/2024	02/13/2024	132.48	
									Account 63040 - Fuel- Vehicles Totals	Invoice Transactions 1	<u>\$132.48</u>
									Sub-Department 434 - Juvenile Court Services Totals	Invoice Transactions 11	<u>\$6,427.11</u>
Sub-Department 436 - Juvenile Justice Center											
Account 50200 - Psychological/Psychiatric Svcs											
1639 - Family Counseling Services of Aurora	24013104	[REDACTED]	Paid by EFT # 86143		01/31/2024	02/14/2024	02/14/2024	02/14/2024	02/26/2024	3,333.33	
1639 - Family Counseling Services of Aurora	24013106	[REDACTED]	Paid by EFT # 86143		01/31/2024	02/14/2024	02/14/2024	02/14/2024	02/26/2024	825.00	
									Account 50200 - Psychological/Psychiatric Svcs Totals	Invoice Transactions 2	<u>\$4,158.33</u>
Account 50210 - Medical/Dental/Hospital Services											
7632 - Advanced Correctional Healthcare, Inc.	137489	JJC On-Site Medical Services 02/2024	Paid by EFT # 86056		02/01/2024	02/09/2024	02/09/2024	02/09/2024	02/26/2024	37,817.23	
7632 - Advanced Correctional Healthcare, Inc.	137362	JJC 4th Qtr Reconciliation Dec 23	Paid by EFT # 86056		01/10/2024	02/09/2024	02/09/2024	02/09/2024	02/26/2024	(363.58)	
8632 - Symphony Diagnostic Svcs No. 1 dba MobilexUSA	43488490-xray	JJC Medical Services	Paid by EFT # 86302		01/31/2024	02/09/2024	02/09/2024	02/09/2024	02/26/2024	455.00	
									Account 50210 - Medical/Dental/Hospital Services Totals	Invoice Transactions 3	<u>\$37,908.65</u>
Account 50420 - Juvenile Board and Care											
1341 - Bob Barker Company Inc	INV1978961	JJC Hygiene Item	Paid by Check # 383395		01/12/2024	01/29/2024	01/29/2024	01/29/2024	02/13/2024	195.78	
1341 - Bob Barker Company Inc	INV1982130	JJC Hygiene Item	Paid by Check # 383395		01/24/2024	01/31/2024	01/31/2024	01/31/2024	02/13/2024	213.88	
1300 - Charm-Tex, Inc.	0351198-IN	JJC Hygiene Items	Paid by EFT # 85814		01/23/2024	01/30/2024	01/30/2024	01/30/2024	02/13/2024	164.00	
1341 - Bob Barker Company Inc	INV1978570	JJC Hygiene Items	Paid by Check # 383532		01/11/2024	02/09/2024	02/09/2024	02/09/2024	02/26/2024	326.25	



Judiciary & Public Safety A/P by GL Distribution

Payment Date Range 02/01/24 - 02/29/24

Vendor	Invoice No.	Invoice Description	Status	Held Reason	Invoice Date	Due Date	G/L Date	Received Date	Payment Date	Invoice Amount	
Fund 001 - General Fund											
Department 430 - Court Services											
Sub-Department 436 - Juvenile Justice Center											
Account 50420 - Juvenile Board and Care											
1341 - Bob Barker Company Inc	INV1983505	JJC Inmate Clothing	Paid by Check # 383532		01/26/2024	02/09/2024	02/09/2024	02/09/2024	02/26/2024	162.60	
1341 - Bob Barker Company Inc	INV1981699	JJC Hygiene Items	Paid by Check # 383532		01/23/2024	02/09/2024	02/09/2024	02/09/2024	02/26/2024	547.57	
1341 - Bob Barker Company Inc	INV1986364	KANIL7:JUVELO - JJC CARE ITEMS	Paid by Check # 383532		02/02/2024	02/15/2024	02/15/2024	02/15/2024	02/26/2024	404.62	
1341 - Bob Barker Company Inc	INV1987503	KANIL7:JUVELO - JJC CARE ITEMS	Paid by Check # 383532		02/07/2024	02/15/2024	02/15/2024	02/15/2024	02/26/2024	97.52	
									Account 50420 - Juvenile Board and Care Totals	Invoice Transactions 8	\$2,112.22
Account 50500 - Lab Services											
12589 - Garcia Clinical Laboratory, Inc.	67655	JJC Laboratory Services December 2023	Paid by EFT # 85883		01/11/2024	01/30/2024	01/30/2024	01/30/2024	02/13/2024	204.00	
1062 - Redwood Toxicology Inc.	009109202312	JJC December 2023 Lab Services	Paid by EFT # 85983		12/31/2023	01/29/2024	01/29/2024	01/29/2024	02/13/2024	55.55	
1062 - Redwood Toxicology Inc.	00910920241	009109 JJC JAN24 LABS	Paid by EFT # 86271		01/31/2024	02/15/2024	02/15/2024	02/15/2024	02/26/2024	60.20	
									Account 50500 - Lab Services Totals	Invoice Transactions 3	\$319.75
Account 52160 - Repairs and Maint- Equipment											
13534 - Harry Miller Appliances dba Coin-O-Matic Laundry	421750	JJC Machine Repair	Paid by EFT # 86168		01/25/2024	02/14/2024	02/14/2024	02/14/2024	02/26/2024	213.04	
									Account 52160 - Repairs and Maint- Equipment Totals	Invoice Transactions 1	\$213.04
Account 52230 - Repairs and Maint- Vehicles											
5243 - Duke & Lee's Johnsons Garage and Towing, Inc.	080838	JJC M219681 OIL CHANGE	Paid by EFT # 86130		11/06/2023	02/15/2024	02/15/2024	02/15/2024	02/26/2024	70.76	
5243 - Duke & Lee's Johnsons Garage and Towing, Inc.	080841	JJC M219680 OIL CHANGE	Paid by EFT # 86130		11/07/2023	02/15/2024	02/15/2024	02/15/2024	02/26/2024	71.76	
									Account 52230 - Repairs and Maint- Vehicles Totals	Invoice Transactions 2	\$142.52
Account 52240 - Repairs and Maint- Office Equip											
9179 - iTouch Biometrics, LLC	6540	Yearly Accurate ID Software Maintenance	Paid by EFT # 86187		01/30/2024	02/14/2024	02/14/2024	02/14/2024	02/26/2024	123.75	
									Account 52240 - Repairs and Maint- Office Equip Totals	Invoice Transactions 1	\$123.75
Account 55000 - Miscellaneous Contractual Exp											
3509 - DS Services of America, Inc. dba Primo Water NA	23848076012024	JJC Water Delivery Service December 2023	Paid by EFT # 86128		01/20/2024	02/09/2024	02/09/2024	02/09/2024	02/26/2024	117.52	
4109 - Swank Motion Pictures, Inc.	383999	JJC Public Performance Site License	Paid by EFT # 86301		02/02/2024	02/09/2024	02/09/2024	02/09/2024	02/26/2024	481.51	
									Account 55000 - Miscellaneous Contractual Exp Totals	Invoice Transactions 2	\$599.03
Account 60000 - Office Supplies											
3578 - Warehouse Direct, Inc.	5655172-0	JJC Office Supplies	Paid by EFT # 86035		01/26/2024	01/30/2024	01/30/2024	01/30/2024	02/13/2024	57.00	



Judiciary & Public Safety A/P by GL Distribution

Payment Date Range 02/01/24 - 02/29/24

Vendor	Invoice No.	Invoice Description	Status	Held Reason	Invoice Date	Due Date	G/L Date	Received Date	Payment Date	Invoice Amount	
Fund 001 - General Fund											
Department 430 - Court Services											
Sub-Department 436 - Juvenile Justice Center											
Account 60000 - Office Supplies											
3578 - Warehouse Direct, Inc.	5649039-0	JJC Office Supplies	Paid by EFT # 86035		01/17/2024	01/31/2024	01/31/2024	01/31/2024	02/13/2024	126.40	
3578 - Warehouse Direct, Inc.	C5649039-0	JJC Credit Price Adjustment	Paid by EFT # 86035		01/29/2024	01/31/2024	01/31/2024	01/31/2024	02/13/2024	(15.80)	
3578 - Warehouse Direct, Inc.	5660458-0	JJC Office Supplies	Paid by EFT # 86345		02/02/2024	02/09/2024	02/09/2024	02/09/2024	02/26/2024	135.64	
3578 - Warehouse Direct, Inc.	C5660458-0	Price Adjustment	Paid by EFT # 86345		02/07/2024	02/09/2024	02/09/2024	02/09/2024	02/26/2024	(15.80)	
3578 - Warehouse Direct, Inc.	5663360-0	JJC Office Supplies	Paid by EFT # 86345		02/07/2024	02/14/2024	02/14/2024	02/14/2024	02/26/2024	349.19	
4526 - Fifth Third Bank	4303-AS-01/24	JAN23 Pcard chgs	Paid by EFT # 86146		02/05/2024	02/14/2024	02/14/2024	02/14/2024	02/26/2024	10.49	
4526 - Fifth Third Bank	4464-MD-01/24	JAN23 Pcard chgs	Paid by EFT # 86146		02/05/2024	02/14/2024	02/14/2024	02/14/2024	02/26/2024	38.97	
1372 - Quill Corporation	36889169	JJC Operating Supplies	Paid by Check # 383608		01/26/2024	02/14/2024	02/14/2024	02/14/2024	02/26/2024	231.98	
									Account 60000 - Office Supplies Totals	Invoice Transactions 9	<u>\$918.07</u>
Account 60010 - Operating Supplies											
14037 - Synchrony Bank (Sam's Club Direct/Lowes)	x8283-012024	JJC Food Items, Operating Supplies	Paid by Check # 383484		01/20/2024	01/30/2024	01/30/2024	01/30/2024	02/13/2024	272.64	
5899 - Sysco Food Services Chicago	724040778	JJC Food Items, Operating Supplies	Paid by EFT # 86016		01/17/2024	01/29/2024	01/29/2024	01/29/2024	02/13/2024	270.78	
5899 - Sysco Food Services Chicago	724096819	JJC Operating Supplies	Paid by EFT # 86303		02/07/2024	02/14/2024	02/14/2024	02/14/2024	02/26/2024	56.61	
5899 - Sysco Food Services Chicago	724095833	803718 JJC Multiple Food Items, Operating Supplies	Paid by EFT # 86303		02/07/2024	02/14/2024	02/14/2024	02/14/2024	02/26/2024	1,038.27	
4526 - Fifth Third Bank	4303-AS-01/24	JAN23 Pcard chgs	Paid by EFT # 86146		02/05/2024	02/14/2024	02/14/2024	02/14/2024	02/26/2024	93.80	
4526 - Fifth Third Bank	4464-MD-01/24	JAN23 Pcard chgs	Paid by EFT # 86146		02/05/2024	02/14/2024	02/14/2024	02/14/2024	02/26/2024	207.96	
									Account 60010 - Operating Supplies Totals	Invoice Transactions 6	<u>\$1,940.06</u>
Account 60020 - Computer Related Supplies											
5540 - The Tree House Inc	124191	JJC Toner Order	Paid by Check # 383486		01/10/2024	01/31/2024	01/31/2024	01/31/2024	02/13/2024	1,548.29	
									Account 60020 - Computer Related Supplies Totals	Invoice Transactions 1	<u>\$1,548.29</u>
Account 60100 - Utilities- Water											
1080 - City of St. Charles	4548629210-01/24	JJC 12/26-01/29/24 UTILITIES	Paid by EFT # 86104		01/29/2024	02/15/2024	02/15/2024	02/15/2024	02/26/2024	1,126.65	
									Account 60100 - Utilities- Water Totals	Invoice Transactions 1	<u>\$1,126.65</u>



Judiciary & Public Safety A/P by GL Distribution

Payment Date Range 02/01/24 - 02/29/24

Vendor	Invoice No.	Invoice Description	Status	Held Reason	Invoice Date	Due Date	G/L Date	Received Date	Payment Date	Invoice Amount	
Fund 001 - General Fund											
Department 430 - Court Services											
Sub-Department 436 - Juvenile Justice Center											
Account 60210 - Uniform Supplies											
1592 - Initial Impressions Inc	47771	JJC Uniforms	Paid by Check # 383447		01/18/2024	01/29/2024	01/29/2024	01/29/2024	02/13/2024	156.23	
									Account 60210 - Uniform Supplies Totals	Invoice Transactions 1	<u>\$156.23</u>
Account 60230 - Food											
1435 - Aramark Services, Inc.	200526800-000892	JJC Meals 01/11/24 to 01/17/24	Paid by Check # 383391		01/17/2024	01/29/2024	01/29/2024	01/29/2024	02/13/2024	1,926.00	
1435 - Aramark Services, Inc.	200526800-000895	JJC Meals 01/18/24 to 01/24/24	Paid by Check # 383391		01/24/2024	01/30/2024	01/30/2024	01/30/2024	02/13/2024	1,890.00	
14037 - Synchrony Bank (Sam's Club Direct/Lowes)	x8283-012024	JJC Food Items, Operating Supplies	Paid by Check # 383484		01/20/2024	01/30/2024	01/30/2024	01/30/2024	02/13/2024	98.24	
5899 - Sysco Food Services Chicago	724040778	JJC Food Items, Operating Supplies	Paid by EFT # 86016		01/17/2024	01/29/2024	01/29/2024	01/29/2024	02/13/2024	318.07	
5899 - Sysco Food Services Chicago	724057927	JJC Food Items	Paid by EFT # 86016		01/24/2024	01/30/2024	01/30/2024	01/30/2024	02/13/2024	2,126.03	
5899 - Sysco Food Services Chicago	724075013	JJC Food Items	Paid by EFT # 86303		01/31/2024	02/09/2024	02/09/2024	02/09/2024	02/26/2024	1,152.87	
5899 - Sysco Food Services Chicago	02012024	JJC Credit from 1/10/24 invoice	Paid by EFT # 86303		02/01/2024	02/09/2024	02/09/2024	02/09/2024	02/26/2024	(121.39)	
5899 - Sysco Food Services Chicago	724095833	803718 JJC Multiple Food Items, Operating Supplies	Paid by EFT # 86303		02/07/2024	02/14/2024	02/14/2024	02/14/2024	02/26/2024	1,404.74	
1435 - Aramark Services, Inc.	200526800-000898	JJC Meals 1/25/24-1/31/24	Paid by Check # 383524		01/31/2024	02/09/2024	02/09/2024	02/09/2024	02/26/2024	1,890.00	
1435 - Aramark Services, Inc.	200526800-000901	JJC MEALS 0201-02/07/2024	Paid by Check # 383524		02/07/2024	02/15/2024	02/15/2024	02/15/2024	02/26/2024	1,890.00	
									Account 60230 - Food Totals	Invoice Transactions 10	<u>\$12,574.56</u>
Account 60250 - Medical Supplies and Drugs											
2292 - McKesson Medical Surgical	21600864	JJC Medical Supplies	Paid by EFT # 85940		01/18/2024	01/30/2024	01/30/2024	01/30/2024	02/13/2024	33.98	
4526 - Fifth Third Bank	4464-MD-01/24	JAN23 Pcard chgs	Paid by EFT # 86146		02/05/2024	02/14/2024	02/14/2024	02/14/2024	02/26/2024	54.93	
									Account 60250 - Medical Supplies and Drugs Totals	Invoice Transactions 2	<u>\$88.91</u>
Account 60460 - Subscription Databases											
4526 - Fifth Third Bank	4303-AS-01/24	JAN23 Pcard chgs	Paid by EFT # 86146		02/05/2024	02/14/2024	02/14/2024	02/14/2024	02/26/2024	22.99	
									Account 60460 - Subscription Databases Totals	Invoice Transactions 1	<u>\$22.99</u>
Account 63040 - Fuel- Vehicles											
13021 - WEX BANK	94977776	710909-3 CS FUEL - GAS CARDS JAN24	Paid by EFT # 86044		01/31/2024	02/02/2024	02/02/2024	02/01/2024	02/13/2024	107.37	
									Account 63040 - Fuel- Vehicles Totals	Invoice Transactions 1	<u>\$107.37</u>



Judiciary & Public Safety A/P by GL Distribution

Payment Date Range 02/01/24 - 02/29/24

Vendor	Invoice No.	Invoice Description	Status	Held Reason	Invoice Date	Due Date	G/L Date	Received Date	Payment Date	Invoice Amount	
Fund 001 - General Fund											
Department 430 - Court Services											
Sub-Department 436 - Juvenile Justice Center Totals										Invoice Transactions 54	\$64,060.42
Sub-Department 437 - KIDS Education Program											
Account 50150 - Contractual/Consulting Services											
12669 - Nancy S Duarte	012424	KiDs1st Spanish Class	Paid by EFT # 85859		01/24/2024	01/24/2024	01/22/2024	01/25/2024	02/13/2024	500.00	
Account 50150 - Contractual/Consulting Services Totals										Invoice Transactions 1	\$500.00
Sub-Department 437 - KIDS Education Program Totals										Invoice Transactions 1	\$500.00
Sub-Department 438 - Diagnostic Center											
Account 50490 - Destruction of Records Services											
2748 - Accurate Document Destruction Inc (GROOT)	12058579T095	Document Destruction 12/29/23 & 1/19/24	Paid by EFT # 86055		02/01/2024	02/05/2024	02/05/2024	02/07/2024	02/26/2024	248.00	
Account 50490 - Destruction of Records Services Totals										Invoice Transactions 1	\$248.00
Account 52140 - Repairs and Maint- Copiers											
13153 - Toshiba America Business Solutions, Inc	6202201	12/23-1/22/24	Paid by EFT # 86022		01/21/2024	01/22/2024	01/22/2024	01/29/2024	02/13/2024	54.89	
Account 52140 - Repairs and Maint- Copiers Totals										Invoice Transactions 1	\$54.89
Account 52240 - Repairs and Maint- Office Equip											
9179 - iTouch Biometrics, LLC	6540	Yearly Accurate ID Software Maintenance	Paid by EFT # 86187		01/30/2024	02/14/2024	02/14/2024	02/14/2024	02/26/2024	123.75	
Account 52240 - Repairs and Maint- Office Equip Totals										Invoice Transactions 1	\$123.75
Account 53040 - General Advertising											
4526 - Fifth Third Bank	8654-AT-01/24	JAN23 Pcard chgs	Paid by EFT # 86146		02/05/2024	02/14/2024	02/14/2024	02/14/2024	02/26/2024	43.00	
Account 53040 - General Advertising Totals										Invoice Transactions 1	\$43.00
Account 53100 - Conferences and Meetings											
13438 - Bridget Springmire	012924	ILATSA	Paid by EFT # 86006		01/29/2024	01/29/2024	01/29/2024	01/29/2024	02/13/2024	225.93	
4526 - Fifth Third Bank	8654-AT-01/24	JAN23 Pcard chgs	Paid by EFT # 86146		02/05/2024	02/14/2024	02/14/2024	02/14/2024	02/26/2024	7,116.35	
Account 53100 - Conferences and Meetings Totals										Invoice Transactions 2	\$7,342.28
Account 53110 - Employee Training											
13816 - Jenna D'Agostini	021324	ATSA and ILATSA	Paid by EFT # 86120		02/13/2024	02/13/2024	02/13/2024	02/13/2024	02/26/2024	470.93	
Account 53110 - Employee Training Totals										Invoice Transactions 1	\$470.93
Account 60000 - Office Supplies											
3578 - Warehouse Direct, Inc.	5661311-0	Pens	Paid by EFT # 86345		02/05/2024	02/05/2024	02/05/2024	02/05/2024	02/26/2024	35.10	
3578 - Warehouse Direct, Inc.	5659268-0	Post Its	Paid by EFT # 86345		02/01/2024	02/05/2024	02/05/2024	02/01/2024	02/26/2024	20.00	
3578 - Warehouse Direct, Inc.	5659269-0	Office Supplies	Paid by EFT # 86345		02/01/2024	02/05/2024	02/05/2024	02/01/2024	02/26/2024	109.03	
Account 60000 - Office Supplies Totals										Invoice Transactions 3	\$164.13



Judiciary & Public Safety A/P by GL Distribution

Payment Date Range 02/01/24 - 02/29/24

Vendor	Invoice No.	Invoice Description	Status	Held Reason	Invoice Date	Due Date	G/L Date	Received Date	Payment Date	Invoice Amount	
Fund 001 - General Fund											
Department 430 - Court Services											
Sub-Department 438 - Diagnostic Center											
Account 60050 - Books and Subscriptions											
4526 - Fifth Third Bank	8654-AT-01/24	JAN23 Pcard chgs	Paid by EFT # 86146		02/05/2024	02/14/2024	02/14/2024	02/14/2024	02/26/2024	278.96	
									Account 60050 - Books and Subscriptions Totals	Invoice Transactions 1	<u>\$278.96</u>
Account 60540 - Testing Materials											
1955 - Pearson Assessments (NCS Pearson Inc.)	24356390	KBit	Paid by EFT # 85967		01/21/2024	01/22/2024	01/22/2024	01/22/2024	02/13/2024	451.05	
1855 - Psychological Assessment Resources Inc (PAR, Inc.)	IN-00292917	FAVT	Paid by EFT # 85977		01/29/2024	01/30/2024	01/22/2024	01/30/2024	02/13/2024	197.12	
1855 - Psychological Assessment Resources Inc (PAR, Inc.)	IN-00295179	PAI A	Paid by EFT # 86267		02/02/2024	02/05/2024	02/05/2024	02/05/2024	02/26/2024	492.80	
8881 - Nichols and Molinder Assessment Inc.	38834	Rush MSI II	Paid by EFT # 86232		01/30/2024	02/05/2024	02/05/2024	02/06/2024	02/26/2024	35.00	
1955 - Pearson Assessments (NCS Pearson Inc.)	24747831	WAIS IV	Paid by EFT # 86243		02/05/2024	02/05/2024	02/05/2024	02/06/2024	02/26/2024	311.85	
									Account 60540 - Testing Materials Totals	Invoice Transactions 5	<u>\$1,487.82</u>
Account 65000 - Miscellaneous Supplies											
4526 - Fifth Third Bank	8654-AT-01/24	JAN23 Pcard chgs	Paid by EFT # 86146		02/05/2024	02/14/2024	02/14/2024	02/14/2024	02/26/2024	27.55	
									Account 65000 - Miscellaneous Supplies Totals	Invoice Transactions 1	<u>\$27.55</u>
									Sub-Department 438 - Diagnostic Center Totals	Invoice Transactions 17	<u>\$10,241.31</u>
Sub-Department 440 - Veteran's Court											
Account 50200 - Psychological/Psychiatric											
12596 - Lighthouse Recovery, Inc.	8240		Paid by EFT # 85934		09/11/2023	01/26/2024	11/30/2023	01/26/2024	02/13/2024	300.00	
12596 - Lighthouse Recovery, Inc.	8239		Paid by EFT # 85934		10/25/2023	01/26/2024	11/30/2023	01/26/2024	02/13/2024	300.00	
12596 - Lighthouse Recovery, Inc.	8256		Paid by EFT # 85934		01/30/2024	02/01/2024	02/01/2024	02/01/2024	02/13/2024	300.00	
12596 - Lighthouse Recovery, Inc.	8253		Paid by EFT # 85934		01/31/2024	02/01/2024	02/01/2024	02/01/2024	02/13/2024	300.00	
									Account 50200 - Psychological/Psychiatric Svcs Totals	Invoice Transactions 4	<u>\$1,200.00</u>
Account 50500 - Lab Services											
1062 - Redwood Toxicology Inc.	30933020241	DUI Testing January 2024	Paid by EFT # 86271		01/31/2024	02/14/2024	02/14/2024	02/14/2024	02/26/2024	737.25	
									Account 50500 - Lab Services Totals	Invoice Transactions 1	<u>\$737.25</u>
Account 52240 - Repairs and Maint- Office Equip											
9179 - iTouch Biometrics, LLC	6540	Yearly Accurate ID Software Maintenance	Paid by EFT # 86187		01/30/2024	02/14/2024	02/14/2024	02/14/2024	02/26/2024	123.75	
									Account 52240 - Repairs and Maint- Office Equip Totals	Invoice Transactions 1	<u>\$123.75</u>



Judiciary & Public Safety A/P by GL Distribution

Payment Date Range 02/01/24 - 02/29/24

Vendor	Invoice No.	Invoice Description	Status	Held Reason	Invoice Date	Due Date	G/L Date	Received Date	Payment Date	Invoice Amount	
Fund 001 - General Fund											
Department 430 - Court Services											
Sub-Department 440 - Veteran's Court											
Account 53100 - Conferences and Meetings											
4526 - Fifth Third Bank	0802-ES-01/24	JAN23 Pcard chgs	Paid by EFT # 86146		02/05/2024	02/14/2024	02/14/2024	02/14/2024	02/26/2024	103.49	
								Account 53100 - Conferences and Meetings Totals		Invoice Transactions 1	<u>\$103.49</u>
Account 60520 - Incentives											
4526 - Fifth Third Bank	0802-ES-01/24	JAN23 Pcard chgs	Paid by EFT # 86146		02/05/2024	02/14/2024	02/14/2024	02/14/2024	02/26/2024	249.98	
								Account 60520 - Incentives Totals		Invoice Transactions 1	<u>\$249.98</u>
								Sub-Department 440 - Veteran's Court Totals		Invoice Transactions 8	<u>\$2,414.47</u>
								Department 430 - Court Services Totals		Invoice Transactions 128	<u>\$108,846.68</u>
Department 490 - Coroner											
Sub-Department 490 - Coroner											
Account 50430 - Autopsies/Consulting											
8719 - Mitra B. Kalelkar	MK-02/04/2024	Autopsy	Paid by EFT # 86199		02/04/2024	02/15/2024	02/08/2024		02/26/2024	18,600.00	
								Account 50430 - Autopsies/Consulting Totals		Invoice Transactions 1	<u>\$18,600.00</u>
Account 50450 - Toxicology Expense											
9071 - Central DuPage Hospital Association DBA HealthLab	6000087022	toxicology lab	Paid by EFT # 85810		01/05/2024	02/02/2024	01/31/2024		02/13/2024	45.00	
14299 - Northwestern Memorial Hospital	6000087626	Toxicology	Paid by Check # 383471		01/09/2024	02/02/2024	01/31/2024		02/13/2024	686.25	
8895 - Tissue Techniques Pathology Labs LLC	CLA27494	Histology	Paid by EFT # 86313		01/31/2024	02/15/2024	02/13/2024		02/26/2024	268.50	
9071 - Central DuPage Hospital Association DBA HealthLab	6000089093	toxicology lab	Paid by EFT # 86099		02/09/2024	02/15/2024	02/13/2024		02/26/2024	570.00	
5904 - NMS Labs	1230417	Lab Testing	Paid by EFT # 86233		01/31/2024	02/15/2024	02/08/2024		02/26/2024	7,073.00	
								Account 50450 - Toxicology Expense Totals		Invoice Transactions 5	<u>\$8,642.75</u>
Account 52230 - Repairs and Maint- Vehicles											
4526 - Fifth Third Bank	0250-RR-01/24	January 2024 P-cards	Paid by EFT # 86146		02/05/2024	02/15/2024	02/14/2024		02/26/2024	92.66	
								Account 52230 - Repairs and Maint- Vehicles Totals		Invoice Transactions 1	<u>\$92.66</u>
Account 53100 - Conferences and Meetings											
4526 - Fifth Third Bank	0250-RR-01/24	January 2024 P-cards	Paid by EFT # 86146		02/05/2024	02/15/2024	02/14/2024		02/26/2024	341.18	
								Account 53100 - Conferences and Meetings Totals		Invoice Transactions 1	<u>\$341.18</u>



Judiciary & Public Safety A/P by GL Distribution

Payment Date Range 02/01/24 - 02/29/24

Vendor	Invoice No.	Invoice Description	Status	Held Reason	Invoice Date	Due Date	G/L Date	Received Date	Payment Date	Invoice Amount	
Fund 001 - General Fund											
Department 490 - Coroner											
Sub-Department 490 - Coroner											
Account 53130 - General Association Dues											
9057 - International Association of Coroners	300002623	Membership dues	Paid by EFT # 86183		09/04/2023	02/15/2024	02/15/2024		02/26/2024	1,200.00	
									Account 53130 - General Association Dues Totals	Invoice Transactions 1	<u>\$1,200.00</u>
Account 55000 - Miscellaneous Contractual Exp											
12580 - Patten Industries Power Dry of Chicago dba Chicago Water & Fire Rest	71968	morgue cleaning	Paid by EFT # 86257		01/25/2024	02/15/2024	02/13/2024		02/26/2024	100.00	
12580 - Patten Industries Power Dry of Chicago dba Chicago Water & Fire Rest	71972	morgue cleaning	Paid by EFT # 86257		01/04/2024	02/15/2024	02/13/2024		02/26/2024	100.00	
12580 - Patten Industries Power Dry of Chicago dba Chicago Water & Fire Rest	71970	morgue cleaning	Paid by EFT # 86257		01/16/2024	02/15/2024	02/13/2024		02/26/2024	100.00	
12580 - Patten Industries Power Dry of Chicago dba Chicago Water & Fire Rest	71969	morgue cleaning	Paid by EFT # 86257		01/18/2024	02/15/2024	02/13/2024		02/26/2024	100.00	
12580 - Patten Industries Power Dry of Chicago dba Chicago Water & Fire Rest	71971	morgue cleaning	Paid by EFT # 86257		01/11/2024	02/15/2024	02/13/2024		02/26/2024	100.00	
									Account 55000 - Miscellaneous Contractual Exp Totals	Invoice Transactions 5	<u>\$500.00</u>
Account 60050 - Books and Subscriptions											
4526 - Fifth Third Bank	0250-RR-01/24	January 2024 P-cards	Paid by EFT # 86146		02/05/2024	02/15/2024	02/14/2024		02/26/2024	118.95	
									Account 60050 - Books and Subscriptions Totals	Invoice Transactions 1	<u>\$118.95</u>
Account 63040 - Fuel- Vehicles											
13021 - WEX BANK	94961568	Fuel	Paid by EFT # 86044		01/31/2024	02/02/2024	02/02/2024		02/13/2024	677.07	
									Account 63040 - Fuel- Vehicles Totals	Invoice Transactions 1	<u>\$677.07</u>
									Sub-Department 490 - Coroner Totals	Invoice Transactions 16	<u>\$30,172.61</u>
									Department 490 - Coroner Totals	Invoice Transactions 16	<u>\$30,172.61</u>
Department 510 - Emergency Management Services											
Sub-Department 510 - Emergency Management Services											
Account 52230 - Repairs and Maint- Vehicles											
1390 - Menards, Inc.	22300	parts & supplies	Paid by EFT # 85943		01/19/2024	01/19/2024	01/19/2024		02/13/2024	36.41	
1390 - Menards, Inc.	23755.a	Kerosene & washer fluid	Paid by EFT # 86219		02/14/2024	02/14/2024	02/15/2024		02/26/2024	14.94	
									Account 52230 - Repairs and Maint- Vehicles Totals	Invoice Transactions 2	<u>\$51.35</u>
Account 53100 - Conferences and Meetings											
5642 - Andrew J. Kerley	121423	Hotel reimbursement	Paid by EFT # 85922		12/14/2023	12/14/2023	12/14/2023		02/13/2024	92.80	
									Account 53100 - Conferences and Meetings Totals	Invoice Transactions 1	<u>\$92.80</u>



Judiciary & Public Safety A/P by GL Distribution

Payment Date Range 02/01/24 - 02/29/24

Vendor	Invoice No.	Invoice Description	Status	Held Reason	Invoice Date	Due Date	G/L Date	Received Date	Payment Date	Invoice Amount
Fund 001 - General Fund										
Department 510 - Emergency Management Services										
Sub-Department 510 - Emergency Management Services										
Account 55000 - Miscellaneous Contractual Exp										
10241 - Mission Manager, Inc.	2023-044	annual software subscription	Paid by EFT # 86224		10/11/2023	10/11/2023	02/05/2024		02/26/2024	1,250.00
13153 - Toshiba America Business Solutions, Inc	6208715	quarterly copies	Paid by EFT # 86316		02/02/2024	02/02/2024	02/08/2024		02/26/2024	207.76
								Account 55000 - Miscellaneous Contractual Exp Totals	Invoice Transactions 2	<u>\$1,457.76</u>
Account 60000 - Office Supplies										
1372 - Quill Corporation	36951957	Various Items	Paid by Check # 383608		01/30/2024	01/30/2024	02/15/2024		02/26/2024	149.02
								Account 60000 - Office Supplies Totals	Invoice Transactions 1	<u>\$149.02</u>
Account 60010 - Operating Supplies										
1390 - Menards, Inc.	22987	Various small tools and parts	Paid by EFT # 85943		01/31/2024	01/31/2024	01/31/2024		02/13/2024	45.12
1390 - Menards, Inc.	18680	supplies	Paid by EFT # 86219		11/15/2023	11/15/2023	02/07/2024		02/26/2024	291.51
1390 - Menards, Inc.	18681	supplies	Paid by EFT # 86219		11/15/2023	11/15/2023	02/07/2024		02/26/2024	27.52
1390 - Menards, Inc.	23755.a	Kerosene & washer fluid	Paid by EFT # 86219		02/14/2024	02/14/2024	02/15/2024		02/26/2024	91.96
12135 - Physicians Immediate Care	4371902	HepB vax	Paid by EFT # 86252		12/30/2023	12/30/2023	12/30/2023		02/26/2024	110.00
12135 - Physicians Immediate Care	4334631	Members Vax	Paid by EFT # 86252		06/02/2023	06/02/2023	02/08/2024		02/26/2024	396.00
12135 - Physicians Immediate Care	4341199	Members Vax	Paid by EFT # 86252		07/14/2023	07/14/2023	02/08/2024		02/26/2024	122.00
12135 - Physicians Immediate Care	4366515	Members Vax	Paid by EFT # 86252		11/15/2023	11/15/2023	02/08/2024		02/26/2024	110.00
5289 - Eagle Engraving Inc	2023-7325	Plaques	Paid by Check # 383570		10/16/2023	10/16/2023	02/15/2024		02/26/2024	410.00
4526 - Fifth Third Bank	0041-dd-01/24	Jan 2024 P-card Charges	Paid by EFT # 86146		02/05/2024	02/05/2024	02/05/2024		02/26/2024	339.00
4526 - Fifth Third Bank	3881-sb-01/24	Jan 2024 P-Card charges - SB	Paid by EFT # 86146		02/05/2024	02/05/2024	02/05/2024		02/26/2024	241.85
								Account 60010 - Operating Supplies Totals	Invoice Transactions 11	<u>\$2,184.96</u>
Account 60210 - Uniform Supplies										
5289 - Eagle Engraving Inc	2023-8324	badge	Paid by Check # 383570		11/17/2023	11/17/2023	02/15/2024		02/26/2024	107.35
								Account 60210 - Uniform Supplies Totals	Invoice Transactions 1	<u>\$107.35</u>
Account 60590 - Communication Equip - Non-Capital										
4526 - Fifth Third Bank	0041-dd-01/24	Jan 2024 P-card Charges	Paid by EFT # 86146		02/05/2024	02/05/2024	02/05/2024		02/26/2024	677.22
								Account 60590 - Communication Equip - Non-Capital Totals	Invoice Transactions 1	<u>\$677.22</u>



Judiciary & Public Safety A/P by GL Distribution

Payment Date Range 02/01/24 - 02/29/24

Vendor	Invoice No.	Invoice Description	Status	Held Reason	Invoice Date	Due Date	G/L Date	Received Date	Payment Date	Invoice Amount
Fund 001 - General Fund										
Department 510 - Emergency Management Services										
							Sub-Department 510 - Emergency Management Services Totals		Invoice Transactions 19	<u>\$4,720.46</u>
							Department 510 - Emergency Management Services Totals		Invoice Transactions 19	<u>\$4,720.46</u>
							Fund 001 - General Fund Totals		Invoice Transactions 647	<u>\$2,205,274.57</u>
Fund 010 - Insurance Liability										
Department 300 - State's Attorney										
Sub-Department 320 - Insurance Liability- SAO										
Account 50160 - Legal Services										
1090 - Hervas Condon & Bersani PC	21873	Legal Services	Paid by Check # 383438		12/31/2023	01/31/2024	01/31/2024		02/13/2024	3,837.64
14067 - Klein, Thorpe & Jenkins, LTD.	239174	Legal Services	Paid by EFT # 85925		01/27/2024	01/31/2024	01/31/2024		02/13/2024	742.50
1026 - Laner Muchin Ltd	660373	Legal Services	Paid by EFT # 85930		01/01/2024	02/01/2024	02/01/2024		02/13/2024	8,236.68
1026 - Laner Muchin Ltd	660767	Legal Services	Paid by EFT # 86208		02/01/2024	02/13/2024	02/13/2024		02/26/2024	4,417.50
1176 - Kenneth C. Shepro	24-1-02	Legal Services - December	Paid by EFT # 86292		01/02/2024	02/09/2024	02/09/2024		02/26/2024	7,000.00
1712 - The Sotos Law Firm, P.C	8544	Legal Services	Paid by Check # 383619		01/31/2024	02/09/2024	02/09/2024		02/26/2024	1,990.00
13712 - Franco & Moroney LLC dba Franco Moroney Buenik LLC	18909	Legal Services	Paid by EFT # 86153		01/31/2024	02/09/2024	02/09/2024		02/26/2024	1,921.00
							Account 50160 - Legal Services Totals		Invoice Transactions 7	<u>\$28,145.32</u>
Account 50240 - Trials and Costs of Hearing										
				Paid by Check # 383394	01/24/2024	01/31/2024	01/31/2024		02/13/2024	1,200.00
				Paid by EFT # 85961	10/27/2023	01/31/2024	01/31/2024		02/13/2024	150.00
							Account 50240 - Trials and Costs of Hearing Totals		Invoice Transactions 2	<u>\$1,350.00</u>
Account 50250 - Legal Trial Notices										
10743 - Chronicle Media, LLC	30821	Legal Notice Juvenile	Paid by EFT # 86103		02/14/2024	02/14/2024	02/14/2024		02/26/2024	30.00
							Account 50250 - Legal Trial Notices Totals		Invoice Transactions 1	<u>\$30.00</u>
Account 50270 - Court Reporter Costs										
10045 - Planet Depos, LLC	640521		Paid by EFT # 85974		01/30/2024	02/01/2024	02/01/2024		02/13/2024	507.95
10045 - Planet Depos, LLC	640807		Paid by EFT # 85974		01/31/2024	02/01/2024	02/01/2024		02/13/2024	350.00
10045 - Planet Depos, LLC	630529		Paid by EFT # 85974		12/12/2023	02/01/2024	02/01/2024		02/13/2024	472.50
10045 - Planet Depos, LLC	638723		Paid by EFT # 85974		01/23/2024	02/01/2024	02/01/2024		02/13/2024	350.00
10045 - Planet Depos, LLC	640057		Paid by EFT # 85974		01/29/2024	02/01/2024	02/01/2024		02/13/2024	350.00



Judiciary & Public Safety A/P by GL Distribution

Payment Date Range 02/01/24 - 02/29/24

Vendor	Invoice No.	Invoice Description	Status	Held Reason	Invoice Date	Due Date	G/L Date	Received Date	Payment Date	Invoice Amount
Fund 010 - Insurance Liability										
Department 300 - State's Attorney										
Sub-Department 320 - Insurance Liability- SAO										
Account 50270 - Court Reporter Costs										
10045 - Planet Depos, LLC	633881		Paid by EFT # 85974		12/27/2023	02/02/2024	02/02/2024		02/13/2024	464.35
10045 - Planet Depos, LLC	642229		Paid by EFT # 86254		02/06/2024	02/09/2024	02/09/2024		02/26/2024	350.00
10045 - Planet Depos, LLC	637166		Paid by EFT # 86254		01/12/2024	02/15/2024	02/15/2024		02/26/2024	400.00
							Account 50270 - Court Reporter Costs Totals	Invoice Transactions 8		<u>\$3,244.80</u>
Account 52140 - Repairs and Maint- Copiers										
13153 - Toshiba America Business Solutions, Inc	6200028	Copier Contract Civil	Paid by EFT # 86022		01/12/2024	02/01/2024	02/01/2024		02/13/2024	169.79
							Account 52140 - Repairs and Maint- Copiers Totals	Invoice Transactions 1		<u>\$169.79</u>
Account 53110 - Employee Training										
4526 - Fifth Third Bank	0012-EB-01/24	January P-Card Charges	Paid by EFT # 86146		02/05/2024	02/05/2024	02/05/2024		02/26/2024	760.50
							Account 53110 - Employee Training Totals	Invoice Transactions 1		<u>\$760.50</u>
							Sub-Department 320 - Insurance Liability- SAO Totals	Invoice Transactions 20		<u>\$33,700.41</u>
							Department 300 - State's Attorney Totals	Invoice Transactions 20		<u>\$33,700.41</u>
							Fund 010 - Insurance Liability Totals	Invoice Transactions 20		<u>\$33,700.41</u>
Fund 195 - Children's Waiting Room										
Department 240 - Judiciary and Courts										
Sub-Department 245 - Children's Waiting Room										
Account 50150 - Contractual/Consulting Services										
1129 - Kane County Bar Foundation, Inc.	570	Children's Waiting Room - 12/1/23 - 12/31/23	Paid by EFT # 85920		01/20/2024	01/20/2024	01/25/2024		02/13/2024	16,236.49
1129 - Kane County Bar Foundation, Inc.	571	Children's Waiting Room - 1/1/24 - 1/31/24	Paid by EFT # 86200		02/08/2024	02/09/2024	02/09/2024		02/26/2024	11,830.18
							Account 50150 - Contractual/Consulting Services Totals	Invoice Transactions 2		<u>\$28,066.67</u>
							Sub-Department 245 - Children's Waiting Room Totals	Invoice Transactions 2		<u>\$28,066.67</u>
							Department 240 - Judiciary and Courts Totals	Invoice Transactions 2		<u>\$28,066.67</u>
							Fund 195 - Children's Waiting Room Totals	Invoice Transactions 2		<u>\$28,066.67</u>
Fund 200 - Court Automation										
Department 250 - Circuit Clerk										
Sub-Department 280 - Court Automation- CIC										
Account 53100 - Conferences and Meetings										
9658 - Tyler Technologies, Inc. (New World)	2348	JS1 Tyler Connect 2024 Reg	Paid by EFT # 86025		01/29/2024	01/30/2024	01/30/2024		02/13/2024	1,199.00
9658 - Tyler Technologies, Inc. (New World)	2352	Mary W Tyler Connect 2024 Reg	Paid by EFT # 86025		01/29/2024	01/30/2024	01/30/2024		02/13/2024	1,199.00



Judiciary & Public Safety A/P by GL Distribution

Payment Date Range 02/01/24 - 02/29/24

Vendor	Invoice No.	Invoice Description	Status	Held Reason	Invoice Date	Due Date	G/L Date	Received Date	Payment Date	Invoice Amount
Fund 200 - Court Automation										
Department 250 - Circuit Clerk										
Sub-Department 280 - Court Automation- CIC										
Account 53100 - Conferences and Meetings										
9658 - Tyler Technologies, Inc. (New World)	2347	Jordan B Tyler Connect 2024 Reg	Paid by EFT # 86025		01/29/2024	01/30/2024	01/30/2024		02/13/2024	1,199.00
							Account 53100 - Conferences and Meetings Totals		Invoice Transactions 3	<u>1,199.00</u>
Account 53120 - Employee Mileage Expense										
4320 - Deb Chan	020224	January 2024 Mileage	Paid by Check # 383399		02/02/2024	02/02/2024	02/02/2024		02/13/2024	48.24
14297 - Jordan A. Bright	0202214	January 2024 Mileage	Paid by EFT # 86085		02/02/2024	02/08/2024	02/08/2024		02/26/2024	12.06
							Account 53120 - Employee Mileage Expense Totals		Invoice Transactions 2	<u>\$60.30</u>
							Sub-Department 280 - Court Automation- CIC Totals		Invoice Transactions 5	<u>\$3,657.30</u>
							Department 250 - Circuit Clerk Totals		Invoice Transactions 5	<u>\$3,657.30</u>
							Fund 200 - Court Automation Totals		Invoice Transactions 5	<u>\$3,657.30</u>
Fund 201 - Court Document Storage										
Department 250 - Circuit Clerk										
Sub-Department 281 - Court Document Storage										
Account 50490 - Destruction of Records Services										
2748 - Accurate Document Destruction Inc (GROOT)	12058440T095	shredding documents	Paid by Check # 383522		02/01/2024	02/09/2024	02/09/2024		02/26/2024	368.07
							Account 50490 - Destruction of Records Services Totals		Invoice Transactions 1	<u>\$368.07</u>
Account 52140 - Repairs and Maint- Copiers										
6128 - Canon Solutions America Inc	6006715063	copier maintenance	Paid by EFT # 85805		01/04/2024	02/02/2024	02/02/2024		02/13/2024	44.96
8930 - Impact Networking, LLC	3145180	copier maintenance	Paid by EFT # 85910		01/19/2024	02/02/2024	02/02/2024		02/13/2024	152.90
							Account 52140 - Repairs and Maint- Copiers Totals		Invoice Transactions 2	<u>\$197.86</u>
							Sub-Department 281 - Court Document Storage Totals		Invoice Transactions 3	<u>\$565.93</u>
							Department 250 - Circuit Clerk Totals		Invoice Transactions 3	<u>\$565.93</u>
							Fund 201 - Court Document Storage Totals		Invoice Transactions 3	<u>\$565.93</u>



Judiciary & Public Safety A/P by GL Distribution

Payment Date Range 02/01/24 - 02/29/24

Vendor	Invoice No.	Invoice Description	Status	Held Reason	Invoice Date	Due Date	G/L Date	Received Date	Payment Date	Invoice Amount
Fund 203 - Circuit Clerk Admin Services										
Department 250 - Circuit Clerk										
Sub-Department 283 - Circuit Clerk Admin Services										
Account 53060 - General Printing										
11978 - Taylor Communications Inc	4247989	Deposit Slips	Paid by EFT # 86307		01/30/2024	02/09/2024	02/09/2024		02/26/2024	2,072.38
								Account 53060 - General Printing Totals	Invoice Transactions 1	<u>\$2,072.38</u>
Account 53100 - Conferences and Meetings										
9658 - Tyler Technologies, Inc. (New World)	2345	LAJ Tyler Connect Reg	Paid by EFT # 86025		01/29/2024	01/30/2024	01/30/2024		02/13/2024	1,199.00
								Account 53100 - Conferences and Meetings Totals	Invoice Transactions 1	<u>\$1,199.00</u>
Account 53130 - General Association Dues										
3613 - Illinois Government Finance Officers Association	2024-00000305	2024 Membership Renewal	Paid by Check # 383583		02/16/2024	02/16/2024	02/16/2024		02/26/2024	100.00
								Account 53130 - General Association Dues Totals	Invoice Transactions 1	<u>\$100.00</u>
Account 60000 - Office Supplies										
3578 - Warehouse Direct, Inc.	5651566-0	Refill Pens, Date Stamps	Paid by EFT # 86035		01/22/2024	01/26/2024	01/26/2024		02/13/2024	3.22
3578 - Warehouse Direct, Inc.	5665505-0	office supplies paper	Paid by EFT # 86345		02/12/2024	02/15/2024	02/15/2024		02/26/2024	17.26
3578 - Warehouse Direct, Inc.	5665589-0	office supplies counterfeit pen	Paid by EFT # 86345		02/12/2024	02/15/2024	02/15/2024		02/26/2024	6.84
3578 - Warehouse Direct, Inc.	5665507-0	office supplies pen refills	Paid by EFT # 86345		02/12/2024	02/15/2024	02/15/2024		02/26/2024	9.66
								Account 60000 - Office Supplies Totals	Invoice Transactions 4	<u>\$36.98</u>
								Sub-Department 283 - Circuit Clerk Admin Services Totals	Invoice Transactions 7	<u>\$3,408.36</u>
								Department 250 - Circuit Clerk Totals	Invoice Transactions 7	<u>\$3,408.36</u>
								Fund 203 - Circuit Clerk Admin Services Totals	Invoice Transactions 7	<u>\$3,408.36</u>
Fund 221 - Drug Prosecution										
Department 300 - State's Attorney										
Sub-Department 322 - Drug Prosecution										
Account 50270 - Court Reporter Costs										
1694 - Kobald Reporting Inc	2024-87		Paid by EFT # 85926		01/25/2024	02/01/2024	02/01/2024		02/13/2024	324.00
12431 - Barbara A Johnston	24-01		Paid by EFT # 85915		01/16/2024	02/01/2024	02/01/2024		02/13/2024	60.00
12431 - Barbara A Johnston	24-213GJ		Paid by EFT # 86194		02/13/2024	02/16/2024	02/16/2024		02/26/2024	184.00
8857 - MaryJo D'Avola	101		Paid by EFT # 86121		02/13/2024	02/13/2024	02/13/2024		02/26/2024	68.00
								Account 50270 - Court Reporter Costs Totals	Invoice Transactions 4	<u>\$636.00</u>
								Sub-Department 322 - Drug Prosecution Totals	Invoice Transactions 4	<u>\$636.00</u>
								Department 300 - State's Attorney Totals	Invoice Transactions 4	<u>\$636.00</u>
								Fund 221 - Drug Prosecution Totals	Invoice Transactions 4	<u>\$636.00</u>



Judiciary & Public Safety A/P by GL Distribution

Payment Date Range 02/01/24 - 02/29/24

Vendor	Invoice No.	Invoice Description	Status	Held Reason	Invoice Date	Due Date	G/L Date	Received Date	Payment Date	Invoice Amount
Fund 230 - Child Advocacy Center										
Department 300 - State's Attorney										
Sub-Department 301 - Child Advocacy Center										
Account 50240 - Trials and Costs of Hearing										
[REDACTED]			Paid by EFT #		02/05/2024	02/05/2024	02/05/2024		02/26/2024	347.89
[REDACTED]			86146							
[REDACTED]			Paid by EFT #		02/05/2024	02/05/2024	02/05/2024		02/26/2024	512.20
[REDACTED]			86146							
Account 50240 - Trials and Costs of Hearing Totals							Invoice Transactions	2		\$860.09
Account 50270 - Court Reporter Costs										
13838 - Melissa K. Anderko	MKN2023-016	[REDACTED]	Paid by EFT #		01/10/2023	02/01/2024	02/01/2024		02/13/2024	14.50
			85779							
12431 - Barbara A Johnston	24-01	[REDACTED]	Paid by EFT #		01/16/2024	02/01/2024	02/01/2024		02/13/2024	36.00
			85915							
1694 - Kobald Reporting Inc	2024-089	[REDACTED]	Paid by EFT #		02/01/2024	02/01/2024	02/01/2024		02/13/2024	76.00
			85926							
12431 - Barbara A Johnston	24-213GJ	[REDACTED]	Paid by EFT #		02/13/2024	02/16/2024	02/16/2024		02/26/2024	32.00
			86194							
8335 - Jennifer L. Joyce	JLJ-2407	[REDACTED]	Paid by EFT #		02/13/2024	02/13/2024	02/13/2024		02/26/2024	24.00
			86196							
13243 - Jennifer Campbell	ASA2224	[REDACTED]	Paid by EFT #		02/02/2024	02/05/2024	02/05/2024		02/26/2024	104.00
			86093							
Account 50270 - Court Reporter Costs Totals							Invoice Transactions	6		\$286.50
Account 50620 - Counseling Services										
11049 - Roots and Wings Counseling Consultants, LLC	2024 0 65	Counseling Services January	Paid by EFT #		02/06/2024	02/09/2024	02/09/2024		02/26/2024	300.00
			86279							
11049 - Roots and Wings Counseling Consultants, LLC	2024 1 50	Counseling Services January	Paid by EFT #		02/06/2024	02/09/2024	02/09/2024		02/26/2024	200.00
			86279							
11049 - Roots and Wings Counseling Consultants, LLC	2024 1 66	Counseling Services January	Paid by EFT #		02/06/2024	02/09/2024	02/09/2024		02/26/2024	300.00
			86279							
6573 - Julie Turner	01312024	Counseling Services January	Paid by EFT #		02/07/2024	02/09/2024	02/09/2024		02/26/2024	2,000.00
			86319							
Account 50620 - Counseling Services Totals							Invoice Transactions	4		\$2,800.00
Account 52140 - Repairs and Maint- Copiers										
13153 - Toshiba America Business Solutions, Inc	6209190	Copier Contract CAC	Paid by EFT #		02/02/2024	02/09/2024	02/09/2024		02/26/2024	17.13
			86316							
13153 - Toshiba America Business Solutions, Inc	6208699	Copier Contract CAC	Paid by EFT #		02/02/2024	02/09/2024	02/09/2024		02/26/2024	23.64
			86316							
Account 52140 - Repairs and Maint- Copiers Totals							Invoice Transactions	2		\$40.77
Account 53100 - Conferences and Meetings										
5488 - Children's Advocacy Centers of Illinois	012024-0251	Champions Conference	Paid by Check # 383537		01/31/2024	02/09/2024	02/09/2024		02/26/2024	400.00
5488 - Children's Advocacy Centers of Illinois	012024-0274	Champions Conference	Paid by Check # 383537		01/31/2024	02/09/2024	02/09/2024		02/26/2024	400.00



Judiciary & Public Safety A/P by GL Distribution

Payment Date Range 02/01/24 - 02/29/24

Vendor	Invoice No.	Invoice Description	Status	Held Reason	Invoice Date	Due Date	G/L Date	Received Date	Payment Date	Invoice Amount
Fund 230 - Child Advocacy Center										
Department 300 - State's Attorney										
Sub-Department 301 - Child Advocacy Center										
Account 53100 - Conferences and Meetings										
5488 - Children's Advocacy Centers of Illinois	012024-0243	Champions Conference	Paid by Check # 383537		01/31/2024	02/09/2024	02/09/2024		02/26/2024	400.00
5488 - Children's Advocacy Centers of Illinois	022024-0280	Champions Conference	Paid by Check # 383537		02/01/2024	02/09/2024	02/09/2024		02/26/2024	450.00
5488 - Children's Advocacy Centers of Illinois	012024-0264	Champions Conference	Paid by Check # 383537		01/31/2024	02/09/2024	02/09/2024		02/26/2024	400.00
5488 - Children's Advocacy Centers of Illinois	012024-0248	Champions Conference	Paid by Check # 383537		01/31/2024	02/09/2024	02/09/2024		02/26/2024	400.00
5488 - Children's Advocacy Centers of Illinois	012024-0263	Champions Conference	Paid by Check # 383537		01/31/2024	02/09/2024	02/09/2024		02/26/2024	400.00
5488 - Children's Advocacy Centers of Illinois	012024-0250	Champions Conference	Paid by Check # 383537		01/31/2024	02/09/2024	02/09/2024		02/26/2024	400.00
5488 - Children's Advocacy Centers of Illinois	012024-0245	Champions Conference	Paid by Check # 383537		01/31/2024	02/09/2024	02/09/2024		02/26/2024	400.00
5488 - Children's Advocacy Centers of Illinois	012024-0265	Champions Conference	Paid by Check # 383537		01/31/2024	02/09/2024	02/09/2024		02/26/2024	400.00
5488 - Children's Advocacy Centers of Illinois	012024-0261	Champions Conference	Paid by Check # 383537		01/31/2024	02/09/2024	02/09/2024		02/26/2024	400.00
5488 - Children's Advocacy Centers of Illinois	012024-0253	Champions Conference	Paid by Check # 383537		01/31/2024	02/09/2024	02/09/2024		02/26/2024	400.00
5488 - Children's Advocacy Centers of Illinois	012024-0241	Champions Conference	Paid by Check # 383537		01/31/2024	02/09/2024	02/09/2024		02/26/2024	400.00
5488 - Children's Advocacy Centers of Illinois	012024-0233	Champions Conference	Paid by Check # 383537		01/31/2024	02/09/2024	02/09/2024		02/26/2024	400.00
5488 - Children's Advocacy Centers of Illinois	012024-0247	Champions Conference	Paid by Check # 383537		01/31/2024	02/09/2024	02/09/2024		02/26/2024	400.00
5488 - Children's Advocacy Centers of Illinois	012024-0273	Champions Conference	Paid by Check # 383537		01/31/2024	02/09/2024	02/09/2024		02/26/2024	400.00
5488 - Children's Advocacy Centers of Illinois	012024-0260	Champions Conference	Paid by Check # 383537		01/31/2024	02/09/2024	02/09/2024		02/26/2024	400.00
5488 - Children's Advocacy Centers of Illinois	012024-0242	Champions Conference	Paid by Check # 383537		01/31/2024	02/09/2024	02/09/2024		02/26/2024	400.00
4526 - Fifth Third Bank	4136-LS-01/24	January P-Card Charges	Paid by EFT # 86146		02/05/2024	02/05/2024	02/05/2024		02/26/2024	1,250.00
Account 53100 - Conferences and Meetings Totals							Invoice Transactions		19	\$8,500.00
Account 60050 - Books and Subscriptions										
6521 - Thomson Reuters GRC Inc. (West Government)	849675743	Subscriptions SAO and CAC	Paid by EFT # 86311		02/01/2024	02/09/2024	02/09/2024		02/26/2024	131.37
Account 60050 - Books and Subscriptions Totals							Invoice Transactions		1	\$131.37



Judiciary & Public Safety A/P by GL Distribution

Payment Date Range 02/01/24 - 02/29/24

Vendor	Invoice No.	Invoice Description	Status	Held Reason	Invoice Date	Due Date	G/L Date	Received Date	Payment Date	Invoice Amount	
Fund 230 - Child Advocacy Center											
Department 300 - State's Attorney											
Sub-Department 301 - Child Advocacy Center											
Account 60060 - Computer Software- Non Capital											
4526 - Fifth Third Bank	4136-LS-01/24	January P-Card Charges	Paid by EFT # 86146		02/05/2024	02/05/2024	02/05/2024		02/26/2024	15.99	
									Account 60060 - Computer Software- Non Capital Totals	Invoice Transactions 1	<u>\$15.99</u>
Account 63040 - Fuel- Vehicles											
13021 - WEX BANK	94954385	Fuel Purchases State's Attorney	Paid by EFT # 86044		01/31/2024	02/01/2024	02/01/2024		02/13/2024	158.92	
									Account 63040 - Fuel- Vehicles Totals	Invoice Transactions 1	<u>\$158.92</u>
									Sub-Department 301 - Child Advocacy Center Totals	Invoice Transactions 36	<u>\$12,793.64</u>
									Department 300 - State's Attorney Totals	Invoice Transactions 36	<u>\$12,793.64</u>
									Fund 230 - Child Advocacy Center Totals	Invoice Transactions 36	<u>\$12,793.64</u>
Fund 250 - Law Library											
Department 370 - Law Library											
Sub-Department 370 - Law Library											
Account 60000 - Office Supplies											
4526 - Fifth Third Bank	8999-HC-1/24	January 2024 Pcard	Paid by EFT # 86146		02/05/2024	02/15/2024	02/15/2024		02/26/2024	167.71	
									Account 60000 - Office Supplies Totals	Invoice Transactions 1	<u>\$167.71</u>
Account 60020 - Computer Related Supplies											
4526 - Fifth Third Bank	8999-HC-1/24	January 2024 Pcard	Paid by EFT # 86146		02/05/2024	02/15/2024	02/15/2024		02/26/2024	119.99	
									Account 60020 - Computer Related Supplies Totals	Invoice Transactions 1	<u>\$119.99</u>
Account 60050 - Books and Subscriptions											
4526 - Fifth Third Bank	8999-HC-1/24	January 2024 Pcard	Paid by EFT # 86146		02/05/2024	02/15/2024	02/15/2024		02/26/2024	65.69	
									Account 60050 - Books and Subscriptions Totals	Invoice Transactions 1	<u>\$65.69</u>
Account 60230 - Food											
4526 - Fifth Third Bank	8999-HC-1/24	January 2024 Pcard	Paid by EFT # 86146		02/05/2024	02/15/2024	02/15/2024		02/26/2024	318.65	
									Account 60230 - Food Totals	Invoice Transactions 1	<u>\$318.65</u>
									Sub-Department 370 - Law Library Totals	Invoice Transactions 4	<u>\$672.04</u>
									Department 370 - Law Library Totals	Invoice Transactions 4	<u>\$672.04</u>
									Fund 250 - Law Library Totals	Invoice Transactions 4	<u>\$672.04</u>



Judiciary & Public Safety A/P by GL Distribution

Payment Date Range 02/01/24 - 02/29/24

Vendor	Invoice No.	Invoice Description	Status	Held Reason	Invoice Date	Due Date	G/L Date	Received Date	Payment Date	Invoice Amount
Fund 264 - Cannabis Regulation - Local										
Department 380 - Sheriff										
Sub-Department 264 - Cannabis Regulation-Local										
Account 60010 - Operating Supplies										
4526 - Fifth Third Bank	5993-AD-01/24	DOMINGUEZ PCARD	Paid by EFT # 86146		02/05/2024	02/16/2024	02/16/2024		02/26/2024	385.00
4526 - Fifth Third Bank	8854-RH-01/24	HAIN PCARD	Paid by EFT # 86146		02/05/2024	02/20/2024	02/20/2024		02/26/2024	104.08
3229 - Petty Cash-Sheriff	010324b	RMT SERVICES/ SAFE-T ACT DEC	Paid by Check # 383604		01/03/2024	02/15/2024	02/15/2024		02/26/2024	3,000.00
3229 - Petty Cash-Sheriff	021224	RMT SERVICES/ SAFE-T ACT JAN2024	Paid by Check # 383604		02/12/2024	02/15/2024	02/15/2024		02/26/2024	4,000.00
							Account 60010 - Operating Supplies Totals	Invoice Transactions	4	<u>\$7,489.08</u>
							Sub-Department 264 - Cannabis Regulation-Local Totals	Invoice Transactions	4	<u>\$7,489.08</u>
							Department 380 - Sheriff Totals	Invoice Transactions	4	<u>\$7,489.08</u>
							Fund 264 - Cannabis Regulation - Local Totals	Invoice Transactions	4	<u>\$7,489.08</u>
Fund 269 - Kane Comm										
Department 425 - Kane Comm										
Sub-Department 426 - Kane Comm										
Account 50150 - Contractual/Consulting Services										
1054 - ComEd	0183038235-12/23	utility 48W412 Hinckley Rd Big Rock tower	Paid by Check # 383409		12/20/2023	01/12/2024	01/12/2024		02/13/2024	39.94
1832 - Data Clean, LLC	0114215	bimonthly cleaning equipment and tops of floors	Paid by EFT # 85852		12/21/2023	01/12/2024	01/12/2024		02/13/2024	650.00
1604 - Motorola Solutions Inc	8085020231204	MPLS - T1 from radio consoles to Motorola network -January	Paid by EFT # 85949		01/01/2024	01/12/2024	01/12/2024		02/13/2024	1,400.00
1604 - Motorola Solutions Inc	8156520240102	MPLS - T1 from radio consoles to Motorola network -Feb	Paid by EFT # 86226		02/01/2024	02/12/2024	02/12/2024		02/26/2024	1,400.00
1229 - Therm Flo Incorporated	T28973INV	Service Agreement Renewal	Paid by EFT # 86310		01/16/2024	02/12/2024	02/12/2024		02/26/2024	11,084.00
4526 - Fifth Third Bank	1538-MG-01/24	January Pcard Charges	Paid by EFT # 86146		02/05/2024	02/14/2024	02/14/2024		02/26/2024	137.86
1054 - ComEd	0183038235-01/24	utility 48W412 Hinckley Rd Big Rock tower	Paid by Check # 383549		01/23/2024	02/12/2024	02/12/2024		02/26/2024	55.41
							Account 50150 - Contractual/Consulting Services Totals	Invoice Transactions	7	<u>\$14,767.21</u>
Account 52130 - Repairs and Maint- Computers										
12475 - Chicago Voice and Data Authority Corp.	3161	Furniture Project - 2021-2022 (just received invoice)	Paid by EFT # 86102		02/23/2022	02/15/2024	02/15/2024		02/26/2024	1,506.50
							Account 52130 - Repairs and Maint- Computers Totals	Invoice Transactions	1	<u>\$1,506.50</u>



Judiciary & Public Safety A/P by GL Distribution

Payment Date Range 02/01/24 - 02/29/24

Vendor	Invoice No.	Invoice Description	Status	Held Reason	Invoice Date	Due Date	G/L Date	Received Date	Payment Date	Invoice Amount	
Fund 269 - Kane Comm											
Department 425 - Kane Comm											
Sub-Department 426 - Kane Comm											
Account 53040 - General Advertising											
4526 - Fifth Third Bank	1538-MG-01/24	January Pcard Charges	Paid by EFT # 86146		02/05/2024	02/14/2024	02/14/2024		02/26/2024	1,081.00	
								Account 53040 - General Advertising Totals		Invoice Transactions 1	<u>1,081.00</u>
Account 53100 - Conferences and Meetings											
4526 - Fifth Third Bank	1538-MG-01/24	January Pcard Charges	Paid by EFT # 86146		02/05/2024	02/14/2024	02/14/2024		02/26/2024	600.00	
5908 - Michelle Guthrie	020524	PEV for mileage and meeting expense	Paid by EFT # 86164		02/05/2024	02/12/2024	02/12/2024		02/26/2024	59.65	
								Account 53100 - Conferences and Meetings Totals		Invoice Transactions 2	<u>\$659.65</u>
Account 53110 - Employee Training											
4526 - Fifth Third Bank	1538-MG-01/24	January Pcard Charges	Paid by EFT # 86146		02/05/2024	02/14/2024	02/14/2024		02/26/2024	557.00	
								Account 53110 - Employee Training Totals		Invoice Transactions 1	<u>\$557.00</u>
Account 53120 - Employee Mileage Expense											
5908 - Michelle Guthrie	020524	PEV for mileage and meeting expense	Paid by EFT # 86164		02/05/2024	02/12/2024	02/12/2024		02/26/2024	30.68	
13505 - Christopher McMeen	020924	mileage to training	Paid by EFT # 86218		02/09/2024	02/12/2024	02/12/2024		02/26/2024	11.46	
								Account 53120 - Employee Mileage Expense Totals		Invoice Transactions 2	<u>\$42.14</u>
Account 53130 - General Association Dues											
4526 - Fifth Third Bank	1538-MG-01/24	January Pcard Charges	Paid by EFT # 86146		02/05/2024	02/14/2024	02/14/2024		02/26/2024	147.00	
								Account 53130 - General Association Dues Totals		Invoice Transactions 1	<u>\$147.00</u>
Account 53160 - Pre-Employment Physicals											
4526 - Fifth Third Bank	1538-MG-01/24	January Pcard Charges	Paid by EFT # 86146		02/05/2024	02/14/2024	02/14/2024		02/26/2024	397.00	
								Account 53160 - Pre-Employment Physicals Totals		Invoice Transactions 1	<u>\$397.00</u>
Account 60000 - Office Supplies											
3578 - Warehouse Direct, Inc.	5639668-0	plastic utensils and tape	Paid by EFT # 86035		01/02/2024	01/12/2024	01/12/2024		02/13/2024	65.71	
3578 - Warehouse Direct, Inc.	5658524-0	kleenex	Paid by EFT # 86345		01/31/2024	02/12/2024	02/12/2024		02/26/2024	69.99	
3509 - DS Services of America, Inc. dba Primo Water NA	23847881 012024	water delivery and rental	Paid by EFT # 86128		01/20/2024	02/12/2024	02/12/2024		02/26/2024	63.05	
								Account 60000 - Office Supplies Totals		Invoice Transactions 3	<u>\$198.75</u>
Account 60080 - Employee Recognition Supplies											
4526 - Fifth Third Bank	1538-MG-01/24	January Pcard Charges	Paid by EFT # 86146		02/05/2024	02/14/2024	02/14/2024		02/26/2024	41.39	
								Account 60080 - Employee Recognition Supplies Totals		Invoice Transactions 1	<u>\$41.39</u>



Judiciary & Public Safety A/P by GL Distribution

Payment Date Range 02/01/24 - 02/29/24

Vendor	Invoice No.	Invoice Description	Status	Held Reason	Invoice Date	Due Date	G/L Date	Received Date	Payment Date	Invoice Amount
Fund 269 - Kane Comm										
Department 425 - Kane Comm										
							Sub-Department 426 - Kane Comm Totals		Invoice Transactions 20	\$19,397.64
							Department 425 - Kane Comm Totals		Invoice Transactions 20	\$19,397.64
							Fund 269 - Kane Comm Totals		Invoice Transactions 20	\$19,397.64

Fund **270 - Probation Services**
 Department **430 - Court Services**
 Sub-Department **000 - Revenues**

	Paid by Check # 383505	11/16/2023	02/01/2024	02/01/2024		02/13/2024	372.40			
	Paid by Check # 383506	11/16/2023	02/01/2024	02/01/2024		02/13/2024	235.20			
	Paid by Check # 383507	01/17/2024	02/01/2024	02/01/2024		02/13/2024	1,029.00			
	Paid by Check # 383508	11/21/2023	02/01/2024	02/01/2024		02/13/2024	704.62			
	Paid by Check # 383510	12/19/2023	02/01/2024	02/01/2024		02/13/2024	372.40			
	Paid by Check # 383512	01/05/2024	02/01/2024	02/01/2024		02/13/2024	294.00			
	Paid by Check # 383513	01/03/2024	02/01/2024	02/01/2024		02/13/2024	392.00			
	Paid by Check # 383514	12/19/2023	02/01/2024	02/01/2024		02/13/2024	804.58			
	Paid by Check # 383515	11/30/2023	02/02/2024	02/02/2024		02/13/2024	784.00			
	Paid by Check # 383516	10/25/2023	02/01/2024	02/01/2024		02/13/2024	1,029.00			
								Account 35900 - Miscellaneous Fees Totals	Invoice Transactions 10	\$6,017.20
								Sub-Department 000 - Revenues Totals		Invoice Transactions 10

Sub-Department **460 - Probation Services**
 Account **50150 - Contractual/Consulting Services**

7238 - About Change Counseling	0142	JAN24 DUI EVALUATION	Paid by Check # 383521	01/26/2024	02/05/2024	02/05/2024	02/05/2024	02/26/2024	150.00
7238 - About Change Counseling	0144	JAN24 DUI EVALUATION	Paid by Check # 383521	01/26/2024	02/05/2024	02/05/2024	02/05/2024	02/26/2024	150.00
8973 - Braden Counseling Center, P.C.	KC01242024-1	2866 DEC23 DUI EVALUATION	Paid by EFT # 86084	01/24/2024	02/14/2024	02/14/2024	02/14/2024	02/26/2024	150.00
1602 - Language Line Services	11205410	9020594131 OVER THE PHONE INTERPRETATION JAN24	Paid by Check # 383593	01/31/2024	02/13/2024	02/13/2024	02/05/2024	02/26/2024	2,940.65



Judiciary & Public Safety A/P by GL Distribution

Payment Date Range 02/01/24 - 02/29/24

Vendor	Invoice No.	Invoice Description	Status	Held Reason	Invoice Date	Due Date	G/L Date	Received Date	Payment Date	Invoice Amount	
Fund 270 - Probation Services											
Department 430 - Court Services											
Sub-Department 460 - Probation Services											
Account 50150 - Contractual/Consulting Services											
8613 - Latino Treatment Center	00006-2024	DEC23 DUI EVAUATION	Paid by EFT # 86209		02/07/2024	02/15/2024	02/15/2024	02/15/2024	02/26/2024	100.00	
									Account 50150 - Contractual/Consulting Services Totals	Invoice Transactions 5	<u>\$3,490.65</u>
Account 50200 - Psychological/Psychiatric Svcs											
8973 - Braden Counseling Center, P.C.	KC01242024-5		Paid by EFT # 85799		01/09/2024	02/02/2024	11/30/2023	02/02/2024	02/13/2024	85.00	
8973 - Braden Counseling Center, P.C.	KC01092024-4		Paid by EFT # 85799		01/09/2024	02/02/2024	02/02/2024	02/02/2024	02/13/2024	85.00	
8973 - Braden Counseling Center, P.C.	KC01222024-8		Paid by EFT # 85799		01/22/2024	02/02/2024	02/02/2024	02/02/2024	02/13/2024	85.00	
8973 - Braden Counseling Center, P.C.	KC01242024-2		Paid by EFT # 85799		01/24/2024	02/02/2024	02/02/2024	02/02/2024	02/13/2024	85.00	
1260 - Mutual Ground, Inc.	7409ACB JAN24		Paid by EFT # 85954		01/29/2024	02/01/2024	02/01/2024	02/01/2024	02/13/2024	65.00	
1260 - Mutual Ground, Inc.	8355AJ JAN24		Paid by EFT # 85954		01/29/2024	02/01/2024	02/01/2024	02/01/2024	02/13/2024	75.00	
1260 - Mutual Ground, Inc.	8095BL JAN24		Paid by EFT # 85954		01/31/2024	02/01/2024	02/01/2024	02/01/2024	02/13/2024	73.76	
1260 - Mutual Ground, Inc.	7527JT JAN24		Paid by EFT # 85954		01/29/2024	02/01/2024	02/01/2024	02/01/2024	02/13/2024	116.40	
1260 - Mutual Ground, Inc.	8352CW JAN24		Paid by EFT # 85954		01/29/2024	02/01/2024	02/01/2024	02/01/2024	02/13/2024	75.00	
13657 - Sarah's Inn	1 - GLJ, SB, AC		Paid by EFT # 85997		01/01/2024	01/26/2024	01/26/2024	01/26/2024	02/13/2024	525.00	
5720 - Care Clinics Inc	01172024 BPS		Paid by Check # 383398		01/17/2024	01/22/2024	01/22/2024	01/22/2024	02/13/2024	125.00	
5720 - Care Clinics Inc	01202024 JS		Paid by Check # 383398		01/20/2024	01/22/2024	01/22/2024	01/22/2024	02/13/2024	125.00	
5720 - Care Clinics Inc	01202024 JP		Paid by Check # 383398		01/20/2024	01/26/2024	01/26/2024	01/26/2024	02/13/2024	100.00	
5720 - Care Clinics Inc	01242024 JTU		Paid by Check # 383398		01/24/2024	02/02/2024	02/02/2024	02/02/2024	02/13/2024	100.00	
1639 - Family Counseling Services of Aurora	01182024 AD		Paid by EFT # 85873		01/18/2024	01/25/2024	01/25/2024	01/26/2024	02/13/2024	240.00	
1639 - Family Counseling Services of Aurora	01182024 RGjr		Paid by EFT # 85873		01/18/2024	01/25/2024	01/25/2024	01/26/2024	02/13/2024	300.00	
1639 - Family Counseling Services of Aurora	01182024 AH		Paid by EFT # 85873		01/18/2024	01/25/2024	01/25/2024	01/26/2024	02/13/2024	240.00	
1639 - Family Counseling Services of Aurora	01182024 AJP		Paid by EFT # 85873		01/18/2024	01/25/2024	01/25/2024	01/26/2024	02/13/2024	180.00	



Judiciary & Public Safety A/P by GL Distribution

Payment Date Range 02/01/24 - 02/29/24

Vendor	Invoice No.	Invoice Description	Status	Held Reason	Invoice Date	Due Date	G/L Date	Received Date	Payment Date	Invoice Amount
Fund 270 - Probation Services										
Department 430 - Court Services										
Sub-Department 460 - Probation Services										
Account 50200 - Psychological/Psychiatric Svcs										
1639 - Family Counseling Services of Aurora	01182024 BR	[REDACTED]	Paid by EFT # 85873		01/18/2024	01/25/2024	01/25/2024	01/26/2024	02/13/2024	180.00
1639 - Family Counseling Services of Aurora	01182024 CC	[REDACTED]	Paid by EFT # 85873		01/18/2024	01/25/2024	01/25/2024	01/26/2024	02/13/2024	240.00
1639 - Family Counseling Services of Aurora	01182024 CD	[REDACTED]	Paid by EFT # 85873		01/18/2024	01/25/2024	01/25/2024	01/26/2024	02/13/2024	120.00
1639 - Family Counseling Services of Aurora	01182024 CP	[REDACTED]	Paid by EFT # 85873		01/18/2024	01/25/2024	01/25/2024	01/26/2024	02/13/2024	240.00
1639 - Family Counseling Services of Aurora	01182024 CW	[REDACTED]	Paid by EFT # 85873		01/18/2024	01/25/2024	01/25/2024	01/26/2024	02/13/2024	240.00
1639 - Family Counseling Services of Aurora	01182024 DA	[REDACTED]	Paid by EFT # 85873		01/18/2024	01/25/2024	01/25/2024	01/26/2024	02/13/2024	240.00
1639 - Family Counseling Services of Aurora	01182024 DC	[REDACTED]	Paid by EFT # 85873		01/18/2024	01/25/2024	01/25/2024	01/26/2024	02/13/2024	120.00
1639 - Family Counseling Services of Aurora	01182024 EB	[REDACTED]	Paid by EFT # 85873		01/18/2024	01/25/2024	01/25/2024	01/26/2024	02/13/2024	240.00
1639 - Family Counseling Services of Aurora	01182024 JDea	[REDACTED]	Paid by EFT # 85873		01/18/2024	01/25/2024	01/25/2024	01/26/2024	02/13/2024	240.00
1639 - Family Counseling Services of Aurora	01182024 JDep	[REDACTED]	Paid by EFT # 85873		01/18/2024	01/25/2024	01/25/2024	01/26/2024	02/13/2024	180.00
1639 - Family Counseling Services of Aurora	01182024 JDo	[REDACTED]	Paid by EFT # 85873		01/18/2024	01/25/2024	01/25/2024	01/26/2024	02/13/2024	180.00
1639 - Family Counseling Services of Aurora	01182024 JO	[REDACTED]	Paid by EFT # 85873		01/18/2024	01/25/2024	01/25/2024	01/26/2024	02/13/2024	240.00
1639 - Family Counseling Services of Aurora	01182024 JOM	[REDACTED]	Paid by EFT # 85873		01/18/2024	01/25/2024	01/25/2024	01/26/2024	02/13/2024	240.00
1639 - Family Counseling Services of Aurora	01182024 JRe	[REDACTED]	Paid by EFT # 85873		01/18/2024	01/25/2024	01/25/2024	01/26/2024	02/13/2024	240.00
1639 - Family Counseling Services of Aurora	01182024 JRi	[REDACTED]	Paid by EFT # 85873		01/18/2024	01/25/2024	01/25/2024	01/26/2024	02/13/2024	180.00
1639 - Family Counseling Services of Aurora	01182024 JRod	[REDACTED]	Paid by EFT # 85873		01/18/2024	01/25/2024	01/25/2024	01/26/2024	02/13/2024	60.00
1639 - Family Counseling Services of Aurora	01182024 JRom	[REDACTED]	Paid by EFT # 85873		01/18/2024	01/25/2024	01/25/2024	01/26/2024	02/13/2024	120.00
1639 - Family Counseling Services of Aurora	01182024 JRos	[REDACTED]	Paid by EFT # 85873		01/18/2024	01/25/2024	01/25/2024	01/26/2024	02/13/2024	75.00
1639 - Family Counseling Services of Aurora	01182024 MME	[REDACTED]	Paid by EFT # 85873		01/18/2024	01/25/2024	01/25/2024	01/26/2024	02/13/2024	120.00
1639 - Family Counseling Services of Aurora	01182024 NN	[REDACTED]	Paid by EFT # 85873		01/18/2024	01/25/2024	01/25/2024	01/26/2024	02/13/2024	120.00
1639 - Family Counseling Services of Aurora	01182024 PM	[REDACTED]	Paid by EFT # 85873		01/18/2024	01/25/2024	01/25/2024	01/26/2024	02/13/2024	120.00



Judiciary & Public Safety A/P by GL Distribution

Payment Date Range 02/01/24 - 02/29/24

Vendor	Invoice No.	Invoice Description	Status	Held Reason	Invoice Date	Due Date	G/L Date	Received Date	Payment Date	Invoice Amount
Fund 270 - Probation Services										
Department 430 - Court Services										
Sub-Department 460 - Probation Services										
Account 50200 - Psychological/Psychiatric Svcs										
1639 - Family Counseling Services of Aurora	01182024 RB		Paid by EFT # 85873		01/18/2024	01/25/2024	01/25/2024	01/26/2024	02/13/2024	180.00
1639 - Family Counseling Services of Aurora	01182024 RC		Paid by EFT # 85873		01/18/2024	01/25/2024	01/25/2024	01/26/2024	02/13/2024	180.00
1639 - Family Counseling Services of Aurora	01182024 RT		Paid by EFT # 85873		01/18/2024	01/25/2024	01/25/2024	01/26/2024	02/13/2024	180.00
1639 - Family Counseling Services of Aurora	01182024 TM		Paid by EFT # 85873		01/18/2024	01/25/2024	01/25/2024	01/26/2024	02/13/2024	180.00
13558 - Kuhn Counseling Center, P.C.	CRP-KANE DEC23		Paid by EFT # 85928		01/22/2024	01/22/2024	01/22/2024	01/22/2024	02/13/2024	300.00
8613 - Latino Treatment Center	00002		Paid by EFT # 86209		02/07/2024	02/15/2024	02/15/2024	02/15/2024	02/26/2024	200.00
8613 - Latino Treatment Center	00003		Paid by EFT # 86209		02/07/2024	02/15/2024	02/15/2024	02/15/2024	02/26/2024	110.00
8613 - Latino Treatment Center	00004		Paid by EFT # 86209		02/07/2024	02/15/2024	02/15/2024	02/15/2024	02/26/2024	120.00
8613 - Latino Treatment Center	00005		Paid by EFT # 86209		02/07/2024	02/15/2024	02/15/2024	02/15/2024	02/26/2024	90.00
8613 - Latino Treatment Center	00007		Paid by EFT # 86209		02/07/2024	02/15/2024	02/15/2024	02/15/2024	02/26/2024	200.00
8613 - Latino Treatment Center	00008-2024		Paid by EFT # 86209		02/07/2024	02/15/2024	02/15/2024	02/15/2024	02/26/2024	200.00
12596 - Lighthouse Recovery, Inc.	8287		Paid by EFT # 86213		01/03/2024	02/15/2024	02/15/2024	02/15/2024	02/26/2024	75.00
7238 - About Change Counseling	0141		Paid by Check # 383521		01/26/2024	02/05/2024	02/05/2024	02/05/2024	02/26/2024	150.00
7238 - About Change Counseling	0143		Paid by Check # 383521		01/26/2024	02/05/2024	02/05/2024	02/05/2024	02/26/2024	420.00
7238 - About Change Counseling	0145		Paid by Check # 383521		01/26/2024	02/05/2024	02/05/2024	02/05/2024	02/26/2024	360.00
7238 - About Change Counseling	0146		Paid by Check # 383521		01/26/2024	02/05/2024	02/05/2024	02/05/2024	02/26/2024	180.00
8973 - Braden Counseling Center, P.C.	KC12152023-1b		Paid by EFT # 86084		12/20/2023	02/14/2024	02/14/2024	02/14/2024	02/26/2024	60.00
8973 - Braden Counseling Center, P.C.	KC12182023-1b		Paid by EFT # 86084		12/20/2023	02/14/2024	02/14/2024	02/14/2024	02/26/2024	170.00
8973 - Braden Counseling Center, P.C.	KC12192023b		Paid by EFT # 86084		12/20/2023	02/14/2024	02/14/2024	02/14/2024	02/26/2024	60.00
8973 - Braden Counseling Center, P.C.	KC12202023-2b		Paid by EFT # 86084		12/20/2023	02/14/2024	02/14/2024	02/14/2024	02/26/2024	200.00



Judiciary & Public Safety A/P by GL Distribution

Payment Date Range 02/01/24 - 02/29/24

Vendor	Invoice No.	Invoice Description	Status	Held Reason	Invoice Date	Due Date	G/L Date	Received Date	Payment Date	Invoice Amount
Fund 270 - Probation Services										
Department 430 - Court Services										
Sub-Department 460 - Probation Services										
Account 50200 - Psychological/Psychiatric										
8973 - Braden Counseling Center, P.C.	KC01082024		Paid by EFT # 86084		01/08/2024	02/14/2024	02/14/2024	02/14/2024	02/26/2024	50.00
8973 - Braden Counseling Center, P.C.	KC01082024-1		Paid by EFT # 86084		01/08/2024	02/14/2024	02/14/2024	02/14/2024	02/26/2024	120.00
8973 - Braden Counseling Center, P.C.	KC01082024-2		Paid by EFT # 86084		01/08/2024	02/14/2024	02/14/2024	02/14/2024	02/26/2024	50.00
8973 - Braden Counseling Center, P.C.	KC01092024		Paid by EFT # 86084		01/09/2024	02/14/2024	02/14/2024	02/14/2024	02/26/2024	50.00
8973 - Braden Counseling Center, P.C.	KC01092024-1		Paid by EFT # 86084		01/09/2024	02/14/2024	02/14/2024	02/14/2024	02/26/2024	100.00
8973 - Braden Counseling Center, P.C.	KC01092024-3		Paid by EFT # 86084		01/09/2024	02/14/2024	02/14/2024	02/14/2024	02/26/2024	320.00
8973 - Braden Counseling Center, P.C.	KC01092024-5		Paid by EFT # 86084		01/09/2024	02/14/2024	02/14/2024	02/14/2024	02/26/2024	320.00
8973 - Braden Counseling Center, P.C.	KC01222024		Paid by EFT # 86084		01/22/2024	02/14/2024	02/14/2024	02/14/2024	02/26/2024	690.00
8973 - Braden Counseling Center, P.C.	KC01222024-2b		Paid by EFT # 86084		01/22/2024	02/14/2024	02/14/2024	02/14/2024	02/26/2024	400.00
8973 - Braden Counseling Center, P.C.	KC01222024-3b		Paid by EFT # 86084		12/31/2023	02/14/2024	02/14/2024	02/14/2024	02/26/2024	50.00
8973 - Braden Counseling Center, P.C.	KC01222024-4		Paid by EFT # 86084		01/22/2024	02/14/2024	02/14/2024	02/14/2024	02/26/2024	480.00
8973 - Braden Counseling Center, P.C.	KC01222024-5b		Paid by EFT # 86084		01/22/2024	02/14/2024	02/14/2024	02/14/2024	02/26/2024	550.00
8973 - Braden Counseling Center, P.C.	KC01222024-6b		Paid by EFT # 86084		01/22/2024	02/14/2024	02/14/2024	02/14/2024	02/26/2024	240.00
8973 - Braden Counseling Center, P.C.	KC01222024-7		Paid by EFT # 86084		01/22/2024	02/14/2024	02/14/2024	02/14/2024	02/26/2024	610.00
8973 - Braden Counseling Center, P.C.	KC01242024		Paid by EFT # 86084		01/24/2024	02/14/2024	02/14/2024	02/14/2024	02/26/2024	75.00
8973 - Braden Counseling Center, P.C.	KC01242024-10		Paid by EFT # 86084		01/24/2024	02/14/2024	02/14/2024	02/14/2024	02/26/2024	300.00
8973 - Braden Counseling Center, P.C.	KC01242024-11		Paid by EFT # 86084		12/31/2023	02/14/2024	02/14/2024	02/14/2024	02/26/2024	120.00
8973 - Braden Counseling Center, P.C.	KC01242024-12		Paid by EFT # 86084		01/24/2024	02/14/2024	02/14/2024	02/14/2024	02/26/2024	125.00
8973 - Braden Counseling Center, P.C.	KC01242024-3		Paid by EFT # 86084		01/24/2024	02/14/2024	02/14/2024	02/14/2024	02/26/2024	150.00
8973 - Braden Counseling Center, P.C.	KC01242024-5b		Paid by EFT # 86084		01/24/2024	02/14/2024	02/14/2024	02/14/2024	02/26/2024	860.00
8973 - Braden Counseling Center, P.C.	KC01242024-6		Paid by EFT # 86084		01/24/2024	02/14/2024	02/14/2024	02/14/2024	02/26/2024	150.00



Judiciary & Public Safety A/P by GL Distribution

Payment Date Range 02/01/24 - 02/29/24

Vendor	Invoice No.	Invoice Description	Status	Held Reason	Invoice Date	Due Date	G/L Date	Received Date	Payment Date	Invoice Amount
Fund 270 - Probation Services										
Department 430 - Court Services										
Sub-Department 460 - Probation Services										
Account 50200 - Psychological/Psychiatric Svcs										
8973 - Braden Counseling Center, P.C.	KC01242024-6b	[REDACTED]	Paid by EFT # 86084		12/31/2023	02/14/2024	02/14/2024	02/14/2024	02/26/2024	60.00
8973 - Braden Counseling Center, P.C.	KC01242024-7	[REDACTED]	Paid by EFT # 86084		01/24/2024	02/14/2024	02/14/2024	02/14/2024	02/26/2024	300.00
8973 - Braden Counseling Center, P.C.	KC01242024-8	[REDACTED]	Paid by EFT # 86084		12/31/2023	02/14/2024	02/14/2024	02/14/2024	02/26/2024	150.00
8973 - Braden Counseling Center, P.C.	KC01242024-9	[REDACTED]	Paid by EFT # 86084		01/24/2024	02/14/2024	02/14/2024	02/14/2024	02/26/2024	500.00
8973 - Braden Counseling Center, P.C.	KC01252024	[REDACTED]	Paid by EFT # 86084		12/31/2023	02/14/2024	02/14/2024	02/14/2024	02/26/2024	390.00
8973 - Braden Counseling Center, P.C.	KC01252024-1	[REDACTED]	Paid by EFT # 86084		12/31/2023	02/14/2024	02/14/2024	02/14/2024	02/26/2024	120.00
							Account 50200 - Psychological/Psychiatric Svcs Totals		Invoice Transactions 86	\$17,360.16
Account 50410 - Polygraph Testing										
11366 - Eagle Eye Polygraph, LLC	1201	Maintenance Test	Paid by EFT # 86131		02/07/2024	02/14/2024	02/14/2024	02/14/2024	02/26/2024	300.00
							Account 50410 - Polygraph Testing Totals		Invoice Transactions 1	\$300.00
Account 60540 - Testing Materials										
1595 - Abel Screening Inc	2244711	CLIENT #806897	Paid by EFT # 86053		01/02/2024	02/13/2024	02/13/2024	02/13/2024	02/26/2024	79.00
1595 - Abel Screening Inc	2244712	CLIENT #806901	Paid by EFT # 86053		01/03/2024	02/13/2024	02/13/2024	02/13/2024	02/26/2024	79.00
1595 - Abel Screening Inc	2244713	CLIENT #806902	Paid by EFT # 86053		01/08/2024	02/13/2024	02/13/2024	02/13/2024	02/26/2024	79.00
1595 - Abel Screening Inc	2244714	CLIENT #806903	Paid by EFT # 86053		01/16/2024	02/13/2024	02/13/2024	02/13/2024	02/26/2024	79.00
1595 - Abel Screening Inc	2244715	CLIENT #806904	Paid by EFT # 86053		01/09/2024	02/13/2024	02/13/2024	02/13/2024	02/26/2024	79.00
1595 - Abel Screening Inc	2244716	CLIENT #806905	Paid by EFT # 86053		01/10/2024	02/13/2024	02/13/2024	02/13/2024	02/26/2024	79.00
1595 - Abel Screening Inc	2244717	CLIENT #806906	Paid by EFT # 86053		01/11/2024	02/13/2024	02/13/2024	02/13/2024	02/26/2024	79.00
1595 - Abel Screening Inc	2244718	CLIENT #806907	Paid by EFT # 86053		01/24/2024	02/13/2024	02/13/2024	02/13/2024	02/26/2024	79.00
1595 - Abel Screening Inc	2244719	CLIENT #806908	Paid by EFT # 86053		01/25/2024	02/13/2024	02/13/2024	02/13/2024	02/26/2024	79.00
1595 - Abel Screening Inc	2244720	CLIENT #806909	Paid by EFT # 86053		01/26/2024	02/13/2024	02/13/2024	02/13/2024	02/26/2024	79.00
1595 - Abel Screening Inc	2245024	CLIENT #806900	Paid by EFT # 86053		01/22/2024	02/13/2024	02/13/2024	02/13/2024	02/26/2024	79.00



Judiciary & Public Safety A/P by GL Distribution

Payment Date Range 02/01/24 - 02/29/24

Vendor	Invoice No.	Invoice Description	Status	Held Reason	Invoice Date	Due Date	G/L Date	Received Date	Payment Date	Invoice Amount
Fund 270 - Probation Services										
Department 430 - Court Services										
Sub-Department 460 - Probation Services										
Account 60540 - Testing Materials										
1595 - Abel Screening Inc	2245025	CLIENT #806910	Paid by EFT # 86053		01/31/2024	02/13/2024	02/13/2024	02/13/2024	02/26/2024	79.00
							Account 60540 - Testing Materials Totals		Invoice Transactions 12	<u>\$948.00</u>
							Sub-Department 460 - Probation Services Totals		Invoice Transactions 104	<u>\$22,098.81</u>
							Department 430 - Court Services Totals		Invoice Transactions 114	<u>\$28,116.01</u>
							Fund 270 - Probation Services Totals		Invoice Transactions 114	<u>\$28,116.01</u>
Fund 273 - Drug Court Special Resources										
Department 430 - Court Services										
Sub-Department 464 - Adult Drug Court Spec Resources										
Account 50150 - Contractual/Consulting Services										
3521 - Ecker Center for Mental Health	24-02-01	JAN24 DRC SUPR SVCS	Paid by EFT # 85862		02/01/2024	02/01/2024	02/01/2024	02/01/2024	02/13/2024	592.62
3521 - Ecker Center for Mental Health	24-02-01 DRC CMH	DRC JAN24 MNTHLY SVCS TO DRC PARTICIPANTS	Paid by EFT # 86133		02/01/2024	02/05/2024	02/05/2024	02/05/2024	02/26/2024	1,250.00
							Account 50150 - Contractual/Consulting Services Totals		Invoice Transactions 2	<u>\$1,842.62</u>
Account 50200 - Psychological/Psychiatric Svcs										
3521 - Ecker Center for Mental Health	000-11-7056 2023	[REDACTED]	Paid by EFT # 85863		01/31/2024	02/01/2024	11/30/2023	02/01/2024	02/13/2024	2,690.00
3521 - Ecker Center for Mental Health	000-11-7056 2024	[REDACTED]	Paid by EFT # 85863		01/31/2024	02/01/2024	02/01/2024	02/01/2024	02/13/2024	2,970.00
							Account 50200 - Psychological/Psychiatric Svcs Totals		Invoice Transactions 2	<u>\$5,660.00</u>
Account 50500 - Lab Services										
4526 - Fifth Third Bank	0802-ES-01/24	JAN23 Pcard chgs	Paid by EFT # 86146		02/05/2024	02/14/2024	02/14/2024	02/14/2024	02/26/2024	(2,050.00)
13390 - PharmChem, Inc.	INV430215	DRC Sweat Patch Analysis Jan 24	Paid by EFT # 86250		01/31/2024	02/14/2024	02/14/2024	02/14/2024	02/26/2024	81.90
1062 - Redwood Toxicology Inc.	02021120241	DRC Testing January 2024	Paid by EFT # 86271		01/31/2024	02/14/2024	02/14/2024	02/14/2024	02/26/2024	9,786.15
							Account 50500 - Lab Services Totals		Invoice Transactions 3	<u>\$7,818.05</u>
Account 50630 - Halfway House										
14280 - Evergreen Shared Housing	1003	DRC BJA 01/08- 01/22/24 HALFWAY HOUSE	Paid by EFT # 85869		01/08/2024	01/25/2024	01/25/2024	01/25/2024	02/13/2024	690.00
8022 - Serenity House Counseling Services, Inc.	1190	DRC BJA 01/04- 01/17/2024 HALFWAY HOUSE	Paid by EFT # 86001		01/22/2024	01/25/2024	01/25/2024	01/25/2024	02/13/2024	340.00
8022 - Serenity House Counseling Services, Inc.	1181a	DRC 12/22/23- 01/14/2024 HALFWAY HOUSE	Paid by EFT # 86291		01/03/2024	02/13/2024	02/13/2024	02/13/2024	02/26/2024	340.00



Judiciary & Public Safety A/P by GL Distribution

Payment Date Range 02/01/24 - 02/29/24

Vendor	Invoice No.	Invoice Description	Status	Held Reason	Invoice Date	Due Date	G/L Date	Received Date	Payment Date	Invoice Amount	
Fund 273 - Drug Court Special Resources											
Department 430 - Court Services											
Sub-Department 464 - Adult Drug Court Spec Resources											
Account 50630 - Halfway House											
8022 - Serenity House Counseling Services, Inc.	1186a	DRC 12/25/23-01/07/24 HALFWAY HOUSE	Paid by EFT # 86291		01/16/2024	02/13/2024	02/13/2024	02/13/2024	02/26/2024	340.00	
14280 - Evergreen Shared Housing	1004	DRC BJA 01/22-02/05/2024 HALFWAY HOUSE	Paid by EFT # 86139		01/22/2024	02/15/2024	02/15/2024	02/15/2024	02/26/2024	440.00	
14280 - Evergreen Shared Housing	1007	DRC BJA 02/06-02/07/2024 HALFWAY HOUSE	Paid by EFT # 86139		02/07/2024	02/15/2024	02/15/2024	02/15/2024	02/26/2024	62.86	
									Account 50630 - Halfway House Totals	Invoice Transactions 6	\$2,212.86
Account 52240 - Repairs and Maint- Office Equip											
9179 - iTouch Biometrics, LLC	6540	Yearly Accurate ID Software Maintenance	Paid by EFT # 86187		01/30/2024	02/14/2024	02/14/2024	02/14/2024	02/26/2024	123.75	
									Account 52240 - Repairs and Maint- Office Equip Totals	Invoice Transactions 1	\$123.75
Account 60010 - Operating Supplies											
4526 - Fifth Third Bank	0802-ES-01/24	JAN23 Pcard chgs	Paid by EFT # 86146		02/05/2024	02/14/2024	02/14/2024	02/14/2024	02/26/2024	25.49	
									Account 60010 - Operating Supplies Totals	Invoice Transactions 1	\$25.49
Account 60530 - Sanction Incentives											
4526 - Fifth Third Bank	0802-ES-01/24	JAN23 Pcard chgs	Paid by EFT # 86146		02/05/2024	02/14/2024	02/14/2024	02/14/2024	02/26/2024	383.47	
									Account 60530 - Sanction Incentives Totals	Invoice Transactions 1	\$383.47
									Sub-Department 464 - Adult Drug Court Spec Resources Totals	Invoice Transactions 16	\$18,066.24
									Department 430 - Court Services Totals	Invoice Transactions 16	\$18,066.24
									Fund 273 - Drug Court Special Resources Totals	Invoice Transactions 16	\$18,066.24
Fund 276 - Probation Victim Services											
Department 430 - Court Services											
Sub-Department 000 - Revenues											
Account 35180 - Probation Victim Services Fees											
			Paid by Check # 383505		11/16/2023	02/01/2024	02/01/2024		02/13/2024	7.60	
			Paid by Check # 383506		11/16/2023	02/01/2024	02/01/2024		02/13/2024	4.80	
			Paid by Check # 383507		01/17/2024	02/01/2024	02/01/2024		02/13/2024	21.00	
			Paid by Check # 383508		11/21/2023	02/01/2024	02/01/2024		02/13/2024	14.38	
			Paid by Check # 383510		12/19/2023	02/01/2024	02/01/2024		02/13/2024	7.60	
			Paid by Check # 383512		01/05/2024	02/01/2024	02/01/2024		02/13/2024	6.00	



Judiciary & Public Safety A/P by GL Distribution

Payment Date Range 02/01/24 - 02/29/24

Vendor	Invoice No.	Invoice Description	Status	Held Reason	Invoice Date	Due Date	G/L Date	Received Date	Payment Date	Invoice Amount
Fund 276 - Probation Victim Services										
Department 430 - Court Services										
Sub-Department 000 - Revenues										
Account 35180 - Probation Victim Services Fees										
			Paid by Check # 383513		01/03/2024	02/01/2024	02/01/2024		02/13/2024	8.00
			Paid by Check # 383514		12/19/2023	02/01/2024	02/01/2024		02/13/2024	16.42
			Paid by Check # 383515		11/30/2023	02/02/2024	02/02/2024		02/13/2024	16.00
			Paid by Check # 383516		10/25/2023	02/01/2024	02/01/2024		02/13/2024	21.00
Account 35180 - Probation Victim Services Fees Totals							Invoice Transactions	10		<u>\$122.80</u>
Sub-Department 000 - Revenues Totals							Invoice Transactions	10		<u>\$122.80</u>
Department 430 - Court Services Totals							Invoice Transactions	10		<u>\$122.80</u>
Fund 276 - Probation Victim Services Totals							Invoice Transactions	10		<u>\$122.80</u>
Fund 289 - Coroner Administration										
Department 490 - Coroner										
Sub-Department 491 - Coroner Administration										
Account 50385 - Direct Cremation										
4526 - Fifth Third Bank	0268-LC-01/24	January 2024 (1/5/24-2/5/24)	Paid by EFT # 86146		02/05/2024	02/15/2024	02/14/2024		02/26/2024	115.30
Account 50385 - Direct Cremation Totals							Invoice Transactions	1		<u>\$115.30</u>
Account 55000 - Miscellaneous Contractual Exp										
3986 - Illinois Emergency Management Agency (IEMA)	9265069-2024	x-ray machine	Paid by Check # 383445		01/04/2024	02/02/2024	01/31/2024		02/13/2024	75.00
7616 - Marberry Cleaners & Launderers	24018-577	laundry services	Paid by Check # 383455		01/25/2024	02/02/2024	01/31/2024		02/13/2024	25.44
7616 - Marberry Cleaners & Launderers	24025-354	Laundry	Paid by Check # 383455		02/01/2024	02/02/2024	02/01/2024		02/13/2024	73.14
1482 - Stericycle, Inc.	8005968415	Biohazard waste	Paid by Check # 383617		01/25/2024	02/15/2024	02/08/2024		02/26/2024	474.87
Account 55000 - Miscellaneous Contractual Exp Totals							Invoice Transactions	4		<u>\$648.45</u>
Account 60000 - Office Supplies										
4526 - Fifth Third Bank	0268-LC-01/24	January 2024 (1/5/24-2/5/24)	Paid by EFT # 86146		02/05/2024	02/15/2024	02/14/2024		02/26/2024	66.00
3578 - Warehouse Direct, Inc.	5635868-0	Office supply	Paid by EFT # 86345		12/21/2023	02/15/2024	02/15/2024		02/26/2024	17.38
3578 - Warehouse Direct, Inc.	5631822-0	Office supply	Paid by EFT # 86345		12/15/2023	02/15/2024	02/15/2024		02/26/2024	45.06
3578 - Warehouse Direct, Inc.	5631576-0	Office supply	Paid by EFT # 86345		12/14/2023	02/15/2024	02/15/2024		02/26/2024	386.75
3578 - Warehouse Direct, Inc.	5631576-1	Office supply	Paid by EFT # 86345		12/18/2023	02/15/2024	02/15/2024		02/26/2024	70.64
Account 60000 - Office Supplies Totals							Invoice Transactions	5		<u>\$585.83</u>



Judiciary & Public Safety A/P by GL Distribution

Payment Date Range 02/01/24 - 02/29/24

Vendor	Invoice No.	Invoice Description	Status	Held Reason	Invoice Date	Due Date	G/L Date	Received Date	Payment Date	Invoice Amount	
Fund 289 - Coroner Administration											
Department 490 - Coroner											
Sub-Department 491 - Coroner Administration											
Account 60010 - Operating Supplies											
8338 - Copy King Office Solutions Inc	78240	Copies	Paid by EFT # 85845		01/31/2024	02/02/2024	01/31/2024		02/13/2024	212.62	
3509 - DS Services of America, Inc. dba Primo Water NA	23847828-012024	Water	Paid by EFT # 86128		01/20/2024	02/15/2024	02/09/2024		02/26/2024	41.56	
4526 - Fifth Third Bank	0268-LC-01/24	January 2024 (1/5/24-2/5/24)	Paid by EFT # 86146		02/05/2024	02/15/2024	02/14/2024		02/26/2024	810.79	
4526 - Fifth Third Bank	0250-RR-01/24	January 2024 P-cards	Paid by EFT # 86146		02/05/2024	02/15/2024	02/14/2024		02/26/2024	12,726.29	
14288 - JNJ Assets, LLC dba Garage Store	139040	Operating Supplies	Paid by Check # 383585		12/21/2023	02/15/2024	02/08/2024		02/26/2024	4,400.00	
7616 - Marberry Cleaners & Launderers	24032-228	Laundry	Paid by Check # 383594		02/08/2024	02/15/2024	02/08/2024		02/26/2024	63.60	
12266 - TIAA Commercial Finance Inc	9885402	Operating supplies	Paid by Check # 383621		02/08/2024	02/15/2024	02/14/2024		02/26/2024	217.00	
10882 - Twin Pines Service Corporation, Inc.	2437964/2437963	Cremation	Paid by EFT # 86320		01/23/2024	02/15/2024	02/08/2024		02/26/2024	600.00	
									Account 60010 - Operating Supplies Totals	Invoice Transactions 8	<u>\$19,071.86</u>
Account 60210 - Uniform Supplies											
4526 - Fifth Third Bank	0268-LC-01/24	January 2024 (1/5/24-2/5/24)	Paid by EFT # 86146		02/05/2024	02/15/2024	02/14/2024		02/26/2024	285.35	
									Account 60210 - Uniform Supplies Totals	Invoice Transactions 1	<u>\$285.35</u>
Account 70070 - Automotive Equipment											
11061 - Bob Jass Chevrolet, Inc.	155532	2024 Chevrolet Suburban Z71 4x4	Paid by EFT # 86049		02/14/2024	02/15/2024	02/15/2024		02/21/2024	65,583.03	
									Account 70070 - Automotive Equipment Totals	Invoice Transactions 1	<u>\$65,583.03</u>
									Sub-Department 491 - Coroner Administration Totals	Invoice Transactions 20	<u>\$86,289.82</u>
									Department 490 - Coroner Totals	Invoice Transactions 20	<u>\$86,289.82</u>
									Fund 289 - Coroner Administration Totals	Invoice Transactions 20	<u>\$86,289.82</u>
Fund 490 - Kane County Law Enforcement											
Department 300 - State's Attorney											
Sub-Department 334 - KC Law Enforcement											
Account 50150 - Contractual/Consulting Services											
14300 - Illinois Phlebotomy Services, LLC	1929	Phlebotomist - DUI Task Force Blood Draw Program	Paid by EFT # 86180		01/19/2024	02/09/2024	02/09/2024		02/26/2024	425.00	
									Account 50150 - Contractual/Consulting Services Totals	Invoice Transactions 1	<u>\$425.00</u>
									Sub-Department 334 - KC Law Enforcement Totals	Invoice Transactions 1	<u>\$425.00</u>
									Department 300 - State's Attorney Totals	Invoice Transactions 1	<u>\$425.00</u>
									Fund 490 - Kane County Law Enforcement Totals	Invoice Transactions 1	<u>\$425.00</u>
									Grand Totals	Invoice Transactions 913	<u>\$2,448,681.51</u>

Committee Revenue Budget Report - by Account Detail
Through February 29, 2024 (25.0% YTD)
***2019, 2020, 2021, 2022 Actual Full Fiscal Year, **2023 DRAFT**

Department / Fund / Account Classification	2019 Actual Amount*	2020 Actual Amount*	2021 Actual Amount*	2022 Actual Amount*	2023 Actual Amount**	2023 Adopted Budget	2023 YTD% Actual/Budget	2024 Actual Amount	2024 Adopted Budget	2024 YTD% Actual/Budget	2019 - 2024 Trend
240 Judiciary and Courts	\$ 726,495	\$ 735,235	\$ 1,096,134	\$ 1,276,289	\$ 1,228,997	\$ 909,868	135.1%	\$ 176,581	\$ 995,583	17.7%	
001 General Fund	\$ 234,316	\$ 312,267	\$ 802,507	\$ 955,012	\$ 906,246	\$ 688,030	131.7%	\$ 129,742	\$ 763,030	17.0%	
Revenue	\$ 234,316	\$ 312,267	\$ 802,507	\$ 955,012	\$ 906,246	\$ 688,030	131.7%	\$ 129,742	\$ 763,030	17.0%	
Other	\$ 1,168	\$ 55,064	\$ -	\$ 53,697	\$ -	\$ 5,000	0.0%	\$ 8,454	\$ 5,000	169.1%	
38900 - Miscellaneous Other	\$ 1,168	\$ 55,064	\$ -	\$ 53,697	\$ -	\$ 5,000	0.0%	\$ 8,454	\$ 5,000	169.1%	
Charges for Services	\$ 233,148	\$ 156,203	\$ 123,444	\$ 108,898	\$ 96,761	\$ 103,880	93.1%	\$ 17,008	\$ 103,880	16.4%	
34520 - Mental Health/Specialty Court Fees	\$ 233,148	\$ 156,203	\$ 123,444	\$ 108,898	\$ 96,761	\$ 103,880	93.1%	\$ 17,008	\$ 103,880	16.4%	
Fines	\$ -	\$ 99,639	\$ 215,380	\$ 246,650	\$ 261,128	\$ 221,500	117.9%	\$ 43,803	\$ 250,000	17.5%	
36115 - Judicial Technology Fine	\$ -	\$ 99,639	\$ 215,380	\$ 246,650	\$ 261,128	\$ 221,500	117.9%	\$ 43,803	\$ 250,000	17.5%	
Grants	\$ -	\$ 1,361	\$ 552	\$ 5,122	\$ 2,744	\$ 2,650	103.5%	\$ -	\$ 4,150	0.0%	
33700 - Child Protection Data Court Grant	\$ -	\$ 1,361	\$ 552	\$ 5,122	\$ 2,744	\$ 2,650	103.5%	\$ -	\$ 4,150	0.0%	
Reimbursements	\$ -	\$ -	\$ 463,131	\$ 540,646	\$ 545,614	\$ 355,000	153.7%	\$ 60,478	\$ 400,000	15.1%	
37630 - Interpreter Service Reimbursements	\$ -	\$ -	\$ 463,131	\$ 540,646	\$ 545,614	\$ 355,000	153.7%	\$ 60,478	\$ 400,000	15.1%	
195 Children's Waiting Room	\$ 369,127	\$ 343,260	\$ 236,727	\$ 259,153	\$ 285,523	\$ 144,755	197.2%	\$ 46,493	\$ 147,135	31.6%	
Revenue	\$ 369,127	\$ 343,260	\$ 236,727	\$ 259,153	\$ 285,523	\$ 144,755	197.2%	\$ 46,493	\$ 147,135	31.6%	
Interest Revenue	\$ 2,894	\$ 6,843	\$ (528)	\$ (4,065)	\$ 10,768	\$ 1,005	1,071.4%	\$ -	\$ 10,385	0.0%	
38000 - Investment Income	\$ 2,894	\$ 6,843	\$ (528)	\$ (4,065)	\$ 10,768	\$ 1,005	1,071.4%	\$ -	\$ 10,385	0.0%	
Other	\$ -	\$ -	\$ -	\$ -	\$ -	\$ 7,000	0.0%	\$ -	\$ -	0.0%	
39900 - Fund Balance Utilization	\$ -	\$ -	\$ -	\$ -	\$ -	\$ 7,000	0.0%	\$ -	\$ -	0.0%	
Charges for Services	\$ 366,233	\$ 336,417	\$ 237,255	\$ 263,218	\$ 274,756	\$ 136,750	200.9%	\$ 46,493	\$ 136,750	34.0%	
34270 - Children's Waiting Room Fees	\$ 366,233	\$ 336,417	\$ 237,255	\$ 263,218	\$ 274,756	\$ 136,750	200.9%	\$ 46,493	\$ 136,750	34.0%	
196 D.U.I.	\$ 39,526	\$ 46,152	\$ 20,257	\$ 5,194	\$ 12,734	\$ 12,580	101.2%	\$ 345	\$ 19,539	1.8%	
Revenue	\$ 39,526	\$ 46,152	\$ 20,257	\$ 5,194	\$ 12,734	\$ 12,580	101.2%	\$ 345	\$ 19,539	1.8%	
Interest Revenue	\$ 3,386	\$ 2,563	\$ (1)	\$ (2,812)	\$ 7,052	\$ 580	1,215.9%	\$ -	\$ 7,539	0.0%	
38000 - Investment Income	\$ 3,386	\$ 2,563	\$ (1)	\$ (2,812)	\$ 7,052	\$ 580	1,215.9%	\$ -	\$ 7,539	0.0%	
Fines	\$ 36,140	\$ 43,590	\$ 20,258	\$ 8,006	\$ 5,681	\$ 12,000	47.3%	\$ 345	\$ 12,000	2.9%	
36050 - DUI Fines	\$ 36,140	\$ 43,590	\$ 20,258	\$ 8,006	\$ 5,681	\$ 12,000	47.3%	\$ 345	\$ 12,000	2.9%	
197 Foreclosure Mediation Fund	\$ 69,467	\$ 28,116	\$ 26,963	\$ 46,609	\$ 24,381	\$ 61,503	39.6%	\$ -	\$ 62,758	0.0%	
Revenue	\$ 69,467	\$ 28,116	\$ 26,963	\$ 46,609	\$ 24,381	\$ 61,503	39.6%	\$ -	\$ 62,758	0.0%	
Interest Revenue	\$ 3,767	\$ 2,316	\$ (37)	\$ (1,691)	\$ 4,581	\$ 590	776.5%	\$ -	\$ 4,758	0.0%	
38000 - Investment Income	\$ 3,767	\$ 2,316	\$ (37)	\$ (1,691)	\$ 4,581	\$ 590	776.5%	\$ -	\$ 4,758	0.0%	
Other	\$ -	\$ -	\$ -	\$ -	\$ -	\$ 2,913	0.0%	\$ -	\$ -	0.0%	
39900 - Fund Balance Utilization	\$ -	\$ -	\$ -	\$ -	\$ -	\$ 2,913	0.0%	\$ -	\$ -	0.0%	
Charges for Services	\$ 65,700	\$ 25,800	\$ 9,900	\$ 48,300	\$ 19,800	\$ 58,000	34.1%	\$ -	\$ 58,000	0.0%	
34375 - Foreclosure Filing Fee	\$ 65,700	\$ 25,800	\$ 9,900	\$ 48,300	\$ 19,800	\$ 58,000	34.1%	\$ -	\$ 58,000	0.0%	
Transfers In	\$ -	\$ -	\$ 17,100	\$ -	\$ -	\$ -	0.0%	\$ -	\$ -	0.0%	
39000 - Transfer From Other Funds	\$ -	\$ -	\$ 17,100	\$ -	\$ -	\$ -	0.0%	\$ -	\$ -	0.0%	
492 Marriage Fees	\$ 14,060	\$ 5,440	\$ 9,680	\$ 10,321	\$ 112	\$ 3,000	3.7%	\$ -	\$ 3,121	0.0%	
Revenue	\$ 14,060	\$ 5,440	\$ 9,680	\$ 10,321	\$ 112	\$ 3,000	3.7%	\$ -	\$ 3,121	0.0%	
Interest Revenue	\$ -	\$ -	\$ -	\$ (49)	\$ 112	\$ -	0.0%	\$ -	\$ 121	0.0%	
38000 - Investment Income	\$ -	\$ -	\$ -	\$ (49)	\$ 112	\$ -	0.0%	\$ -	\$ 121	0.0%	
Charges for Services	\$ 14,060	\$ 5,440	\$ 6,080	\$ 10,370	\$ -	\$ 3,000	0.0%	\$ -	\$ 3,000	0.0%	
35390 - Wedding Fee	\$ 14,060	\$ 5,440	\$ 6,080	\$ 10,370	\$ -	\$ 3,000	0.0%	\$ -	\$ 3,000	0.0%	
Transfers In	\$ -	\$ -	\$ 3,600	\$ -	\$ -	\$ -	0.0%	\$ -	\$ -	0.0%	
39000 - Transfer From Other Funds	\$ -	\$ -	\$ 3,600	\$ -	\$ -	\$ -	0.0%	\$ -	\$ -	0.0%	
Grand Total	\$ 726,495	\$ 735,235	\$ 1,096,134	\$ 1,276,289	\$ 1,228,997	\$ 909,868	135.1%	\$ 176,581	\$ 995,583	17.7%	

Committee Expense Budget Report - by Account Detail
Through February 29, 2024 (25.0% YTD, 23.08% Payroll Expense through Pay Period Ending 2/17/2024)
***2019, 2020, 2021, 2022 Actual Full Fiscal Year, **2023 DRAFT**

Department / Fund / Account Classification	2019 Actual Amount*	2020 Actual Amount*	2021 Actual Amount*	2022 Actual Amount*	2023 Actual Amount**	2023 Adopted Budget	2023 YTD% Actual/Budget	2024 Actual Amount	2024 Adopted Budget	2024 YTD% Actual/Budget	2019 - 2024 Trend
240 Judiciary and Courts	\$ 3,187,738	\$ 2,860,638	\$ 3,814,931	\$ 3,690,043	\$ 4,010,793	\$ 4,433,992	90.5%	\$ 718,828	\$ 4,370,214	16.4%	
001 General Fund	\$ 3,010,361	\$ 2,701,078	\$ 3,146,700	\$ 3,523,837	\$ 3,817,202	\$ 4,212,154	90.6%	\$ 667,993	\$ 4,137,661	16.1%	
Expenses	\$ 3,010,361	\$ 2,701,078	\$ 3,146,700	\$ 3,523,837	\$ 3,817,202	\$ 4,212,154	90.6%	\$ 667,993	\$ 4,137,661	16.1%	
Personnel Services- Salaries & Wages	\$ 1,368,285	\$ 1,356,233	\$ 1,579,952	\$ 1,695,748	\$ 1,874,945	\$ 1,890,808	99.2%	\$ 399,816	\$ 2,033,561	19.7%	
40000 - Salaries and Wages	\$ 1,353,008	\$ 1,492,345	\$ 1,554,500	\$ 1,680,214	\$ 1,859,283	\$ 1,935,778	96.0%	\$ 398,178	\$ 2,022,531	19.7%	
40005 - New Position Budget Moved to Contingency	\$ -	\$ -	\$ -	\$ -	\$ -	\$ (56,000)	0.0%	\$ -	\$ -	0.0%	
40009 - Salaries and Wages Subsidy	\$ -	\$ (150,591)	\$ (1,843)	\$ -	\$ -	\$ -	0.0%	\$ -	\$ -	0.0%	
40040 - Lump Sum Distribution	\$ -	\$ -	\$ 11,000	\$ -	\$ -	\$ -	0.0%	\$ -	\$ -	0.0%	
40120 - Seasonal/Temporary Salaries	\$ -	\$ -	\$ -	\$ -	\$ -	\$ -	0.0%	\$ -	\$ -	0.0%	
40200 - Overtime Salaries	\$ 1,916	\$ 2,536	\$ 3,171	\$ 3,121	\$ 5,263	\$ 10,030	52.5%	\$ 1,638	\$ 10,030	16.3%	
40300 - Employee Per Diem	\$ -	\$ -	\$ 680	\$ -	\$ -	\$ 500	0.0%	\$ -	\$ 500	0.0%	
40310 - Bond Call	\$ 13,361	\$ 11,943	\$ 12,445	\$ 12,413	\$ 10,400	\$ 500	2,080.0%	\$ -	\$ 500	0.0%	
Personnel Services- Employee Benefits	\$ 267,414	\$ 284,297	\$ 337,414	\$ 385,244	\$ 387,093	\$ 555,096	69.7%	\$ 424	\$ 2,400	17.7%	
45000 - Healthcare Contribution	\$ 257,563	\$ 306,494	\$ 325,961	\$ 374,030	\$ 375,054	\$ 538,500	69.6%	\$ -	\$ -	0.0%	
45009 - Healthcare Subsidy	\$ -	\$ (31,707)	\$ -	\$ -	\$ -	\$ -	0.0%	\$ -	\$ -	0.0%	
45010 - Dental Contribution	\$ 9,073	\$ 10,683	\$ 11,453	\$ 11,214	\$ 11,048	\$ 14,196	77.8%	\$ -	\$ -	0.0%	
45019 - Dental Subsidy	\$ -	\$ (1,173)	\$ -	\$ -	\$ -	\$ -	0.0%	\$ -	\$ -	0.0%	
45400 - Uniform Allowance	\$ 778	\$ -	\$ -	\$ -	\$ 991	\$ 2,400	41.3%	\$ 424	\$ 2,400	17.7%	
Contractual Services	\$ 1,271,570	\$ 978,305	\$ 1,072,541	\$ 1,345,647	\$ 1,441,454	\$ 1,689,000	85.3%	\$ 264,495	\$ 1,985,700	13.3%	
50040 - State of Illinois Salaries	\$ -	\$ -	\$ -	\$ -	\$ -	\$ 16,000	0.0%	\$ -	\$ 16,000	0.0%	
50050 - Jurors- Circuit Court	\$ 237,867	\$ 117,436	\$ 120,567	\$ 121,612	\$ 132,809	\$ 300,000	44.3%	\$ 43,793	\$ 300,000	14.6%	
50060 - Jurors- Grand Jury	\$ -	\$ 3,378	\$ 174	\$ -	\$ -	\$ 1,000	0.0%	\$ -	\$ 1,000	0.0%	
50070 - Jurors' Expense	\$ 161,967	\$ 106,365	\$ 107,696	\$ 121,665	\$ 147,990	\$ 225,000	65.8%	\$ 30,071	\$ 225,000	13.4%	
50120 - Per Diem Expense	\$ 171,026	\$ 126,248	\$ 136,848	\$ 43,930	\$ 36,490	\$ 169,000	21.6%	\$ 9,711	\$ 169,000	5.7%	
50150 - Contractual/Consulting Services	\$ 470,470	\$ 400,352	\$ 489,532	\$ 657,422	\$ 654,638	\$ 550,000	119.0%	\$ 147,870	\$ 625,000	23.7%	
50190 - Court Appointed Counsel	\$ 164,268	\$ 191,916	\$ 149,681	\$ 239,267	\$ 261,444	\$ 200,000	130.7%	\$ 23,986	\$ 225,000	10.7%	
50200 - Psychological/Psychiatric Svcs	\$ 12,950	\$ 11,850	\$ 13,903	\$ 23,600	\$ 5,250	\$ 70,000	7.5%	\$ 1,500	\$ 70,000	2.1%	
50235 - Public Health Services - Coronavirus	\$ -	\$ -	\$ 208	\$ -	\$ -	\$ -	0.0%	\$ -	\$ -	0.0%	
50665 - Judicial Technology Fine Expenses	\$ -	\$ -	\$ -	\$ -	\$ 2,262	\$ 75,000	3.0%	\$ 1,444	\$ 112,700	1.3%	
52160 - Repairs and Maint- Equipment	\$ 21,631	\$ 4,784	\$ 29,785	\$ 11,302	\$ 4,900	\$ 17,500	28.0%	\$ -	\$ 17,500	0.0%	
52190 - Equipment Rental	\$ 9,207	\$ 5,647	\$ 6,299	\$ 10,339	\$ 14,048	\$ 17,500	80.3%	\$ 2,091	\$ 17,500	11.9%	
53000 - Liability Insurance	\$ 1,984	\$ 1,984	\$ 1,984	\$ 5,952	\$ 4,366	\$ 2,500	174.6%	\$ -	\$ 2,500	0.0%	
53060 - General Printing	\$ 1,066	\$ 350	\$ 334	\$ 1,694	\$ 634	\$ 1,000	63.4%	\$ -	\$ 1,000	0.0%	
53100 - Conferences and Meetings	\$ 4,498	\$ 3,365	\$ 4,493	\$ 13,963	\$ 19,540	\$ 10,000	195.4%	\$ 2,109	\$ 20,000	10.5%	
53110 - Employee Training	\$ -	\$ -	\$ -	\$ -	\$ 990	\$ 1,000	99.0%	\$ -	\$ 5,000	0.0%	
53120 - Employee Mileage Expense	\$ 1,579	\$ 439	\$ 406	\$ 951	\$ 1,691	\$ 3,000	56.4%	\$ 93	\$ 3,000	3.1%	
53130 - General Association Dues	\$ -	\$ 70	\$ 95	\$ 370	\$ 620	\$ 500	124.0%	\$ -	\$ 500	0.0%	
55000 - Miscellaneous Contractual Exp	\$ 13,056	\$ 4,119	\$ 10,535	\$ 93,581	\$ 153,781	\$ 30,000	512.6%	\$ 1,826	\$ 175,000	1.0%	
Commodities	\$ 103,092	\$ 82,244	\$ 117,390	\$ 97,198	\$ 113,710	\$ 77,250	147.2%	\$ 3,258	\$ 116,000	2.8%	
60000 - Office Supplies	\$ 8,470	\$ 8,231	\$ 9,605	\$ 15,217	\$ 8,447	\$ 13,500	62.6%	\$ 1,076	\$ 13,500	8.0%	
60010 - Operating Supplies	\$ 9,240	\$ 14,183	\$ 17,760	\$ 18,722	\$ 13,260	\$ 14,000	94.7%	\$ 841	\$ 20,000	4.2%	
60020 - Computer Related Supplies	\$ 500	\$ 171	\$ 10,977	\$ 9,347	\$ 15,067	\$ 1,000	1,506.7%	\$ 649	\$ 15,000	4.3%	
60040 - Postage	\$ 25	\$ -	\$ 22	\$ 52	\$ 1,158	\$ 250	463.3%	\$ 56	\$ 1,500	3.7%	
60050 - Books and Subscriptions	\$ 81,693	\$ 56,624	\$ 74,542	\$ 36,779	\$ 71,754	\$ 45,000	159.5%	\$ 86	\$ 60,000	0.1%	
60055 - Office Equipment - Non Capital	\$ -	\$ -	\$ 3,250	\$ -	\$ -	\$ -	0.0%	\$ -	\$ -	0.0%	
60070 - Computer Hardware- Non Capital	\$ -	\$ -	\$ -	\$ 14,981	\$ -	\$ -	0.0%	\$ -	\$ -	0.0%	
60080 - Employee Recognition Supplies	\$ 601	\$ 494	\$ 924	\$ 1,497	\$ 4,017	\$ 2,500	160.7%	\$ 551	\$ 5,000	11.0%	
60210 - Uniform Supplies	\$ -	\$ 886	\$ 518	\$ 604	\$ 7	\$ -	0.0%	\$ -	\$ -	0.0%	
60265 - Public Health Commodities - Coronavirus	\$ -	\$ -	\$ (208)	\$ -	\$ -	\$ -	0.0%	\$ -	\$ -	0.0%	
60570 - Office Furniture - Non-Capital	\$ 2,563	\$ 1,655	\$ -	\$ -	\$ -	\$ -	0.0%	\$ -	\$ -	0.0%	
64000 - Telephone	\$ -	\$ -	\$ -	\$ -	\$ -	\$ 1,000	0.0%	\$ -	\$ 1,000	0.0%	
Transfers Out	\$ -	\$ -	\$ 23,153	\$ -	\$ -	\$ -	0.0%	\$ -	\$ -	0.0%	
99000 - Transfer To Other Funds	\$ -	\$ -	\$ 23,153	\$ -	\$ -	\$ -	0.0%	\$ -	\$ -	0.0%	

Committee Expense Budget Report - by Account Detail
Through February 29, 2024 (25.0% YTD, 23.08% Payroll Expense through Pay Period Ending 2/17/2024)
***2019, 2020, 2021, 2022 Actual Full Fiscal Year, **2023 DRAFT**

Department / Fund / Account Classification	2019 Actual Amount*	2020 Actual Amount*	2021 Actual Amount*	2022 Actual Amount*	2023 Actual Amount**	2023 Adopted Budget	2023 YTD% Actual/Budget	2024 Actual Amount	2024 Adopted Budget	2024 YTD% Actual/Budget	2019 - 2024 Trend
99200 - Transfer to Fund 200	\$ -	\$ -	\$ -	\$ -	\$ -	\$ -	0.0%	\$ -	\$ -	0.0%	
Capital	\$ -	\$ -	\$ 16,250	\$ -	\$ -	\$ -	0.0%	\$ -	\$ -	0.0%	
70080 - Office Furniture	\$ -	\$ -	\$ 16,250	\$ -	\$ -	\$ -	0.0%	\$ -	\$ -	0.0%	
70100 - Copiers	\$ -	\$ -	\$ -	\$ -	\$ -	\$ -	0.0%	\$ -	\$ -	0.0%	
195 Children's Waiting Room	\$ 128,301	\$ 103,692	\$ 606,923	\$ 135,394	\$ 159,768	\$ 144,755	110.4%	\$ 50,835	\$ 147,135	34.5%	
Expenses	\$ 128,301	\$ 103,692	\$ 606,923	\$ 135,394	\$ 159,768	\$ 144,755	110.4%	\$ 50,835	\$ 147,135	34.5%	
Contractual Services	\$ 116,301	\$ 91,692	\$ 129,060	\$ 123,033	\$ 147,768	\$ 132,755	111.3%	\$ 38,835	\$ 132,755	29.3%	
50150 - Contractual/Consulting Services	\$ 116,301	\$ 91,692	\$ 129,060	\$ 123,033	\$ 147,768	\$ 132,755	111.3%	\$ 38,835	\$ 132,755	29.3%	
53000 - Liability Insurance	\$ -	\$ -	\$ -	\$ -	\$ -	\$ -	0.0%	\$ -	\$ -	0.0%	
Commodities	\$ -	\$ -	\$ -	\$ 361	\$ -	\$ -	0.0%	\$ -	\$ -	0.0%	
60000 - Office Supplies	\$ -	\$ -	\$ -	\$ 361	\$ -	\$ -	0.0%	\$ -	\$ -	0.0%	
Transfers Out	\$ 12,000	\$ 12,000	\$ 477,863	\$ 12,000	\$ 12,000	\$ 12,000	100.0%	\$ 12,000	\$ 12,000	100.0%	
99000 - Transfer To Other Funds	\$ 12,000	\$ 12,000	\$ 477,863	\$ -	\$ -	\$ -	0.0%	\$ -	\$ -	0.0%	
99001 - Transfer to Fund 001	\$ -	\$ -	\$ -	\$ 12,000	\$ 12,000	\$ 12,000	100.0%	\$ 12,000	\$ 12,000	100.0%	
Contingency and Other	\$ -	\$ -	\$ -	\$ -	\$ -	\$ -	0.0%	\$ -	\$ 2,380	0.0%	
89000 - Addition to Fund Balance	\$ -	\$ -	\$ -	\$ -	\$ -	\$ -	0.0%	\$ -	\$ 2,380	0.0%	
196 D.U.I.	\$ -	\$ -	\$ -	\$ -	\$ -	\$ 12,580	0.0%	\$ -	\$ 19,539	0.0%	
Expenses	\$ -	\$ -	\$ -	\$ -	\$ -	\$ 12,580	0.0%	\$ -	\$ 19,539	0.0%	
Contractual Services	\$ -	\$ -	\$ -	\$ -	\$ -	\$ 5,230	0.0%	\$ -	\$ 5,230	0.0%	
50150 - Contractual/Consulting Services	\$ -	\$ -	\$ -	\$ -	\$ -	\$ 5,230	0.0%	\$ -	\$ 5,230	0.0%	
Contingency and Other	\$ -	\$ -	\$ -	\$ -	\$ -	\$ 7,350	0.0%	\$ -	\$ 14,309	0.0%	
89000 - Addition to Fund Balance	\$ -	\$ -	\$ -	\$ -	\$ -	\$ 7,350	0.0%	\$ -	\$ 14,309	0.0%	
197 Foreclosure Mediation Fund	\$ 36,424	\$ 44,378	\$ 50,710	\$ 20,900	\$ 33,822	\$ 61,503	55.0%	\$ -	\$ 62,758	0.0%	
Expenses	\$ 36,424	\$ 44,378	\$ 50,710	\$ 20,900	\$ 33,822	\$ 61,503	55.0%	\$ -	\$ 62,758	0.0%	
Contractual Services	\$ 36,159	\$ 44,094	\$ 50,710	\$ 20,900	\$ 30,909	\$ 56,590	54.6%	\$ -	\$ 56,590	0.0%	
50120 - Per Diem Expense	\$ 10,486	\$ -	\$ -	\$ -	\$ -	\$ -	0.0%	\$ -	\$ -	0.0%	
50150 - Contractual/Consulting Services	\$ 25,673	\$ 44,094	\$ 50,710	\$ 20,900	\$ 30,909	\$ 56,590	54.6%	\$ -	\$ 56,590	0.0%	
Commodities	\$ 265	\$ 284	\$ -	\$ -	\$ -	\$ 2,000	0.0%	\$ -	\$ 2,000	0.0%	
60000 - Office Supplies	\$ 265	\$ 284	\$ -	\$ -	\$ -	\$ 2,000	0.0%	\$ -	\$ 2,000	0.0%	
Transfers Out	\$ -	\$ -	\$ -	\$ -	\$ 2,913	\$ 2,913	100.0%	\$ -	\$ -	0.0%	
99001 - Transfer to Fund 001	\$ -	\$ -	\$ -	\$ -	\$ 2,913	\$ 2,913	100.0%	\$ -	\$ -	0.0%	
Contingency and Other	\$ -	\$ -	\$ -	\$ -	\$ -	\$ -	0.0%	\$ -	\$ 4,168	0.0%	
89000 - Addition to Fund Balance	\$ -	\$ -	\$ -	\$ -	\$ -	\$ -	0.0%	\$ -	\$ 4,168	0.0%	
492 Marriage Fees	\$ 12,652	\$ 11,489	\$ 10,598	\$ 9,912	\$ -	\$ 3,000	0.0%	\$ -	\$ 3,121	0.0%	
Expenses	\$ 12,652	\$ 11,489	\$ 10,598	\$ 9,912	\$ -	\$ 3,000	0.0%	\$ -	\$ 3,121	0.0%	
Contractual Services	\$ 10,607	\$ 10,085	\$ 10,085	\$ 9,395	\$ -	\$ -	0.0%	\$ -	\$ -	0.0%	
50150 - Contractual/Consulting Services	\$ -	\$ -	\$ -	\$ -	\$ -	\$ -	0.0%	\$ -	\$ -	0.0%	
53100 - Conferences and Meetings	\$ 1,197	\$ -	\$ -	\$ -	\$ -	\$ -	0.0%	\$ -	\$ -	0.0%	
53130 - General Association Dues	\$ 9,410	\$ 10,085	\$ 10,085	\$ 9,395	\$ -	\$ -	0.0%	\$ -	\$ -	0.0%	
Commodities	\$ 2,045	\$ 1,404	\$ 513	\$ 517	\$ -	\$ 3,000	0.0%	\$ -	\$ 3,121	0.0%	
60010 - Operating Supplies	\$ 2,045	\$ 1,404	\$ 513	\$ 517	\$ -	\$ 3,000	0.0%	\$ -	\$ 3,121	0.0%	
Contingency and Other	\$ -	\$ -	\$ -	\$ -	\$ -	\$ -	0.0%	\$ -	\$ -	0.0%	
89000 - Addition to Fund Balance	\$ -	\$ -	\$ -	\$ -	\$ -	\$ -	0.0%	\$ -	\$ -	0.0%	
Grand Total	\$ 3,187,738	\$ 2,860,638	\$ 3,814,931	\$ 3,690,043	\$ 4,010,793	\$ 4,433,992	90.5%	\$ 718,828	\$ 4,370,214	16.4%	

Committee Revenue Budget Report - by Account Detail
Through February 29, 2024 (25.0% YTD)
***2019, 2020, 2021, 2022 Actual Full Fiscal Year, **2023 DRAFT**

Department / Fund / Account Classification	2019 Actual Amount*	2020 Actual Amount*	2021 Actual Amount*	2022 Actual Amount*	2023 Actual Amount**	2023 Adopted Budget	2023 YTD% Actual/Budget	2024 Actual Amount	2024 Adopted Budget	2024 YTD% Actual/Budget	2019 - 2024 Trend
250 Circuit Clerk	\$ 9,580,321	\$ 7,082,796	\$ 6,725,155	\$ 5,875,756	\$ 5,962,541	\$ 6,350,496	93.7%	\$ 873,302	\$ 5,933,370	14.7%	
001 General Fund	\$ 5,835,701	\$ 4,507,471	\$ 3,872,703	\$ 3,699,797	\$ 3,716,799	\$ 3,588,100	103.4%	\$ 548,353	\$ 3,337,500	16.4%	
Revenue	\$ 5,835,701	\$ 4,507,471	\$ 3,872,703	\$ 3,699,797	\$ 3,716,799	\$ 3,588,100	103.4%	\$ 548,353	\$ 3,337,500	16.4%	
Charges for Services	\$ 5,802,340	\$ 4,469,814	\$ 3,863,968	\$ 3,695,702	\$ 3,696,761	\$ 3,580,100	103.3%	\$ 546,452	\$ 3,330,000	16.4%	
34200 - General Circuit Division Fees	\$ 4,467,646	\$ 3,424,706	\$ 2,948,599	\$ 2,838,423	\$ 2,863,914	\$ 3,055,100	93.7%	\$ 457,790	\$ 2,870,000	16.0%	
34210 - 10% Bond Fees	\$ 530,796	\$ 420,949	\$ 474,986	\$ 412,807	\$ 363,401	\$ -	0.0%	\$ 10,507	\$ -	0.0%	
34220 - Mailing Fees	\$ 48,674	\$ 45,597	\$ 40,823	\$ 32,745	\$ 42,014	\$ 45,000	93.4%	\$ 7,371	\$ 40,000	18.4%	
34230 - County Court System Fees	\$ 554,831	\$ 578,481	\$ 399,535	\$ 411,702	\$ 427,432	\$ 480,000	89.0%	\$ 70,784	\$ 420,000	16.9%	
35260 - Additional Circuit Divison Fees	\$ 200,393	\$ 81	\$ 25	\$ 25	\$ -	\$ -	0.0%	\$ -	\$ -	0.0%	
Fines	\$ 24,961	\$ 29,668	\$ 739	\$ 1,103	\$ 100	\$ 1,000	10.0%	\$ -	\$ 500	0.0%	
36050 - DUI Fines	\$ 24,961	\$ 29,668	\$ 739	\$ 1,103	\$ 100	\$ 1,000	10.0%	\$ -	\$ 500	0.0%	
Interest Revenue	\$ 8,400	\$ 7,989	\$ 7,997	\$ 2,993	\$ 12,307	\$ 7,000	175.8%	\$ 1,902	\$ 7,000	27.2%	
38030 - Investment Income- Other Depts	\$ 8,400	\$ 7,989	\$ 7,997	\$ 2,993	\$ 12,307	\$ 7,000	175.8%	\$ 1,902	\$ 7,000	27.2%	
Transfers In	\$ -	\$ -	\$ -	\$ -	\$ 7,631	\$ -	100.0%	\$ -	\$ -	0.0%	
39355 - Transfer from Fund 355	\$ -	\$ -	\$ -	\$ -	\$ 7,631	\$ -	100.0%	\$ -	\$ -	0.0%	
200 Court Automation	\$ 1,479,204	\$ 892,076	\$ 1,044,703	\$ 764,272	\$ 795,753	\$ 1,028,542	77.2%	\$ 121,775	\$ 1,038,233	11.7%	
Revenue	\$ 1,479,204	\$ 892,076	\$ 1,044,703	\$ 764,272	\$ 795,753	\$ 1,028,542	77.2%	\$ 121,775	\$ 1,038,233	11.7%	
Charges for Services	\$ 1,458,289	\$ 879,278	\$ 793,531	\$ 772,291	\$ 767,912	\$ 800,000	96.0%	\$ 121,775	\$ 750,000	16.2%	
35900 - Miscellaneous Fees	\$ 1,458,289	\$ 879,278	\$ 793,531	\$ 772,291	\$ 767,912	\$ 800,000	96.0%	\$ 121,775	\$ 750,000	16.2%	
Interest Revenue	\$ 20,915	\$ 12,798	\$ 272	\$ (8,020)	\$ 25,712	\$ 500	5,142.4%	\$ -	\$ 23,279	0.0%	
38000 - Investment Income	\$ 20,915	\$ 12,798	\$ 272	\$ (8,020)	\$ 25,712	\$ 500	5,142.4%	\$ -	\$ 23,279	0.0%	
Other	\$ -	\$ -	\$ -	\$ -	\$ -	\$ 228,042	0.0%	\$ -	\$ 264,954	0.0%	
39900 - Fund Balance Utilization	\$ -	\$ -	\$ -	\$ -	\$ -	\$ 228,042	0.0%	\$ -	\$ 264,954	0.0%	
Transfers In	\$ -	\$ -	\$ 250,900	\$ -	\$ 2,129	\$ -	100.0%	\$ -	\$ -	0.0%	
39000 - Transfer From Other Funds	\$ -	\$ -	\$ 250,900	\$ -	\$ -	\$ -	0.0%	\$ -	\$ -	0.0%	
39355 - Transfer from Fund 355	\$ -	\$ -	\$ -	\$ -	\$ 2,129	\$ -	100.0%	\$ -	\$ -	0.0%	
201 Court Document Storage	\$ 1,402,489	\$ 839,620	\$ 1,044,444	\$ 745,678	\$ 773,887	\$ 825,050	93.4%	\$ 121,040	\$ 755,047	16.0%	
Revenue	\$ 1,402,489	\$ 839,620	\$ 1,044,444	\$ 745,678	\$ 773,887	\$ 825,050	93.4%	\$ 121,040	\$ 755,047	16.0%	
Fines	\$ 1,391,281	\$ 833,228	\$ 755,768	\$ 745,332	\$ 762,314	\$ 800,000	95.3%	\$ 121,040	\$ 750,000	16.1%	
36060 - Traffic Violation Fines	\$ 1,391,281	\$ 833,228	\$ 755,768	\$ 745,332	\$ 762,314	\$ 800,000	95.3%	\$ 121,040	\$ 750,000	16.1%	
Interest Revenue	\$ 11,208	\$ 6,392	\$ (425)	\$ 346	\$ 8,136	\$ 500	1,627.2%	\$ -	\$ 5,047	0.0%	
38000 - Investment Income	\$ 11,208	\$ 6,392	\$ (425)	\$ 346	\$ 8,136	\$ 500	1,627.2%	\$ -	\$ 5,047	0.0%	
Other	\$ -	\$ -	\$ -	\$ -	\$ -	\$ 24,550	0.0%	\$ -	\$ -	0.0%	
39900 - Fund Balance Utilization	\$ -	\$ -	\$ -	\$ -	\$ -	\$ 24,550	0.0%	\$ -	\$ -	0.0%	
Transfers In	\$ -	\$ -	\$ 289,100	\$ -	\$ 3,437	\$ -	100.0%	\$ -	\$ -	0.0%	
39000 - Transfer From Other Funds	\$ -	\$ -	\$ 289,100	\$ -	\$ -	\$ -	0.0%	\$ -	\$ -	0.0%	
39355 - Transfer from Fund 355	\$ -	\$ -	\$ -	\$ -	\$ 3,437	\$ -	100.0%	\$ -	\$ -	0.0%	
202 Child Support	\$ 144,550	\$ 109,048	\$ 86,439	\$ 94,412	\$ 88,920	\$ 182,195	48.6%	\$ 7,973	\$ 156,040	5.1%	
Revenue	\$ 144,550	\$ 109,048	\$ 86,439	\$ 94,412	\$ 88,920	\$ 182,195	48.6%	\$ 7,973	\$ 156,040	5.1%	
Charges for Services	\$ 104,391	\$ 83,171	\$ 69,771	\$ 89,238	\$ 58,762	\$ 100,000	58.8%	\$ 7,973	\$ 60,000	13.3%	
34830 - Child Support Annual Admin Fees	\$ 104,391	\$ 83,171	\$ 69,771	\$ 89,238	\$ 58,762	\$ 100,000	58.8%	\$ 7,973	\$ 60,000	13.3%	
Grants	\$ 30,765	\$ 19,908	\$ 16,590	\$ 8,631	\$ 20,076	\$ 37,028	54.2%	\$ -	\$ 37,028	0.0%	
34835 - Court Clerk/HFS-SDU	\$ 30,765	\$ 19,908	\$ 16,590	\$ 8,631	\$ 20,076	\$ 37,028	54.2%	\$ -	\$ 37,028	0.0%	
Interest Revenue	\$ 9,394	\$ 5,969	\$ 78	\$ (3,457)	\$ 9,443	\$ 1,000	944.3%	\$ -	\$ 10,418	0.0%	
38000 - Investment Income	\$ 9,394	\$ 5,969	\$ 78	\$ (3,457)	\$ 9,443	\$ 1,000	944.3%	\$ -	\$ 10,418	0.0%	
Other	\$ -	\$ -	\$ -	\$ -	\$ -	\$ 44,167	0.0%	\$ -	\$ 48,594	0.0%	
39900 - Fund Balance Utilization	\$ -	\$ -	\$ -	\$ -	\$ -	\$ 44,167	0.0%	\$ -	\$ 48,594	0.0%	

Committee Revenue Budget Report - by Account Detail
Through February 29, 2024 (25.0% YTD)
***2019, 2020, 2021, 2022 Actual Full Fiscal Year, **2023 DRAFT**

Department / Fund / Account Classification	2019 Actual Amount*	2020 Actual Amount*	2021 Actual Amount*	2022 Actual Amount*	2023 Actual Amount**	2023 Adopted Budget	2023 YTD% Actual/Budget	2024 Actual Amount	2024 Adopted Budget	2024 YTD% Actual/Budget	2019 - 2024 Trend
Transfers In	\$ -	\$ -	\$ -	\$ -	\$ 640	\$ -	100.0%	\$ -	\$ -	0.0%	
39355 - Transfer from Fund 355	\$ -	\$ -	\$ -	\$ -	\$ 640	\$ -	100.0%	\$ -	\$ -	0.0%	
203 Circuit Clerk Admin Services	\$ 554,623	\$ 492,776	\$ 403,238	\$ 330,721	\$ 304,732	\$ 406,825	74.9%	\$ 35,407	\$ 328,910	10.8%	
Revenue	\$ 554,623	\$ 492,776	\$ 403,238	\$ 330,721	\$ 304,732	\$ 406,825	74.9%	\$ 35,407	\$ 328,910	10.8%	
Charges for Services	\$ 541,648	\$ 482,036	\$ 403,075	\$ 340,523	\$ 277,515	\$ 400,000	69.4%	\$ 35,407	\$ 300,000	11.8%	
35900 - Miscellaneous Fees	\$ 541,648	\$ 482,036	\$ 403,075	\$ 340,523	\$ 277,515	\$ 400,000	69.4%	\$ 35,407	\$ 300,000	11.8%	
Interest Revenue	\$ 12,975	\$ 10,740	\$ 162	\$ (9,802)	\$ 27,091	\$ 1,000	2,709.1%	\$ -	\$ 28,910	0.0%	
38000 - Investment Income	\$ 12,975	\$ 10,740	\$ 162	\$ (9,802)	\$ 27,091	\$ 1,000	2,709.1%	\$ -	\$ 28,910	0.0%	
Other	\$ -	\$ -	\$ -	\$ -	\$ -	\$ 5,825	0.0%	\$ -	\$ -	0.0%	
39900 - Fund Balance Utilization	\$ -	\$ -	\$ -	\$ -	\$ -	\$ 5,825	0.0%	\$ -	\$ -	0.0%	
Transfers In	\$ -	\$ -	\$ -	\$ -	\$ 127	\$ -	100.0%	\$ -	\$ -	0.0%	
39355 - Transfer from Fund 355	\$ -	\$ -	\$ -	\$ -	\$ 127	\$ -	100.0%	\$ -	\$ -	0.0%	
204 Circuit Clk Electronic Citation	\$ 157,695	\$ 186,056	\$ 175,620	\$ 176,415	\$ 194,963	\$ 244,284	79.6%	\$ 29,604	\$ 234,813	12.6%	
Revenue	\$ 157,695	\$ 186,056	\$ 175,620	\$ 176,415	\$ 194,963	\$ 244,284	79.6%	\$ 29,604	\$ 234,813	12.6%	
Charges for Services	\$ 152,215	\$ 182,739	\$ 175,559	\$ 177,544	\$ 191,326	\$ 188,000	101.8%	\$ 29,604	\$ 180,000	16.4%	
35210 - Electronic Citation Fee	\$ 152,215	\$ 182,739	\$ 175,559	\$ 177,544	\$ 191,326	\$ 188,000	101.8%	\$ 29,604	\$ 180,000	16.4%	
Interest Revenue	\$ 5,480	\$ 3,316	\$ 61	\$ (1,128)	\$ 2,971	\$ 500	594.2%	\$ -	\$ 3,531	0.0%	
38000 - Investment Income	\$ 5,480	\$ 3,316	\$ 61	\$ (1,128)	\$ 2,971	\$ 500	594.2%	\$ -	\$ 3,531	0.0%	
Other	\$ -	\$ -	\$ -	\$ -	\$ -	\$ 55,784	0.0%	\$ -	\$ 51,282	0.0%	
39900 - Fund Balance Utilization	\$ -	\$ -	\$ -	\$ -	\$ -	\$ 55,784	0.0%	\$ -	\$ 51,282	0.0%	
Transfers In	\$ -	\$ -	\$ -	\$ -	\$ 666	\$ -	100.0%	\$ -	\$ -	0.0%	
39355 - Transfer from Fund 355	\$ -	\$ -	\$ -	\$ -	\$ 666	\$ -	100.0%	\$ -	\$ -	0.0%	
205 Circuit Ct Clerk Op and Admin	\$ 6,060	\$ 55,751	\$ 98,009	\$ 64,461	\$ 87,486	\$ 75,500	115.9%	\$ 9,150	\$ 82,827	11.0%	
Revenue	\$ 6,060	\$ 55,751	\$ 98,009	\$ 64,461	\$ 87,486	\$ 75,500	115.9%	\$ 9,150	\$ 82,827	11.0%	
Charges for Services	\$ 6,060	\$ 55,308	\$ 98,017	\$ 67,607	\$ 79,229	\$ 75,000	105.6%	\$ 9,150	\$ 75,000	12.2%	
35410 - Operation & Admin Fee	\$ 6,060	\$ 55,308	\$ 98,017	\$ 67,607	\$ 79,229	\$ 75,000	105.6%	\$ 9,150	\$ 75,000	12.2%	
Interest Revenue	\$ -	\$ 443	\$ (8)	\$ (3,147)	\$ 8,258	\$ 500	1,651.5%	\$ -	\$ 7,827	0.0%	
38000 - Investment Income	\$ -	\$ 443	\$ (8)	\$ (3,147)	\$ 8,258	\$ 500	1,651.5%	\$ -	\$ 7,827	0.0%	
Grand Total	\$ 9,580,321	\$ 7,082,796	\$ 6,725,155	\$ 5,875,756	\$ 5,962,541	\$ 6,350,496	93.7%	\$ 873,302	\$ 5,933,370	14.7%	

Committee Expense Budget Report - by Account Detail
Through February 29, 2024 (25.0% YTD, 23.08% Payroll Expense through Pay Period Ending 2/17/2024)
***2019, 2020, 2021, 2022 Actual Full Fiscal Year, **2023 DRAFT**

Department / Fund / Account Classification	2019 Actual Amount*	2020 Actual Amount*	2021 Actual Amount*	2022 Actual Amount*	2023 Actual Amount**	2023 Adopted Budget	2023 YTD% Actual/Budget	2024 Actual Amount	2024 Adopted Budget	2024 YTD% Actual/Budget	2019 - 2024 Trend
250 Circuit Clerk	\$ 6,414,485	\$ 6,096,425	\$ 6,159,371	\$ 6,031,580	\$ 6,204,065	\$ 8,775,348	69.3%	\$ 1,273,415	\$ 7,875,481	15.9%	
001 General Fund	\$ 3,621,998	\$ 3,225,120	\$ 3,355,088	\$ 3,668,282	\$ 4,700,147	\$ 6,012,952	76.1%	\$ 985,754	\$ 5,279,611	18.2%	
Expenses	\$ 3,621,998	\$ 3,225,120	\$ 3,355,088	\$ 3,668,282	\$ 4,700,147	\$ 6,012,952	76.1%	\$ 985,754	\$ 5,279,611	18.2%	
Personnel Services- Salaries & Wages	\$ 2,878,691	\$ 2,592,439	\$ 2,750,988	\$ 2,855,446	\$ 3,712,570	\$ 4,039,274	90.2%	\$ 956,853	\$ 4,893,726	19.0%	
40000 - Salaries and Wages	\$ 2,800,598	\$ 2,714,573	\$ 2,691,915	\$ 2,806,710	\$ 3,648,894	\$ 4,318,470	84.5%	\$ 937,553	\$ 4,766,391	19.1%	
40005 - New Position Budget Moved to Contingency	\$ -	\$ -	\$ -	\$ -	\$ -	\$ (407,852)	0.0%	\$ -	\$ -	0.0%	
40009 - Salaries and Wages Subsidy	\$ -	\$ (177,169)	\$ -	\$ -	\$ -	\$ -	0.0%	\$ -	\$ -	0.0%	
40200 - Overtime Salaries	\$ 51,144	\$ 32,696	\$ 35,942	\$ 28,660	\$ 35,109	\$ 81,715	43.0%	\$ 10,678	\$ 80,535	12.6%	
40310 - Bond Call	\$ 26,950	\$ 22,339	\$ 23,130	\$ 20,076	\$ 28,568	\$ 46,941	60.9%	\$ 8,621	\$ 46,800	18.4%	
Personnel Services- Employee Benefits	\$ 638,913	\$ 538,634	\$ 539,532	\$ 739,414	\$ 877,515	\$ 1,266,799	65.0%	\$ 1,253	\$ -	0.0%	
45000 - Healthcare Contribution	\$ 616,904	\$ 564,296	\$ 520,645	\$ 715,651	\$ 851,252	\$ 1,230,736	64.9%	\$ -	\$ -	0.0%	
45009 - Healthcare Subsidy	\$ -	\$ (42,732)	\$ -	\$ -	\$ -	\$ -	0.0%	\$ -	\$ -	0.0%	
45010 - Dental Contribution	\$ 22,009	\$ 18,561	\$ 18,887	\$ 23,763	\$ 26,264	\$ 36,063	69.8%	\$ 1,253	\$ -	0.0%	
45019 - Dental Subsidy	\$ -	\$ (1,492)	\$ -	\$ -	\$ -	\$ -	0.0%	\$ -	\$ -	0.0%	
Contractual Services	\$ 76,471	\$ 76,942	\$ 35,669	\$ 46,907	\$ 55,858	\$ 470,565	11.7%	\$ 7,132	\$ 156,321	4.6%	
50160 - Legal Services	\$ 2,122	\$ 2,169	\$ 1,266	\$ 1,230	\$ 2,075	\$ 5,400	38.4%	\$ 540	\$ 10,400	5.2%	
50235 - Public Health Services - Coronavirus	\$ -	\$ -	\$ -	\$ 4,983	\$ -	\$ -	0.0%	\$ -	\$ -	0.0%	
52160 - Repairs and Maint- Equipment	\$ 9,910	\$ 3,534	\$ 10,470	\$ 9,998	\$ 7,845	\$ 353,264	2.2%	\$ 660	\$ 21,230	3.1%	
52230 - Repairs and Maint- Vehicles	\$ 82	\$ -	\$ 72	\$ -	\$ -	\$ 1,000	0.0%	\$ -	\$ 2,000	0.0%	
53060 - General Printing	\$ 26,605	\$ 26,280	\$ 2,293	\$ 540	\$ 13,352	\$ 34,700	38.5%	\$ -	\$ 34,500	0.0%	
53070 - Legal Printing	\$ -	\$ -	\$ -	\$ 120	\$ -	\$ -	0.0%	\$ -	\$ -	0.0%	
53100 - Conferences and Meetings	\$ 12,737	\$ 20,300	\$ 6,972	\$ 9,744	\$ 6,808	\$ 23,520	28.9%	\$ 1,299	\$ 24,950	5.2%	
53110 - Employee Training	\$ 1,659	\$ 9,615	\$ 95	\$ 759	\$ 3,598	\$ 12,490	17.9%	\$ -	\$ 21,940	0.0%	
53120 - Employee Mileage Expense	\$ 21,567	\$ 13,638	\$ 13,214	\$ 18,122	\$ 20,701	\$ 38,150	54.3%	\$ 3,658	\$ 38,750	9.4%	
53130 - General Association Dues	\$ 1,789	\$ 1,406	\$ 1,287	\$ 1,412	\$ 1,480	\$ 1,941	76.2%	\$ 975	\$ 2,451	39.8%	
53170 - Employee Medical Expense	\$ -	\$ -	\$ -	\$ -	\$ -	\$ 100	0.0%	\$ -	\$ 100	0.0%	
Commodities	\$ 27,923	\$ 17,105	\$ 28,900	\$ 20,873	\$ 51,760	\$ 154,084	33.6%	\$ 20,517	\$ 147,334	13.9%	
60000 - Office Supplies	\$ 20,445	\$ 15,722	\$ 27,304	\$ 15,200	\$ 48,298	\$ 138,044	35.0%	\$ 20,517	\$ 134,330	15.3%	
60050 - Books and Subscriptions	\$ 1,684	\$ -	\$ 1,506	\$ 1,489	\$ -	\$ 4,500	0.0%	\$ -	\$ 600	0.0%	
60265 - Public Health Commodities - Coronavirus	\$ -	\$ -	\$ -	\$ -	\$ -	\$ -	0.0%	\$ -	\$ -	0.0%	
63040 - Fuel- Vehicles	\$ 390	\$ 45	\$ 90	\$ 69	\$ 114	\$ 500	22.9%	\$ -	\$ 500	0.0%	
64000 - Telephone	\$ 5,405	\$ 1,339	\$ -	\$ 4,115	\$ 3,347	\$ 11,040	30.3%	\$ -	\$ 11,904	0.0%	
Capital	\$ -	\$ -	\$ -	\$ -	\$ 2,444	\$ 82,230	3.0%	\$ -	\$ 82,230	0.0%	
70000 - Computers	\$ -	\$ -	\$ -	\$ -	\$ 2,444	\$ 82,230	3.0%	\$ -	\$ 82,230	0.0%	
Transfers Out	\$ -	\$ -	\$ -	\$ 5,641	\$ -	\$ -	0.0%	\$ -	\$ -	0.0%	
99010 - Transfer To Fund 010	\$ -	\$ -	\$ -	\$ 1,496	\$ -	\$ -	0.0%	\$ -	\$ -	0.0%	
99110 - Transfer to Fund 110	\$ -	\$ -	\$ -	\$ 1,940	\$ -	\$ -	0.0%	\$ -	\$ -	0.0%	
99111 - Transfer to Fund 111	\$ -	\$ -	\$ -	\$ 2,205	\$ -	\$ -	0.0%	\$ -	\$ -	0.0%	
200 Court Automation	\$ 1,067,121	\$ 1,143,879	\$ 1,086,095	\$ 748,568	\$ 446,598	\$ 1,028,542	43.3%	\$ 91,969	\$ 1,038,233	8.9%	
Expenses	\$ 1,067,121	\$ 1,143,879	\$ 1,086,095	\$ 748,568	\$ 446,598	\$ 1,028,542	43.3%	\$ 91,969	\$ 1,038,233	8.9%	
Personnel Services- Salaries & Wages	\$ 481,043	\$ 495,327	\$ 441,010	\$ 407,642	\$ 279,771	\$ 469,794	59.6%	\$ 44,559	\$ 400,749	11.1%	
40000 - Salaries and Wages	\$ 481,043	\$ 522,198	\$ 441,001	\$ 405,570	\$ 279,695	\$ 469,794	59.5%	\$ 44,559	\$ 389,076	11.5%	
40003 - Cost of Living Increase	\$ -	\$ -	\$ -	\$ -	\$ -	\$ -	0.0%	\$ -	\$ 11,673	0.0%	
40009 - Salaries and Wages Subsidy	\$ -	\$ (26,871)	\$ -	\$ -	\$ -	\$ -	0.0%	\$ -	\$ -	0.0%	
40200 - Overtime Salaries	\$ -	\$ -	\$ 10	\$ 2,072	\$ 76	\$ -	0.0%	\$ -	\$ -	0.0%	
40310 - Bond Call	\$ -	\$ -	\$ -	\$ -	\$ -	\$ -	0.0%	\$ -	\$ -	0.0%	
Personnel Services- Employee Benefits	\$ 193,727	\$ 197,294	\$ 171,936	\$ 162,442	\$ 110,392	\$ 270,021	40.9%	\$ 18,960	\$ 217,389	8.7%	
45000 - Healthcare Contribution	\$ 121,840	\$ 126,515	\$ 100,194	\$ 103,789	\$ 74,186	\$ 204,972	36.2%	\$ 13,518	\$ 164,043	8.2%	
45009 - Healthcare Subsidy	\$ -	\$ (5,828)	\$ -	\$ -	\$ -	\$ -	0.0%	\$ -	\$ -	0.0%	
45010 - Dental Contribution	\$ 3,742	\$ 3,805	\$ 3,308	\$ 2,856	\$ 1,658	\$ 4,947	33.5%	\$ 279	\$ 4,332	6.4%	
45019 - Dental Subsidy	\$ -	\$ (246)	\$ -	\$ -	\$ -	\$ -	0.0%	\$ -	\$ -	0.0%	
45100 - FICA/SS Contribution	\$ 34,608	\$ 37,649	\$ 31,834	\$ 29,536	\$ 20,451	\$ 35,920	56.9%	\$ 3,207	\$ 30,658	10.5%	

Committee Expense Budget Report - by Account Detail
Through February 29, 2024 (25.0% YTD, 23.08% Payroll Expense through Pay Period Ending 2/17/2024)
***2019, 2020, 2021, 2022 Actual Full Fiscal Year, **2023 DRAFT**

Department / Fund / Account Classification	2019 Actual Amount*	2020 Actual Amount*	2021 Actual Amount*	2022 Actual Amount*	2023 Actual Amount**	2023 Adopted Budget	2023 YTD% Actual/Budget	2024 Actual Amount	2024 Adopted Budget	2024 YTD% Actual/Budget	2019 - 2024 Trend
45109 - FICA/SS Subsidy	\$ -	\$ (1,856)	\$ -	\$ -	\$ -	\$ -	0.0%	\$ -	\$ -	0.0%	
45200 - IMRF Contribution	\$ 33,537	\$ 39,415	\$ 36,600	\$ 26,262	\$ 14,097	\$ 24,182	58.3%	\$ 1,957	\$ 18,356	10.7%	
45209 - IMRF Subsidy	\$ -	\$ (2,160)	\$ -	\$ -	\$ -	\$ -	0.0%	\$ -	\$ -	0.0%	
Contractual Services	\$ 76,469	\$ 138,548	\$ 146,518	\$ 149,551	\$ 52,612	\$ 161,673	32.5%	\$ 4,680	\$ 133,825	3.5%	
52130 - Repairs and Maint- Computers	\$ 5,035	\$ -	\$ -	\$ -	\$ -	\$ -	0.0%	\$ -	\$ -	0.0%	
52160 - Repairs and Maint- Equipment	\$ 25,663	\$ 113,897	\$ 86,773	\$ 103,604	\$ 16,701	\$ 100,450	16.6%	\$ -	\$ 73,200	0.0%	
53000 - Liability Insurance	\$ 11,164	\$ 10,475	\$ 8,905	\$ 12,606	\$ 13,711	\$ 13,711	100.0%	\$ -	\$ 12,101	0.0%	
53010 - Workers Compensation	\$ 14,924	\$ 12,780	\$ 13,965	\$ 15,214	\$ 10,424	\$ 10,424	100.0%	\$ -	\$ 8,328	0.0%	
53020 - Unemployment Claims	\$ 657	\$ 302	\$ 282	\$ 3,293	\$ 188	\$ 188	100.0%	\$ -	\$ 196	0.0%	
53060 - General Printing	\$ 15,588	\$ -	\$ 28,301	\$ 5,986	\$ -	\$ -	0.0%	\$ -	\$ -	0.0%	
53100 - Conferences and Meetings	\$ 2,641	\$ 884	\$ 7,979	\$ 8,169	\$ 11,195	\$ 33,400	33.5%	\$ 4,620	\$ 37,000	12.5%	
53120 - Employee Mileage Expense	\$ 796	\$ 211	\$ 313	\$ 678	\$ 393	\$ 3,500	11.2%	\$ 60	\$ 3,000	2.0%	
Commodities	\$ 16,882	\$ 13,709	\$ 27,630	\$ 3,796	\$ 3,823	\$ 3,750	101.9%	\$ -	\$ 162,500	0.0%	
60020 - Computer Related Supplies	\$ 6,608	\$ 3,413	\$ 11,548	\$ 172	\$ -	\$ -	0.0%	\$ -	\$ -	0.0%	
60070 - Computer Hardware- Non Capital	\$ 10,274	\$ 10,296	\$ 16,082	\$ -	\$ -	\$ -	0.0%	\$ -	\$ 158,750	0.0%	
60265 - Public Health Commodities - Coronavirus	\$ -	\$ -	\$ -	\$ -	\$ -	\$ -	0.0%	\$ -	\$ -	0.0%	
64010 - Cellular Phone	\$ -	\$ -	\$ -	\$ 3,624	\$ 3,823	\$ 3,750	101.9%	\$ -	\$ 3,750	0.0%	
Capital	\$ -	\$ -	\$ -	\$ -	\$ -	\$ 100,000	0.0%	\$ -	\$ 100,000	0.0%	
70000 - Computers	\$ -	\$ -	\$ -	\$ -	\$ -	\$ -	0.0%	\$ -	\$ -	0.0%	
70020 - Computer Software- Capital	\$ -	\$ -	\$ -	\$ -	\$ -	\$ -	0.0%	\$ -	\$ -	0.0%	
70050 - Printers	\$ -	\$ -	\$ -	\$ -	\$ -	\$ -	0.0%	\$ -	\$ -	0.0%	
70090 - Office Equipment	\$ -	\$ -	\$ -	\$ -	\$ -	\$ 100,000	0.0%	\$ -	\$ 100,000	0.0%	
Contingency and Other	\$ -	\$ -	\$ -	\$ -	\$ -	\$ -	0.0%	\$ -	\$ -	0.0%	
89000 - Addition to Fund Balance	\$ -	\$ -	\$ -	\$ -	\$ -	\$ -	0.0%	\$ -	\$ -	0.0%	
Transfers Out	\$ 299,000	\$ 299,000	\$ 299,000	\$ 25,137	\$ -	\$ 23,304	0.0%	\$ 23,770	\$ 23,770	100.0%	
99000 - Transfer To Other Funds	\$ 299,000	\$ 299,000	\$ 299,000	\$ -	\$ -	\$ -	0.0%	\$ -	\$ -	0.0%	
99001 - Transfer to Fund 001	\$ -	\$ -	\$ -	\$ 25,137	\$ -	\$ 23,304	0.0%	\$ 23,770	\$ 23,770	100.0%	
201 Court Document Storage	\$ 1,180,329	\$ 1,098,967	\$ 1,036,568	\$ 891,297	\$ 505,072	\$ 825,050	61.0%	\$ 81,845	\$ 755,047	10.8%	
Expenses	\$ 1,180,329	\$ 1,098,967	\$ 1,036,568	\$ 891,297	\$ 505,072	\$ 825,050	61.0%	\$ 81,845	\$ 755,047	10.8%	
Personnel Services- Salaries & Wages	\$ 745,508	\$ 649,979	\$ 644,087	\$ 554,870	\$ 315,053	\$ 317,369	99.3%	\$ 38,842	\$ 202,115	19.2%	
40000 - Salaries and Wages	\$ 744,984	\$ 691,053	\$ 643,897	\$ 545,389	\$ 315,053	\$ 317,369	99.3%	\$ 38,842	\$ 196,228	19.8%	
40003 - Cost of Living Increase	\$ -	\$ -	\$ -	\$ -	\$ -	\$ -	0.0%	\$ -	\$ 5,887	0.0%	
40009 - Salaries and Wages Subsidy	\$ -	\$ (41,248)	\$ -	\$ -	\$ -	\$ -	0.0%	\$ -	\$ -	0.0%	
40200 - Overtime Salaries	\$ 524	\$ 174	\$ 157	\$ 4,776	\$ -	\$ -	0.0%	\$ -	\$ -	0.0%	
40310 - Bond Call	\$ -	\$ -	\$ 33	\$ 4,705	\$ -	\$ -	0.0%	\$ -	\$ -	0.0%	
Personnel Services- Employee Benefits	\$ 344,853	\$ 325,982	\$ 320,362	\$ 206,849	\$ 136,766	\$ 130,713	104.6%	\$ 20,283	\$ 163,799	12.4%	
45000 - Healthcare Contribution	\$ 232,602	\$ 239,793	\$ 214,970	\$ 126,506	\$ 96,572	\$ 87,835	109.9%	\$ 15,510	\$ 135,692	11.4%	
45009 - Healthcare Subsidy	\$ -	\$ (14,737)	\$ -	\$ -	\$ -	\$ -	0.0%	\$ -	\$ -	0.0%	
45010 - Dental Contribution	\$ 7,896	\$ 7,643	\$ 7,501	\$ 3,630	\$ 2,390	\$ 2,254	106.0%	\$ 382	\$ 3,388	11.3%	
45019 - Dental Subsidy	\$ -	\$ (575)	\$ -	\$ -	\$ -	\$ -	0.0%	\$ -	\$ -	0.0%	
45100 - FICA/SS Contribution	\$ 52,995	\$ 48,813	\$ 45,098	\$ 41,127	\$ 22,362	\$ 24,279	92.1%	\$ 2,728	\$ 15,462	17.6%	
45109 - FICA/SS Subsidy	\$ -	\$ (2,759)	\$ -	\$ -	\$ -	\$ -	0.0%	\$ -	\$ -	0.0%	
45200 - IMRF Contribution	\$ 51,361	\$ 51,120	\$ 52,793	\$ 35,585	\$ 15,443	\$ 16,345	94.5%	\$ 1,662	\$ 9,257	18.0%	
45209 - IMRF Subsidy	\$ -	\$ (3,316)	\$ -	\$ -	\$ -	\$ -	0.0%	\$ -	\$ -	0.0%	
Contractual Services	\$ 54,198	\$ 97,351	\$ 58,165	\$ 78,290	\$ 44,067	\$ 222,260	19.8%	\$ 10,835	\$ 219,171	4.9%	
50490 - Destruction of Records Services	\$ 4,732	\$ 7,406	\$ 6,662	\$ 3,231	\$ 6,322	\$ 15,000	42.1%	\$ 368	\$ 15,000	2.5%	
52140 - Repairs and Maint- Copiers	\$ 8,663	\$ 9,599	\$ 6,179	\$ 7,669	\$ 10,216	\$ 19,520	52.3%	\$ 827	\$ 21,270	3.9%	
52160 - Repairs and Maint- Equipment	\$ 9,190	\$ 18,380	\$ 9,190	\$ 28,680	\$ 10,900	\$ 46,299	23.5%	\$ 9,640	\$ 47,499	20.3%	
53000 - Liability Insurance	\$ 13,195	\$ 14,270	\$ 13,898	\$ 15,347	\$ 9,268	\$ 9,268	100.0%	\$ -	\$ 6,103	0.0%	
53010 - Workers Compensation	\$ 17,641	\$ 17,411	\$ 21,797	\$ 18,733	\$ 7,046	\$ 7,046	100.0%	\$ -	\$ 4,200	0.0%	
53020 - Unemployment Claims	\$ 777	\$ 410	\$ 439	\$ 4,631	\$ 127	\$ 127	100.0%	\$ -	\$ 99	0.0%	
53090 - Film Conversion/Book Binding	\$ -	\$ 29,875	\$ -	\$ -	\$ -	\$ 125,000	0.0%	\$ -	\$ 125,000	0.0%	

Committee Expense Budget Report - by Account Detail
Through February 29, 2024 (25.0% YTD, 23.08% Payroll Expense through Pay Period Ending 2/17/2024)
***2019, 2020, 2021, 2022 Actual Full Fiscal Year, **2023 DRAFT**

Department / Fund / Account Classification	2019 Actual Amount*	2020 Actual Amount*	2021 Actual Amount*	2022 Actual Amount*	2023 Actual Amount**	2023 Adopted Budget	2023 YTD% Actual/Budget	2024 Actual Amount	2024 Adopted Budget	2024 YTD% Actual/Budget	2019 - 2024 Trend
53100 - Conferences and Meetings	\$ -	\$ -	\$ -	\$ -	\$ 14	\$ -	0.0%	\$ -	\$ -	0.0%	
53120 - Employee Mileage Expense	\$ -	\$ -	\$ -	\$ -	\$ 175	\$ -	0.0%	\$ -	\$ -	0.0%	
Commodities	\$ 35,770	\$ 25,655	\$ 13,954	\$ 14,979	\$ 1,685	\$ 6,000	28.1%	\$ -	\$ 8,000	0.0%	
60000 - Office Supplies	\$ 8,000	\$ -	\$ 110	\$ -	\$ 1,593	\$ 3,000	53.1%	\$ -	\$ 6,000	0.0%	
60020 - Computer Related Supplies	\$ 27,770	\$ 25,655	\$ 13,844	\$ 14,629	\$ -	\$ 2,500	0.0%	\$ -	\$ 1,500	0.0%	
60265 - Public Health Commodities - Coronavirus	\$ -	\$ -	\$ -	\$ -	\$ -	\$ -	0.0%	\$ -	\$ -	0.0%	
64010 - Cellular Phone	\$ -	\$ -	\$ -	\$ 351	\$ 92	\$ 500	18.4%	\$ -	\$ 500	0.0%	
Capital	\$ -	\$ -	\$ -	\$ -	\$ 7,500	\$ 7,500	100.0%	\$ -	\$ -	0.0%	
70050 - Printers	\$ -	\$ -	\$ -	\$ -	\$ 7,500	\$ 7,500	100.0%	\$ -	\$ -	0.0%	
70080 - Office Furniture	\$ -	\$ -	\$ -	\$ -	\$ -	\$ -	0.0%	\$ -	\$ -	0.0%	
Contingency and Other	\$ -	\$ -	\$ -	\$ -	\$ -	\$ 103,339	0.0%	\$ -	\$ 150,077	0.0%	
89000 - Addition to Fund Balance	\$ -	\$ -	\$ -	\$ -	\$ -	\$ 103,339	0.0%	\$ -	\$ 150,077	0.0%	
Transfers Out	\$ -	\$ -	\$ -	\$ 36,309	\$ -	\$ 37,869	0.0%	\$ 11,885	\$ 11,885	100.0%	
99000 - Transfer To Other Funds	\$ -	\$ -	\$ -	\$ -	\$ -	\$ -	0.0%	\$ -	\$ -	0.0%	
99001 - Transfer to Fund 001	\$ -	\$ -	\$ -	\$ 36,309	\$ -	\$ 37,869	0.0%	\$ 11,885	\$ 11,885	100.0%	
202 Child Support	\$ 84,760	\$ 91,362	\$ 108,156	\$ 159,387	\$ 95,488	\$ 182,195	52.2%	\$ 17,073	\$ 156,040	10.9%	
Expenses	\$ 84,760	\$ 91,362	\$ 108,156	\$ 159,387	\$ 95,488	\$ 182,195	52.2%	\$ 17,073	\$ 156,040	10.9%	
Personnel Services- Salaries & Wages	\$ 53,063	\$ 64,850	\$ 71,408	\$ 96,313	\$ 74,653	\$ 113,045	66.0%	\$ 9,878	\$ 51,189	19.3%	
40000 - Salaries and Wages	\$ 52,374	\$ 67,577	\$ 70,893	\$ 95,697	\$ 74,041	\$ 111,540	66.4%	\$ 9,878	\$ 49,698	19.9%	
40003 - Cost of Living Increase	\$ -	\$ -	\$ -	\$ -	\$ -	\$ -	0.0%	\$ -	\$ 1,491	0.0%	
40009 - Salaries and Wages Subsidy	\$ -	\$ (3,086)	\$ -	\$ -	\$ -	\$ -	0.0%	\$ -	\$ -	0.0%	
40200 - Overtime Salaries	\$ 689	\$ 359	\$ 515	\$ 617	\$ 612	\$ 1,505	40.7%	\$ -	\$ -	0.0%	
Personnel Services- Employee Benefits	\$ 19,650	\$ 21,312	\$ 23,857	\$ 42,097	\$ 15,056	\$ 44,819	33.6%	\$ 1,252	\$ 6,261	20.0%	
45000 - Healthcare Contribution	\$ 11,584	\$ 11,908	\$ 11,854	\$ 28,031	\$ 5,332	\$ 29,619	18.0%	\$ -	\$ -	0.0%	
45009 - Healthcare Subsidy	\$ -	\$ (867)	\$ -	\$ -	\$ -	\$ -	0.0%	\$ -	\$ -	0.0%	
45010 - Dental Contribution	\$ 299	\$ 442	\$ 501	\$ 923	\$ 188	\$ 922	20.4%	\$ -	\$ -	0.0%	
45019 - Dental Subsidy	\$ -	\$ (36)	\$ -	\$ -	\$ -	\$ -	0.0%	\$ -	\$ -	0.0%	
45100 - FICA/SS Contribution	\$ 3,946	\$ 5,040	\$ 5,289	\$ 6,960	\$ 5,594	\$ 8,533	65.6%	\$ 782	\$ 3,916	20.0%	
45109 - FICA/SS Subsidy	\$ -	\$ (215)	\$ -	\$ -	\$ -	\$ -	0.0%	\$ -	\$ -	0.0%	
45200 - IMRF Contribution	\$ 3,822	\$ 5,289	\$ 6,214	\$ 6,183	\$ 3,942	\$ 5,745	68.6%	\$ 471	\$ 2,345	20.1%	
45209 - IMRF Subsidy	\$ -	\$ (248)	\$ -	\$ -	\$ -	\$ -	0.0%	\$ -	\$ -	0.0%	
Contractual Services	\$ 12,047	\$ 5,200	\$ 12,891	\$ 9,805	\$ 5,779	\$ 12,379	46.7%	\$ -	\$ 10,035	0.0%	
52160 - Repairs and Maint- Equipment	\$ -	\$ -	\$ -	\$ -	\$ -	\$ -	0.0%	\$ -	\$ 800	0.0%	
53000 - Liability Insurance	\$ 2,276	\$ 2,312	\$ 1,881	\$ 3,908	\$ 3,257	\$ 3,257	100.0%	\$ -	\$ 1,546	0.0%	
53010 - Workers Compensation	\$ 3,043	\$ 2,821	\$ 2,950	\$ 4,717	\$ 2,477	\$ 2,477	100.0%	\$ -	\$ 1,064	0.0%	
53020 - Unemployment Claims	\$ 134	\$ 67	\$ 60	\$ 1,180	\$ 45	\$ 45	100.0%	\$ -	\$ 25	0.0%	
53060 - General Printing	\$ 6,594	\$ -	\$ 8,000	\$ -	\$ -	\$ 6,600	0.0%	\$ -	\$ 6,600	0.0%	
53100 - Conferences and Meetings	\$ -	\$ -	\$ -	\$ -	\$ -	\$ -	0.0%	\$ -	\$ -	0.0%	
53120 - Employee Mileage Expense	\$ -	\$ -	\$ -	\$ -	\$ -	\$ -	0.0%	\$ -	\$ -	0.0%	
53130 - General Association Dues	\$ -	\$ -	\$ -	\$ -	\$ -	\$ -	0.0%	\$ -	\$ -	0.0%	
Commodities	\$ -	\$ -	\$ -	\$ -	\$ -	\$ 300	0.0%	\$ -	\$ -	0.0%	
60000 - Office Supplies	\$ -	\$ -	\$ -	\$ -	\$ -	\$ 300	0.0%	\$ -	\$ -	0.0%	
60265 - Public Health Commodities - Coronavirus	\$ -	\$ -	\$ -	\$ -	\$ -	\$ -	0.0%	\$ -	\$ -	0.0%	
Contingency and Other	\$ -	\$ -	\$ -	\$ -	\$ -	\$ -	0.0%	\$ -	\$ 82,613	0.0%	
89000 - Addition to Fund Balance	\$ -	\$ -	\$ -	\$ -	\$ -	\$ -	0.0%	\$ -	\$ 82,613	0.0%	
Transfers Out	\$ -	\$ -	\$ -	\$ 11,172	\$ -	\$ 11,652	0.0%	\$ 5,942	\$ 5,942	100.0%	
99000 - Transfer To Other Funds	\$ -	\$ -	\$ -	\$ -	\$ -	\$ -	0.0%	\$ -	\$ -	0.0%	
99001 - Transfer to Fund 001	\$ -	\$ -	\$ -	\$ 11,172	\$ -	\$ 11,652	0.0%	\$ 5,942	\$ 5,942	100.0%	
203 Circuit Clerk Admin Services	\$ 332,894	\$ 307,787	\$ 323,136	\$ 378,952	\$ 259,768	\$ 406,825	63.8%	\$ 58,292	\$ 328,910	17.7%	
Expenses	\$ 332,894	\$ 307,787	\$ 323,136	\$ 378,952	\$ 259,768	\$ 406,825	63.8%	\$ 58,292	\$ 328,910	17.7%	
Personnel Services- Salaries & Wages	\$ 216,779	\$ 204,594	\$ 202,769	\$ 263,939	\$ 206,341	\$ 236,292	87.3%	\$ 36,352	\$ 197,755	18.4%	

Committee Expense Budget Report - by Account Detail
Through February 29, 2024 (25.0% YTD, 23.08% Payroll Expense through Pay Period Ending 2/17/2024)
***2019, 2020, 2021, 2022 Actual Full Fiscal Year, **2023 DRAFT**

Department / Fund / Account Classification	2019 Actual Amount*	2020 Actual Amount*	2021 Actual Amount*	2022 Actual Amount*	2023 Actual Amount**	2023 Adopted Budget	2023 YTD% Actual/Budget	2024 Actual Amount	2024 Adopted Budget	2024 YTD% Actual/Budget	2019 - 2024 Trend
40000 - Salaries and Wages	\$ 216,161	\$ 221,467	\$ 202,662	\$ 263,939	\$ 206,341	\$ 233,792	88.3%	\$ 36,352	\$ 191,995	18.9%	
40003 - Cost of Living Increase	\$ -	\$ -	\$ -	\$ -	\$ -	\$ -	0.0%	\$ -	\$ 5,760	0.0%	
40009 - Salaries and Wages Subsidy	\$ -	\$ (17,112)	\$ -	\$ -	\$ -	\$ -	0.0%	\$ -	\$ -	0.0%	
40200 - Overtime Salaries	\$ 618	\$ 239	\$ 107	\$ -	\$ -	\$ 2,500	0.0%	\$ -	\$ -	0.0%	
Personnel Services- Employee Benefits	\$ 92,909	\$ 86,656	\$ 86,957	\$ 72,236	\$ 33,264	\$ 59,194	56.2%	\$ 9,555	\$ 54,800	17.4%	
45000 - Healthcare Contribution	\$ 60,836	\$ 60,727	\$ 53,556	\$ 34,331	\$ 7,021	\$ 28,345	24.8%	\$ 4,975	\$ 29,818	16.7%	
45009 - Healthcare Subsidy	\$ -	\$ (5,290)	\$ -	\$ -	\$ -	\$ -	0.0%	\$ -	\$ -	0.0%	
45010 - Dental Contribution	\$ 1,784	\$ 1,715	\$ 1,874	\$ 1,228	\$ 256	\$ 922	27.8%	\$ 217	\$ 795	27.4%	
45019 - Dental Subsidy	\$ -	\$ (173)	\$ -	\$ -	\$ -	\$ -	0.0%	\$ -	\$ -	0.0%	
45100 - FICA/SS Contribution	\$ 15,392	\$ 15,624	\$ 14,485	\$ 19,503	\$ 15,630	\$ 17,886	87.4%	\$ 2,711	\$ 15,129	17.9%	
45109 - FICA/SS Subsidy	\$ -	\$ (1,057)	\$ -	\$ -	\$ -	\$ -	0.0%	\$ -	\$ -	0.0%	
45200 - IMRF Contribution	\$ 14,896	\$ 16,486	\$ 17,041	\$ 17,174	\$ 10,357	\$ 12,041	86.0%	\$ 1,652	\$ 9,058	18.2%	
45209 - IMRF Subsidy	\$ -	\$ (1,376)	\$ -	\$ -	\$ -	\$ -	0.0%	\$ -	\$ -	0.0%	
Contractual Services	\$ 17,188	\$ 15,547	\$ 20,442	\$ 23,097	\$ 17,896	\$ 33,312	53.7%	\$ 3,371	\$ 33,177	10.2%	
52140 - Repairs and Maint- Copiers	\$ -	\$ -	\$ 734	\$ -	\$ -	\$ -	0.0%	\$ -	\$ -	0.0%	
52160 - Repairs and Maint- Equipment	\$ 2,359	\$ 2,359	\$ 2,983	\$ 1,708	\$ 2,910	\$ 3,000	97.0%	\$ -	\$ 3,000	0.0%	
53000 - Liability Insurance	\$ 4,099	\$ 4,867	\$ 4,614	\$ 7,950	\$ 6,827	\$ 6,827	100.0%	\$ -	\$ 5,972	0.0%	
53010 - Workers Compensation	\$ 5,480	\$ 5,939	\$ 7,237	\$ 9,594	\$ 5,191	\$ 5,191	100.0%	\$ -	\$ 4,109	0.0%	
53020 - Unemployment Claims	\$ 242	\$ 140	\$ 146	\$ 2,399	\$ 94	\$ 94	100.0%	\$ -	\$ 96	0.0%	
53060 - General Printing	\$ 3,055	\$ 1,934	\$ 4,578	\$ 1,446	\$ 2,024	\$ 5,000	40.5%	\$ 2,072	\$ 5,000	41.4%	
53100 - Conferences and Meetings	\$ 1,747	\$ 308	\$ -	\$ -	\$ 669	\$ 12,400	5.4%	\$ 1,199	\$ 12,400	9.7%	
53110 - Employee Training	\$ 206	\$ -	\$ -	\$ -	\$ 30	\$ 300	9.9%	\$ -	\$ 2,000	0.0%	
53120 - Employee Mileage Expense	\$ -	\$ -	\$ 149	\$ -	\$ 151	\$ 500	30.1%	\$ -	\$ 500	0.0%	
53130 - General Association Dues	\$ -	\$ -	\$ -	\$ -	\$ -	\$ -	0.0%	\$ 100	\$ 100	100.0%	
Commodities	\$ 6,019	\$ 990	\$ 12,967	\$ 5,716	\$ 2,266	\$ 30,450	7.4%	\$ 99	\$ 30,450	0.3%	
60000 - Office Supplies	\$ 6,019	\$ 990	\$ 12,967	\$ 5,716	\$ 1,923	\$ 30,000	6.4%	\$ 99	\$ 30,000	0.3%	
60265 - Public Health Commodities - Coronavirus	\$ -	\$ -	\$ -	\$ -	\$ -	\$ -	0.0%	\$ -	\$ -	0.0%	
64010 - Cellular Phone	\$ -	\$ -	\$ -	\$ -	\$ 343	\$ 450	76.3%	\$ -	\$ 450	0.0%	
Contingency and Other	\$ -	\$ -	\$ -	\$ -	\$ -	\$ 33,012	0.0%	\$ -	\$ 3,814	0.0%	
89000 - Addition to Fund Balance	\$ -	\$ -	\$ -	\$ -	\$ -	\$ 33,012	0.0%	\$ -	\$ 3,814	0.0%	
Transfers Out	\$ -	\$ -	\$ -	\$ 13,965	\$ -	\$ 14,565	0.0%	\$ 8,914	\$ 8,914	100.0%	
99000 - Transfer To Other Funds	\$ -	\$ -	\$ -	\$ -	\$ -	\$ -	0.0%	\$ -	\$ -	0.0%	
99001 - Transfer to Fund 001	\$ -	\$ -	\$ -	\$ 13,965	\$ -	\$ 14,565	0.0%	\$ 8,914	\$ 8,914	100.0%	
204 Circuit Clk Electronic Citation	\$ 127,383	\$ 229,311	\$ 250,329	\$ 185,095	\$ 196,992	\$ 244,284	80.4%	\$ 38,483	\$ 234,813	16.4%	
Expenses	\$ 127,383	\$ 229,311	\$ 250,329	\$ 185,095	\$ 196,992	\$ 244,284	80.4%	\$ 38,483	\$ 234,813	16.4%	
Personnel Services- Salaries & Wages	\$ 78,347	\$ 142,573	\$ 159,275	\$ 114,471	\$ 127,186	\$ 147,706	86.1%	\$ 23,843	\$ 137,508	17.3%	
40000 - Salaries and Wages	\$ 78,347	\$ 150,910	\$ 159,275	\$ 114,471	\$ 127,186	\$ 147,706	86.1%	\$ 23,843	\$ 133,502	17.9%	
40003 - Cost of Living Increase	\$ -	\$ -	\$ -	\$ -	\$ -	\$ -	0.0%	\$ -	\$ 4,006	0.0%	
40009 - Salaries and Wages Subsidy	\$ -	\$ (8,337)	\$ -	\$ -	\$ -	\$ -	0.0%	\$ -	\$ -	0.0%	
Personnel Services- Employee Benefits	\$ 41,857	\$ 78,208	\$ 82,316	\$ 46,490	\$ 56,095	\$ 63,635	88.2%	\$ 8,588	\$ 63,212	13.6%	
45000 - Healthcare Contribution	\$ 30,581	\$ 59,895	\$ 56,343	\$ 30,063	\$ 39,900	\$ 43,396	91.9%	\$ 5,627	\$ 45,157	12.5%	
45009 - Healthcare Subsidy	\$ -	\$ (3,778)	\$ -	\$ -	\$ -	\$ -	0.0%	\$ -	\$ -	0.0%	
45010 - Dental Contribution	\$ 954	\$ 1,748	\$ 1,999	\$ 1,000	\$ 1,027	\$ 1,332	77.1%	\$ 177	\$ 1,237	14.3%	
45019 - Dental Subsidy	\$ -	\$ (122)	\$ -	\$ -	\$ -	\$ -	0.0%	\$ -	\$ -	0.0%	
45100 - FICA/SS Contribution	\$ 5,248	\$ 10,587	\$ 11,168	\$ 8,154	\$ 8,975	\$ 11,300	79.4%	\$ 1,733	\$ 10,520	16.5%	
45109 - FICA/SS Subsidy	\$ -	\$ (559)	\$ -	\$ -	\$ -	\$ -	0.0%	\$ -	\$ -	0.0%	
45200 - IMRF Contribution	\$ 5,074	\$ 11,107	\$ 12,806	\$ 7,273	\$ 6,193	\$ 7,607	81.4%	\$ 1,051	\$ 6,298	16.7%	
45209 - IMRF Subsidy	\$ -	\$ (670)	\$ -	\$ -	\$ -	\$ -	0.0%	\$ -	\$ -	0.0%	
Contractual Services	\$ 6,872	\$ 7,933	\$ 8,143	\$ 14,771	\$ 12,447	\$ 21,789	57.1%	\$ 100	\$ 26,301	0.4%	
52160 - Repairs and Maint- Equipment	\$ -	\$ -	\$ -	\$ -	\$ -	\$ 1,000	0.0%	\$ -	\$ 1,000	0.0%	
53000 - Liability Insurance	\$ 1,459	\$ 3,277	\$ 3,019	\$ 5,018	\$ 4,314	\$ 4,314	100.0%	\$ -	\$ 4,152	0.0%	
53010 - Workers Compensation	\$ 1,952	\$ 3,998	\$ 4,735	\$ 6,057	\$ 3,280	\$ 3,280	100.0%	\$ -	\$ 2,857	0.0%	

Committee Expense Budget Report - by Account Detail
Through February 29, 2024 (25.0% YTD, 23.08% Payroll Expense through Pay Period Ending 2/17/2024)
***2019, 2020, 2021, 2022 Actual Full Fiscal Year, **2023 DRAFT**

Department / Fund / Account Classification	2019 Actual Amount*	2020 Actual Amount*	2021 Actual Amount*	2022 Actual Amount*	2023 Actual Amount**	2023 Adopted Budget	2023 YTD% Actual/Budget	2024 Actual Amount	2024 Adopted Budget	2024 YTD% Actual/Budget	2019 - 2024 Trend
53020 - Unemployment Claims	\$ 86	\$ 95	\$ 96	\$ 1,571	\$ 60	\$ 60	100.0%	\$ -	\$ 67	0.0%	
53100 - Conferences and Meetings	\$ 3,343	\$ 288	\$ 243	\$ 1,475	\$ 4,672	\$ 9,200	50.8%	\$ -	\$ 13,800	0.0%	
53110 - Employee Training	\$ -	\$ -	\$ -	\$ -	\$ -	\$ 1,800	0.0%	\$ -	\$ 2,000	0.0%	
53120 - Employee Mileage Expense	\$ 31	\$ 25	\$ -	\$ 600	\$ 122	\$ 1,635	7.4%	\$ -	\$ 1,925	0.0%	
53130 - General Association Dues	\$ -	\$ 250	\$ 50	\$ 50	\$ -	\$ 500	0.0%	\$ 100	\$ 500	20.0%	
Commodities	\$ 307	\$ 597	\$ 594	\$ 982	\$ 1,264	\$ 2,415	52.3%	\$ 9	\$ 1,850	0.5%	
60000 - Office Supplies	\$ 307	\$ 597	\$ 594	\$ 477	\$ 760	\$ 1,665	45.6%	\$ 9	\$ 1,100	0.8%	
60265 - Public Health Commodities - Coronavirus	\$ -	\$ -	\$ -	\$ -	\$ -	\$ -	0.0%	\$ -	\$ -	0.0%	
64010 - Cellular Phone	\$ -	\$ -	\$ -	\$ 505	\$ 504	\$ 750	67.2%	\$ -	\$ 750	0.0%	
Contingency and Other	\$ -	\$ -	\$ -	\$ -	\$ -	\$ -	0.0%	\$ -	\$ -	0.0%	
89000 - Addition to Fund Balance	\$ -	\$ -	\$ -	\$ -	\$ -	\$ -	0.0%	\$ -	\$ -	0.0%	
Transfers Out	\$ -	\$ -	\$ -	\$ 8,379	\$ -	\$ 8,739	0.0%	\$ 5,942	\$ 5,942	100.0%	
99000 - Transfer To Other Funds	\$ -	\$ -	\$ -	\$ -	\$ -	\$ -	0.0%	\$ -	\$ -	0.0%	
99001 - Transfer to Fund 001	\$ -	\$ -	\$ -	\$ 8,379	\$ -	\$ 8,739	0.0%	\$ 5,942	\$ 5,942	100.0%	
205 Circuit Ct Clerk Op and Admin	\$ -	\$ -	\$ -	\$ -	\$ -	\$ 75,500	0.0%	\$ -	\$ 82,827	0.0%	
Expenses	\$ -	\$ -	\$ -	\$ -	\$ -	\$ 75,500	0.0%	\$ -	\$ 82,827	0.0%	
Commodities	\$ -	\$ -	\$ -	\$ -	\$ -	\$ 10,000	0.0%	\$ -	\$ 10,000	0.0%	
60010 - Operating Supplies	\$ -	\$ -	\$ -	\$ -	\$ -	\$ 10,000	0.0%	\$ -	\$ 10,000	0.0%	
Contingency and Other	\$ -	\$ -	\$ -	\$ -	\$ -	\$ 65,500	0.0%	\$ -	\$ 72,827	0.0%	
89000 - Addition to Fund Balance	\$ -	\$ -	\$ -	\$ -	\$ -	\$ 65,500	0.0%	\$ -	\$ 72,827	0.0%	
Grand Total	\$ 6,414,485	\$ 6,096,425	\$ 6,159,371	\$ 6,031,580	\$ 6,204,065	\$ 8,775,348	69.3%	\$ 1,273,415	\$ 7,875,481	15.9%	

Committee Revenue Budget Report - by Account Detail
Through February 29, 2024 (25.0% YTD)
***2019, 2020, 2021, 2022 Actual Full Fiscal Year, **2023 DRAFT**

Department / Fund / Account Classification	2019 Actual Amount*	2020 Actual Amount*	2021 Actual Amount*	2022 Actual Amount*	2023 Actual Amount**	2023 Adopted Budget	2023 YTD% Actual/Budget	2024 Actual Amount	2024 Adopted Budget	2024 YTD% Actual/Budget	2019 - 2024 Trend
300 State's Attorney	\$ 4,217,143	\$ 3,693,746	\$ 5,829,831	\$ 4,512,463	\$ 5,866,728	\$ 5,433,405	95.3%	\$ 2,563,388	\$ 6,600,647	38.8%	
001 General Fund	\$ 1,240,949	\$ 1,319,990	\$ 2,660,408	\$ 1,673,042	\$ 1,968,208	\$ 1,869,646	104.7%	\$ 253,556	\$ 1,691,680	15.0%	
Revenue	\$ 1,240,949	\$ 1,319,990	\$ 2,660,408	\$ 1,673,042	\$ 1,968,208	\$ 1,869,646	104.7%	\$ 253,556	\$ 1,691,680	15.0%	
Charges for Services	\$ 653,192	\$ 711,809	\$ 767,175	\$ 733,696	\$ 744,973	\$ 463,000	160.9%	\$ 119,472	\$ 623,000	19.2%	
34250 - State's Atty Prosecution Fees	\$ 278,019	\$ 379,596	\$ 410,676	\$ 429,410	\$ 448,341	\$ 250,000	179.3%	\$ 73,370	\$ 400,000	18.3%	
35010 - Default Fees	\$ 125,120	\$ 130,051	\$ 125,906	\$ 63,913	\$ 55,278	\$ -	0.0%	\$ 5,323	\$ -	0.0%	
35230 - DV Diversion Program Fee	\$ 76,393	\$ 47,572	\$ 65,967	\$ 77,490	\$ 76,718	\$ 65,000	118.0%	\$ 11,229	\$ 80,000	14.0%	
35270 - Drug Testing Administrative Fee	\$ 8,550	\$ 6,264	\$ 7,482	\$ 8,626	\$ 9,204	\$ 7,500	122.7%	\$ 1,526	\$ 7,500	20.3%	
35280 - Drug Diversion Program Fee	\$ 63,464	\$ 65,741	\$ 78,061	\$ 60,921	\$ 38,660	\$ 80,000	48.3%	\$ 3,629	\$ 45,000	8.1%	
35345 - Deferred Prosecution	\$ 91,774	\$ 78,915	\$ 77,117	\$ 91,622	\$ 115,065	\$ 60,000	191.8%	\$ 24,394	\$ 90,000	27.1%	
35350 - D/A Deferred Prosecution	\$ 8,485	\$ 3,671	\$ 1,807	\$ 622	\$ 1,366	\$ -	0.0%	\$ -	\$ -	0.0%	
35355 - P/S Deferred Prosecution	\$ -	\$ -	\$ -	\$ -	\$ -	\$ -	0.0%	\$ -	\$ -	0.0%	
35900 - Miscellaneous Fees	\$ 1,385	\$ -	\$ 160	\$ 1,092	\$ 342	\$ 500	68.3%	\$ -	\$ 500	0.0%	
Reimbursements	\$ 183,829	\$ 188,597	\$ 192,993	\$ 197,820	\$ 203,817	\$ 192,000	106.2%	\$ 34,934	\$ 197,438	17.7%	
37030 - States Atty Salary Reimbursement	\$ 183,829	\$ 188,597	\$ 192,993	\$ 197,820	\$ 203,817	\$ 192,000	106.2%	\$ 34,934	\$ 197,438	17.7%	
Grants	\$ 49,762	\$ 34,207	\$ 28,988	\$ 204,059	\$ 515,161	\$ 939,646	54.8%	\$ 43,566	\$ 471,242	9.2%	
32095 - JJC Council Grant	\$ 49,762	\$ 34,207	\$ 28,988	\$ 19,713	\$ 15,527	\$ 59,072	26.3%	\$ 11,181	\$ 59,072	18.9%	
32155 - SAMHSA CDSP Grant	\$ -	\$ -	\$ -	\$ -	\$ 208,488	\$ 347,283	60.0%	\$ 7,837	\$ -	0.0%	
32275 - COSSAP Grant	\$ -	\$ -	\$ -	\$ 171,743	\$ 289,158	\$ 400,396	72.2%	\$ 24,548	\$ 412,170	6.0%	
32719 - CLEPD Grant	\$ -	\$ -	\$ -	\$ 12,603	\$ -	\$ -	0.0%	\$ -	\$ -	0.0%	
33636 - SAO ARPA Grant	\$ -	\$ -	\$ -	\$ -	\$ 1,988	\$ 132,895	1.5%	\$ -	\$ -	0.0%	
Other	\$ -	\$ 8	\$ 1,664	\$ 385	\$ 667	\$ -	0.0%	\$ -	\$ -	0.0%	
38560 - State's Attorney Refunds	\$ -	\$ 8	\$ 1,664	\$ 385	\$ 667	\$ -	0.0%	\$ -	\$ -	0.0%	
Transfers In	\$ -	\$ -	\$ 1,063,806	\$ 14,351	\$ 9,776	\$ -	100.0%	\$ -	\$ -	0.0%	
39000 - Transfer From Other Funds	\$ -	\$ -	\$ 1,063,806	\$ -	\$ -	\$ -	0.0%	\$ -	\$ -	0.0%	
39114 - Transfer from Fund 114	\$ -	\$ -	\$ -	\$ -	\$ 9,776	\$ -	100.0%	\$ -	\$ -	0.0%	
39350 - Transfer from Fund 350	\$ -	\$ -	\$ -	\$ 14,351	\$ -	\$ -	0.0%	\$ -	\$ -	0.0%	
Fines	\$ 354,166	\$ 385,369	\$ 605,782	\$ 522,732	\$ 493,814	\$ 275,000	179.6%	\$ 55,584	\$ 400,000	13.9%	
36000 - State's Attorney Fines	\$ 269,145	\$ 178,720	\$ 255,783	\$ 308,501	\$ 304,658	\$ 250,000	121.9%	\$ 46,708	\$ 275,000	17.0%	
36010 - Bond Forfeiture Fines	\$ 85,021	\$ 206,648	\$ 349,999	\$ 214,231	\$ 189,157	\$ 25,000	756.6%	\$ 8,876	\$ 125,000	7.1%	
36040 - Second Chance Fines	\$ -	\$ 1	\$ -	\$ -	\$ -	\$ -	0.0%	\$ -	\$ -	0.0%	
220 Title IV-D	\$ 619,949	\$ 571,532	\$ 862,288	\$ 840,799	\$ 886,026	\$ 898,804	98.6%	\$ 152,190	\$ 891,276	17.1%	
Revenue	\$ 619,949	\$ 571,532	\$ 862,288	\$ 840,799	\$ 886,026	\$ 898,804	98.6%	\$ 152,190	\$ 891,276	17.1%	
Grants	\$ 619,949	\$ 571,532	\$ 792,411	\$ 667,646	\$ 695,360	\$ 698,108	99.6%	\$ 122,362	\$ 712,070	17.2%	
32020 - Title IV-D Grant	\$ 619,949	\$ 571,532	\$ 792,411	\$ 667,646	\$ 695,360	\$ 698,108	99.6%	\$ 122,362	\$ 712,070	17.2%	
Interest Revenue	\$ -	\$ -	\$ -	\$ -	\$ 9,327	\$ -	0.0%	\$ -	\$ -	0.0%	
38000 - Investment Income	\$ -	\$ -	\$ -	\$ -	\$ 9,327	\$ -	0.0%	\$ -	\$ -	0.0%	
Other	\$ -	\$ -	\$ -	\$ -	\$ -	\$ 19,357	0.0%	\$ -	\$ 149,378	0.0%	
38900 - Miscellaneous Other	\$ -	\$ -	\$ -	\$ -	\$ -	\$ -	0.0%	\$ -	\$ -	0.0%	
39900 - Fund Balance Utilization	\$ -	\$ -	\$ -	\$ -	\$ -	\$ 19,357	0.0%	\$ -	\$ 149,378	0.0%	
Transfers In	\$ -	\$ -	\$ 69,877	\$ 173,153	\$ 181,339	\$ 181,339	100.0%	\$ 29,828	\$ 29,828	100.0%	
39000 - Transfer From Other Funds	\$ -	\$ -	\$ 69,877	\$ -	\$ -	\$ -	0.0%	\$ -	\$ -	0.0%	
39120 - Transfer from Fund 120	\$ -	\$ -	\$ -	\$ 173,153	\$ 181,339	\$ 181,339	100.0%	\$ 29,828	\$ 29,828	100.0%	
221 Drug Prosecution	\$ 245,023	\$ 226,681	\$ 269,700	\$ 374,395	\$ 678,061	\$ 379,897	108.1%	\$ 365,766	\$ 570,746	64.1%	
Revenue	\$ 245,023	\$ 226,681	\$ 269,700	\$ 374,395	\$ 678,061	\$ 379,897	108.1%	\$ 365,766	\$ 570,746	64.1%	
Grants	\$ 136,507	\$ 119,646	\$ 112,028	\$ 127,431	\$ 127,431	\$ 127,431	100.0%	\$ -	\$ 127,431	0.0%	
32030 - Drug Prosecution Grant	\$ 136,507	\$ 119,646	\$ 112,028	\$ 127,431	\$ 127,431	\$ 127,431	100.0%	\$ -	\$ 127,431	0.0%	
Interest Revenue	\$ -	\$ -	\$ -	\$ -	\$ 1,538	\$ -	0.0%	\$ -	\$ -	0.0%	
38000 - Investment Income	\$ -	\$ -	\$ -	\$ -	\$ 1,538	\$ -	0.0%	\$ -	\$ -	0.0%	
Other	\$ -	\$ -	\$ 626	\$ -	\$ 247,555	\$ 31,572	88.7%	\$ -	\$ 31,988	0.0%	
38900 - Miscellaneous Other	\$ -	\$ -	\$ 626	\$ -	\$ -	\$ -	0.0%	\$ -	\$ -	0.0%	

Committee Revenue Budget Report - by Account Detail
Through February 29, 2024 (25.0% YTD)
***2019, 2020, 2021, 2022 Actual Full Fiscal Year, **2023 DRAFT**

Department / Fund / Account Classification	2019 Actual Amount*	2020 Actual Amount*	2021 Actual Amount*	2022 Actual Amount*	2023 Actual Amount**	2023 Adopted Budget	2023 YTD% Actual/Budget	2024 Actual Amount	2024 Adopted Budget	2024 YTD% Actual/Budget	2019 - 2024 Trend
39234 - Transfer From Drug Asset Forfeiture Fund 234	\$ -	\$ -	\$ -	\$ -	\$ 247,555	\$ -	100.0%	\$ -	\$ -	0.0%	
39900 - Fund Balance Utilization	\$ -	\$ -	\$ -	\$ -	\$ -	\$ 31,572	0.0%	\$ -	\$ 31,988	0.0%	
Transfers In	\$ -	\$ -	\$ 112,613	\$ 196,832	\$ 180,894	\$ 180,894	100.0%	\$ 356,327	\$ 356,327	100.0%	
39000 - Transfer From Other Funds	\$ -	\$ -	\$ 112,613	\$ -	\$ -	\$ -	0.0%	\$ -	\$ -	0.0%	
39120 - Transfer from Fund 120	\$ -	\$ -	\$ -	\$ 85,192	\$ 180,894	\$ 180,894	100.0%	\$ 356,327	\$ 356,327	100.0%	
39357 - Transfer from Fund 357	\$ -	\$ -	\$ -	\$ 111,640	\$ -	\$ -	0.0%	\$ -	\$ -	0.0%	
Fines	\$ 108,516	\$ 107,035	\$ 44,433	\$ 50,132	\$ 120,643	\$ 40,000	301.6%	\$ 9,439	\$ 55,000	17.2%	
36020 - Drug Fines	\$ 108,516	\$ 107,035	\$ 44,433	\$ 50,132	\$ 62,877	\$ 40,000	157.2%	\$ 3,585	\$ 55,000	6.5%	
36025 - Forfeited Funds	\$ -	\$ -	\$ -	\$ -	\$ 57,767	\$ -	0.0%	\$ 5,854	\$ -	0.0%	
222 Victim Coordinator Services	\$ 166,653	\$ 127,713	\$ 144,393	\$ 181,245	\$ 163,331	\$ 161,246	101.3%	\$ 271,804	\$ 368,700	73.7%	
Revenue	\$ 166,653	\$ 127,713	\$ 144,393	\$ 181,245	\$ 163,331	\$ 161,246	101.3%	\$ 271,804	\$ 368,700	73.7%	
Reimbursements	\$ -	\$ 13,750	\$ -	\$ -	\$ -	\$ -	0.0%	\$ -	\$ -	0.0%	
37900 - Miscellaneous Reimbursement	\$ -	\$ 13,750	\$ -	\$ -	\$ -	\$ -	0.0%	\$ -	\$ -	0.0%	
Grants	\$ 47,700	\$ 10,112	\$ 70,186	\$ 56,425	\$ 60,988	\$ 55,000	110.9%	\$ 25,000	\$ 100,000	25.0%	
32050 - Atty General Victim Coord Grant	\$ 47,700	\$ 10,112	\$ 70,186	\$ 56,425	\$ 60,988	\$ 55,000	110.9%	\$ 25,000	\$ 100,000	25.0%	
32320 - Law Enforcement/Victim Ast Grant	\$ -	\$ -	\$ -	\$ -	\$ -	\$ -	0.0%	\$ -	\$ -	0.0%	
Interest Revenue	\$ -	\$ -	\$ -	\$ -	\$ 1,383	\$ -	0.0%	\$ -	\$ -	0.0%	
38000 - Investment Income	\$ -	\$ -	\$ -	\$ -	\$ 1,383	\$ -	0.0%	\$ -	\$ -	0.0%	
Other	\$ -	\$ -	\$ -	\$ -	\$ -	\$ 5,286	0.0%	\$ -	\$ 21,896	0.0%	
39900 - Fund Balance Utilization	\$ -	\$ -	\$ -	\$ -	\$ -	\$ 5,286	0.0%	\$ -	\$ 21,896	0.0%	
Transfers In	\$ 118,953	\$ 103,851	\$ 74,207	\$ 124,820	\$ 100,960	\$ 100,960	100.0%	\$ 246,804	\$ 246,804	100.0%	
39000 - Transfer From Other Funds	\$ 118,953	\$ 103,851	\$ 74,207	\$ -	\$ -	\$ -	0.0%	\$ -	\$ -	0.0%	
39120 - Transfer from Fund 120	\$ -	\$ -	\$ -	\$ 124,820	\$ 100,960	\$ 100,960	100.0%	\$ 246,804	\$ 246,804	100.0%	
223 Domestic Violence	\$ 555,808	\$ 336,843	\$ 209,938	\$ 148,337	\$ 358,229	\$ 356,726	100.4%	\$ 450,755	\$ 526,513	85.6%	
Revenue	\$ 555,808	\$ 336,843	\$ 209,938	\$ 148,337	\$ 358,229	\$ 356,726	100.4%	\$ 450,755	\$ 526,513	85.6%	
Interest Revenue	\$ 7,811	\$ 6,829	\$ 399	\$ 527	\$ 8,229	\$ -	0.0%	\$ -	\$ 12,622	0.0%	
38000 - Investment Income	\$ 7,811	\$ 6,829	\$ 399	\$ 527	\$ 8,229	\$ -	0.0%	\$ -	\$ 12,622	0.0%	
Other	\$ -	\$ -	\$ -	\$ -	\$ -	\$ 6,726	0.0%	\$ -	\$ 63,136	0.0%	
39900 - Fund Balance Utilization	\$ -	\$ -	\$ -	\$ -	\$ -	\$ 6,726	0.0%	\$ -	\$ 63,136	0.0%	
Transfers In	\$ 547,997	\$ 330,014	\$ 209,539	\$ 147,810	\$ 350,000	\$ 350,000	100.0%	\$ 450,755	\$ 450,755	100.0%	
39000 - Transfer From Other Funds	\$ 547,997	\$ 330,014	\$ 209,539	\$ -	\$ -	\$ -	0.0%	\$ -	\$ -	0.0%	
39120 - Transfer from Fund 120	\$ -	\$ -	\$ -	\$ 147,810	\$ 350,000	\$ 350,000	100.0%	\$ 450,755	\$ 450,755	100.0%	
224 Environmental Prosecution	\$ 688	\$ 1	\$ -	\$ -	\$ -	\$ -	0.0%	\$ -	\$ -	0.0%	
Revenue	\$ 688	\$ 1	\$ -	\$ -	\$ -	\$ -	0.0%	\$ -	\$ -	0.0%	
Grants	\$ -	\$ -	\$ -	\$ -	\$ -	\$ -	0.0%	\$ -	\$ -	0.0%	
33550 - VOCA Grant	\$ -	\$ -	\$ -	\$ -	\$ -	\$ -	0.0%	\$ -	\$ -	0.0%	
Interest Revenue	\$ 688	\$ 1	\$ -	\$ -	\$ -	\$ -	0.0%	\$ -	\$ -	0.0%	
38000 - Investment Income	\$ 688	\$ 1	\$ -	\$ -	\$ -	\$ -	0.0%	\$ -	\$ -	0.0%	
Other	\$ -	\$ -	\$ -	\$ -	\$ -	\$ -	0.0%	\$ -	\$ -	0.0%	
39900 - Fund Balance Utilization	\$ -	\$ -	\$ -	\$ -	\$ -	\$ -	0.0%	\$ -	\$ -	0.0%	
225 Auto Theft Task Force	\$ 1,048	\$ 601	\$ (1)	\$ (500)	\$ 1,248	\$ -	0.0%	\$ -	\$ 1,350	0.0%	
Revenue	\$ 1,048	\$ 601	\$ (1)	\$ (500)	\$ 1,248	\$ -	0.0%	\$ -	\$ 1,350	0.0%	
Interest Revenue	\$ 1,048	\$ 601	\$ (1)	\$ (500)	\$ 1,248	\$ -	0.0%	\$ -	\$ 1,350	0.0%	
38000 - Investment Income	\$ 1,048	\$ 601	\$ (1)	\$ (500)	\$ 1,248	\$ -	0.0%	\$ -	\$ 1,350	0.0%	
226 Weed and Seed	\$ -	\$ -	\$ -	\$ -	\$ 716	\$ -	4.9%	\$ -	\$ 14,000	0.0%	
Revenue	\$ -	\$ -	\$ -	\$ -	\$ 716	\$ -	4.9%	\$ -	\$ 14,000	0.0%	
Interest Revenue	\$ -	\$ -	\$ -	\$ -	\$ 716	\$ -	0.0%	\$ -	\$ -	0.0%	
38000 - Investment Income	\$ -	\$ -	\$ -	\$ -	\$ 716	\$ -	0.0%	\$ -	\$ -	0.0%	

Committee Revenue Budget Report - by Account Detail
Through February 29, 2024 (25.0% YTD)
***2019, 2020, 2021, 2022 Actual Full Fiscal Year, **2023 DRAFT**

Department / Fund / Account Classification	2019 Actual Amount*	2020 Actual Amount*	2021 Actual Amount*	2022 Actual Amount*	2023 Actual Amount**	2023 Adopted Budget	2023 YTD% Actual/Budget	2024 Actual Amount	2024 Adopted Budget	2024 YTD% Actual/Budget	2019 - 2024 Trend
Other	\$ -	\$ -	\$ -	\$ -	\$ -	\$ -	0.0%	\$ -	\$ 14,000	0.0%	
39900 - Fund Balance Utilization	\$ -	\$ -	\$ -	\$ -	\$ -	\$ -	0.0%	\$ -	\$ 14,000	0.0%	
230 Child Advocacy Center	\$ 1,235,691	\$ 1,031,432	\$ 1,580,690	\$ 1,248,438	\$ 1,694,471	\$ 1,561,742	96.0%	\$ 1,055,304	\$ 2,277,465	46.3%	
Revenue	\$ 1,235,691	\$ 1,031,432	\$ 1,580,690	\$ 1,248,438	\$ 1,694,471	\$ 1,561,742	96.0%	\$ 1,055,304	\$ 2,277,465	46.3%	
Charges for Services	\$ 331,556	\$ 371,158	\$ 468,245	\$ 479,264	\$ 481,040	\$ 300,150	160.3%	\$ 79,645	\$ 400,000	19.9%	
35020 - Child Advocacy Center Fees	\$ 331,556	\$ 371,158	\$ 468,245	\$ 479,264	\$ 481,040	\$ 300,150	160.3%	\$ 79,645	\$ 400,000	19.9%	
Reimbursements	\$ 32,083	\$ 5,833	\$ 70,000	\$ 35,000	\$ 35,000	\$ 35,000	100.0%	\$ -	\$ 35,000	0.0%	
37040 - CAC Invest Salary Reimbursement	\$ 32,083	\$ 5,833	\$ 70,000	\$ 35,000	\$ 35,000	\$ 35,000	100.0%	\$ -	\$ 35,000	0.0%	
Grants	\$ 165,470	\$ 153,911	\$ 285,508	\$ 266,001	\$ 459,127	\$ 479,633	95.7%	\$ 87,102	\$ 662,823	13.1%	
32000 - Attorney General CAC Grant	\$ 15,000	\$ 6,097	\$ 17,987	\$ 21,928	\$ 45,575	\$ 33,000	138.1%	\$ -	\$ 82,000	0.0%	
32010 - DCFS- Child Advocacy Cntr Grant	\$ 42,599	\$ 37,995	\$ 97,590	\$ 109,625	\$ 271,416	\$ 281,734	96.3%	\$ 76,483	\$ 458,898	16.7%	
32076 - CESF Grant	\$ -	\$ -	\$ 16,000	\$ 34,020	\$ 2,708	\$ 20,000	13.5%	\$ -	\$ -	0.0%	
33550 - VOCA Grant	\$ 107,871	\$ 109,819	\$ 153,931	\$ 100,428	\$ 139,428	\$ 144,899	96.2%	\$ 10,619	\$ 121,925	8.7%	
Interest Revenue	\$ 9,964	\$ 6,220	\$ 1,793	\$ (4,991)	\$ 28,648	\$ 2,000	1,432.4%	\$ -	\$ 40,220	0.0%	
38000 - Investment Income	\$ 9,964	\$ 6,220	\$ 1,793	\$ (4,991)	\$ 28,648	\$ 2,000	1,432.4%	\$ -	\$ 40,220	0.0%	
Other	\$ -	\$ -	\$ -	\$ 25	\$ -	\$ 54,303	0.0%	\$ -	\$ 250,866	0.0%	
38900 - Miscellaneous Other	\$ -	\$ -	\$ -	\$ 25	\$ -	\$ -	0.0%	\$ -	\$ -	0.0%	
39900 - Fund Balance Utilization	\$ -	\$ -	\$ -	\$ -	\$ -	\$ 54,303	0.0%	\$ -	\$ 250,866	0.0%	
Transfers In	\$ 696,619	\$ 494,310	\$ 755,144	\$ 473,140	\$ 690,656	\$ 690,656	100.0%	\$ 888,556	\$ 888,556	100.0%	
39000 - Transfer From Other Funds	\$ 696,619	\$ 494,310	\$ 755,144	\$ -	\$ -	\$ -	0.0%	\$ -	\$ -	0.0%	
39120 - Transfer from Fund 120	\$ -	\$ -	\$ -	\$ 473,140	\$ 690,656	\$ 690,656	100.0%	\$ 888,556	\$ 888,556	100.0%	
231 Equitable Sharing Program	\$ 1,224	\$ 662	\$ (1)	\$ (540)	\$ 4,544	\$ 25,000	18.2%	\$ -	\$ 11,456	0.0%	
Revenue	\$ 1,224	\$ 662	\$ (1)	\$ (540)	\$ 4,544	\$ 25,000	18.2%	\$ -	\$ 11,456	0.0%	
Interest Revenue	\$ 1,224	\$ 662	\$ (1)	\$ (540)	\$ 1,364	\$ -	0.0%	\$ -	\$ 1,456	0.0%	
38000 - Investment Income	\$ 1,224	\$ 662	\$ (1)	\$ (540)	\$ 1,364	\$ -	0.0%	\$ -	\$ 1,456	0.0%	
Other	\$ -	\$ -	\$ -	\$ -	\$ 3,179	\$ 25,000	12.7%	\$ -	\$ 10,000	0.0%	
38600 - DOJ Equitable Sharing Proceeds	\$ -	\$ -	\$ -	\$ -	\$ 3,179	\$ 25,000	12.7%	\$ -	\$ 10,000	0.0%	
232 State's Atty Records Automation	\$ 33,737	\$ 24,024	\$ 26,062	\$ 19,024	\$ 23,507	\$ 75,334	31.2%	\$ 3,147	\$ 68,982	4.6%	
Revenue	\$ 33,737	\$ 24,024	\$ 26,062	\$ 19,024	\$ 23,507	\$ 75,334	31.2%	\$ 3,147	\$ 68,982	4.6%	
Charges for Services	\$ 33,737	\$ 21,270	\$ 21,710	\$ 20,289	\$ 20,279	\$ 30,000	67.6%	\$ 3,147	\$ 20,000	15.7%	
35300 - Records Automation Fees	\$ 33,737	\$ 21,270	\$ 21,710	\$ 20,289	\$ 20,279	\$ 30,000	67.6%	\$ 3,147	\$ 20,000	15.7%	
Interest Revenue	\$ -	\$ 2,754	\$ 52	\$ (1,265)	\$ 3,228	\$ -	0.0%	\$ -	\$ 3,895	0.0%	
38000 - Investment Income	\$ -	\$ 2,754	\$ 52	\$ (1,265)	\$ 3,228	\$ -	0.0%	\$ -	\$ 3,895	0.0%	
Other	\$ -	\$ -	\$ -	\$ -	\$ -	\$ 45,334	0.0%	\$ -	\$ 45,087	0.0%	
39900 - Fund Balance Utilization	\$ -	\$ -	\$ -	\$ -	\$ -	\$ 45,334	0.0%	\$ -	\$ 45,087	0.0%	
Transfers In	\$ -	\$ -	\$ 4,300	\$ -	\$ -	\$ -	0.0%	\$ -	\$ -	0.0%	
39000 - Transfer From Other Funds	\$ -	\$ -	\$ 4,300	\$ -	\$ -	\$ -	0.0%	\$ -	\$ -	0.0%	
233 Bad Check Restitution	\$ 4,216	\$ 3,124	\$ 2,278	\$ (595)	\$ 1,484	\$ -	0.0%	\$ -	\$ 1,605	0.0%	
Revenue	\$ 4,216	\$ 3,124	\$ 2,278	\$ (595)	\$ 1,484	\$ -	0.0%	\$ -	\$ 1,605	0.0%	
Interest Revenue	\$ 1,087	\$ 664	\$ (2)	\$ (595)	\$ 1,484	\$ -	0.0%	\$ -	\$ 1,605	0.0%	
38000 - Investment Income	\$ 1,087	\$ 664	\$ (2)	\$ (595)	\$ 1,484	\$ -	0.0%	\$ -	\$ 1,605	0.0%	
Fines	\$ 3,129	\$ 2,460	\$ 2,280	\$ -	\$ -	\$ -	0.0%	\$ -	\$ -	0.0%	
36030 - Collection Fines	\$ 3,129	\$ 2,460	\$ 2,280	\$ -	\$ -	\$ -	0.0%	\$ -	\$ -	0.0%	
234 Drug Asset Forfeiture	\$ 24,811	\$ 17,890	\$ 53,612	\$ 30,003	\$ 11,891	\$ 50,000	4.0%	\$ -	\$ 58,672	0.0%	
Revenue	\$ 24,811	\$ 17,890	\$ 53,612	\$ 30,003	\$ 11,891	\$ 50,000	4.0%	\$ -	\$ 58,672	0.0%	
Interest Revenue	\$ 3,601	\$ 2,347	\$ (15)	\$ (3,380)	\$ 8,791	\$ -	0.0%	\$ -	\$ 8,672	0.0%	
38000 - Investment Income	\$ 3,601	\$ 2,347	\$ (15)	\$ (3,380)	\$ 8,791	\$ -	0.0%	\$ -	\$ 8,672	0.0%	
Other	\$ -	\$ -	\$ -	\$ -	\$ -	\$ -	0.0%	\$ -	\$ -	0.0%	

Committee Revenue Budget Report - by Account Detail
Through February 29, 2024 (25.0% YTD)
***2019, 2020, 2021, 2022 Actual Full Fiscal Year, **2023 DRAFT**

Department / Fund / Account Classification	2019 Actual Amount*	2020 Actual Amount*	2021 Actual Amount*	2022 Actual Amount*	2023 Actual Amount**	2023 Adopted Budget	2023 YTD% Actual/Budget	2024 Actual Amount	2024 Adopted Budget	2024 YTD% Actual/Budget	2019 - 2024 Trend
39900 - Fund Balance Utilization	\$ -	\$ -	\$ -	\$ -	\$ -	\$ -	0.0%	\$ -	\$ -	0.0%	
Transfers In	\$ -	\$ -	\$ -	\$ -	\$ 3,100	\$ -	0.0%	\$ -	\$ -	0.0%	
39000 - Transfer From Other Funds	\$ -	\$ -	\$ -	\$ -	\$ 3,100	\$ -	0.0%	\$ -	\$ -	0.0%	
Fines	\$ 21,210	\$ 15,544	\$ 53,628	\$ 33,383	\$ -	\$ 50,000	0.0%	\$ -	\$ 50,000	0.0%	
36020 - Drug Fines	\$ 21,210	\$ 15,544	\$ 53,628	\$ 33,383	\$ -	\$ 50,000	0.0%	\$ -	\$ 50,000	0.0%	
235 State's Attorney Employee Events	\$ 1,268	\$ 844	\$ 57	\$ (20)	\$ 51	\$ 10	506.0%	\$ -	\$ 55	0.0%	
Revenue	\$ 1,268	\$ 844	\$ 57	\$ (20)	\$ 51	\$ 10	506.0%	\$ -	\$ 55	0.0%	
Reimbursements	\$ -	\$ -	\$ -	\$ -	\$ -	\$ 10	0.0%	\$ -	\$ -	0.0%	
37900 - Miscellaneous Reimbursement	\$ -	\$ -	\$ -	\$ -	\$ -	\$ 10	0.0%	\$ -	\$ -	0.0%	
Interest Revenue	\$ 29	\$ 24	\$ (0)	\$ (20)	\$ 51	\$ -	0.0%	\$ -	\$ 55	0.0%	
38000 - Investment Income	\$ 29	\$ 24	\$ (0)	\$ (20)	\$ 51	\$ -	0.0%	\$ -	\$ 55	0.0%	
Other	\$ 1,240	\$ 820	\$ 57	\$ -	\$ -	\$ -	0.0%	\$ -	\$ -	0.0%	
38900 - Miscellaneous Other	\$ 1,240	\$ 820	\$ 57	\$ -	\$ -	\$ -	0.0%	\$ -	\$ -	0.0%	
236 Child Advocacy Advisory Board	\$ 1,289	\$ 1,033	\$ 601	\$ (370)	\$ 922	\$ -	0.0%	\$ -	\$ 997	0.0%	
Revenue	\$ 1,289	\$ 1,033	\$ 601	\$ (370)	\$ 922	\$ -	0.0%	\$ -	\$ 997	0.0%	
Interest Revenue	\$ 739	\$ 433	\$ 1	\$ (370)	\$ 922	\$ -	0.0%	\$ -	\$ 997	0.0%	
38000 - Investment Income	\$ 739	\$ 433	\$ 1	\$ (370)	\$ 922	\$ -	0.0%	\$ -	\$ 997	0.0%	
Other	\$ 550	\$ 600	\$ 600	\$ -	\$ -	\$ -	0.0%	\$ -	\$ -	0.0%	
38520 - General Donations	\$ 550	\$ 600	\$ 600	\$ -	\$ -	\$ -	0.0%	\$ -	\$ -	0.0%	
237 Money Laundering - State's Atty	\$ 30,320	\$ 7,725	\$ 754	\$ (3,208)	\$ 19,864	\$ 5,000	397.3%	\$ -	\$ 11,148	0.0%	
Revenue	\$ 30,320	\$ 7,725	\$ 754	\$ (3,208)	\$ 19,864	\$ 5,000	397.3%	\$ -	\$ 11,148	0.0%	
Interest Revenue	\$ -	\$ 3,585	\$ (20)	\$ (3,208)	\$ 8,027	\$ -	0.0%	\$ -	\$ 8,648	0.0%	
38000 - Investment Income	\$ -	\$ 3,585	\$ (20)	\$ (3,208)	\$ 8,027	\$ -	0.0%	\$ -	\$ 8,648	0.0%	
Other	\$ -	\$ -	\$ -	\$ -	\$ -	\$ -	0.0%	\$ -	\$ -	0.0%	
39900 - Fund Balance Utilization	\$ -	\$ -	\$ -	\$ -	\$ -	\$ -	0.0%	\$ -	\$ -	0.0%	
Transfers In	\$ -	\$ -	\$ -	\$ -	\$ 9,200	\$ -	0.0%	\$ -	\$ -	0.0%	
39000 - Transfer From Other Funds	\$ -	\$ -	\$ -	\$ -	\$ 9,200	\$ -	0.0%	\$ -	\$ -	0.0%	
Fines	\$ 30,320	\$ 4,140	\$ 775	\$ -	\$ 2,638	\$ 5,000	52.8%	\$ -	\$ 2,500	0.0%	
36020 - Drug Fines	\$ 30,320	\$ 4,140	\$ 775	\$ -	\$ 2,638	\$ 5,000	52.8%	\$ -	\$ 2,500	0.0%	
490 Kane County Law Enforcement	\$ 54,470	\$ 23,650	\$ 19,050	\$ 2,414	\$ 54,175	\$ 50,000	108.3%	\$ 10,866	\$ 106,002	10.3%	
Revenue	\$ 54,470	\$ 23,650	\$ 19,050	\$ 2,414	\$ 54,175	\$ 50,000	108.3%	\$ 10,866	\$ 106,002	10.3%	
Interest Revenue	\$ 6,330	\$ 3,763	\$ (35)	\$ (2,216)	\$ 6,281	\$ 2,000	314.0%	\$ -	\$ 7,002	0.0%	
38000 - Investment Income	\$ 6,330	\$ 3,763	\$ (35)	\$ (2,216)	\$ 6,281	\$ 2,000	314.0%	\$ -	\$ 7,002	0.0%	
Other	\$ -	\$ -	\$ -	\$ -	\$ -	\$ 46,000	0.0%	\$ -	\$ 59,000	0.0%	
39900 - Fund Balance Utilization	\$ -	\$ -	\$ -	\$ -	\$ -	\$ 46,000	0.0%	\$ -	\$ 59,000	0.0%	
Transfers In	\$ -	\$ -	\$ 10,774	\$ 2,026	\$ -	\$ -	0.0%	\$ -	\$ -	0.0%	
39000 - Transfer From Other Funds	\$ -	\$ -	\$ 10,774	\$ 2,026	\$ -	\$ -	0.0%	\$ -	\$ -	0.0%	
Fines	\$ 48,140	\$ 19,887	\$ 8,311	\$ 2,604	\$ 47,894	\$ 2,000	2,394.7%	\$ 10,866	\$ 40,000	27.2%	
36050 - DUI Fines	\$ 48,140	\$ 19,887	\$ 8,311	\$ 2,604	\$ 47,894	\$ 2,000	2,394.7%	\$ 10,866	\$ 40,000	27.2%	
Grand Total	\$ 4,217,143	\$ 3,693,746	\$ 5,829,831	\$ 4,512,463	\$ 5,866,728	\$ 5,433,405	95.3%	\$ 2,563,388	\$ 6,600,647	38.8%	

Committee Expense Budget Report - by Account Detail
Through February 29, 2024 (25.0% YTD, 23.08% Payroll Expense through Pay Period Ending 2/17/2024)
***2019, 2020, 2021, 2022 Actual Full Fiscal Year, **2023 DRAFT**

Department / Fund / Account Classification	2019 Actual Amount*	2020 Actual Amount*	2021 Actual Amount*	2022 Actual Amount*	2023 Actual Amount**	2023 Adopted Budget	2023 YTD% Actual/Budget	2024 Actual Amount	2024 Adopted Budget	2024 YTD% Actual/Budget	2019 - 2024 Trend
300 State's Attorney	\$ 9,498,453	\$ 9,457,653	\$ 10,845,804	\$ 12,538,468	\$ 15,315,755	\$ 15,934,691	89.0%	\$ 3,479,875	\$ 18,069,254	19.3%	
001 General Fund	\$ 5,237,871	\$ 5,510,922	\$ 6,500,008	\$ 8,261,323	\$ 9,347,562	\$ 10,160,471	88.7%	\$ 2,039,252	\$ 10,648,439	19.2%	
Expenses	\$ 5,237,871	\$ 5,510,922	\$ 6,500,008	\$ 8,261,323	\$ 9,347,562	\$ 10,160,471	88.7%	\$ 2,039,252	\$ 10,648,439	19.2%	
Personnel Services- Salaries & Wages	\$ 4,004,451	\$ 4,380,151	\$ 5,209,472	\$ 6,497,499	\$ 7,288,796	\$ 7,440,895	94.6%	\$ 1,892,701	\$ 9,759,694	19.4%	
40000 - Salaries and Wages	\$ 3,965,818	\$ 4,357,560	\$ 4,937,646	\$ 6,458,731	\$ 7,235,321	\$ 8,027,214	90.9%	\$ 1,867,957	\$ 8,522,767	21.9%	
40002 - Non-Union Wage Increase	\$ -	\$ -	\$ -	\$ -	\$ -	\$ 238,781	0.0%	\$ -	\$ -	0.0%	
40004 - Merit Increase	\$ -	\$ -	\$ -	\$ -	\$ -	\$ -	0.0%	\$ -	\$ 1,088,927	0.0%	
40005 - New Position Budget Moved to Contingency	\$ -	\$ -	\$ -	\$ -	\$ -	\$ (929,500)	0.0%	\$ -	\$ -	0.0%	
40009 - Salaries and Wages Subsidy	\$ -	\$ (15,819)	\$ -	\$ -	\$ -	\$ -	0.0%	\$ -	\$ -	0.0%	
40040 - Lump Sum Distribution	\$ -	\$ -	\$ 233,800	\$ -	\$ -	\$ -	0.0%	\$ -	\$ -	0.0%	
40200 - Overtime Salaries	\$ 144	\$ -	\$ 33	\$ -	\$ -	\$ -	0.0%	\$ -	\$ -	0.0%	
40310 - Bond Call	\$ 38,489	\$ 38,411	\$ 37,993	\$ 38,768	\$ 53,475	\$ 104,400	51.2%	\$ 24,744	\$ 148,000	16.7%	
Personnel Services- Employee Benefits	\$ 799,517	\$ 845,929	\$ 932,734	\$ 1,201,182	\$ 1,319,304	\$ 1,489,237	82.5%	\$ -	\$ -	0.0%	
45000 - Healthcare Contribution	\$ 777,255	\$ 822,163	\$ 905,500	\$ 1,169,092	\$ 1,286,517	\$ 1,451,267	82.6%	\$ -	\$ -	0.0%	
45009 - Healthcare Subsidy	\$ -	\$ (503)	\$ -	\$ -	\$ -	\$ -	0.0%	\$ -	\$ -	0.0%	
45010 - Dental Contribution	\$ 22,262	\$ 24,296	\$ 27,234	\$ 32,089	\$ 32,787	\$ 37,970	79.5%	\$ -	\$ -	0.0%	
45019 - Dental Subsidy	\$ -	\$ (28)	\$ -	\$ -	\$ -	\$ -	0.0%	\$ -	\$ -	0.0%	
Contractual Services	\$ 375,359	\$ 167,336	\$ 212,465	\$ 286,849	\$ 331,676	\$ 539,186	62.7%	\$ 107,527	\$ 521,021	20.6%	
50150 - Contractual/Consulting Services	\$ 149,089	\$ 7,031	\$ 42,281	\$ 59,325	\$ 106,148	\$ 211,008	52.8%	\$ 49,694	\$ 189,151	26.3%	
50160 - Legal Services	\$ -	\$ -	\$ 45	\$ -	\$ -	\$ -	0.0%	\$ -	\$ -	0.0%	
50235 - Public Health Services - Coronavirus	\$ -	\$ -	\$ -	\$ -	\$ -	\$ -	0.0%	\$ -	\$ -	0.0%	
50240 - Trials and Costs of Hearing	\$ 15,603	\$ 17,840	\$ 27,578	\$ 54,942	\$ 20,152	\$ 35,000	57.6%	\$ 13,823	\$ 40,000	34.6%	
50250 - Legal Trial Notices	\$ 10,426	\$ 6,831	\$ 7,866	\$ 4,376	\$ -	\$ 5,000	0.0%	\$ -	\$ 5,000	0.0%	
50260 - Witness Costs	\$ 8,074	\$ 16,278	\$ 1,960	\$ 8,383	\$ 4,755	\$ 17,500	27.2%	\$ -	\$ 12,500	0.0%	
50270 - Court Reporter Costs	\$ 71,929	\$ 58,530	\$ 67,059	\$ 50,211	\$ 58,679	\$ 72,500	80.9%	\$ 9,528	\$ 70,000	13.6%	
50280 - Legal Process Server Costs	\$ 202	\$ -	\$ -	\$ 155	\$ -	\$ 10,000	0.0%	\$ -	\$ -	0.0%	
50300 - Extradition Costs	\$ 14,518	\$ 9,172	\$ 13,962	\$ -	\$ -	\$ 10,000	0.0%	\$ -	\$ -	0.0%	
52130 - Repairs and Maint- Computers	\$ -	\$ -	\$ 322	\$ -	\$ -	\$ -	0.0%	\$ -	\$ -	0.0%	
52140 - Repairs and Maint- Copiers	\$ 17,006	\$ 9,378	\$ 13,294	\$ 13,629	\$ 16,618	\$ 20,000	83.1%	\$ 1,717	\$ 20,000	8.6%	
52160 - Repairs and Maint- Equipment	\$ 12	\$ 178	\$ 140	\$ -	\$ -	\$ 1,000	0.0%	\$ -	\$ 1,000	0.0%	
52230 - Repairs and Maint- Vehicles	\$ 4,689	\$ 6,104	\$ 3,968	\$ 9,694	\$ 6,023	\$ 12,000	50.2%	\$ 405	\$ 12,000	3.4%	
53060 - General Printing	\$ 192	\$ -	\$ 54	\$ -	\$ 188	\$ 2,700	7.0%	\$ -	\$ 2,000	0.0%	
53100 - Conferences and Meetings	\$ 28,089	\$ 8,605	\$ 4,927	\$ 28,277	\$ 18,537	\$ 17,250	107.5%	\$ 5,663	\$ 18,000	31.5%	
53110 - Employee Training	\$ 21,897	\$ 308	\$ 18,604	\$ 30,951	\$ 64,054	\$ 83,571	76.6%	\$ 7,708	\$ 106,500	7.2%	
53115 - Law Enforcement Training	\$ 11,109	\$ 5,135	\$ -	\$ -	\$ -	\$ -	0.0%	\$ -	\$ -	0.0%	
53120 - Employee Mileage Expense	\$ 1,764	\$ 272	\$ 114	\$ 3,190	\$ 6,622	\$ 7,452	88.9%	\$ 223	\$ 12,000	1.9%	
53130 - General Association Dues	\$ 20,763	\$ 21,674	\$ 10,291	\$ 23,715	\$ 29,900	\$ 34,205	87.4%	\$ 18,765	\$ 32,870	57.1%	
Commodities	\$ 53,475	\$ 117,506	\$ 145,337	\$ 237,294	\$ 396,134	\$ 432,531	89.6%	\$ 39,024	\$ 367,724	10.6%	
60000 - Office Supplies	\$ 14,585	\$ 21,355	\$ 43,176	\$ 45,143	\$ 52,305	\$ 45,000	116.2%	\$ 10,926	\$ 55,000	19.9%	
60010 - Operating Supplies	\$ 10,959	\$ 7,141	\$ 8,231	\$ 21,764	\$ 86,172	\$ 59,545	124.3%	\$ 5,641	\$ 36,539	15.4%	
60040 - Postage	\$ -	\$ -	\$ -	\$ 136	\$ -	\$ -	0.0%	\$ -	\$ -	0.0%	
60050 - Books and Subscriptions	\$ 11,159	\$ 65,422	\$ 76,148	\$ 84,295	\$ 103,574	\$ 89,914	115.2%	\$ 12,254	\$ 105,360	11.6%	
60055 - Office Equipment - Non Capital	\$ -	\$ -	\$ -	\$ -	\$ 23,980	\$ 25,000	95.9%	\$ -	\$ 25,000	0.0%	
60060 - Computer Software- Non Capital	\$ 10,798	\$ 19,624	\$ 11,560	\$ 30,918	\$ 43,638	\$ 61,531	70.9%	\$ -	\$ 33,625	0.0%	
60070 - Computer Hardware- Non Capital	\$ 769	\$ 998	\$ 2,495	\$ 40,802	\$ 52,512	\$ 120,041	43.7%	\$ 8,765	\$ 71,450	12.3%	
60265 - Public Health Commodities - Coronavirus	\$ -	\$ -	\$ -	\$ -	\$ -	\$ -	0.0%	\$ -	\$ -	0.0%	
60570 - Office Furniture - Non-Capital	\$ -	\$ -	\$ -	\$ 4,500	\$ 23,407	\$ 19,500	120.0%	\$ -	\$ 22,750	0.0%	
63040 - Fuel- Vehicles	\$ 5,205	\$ 2,964	\$ 3,586	\$ 9,736	\$ 10,547	\$ 12,000	87.9%	\$ 1,438	\$ 18,000	8.0%	
64000 - Telephone	\$ -	\$ -	\$ 142	\$ -	\$ -	\$ -	0.0%	\$ -	\$ -	0.0%	
Capital	\$ -	\$ -	\$ -	\$ -	\$ -	\$ -	0.0%	\$ -	\$ -	0.0%	
70070 - Automotive Equipment	\$ -	\$ -	\$ -	\$ -	\$ -	\$ -	0.0%	\$ -	\$ -	0.0%	
70080 - Office Furniture	\$ -	\$ -	\$ -	\$ -	\$ -	\$ -	0.0%	\$ -	\$ -	0.0%	
70090 - Office Equipment	\$ -	\$ -	\$ -	\$ -	\$ -	\$ -	0.0%	\$ -	\$ -	0.0%	

Committee Expense Budget Report - by Account Detail
Through February 29, 2024 (25.0% YTD, 23.08% Payroll Expense through Pay Period Ending 2/17/2024)
***2019, 2020, 2021, 2022 Actual Full Fiscal Year, **2023 DRAFT**

Department / Fund / Account Classification	2019 Actual Amount*	2020 Actual Amount*	2021 Actual Amount*	2022 Actual Amount*	2023 Actual Amount**	2023 Adopted Budget	2023 YTD% Actual/Budget	2024 Actual Amount	2024 Adopted Budget	2024 YTD% Actual/Budget	2019 - 2024 Trend
Transfers Out	\$ 5,069	\$ -	\$ -	\$ 38,500	\$ 11,652	\$ 258,622	4.5%	\$ -	\$ -	0.0%	
99000 - Transfer To Other Funds	\$ 5,069	\$ -	\$ -	\$ -	\$ -	\$ -	0.0%	\$ -	\$ -	0.0%	
99001 - Transfer to Fund 001	\$ -	\$ -	\$ -	\$ -	\$ 11,652	\$ 11,652	100.0%	\$ -	\$ -	0.0%	
99010 - Transfer To Fund 010	\$ -	\$ -	\$ -	\$ 8,890	\$ -	\$ -	0.0%	\$ -	\$ -	0.0%	
99110 - Transfer to Fund 110	\$ -	\$ -	\$ -	\$ 15,840	\$ -	\$ -	0.0%	\$ -	\$ -	0.0%	
99111 - Transfer to Fund 111	\$ -	\$ -	\$ -	\$ 13,770	\$ -	\$ -	0.0%	\$ -	\$ -	0.0%	
99500 - Transfer to Fund 500	\$ -	\$ -	\$ -	\$ -	\$ -	\$ 246,970	0.0%	\$ -	\$ -	0.0%	
010 Insurance Liability	\$ 1,203,788	\$ 1,332,221	\$ 1,560,401	\$ 1,550,568	\$ 2,155,232	\$ 2,210,461	89.8%	\$ 493,886	\$ 2,511,848	19.7%	
Expenses	\$ 1,203,788	\$ 1,332,221	\$ 1,560,401	\$ 1,550,568	\$ 2,155,232	\$ 2,210,461	89.8%	\$ 493,886	\$ 2,511,848	19.7%	
Personnel Services- Salaries & Wages	\$ 798,569	\$ 891,628	\$ 974,801	\$ 985,223	\$ 1,258,967	\$ 1,293,483	97.0%	\$ 337,265	\$ 1,572,806	21.4%	
40000 - Salaries and Wages	\$ 798,569	\$ 891,628	\$ 974,801	\$ 985,223	\$ 1,258,967	\$ 1,260,714	99.7%	\$ 337,265	\$ 1,403,357	24.0%	
40002 - Non-Union Wage Increase	\$ -	\$ -	\$ -	\$ -	\$ -	\$ 32,769	0.0%	\$ -	\$ -	0.0%	
40003 - Cost of Living Increase	\$ -	\$ -	\$ -	\$ -	\$ -	\$ -	0.0%	\$ -	\$ 42,101	0.0%	
40004 - Merit Increase	\$ -	\$ -	\$ -	\$ -	\$ -	\$ -	0.0%	\$ -	\$ 127,348	0.0%	
40009 - Salaries and Wages Subsidy	\$ -	\$ -	\$ -	\$ -	\$ -	\$ -	0.0%	\$ -	\$ -	0.0%	
Personnel Services- Employee Benefits	\$ 249,705	\$ 289,732	\$ 329,801	\$ 334,653	\$ 390,005	\$ 472,483	82.4%	\$ 111,882	\$ 368,903	30.3%	
45000 - Healthcare Contribution	\$ 132,850	\$ 151,901	\$ 171,601	\$ 191,223	\$ 230,988	\$ 299,400	77.2%	\$ 71,035	\$ 186,624	38.1%	
45009 - Healthcare Subsidy	\$ -	\$ -	\$ -	\$ -	\$ -	\$ -	0.0%	\$ -	\$ -	0.0%	
45010 - Dental Contribution	\$ 4,723	\$ 4,096	\$ 5,319	\$ 4,688	\$ 5,024	\$ 7,516	66.8%	\$ 1,536	\$ 5,499	27.9%	
45019 - Dental Subsidy	\$ -	\$ -	\$ -	\$ -	\$ -	\$ -	0.0%	\$ -	\$ -	0.0%	
45100 - FICA/SS Contribution	\$ 56,655	\$ 64,338	\$ 70,233	\$ 71,036	\$ 91,301	\$ 98,952	91.9%	\$ 24,466	\$ 110,578	22.1%	
45109 - FICA/SS Subsidy	\$ -	\$ -	\$ -	\$ -	\$ -	\$ -	0.0%	\$ -	\$ -	0.0%	
45200 - IMRF Contribution	\$ 55,477	\$ 69,397	\$ 82,648	\$ 67,705	\$ 62,692	\$ 66,615	93.7%	\$ 14,845	\$ 66,202	22.4%	
45209 - IMRF Subsidy	\$ -	\$ -	\$ -	\$ -	\$ -	\$ -	0.0%	\$ -	\$ -	0.0%	
Contractual Services	\$ 154,060	\$ 145,880	\$ 251,713	\$ 227,840	\$ 502,549	\$ 435,695	81.0%	\$ 44,740	\$ 563,639	7.9%	
50160 - Legal Services	\$ 99,443	\$ 83,166	\$ 187,822	\$ 132,721	\$ 397,720	\$ 250,000	91.4%	\$ 30,813	\$ 400,000	7.7%	
50240 - Trials and Costs of Hearing	\$ 1,040	\$ 5,216	\$ 4,713	\$ 4,351	\$ 5,834	\$ 45,000	13.0%	\$ 3,650	\$ 20,000	18.3%	
50250 - Legal Trial Notices	\$ 1,657	\$ 2,382	\$ -	\$ 1,875	\$ 5,429	\$ 35,000	15.5%	\$ 998	\$ 15,000	6.7%	
50260 - Witness Costs	\$ -	\$ -	\$ -	\$ -	\$ 6,000	\$ -	0.0%	\$ -	\$ -	0.0%	
50270 - Court Reporter Costs	\$ 3,332	\$ 2,610	\$ 2,207	\$ 12,993	\$ 8,246	\$ 3,000	274.9%	\$ 3,784	\$ 18,000	21.0%	
52140 - Repairs and Maint- Copiers	\$ 2,654	\$ 3,582	\$ 3,320	\$ 1,834	\$ 3,265	\$ 4,500	72.5%	\$ 499	\$ 4,500	11.1%	
53000 - Liability Insurance	\$ 14,853	\$ 19,452	\$ 19,140	\$ 26,685	\$ 37,770	\$ 37,770	100.0%	\$ -	\$ 47,605	0.0%	
53010 - Workers Compensation	\$ 19,857	\$ 23,734	\$ 30,019	\$ 32,206	\$ 28,457	\$ 28,457	100.0%	\$ -	\$ 32,758	0.0%	
53020 - Unemployment Claims	\$ 874	\$ 559	\$ 605	\$ 806	\$ 518	\$ 518	100.0%	\$ -	\$ 766	0.0%	
53100 - Conferences and Meetings	\$ 1,086	\$ 410	\$ 1,221	\$ 2,175	\$ 692	\$ 10,000	6.9%	\$ -	\$ 7,500	0.0%	
53110 - Employee Training	\$ 3,715	\$ -	\$ 1,327	\$ 7,893	\$ 3,714	\$ 15,000	24.8%	\$ 761	\$ 10,000	7.6%	
53120 - Employee Mileage Expense	\$ 1,168	\$ 39	\$ 79	\$ -	\$ -	\$ 1,500	0.0%	\$ -	\$ 1,000	0.0%	
53130 - General Association Dues	\$ 4,381	\$ 4,730	\$ 1,261	\$ 4,302	\$ 4,904	\$ 4,950	99.1%	\$ 4,235	\$ 6,510	65.1%	
Commodities	\$ 1,454	\$ 4,861	\$ 4,087	\$ 2,852	\$ 3,711	\$ 8,800	42.2%	\$ -	\$ 6,500	0.0%	
60000 - Office Supplies	\$ 225	\$ 1,304	\$ 2,177	\$ 620	\$ 1,619	\$ 2,500	64.7%	\$ -	\$ 3,000	0.0%	
60040 - Postage	\$ -	\$ -	\$ 12	\$ -	\$ -	\$ -	0.0%	\$ -	\$ -	0.0%	
60050 - Books and Subscriptions	\$ 1,229	\$ 3,557	\$ 1,898	\$ 2,232	\$ 2,092	\$ 4,900	42.7%	\$ -	\$ 3,500	0.0%	
64000 - Telephone	\$ -	\$ -	\$ -	\$ -	\$ -	\$ 1,400	0.0%	\$ -	\$ -	0.0%	
Capital	\$ -	\$ 120	\$ -	\$ -	\$ -	\$ -	0.0%	\$ -	\$ -	0.0%	
70050 - Printers	\$ -	\$ -	\$ -	\$ -	\$ -	\$ -	0.0%	\$ -	\$ -	0.0%	
70090 - Office Equipment	\$ -	\$ 120	\$ -	\$ -	\$ -	\$ -	0.0%	\$ -	\$ -	0.0%	
220 Title IV-D	\$ 713,068	\$ 669,183	\$ 726,544	\$ 676,579	\$ 710,301	\$ 898,804	79.0%	\$ 180,128	\$ 891,276	20.2%	
Expenses	\$ 713,068	\$ 669,183	\$ 726,544	\$ 676,579	\$ 710,301	\$ 898,804	79.0%	\$ 180,128	\$ 891,276	20.2%	
Personnel Services- Salaries & Wages	\$ 417,467	\$ 460,543	\$ 516,960	\$ 474,117	\$ 512,621	\$ 514,596	99.6%	\$ 136,800	\$ 634,221	21.6%	
40000 - Salaries and Wages	\$ 417,467	\$ 460,543	\$ 490,960	\$ 474,117	\$ 512,621	\$ 499,564	102.6%	\$ 136,800	\$ 518,687	26.4%	
40002 - Non-Union Wage Increase	\$ -	\$ -	\$ -	\$ -	\$ -	\$ 15,032	0.0%	\$ -	\$ -	0.0%	

Committee Expense Budget Report - by Account Detail
Through February 29, 2024 (25.0% YTD, 23.08% Payroll Expense through Pay Period Ending 2/17/2024)
***2019, 2020, 2021, 2022 Actual Full Fiscal Year, **2023 DRAFT**

Department / Fund / Account Classification	2019 Actual Amount*	2020 Actual Amount*	2021 Actual Amount*	2022 Actual Amount*	2023 Actual Amount**	2023 Adopted Budget	2023 YTD% Actual/Budget	2024 Actual Amount	2024 Adopted Budget	2024 YTD% Actual/Budget	2019 - 2024 Trend
40003 - Cost of Living Increase	\$ -	\$ -	\$ -	\$ -	\$ -	\$ -	0.0%	\$ -	\$ 15,561	0.0%	
40004 - Merit Increase	\$ -	\$ -	\$ -	\$ -	\$ -	\$ -	0.0%	\$ -	\$ 99,973	0.0%	
40040 - Lump Sum Distribution	\$ -	\$ -	\$ 26,000	\$ -	\$ -	\$ -	0.0%	\$ -	\$ -	0.0%	
Personnel Services- Employee Benefits	\$ 169,537	\$ 171,696	\$ 182,513	\$ 167,810	\$ 168,680	\$ 177,350	95.1%	\$ 41,787	\$ 163,164	25.6%	
45000 - Healthcare Contribution	\$ 105,085	\$ 99,315	\$ 96,955	\$ 99,222	\$ 101,897	\$ 108,391	94.0%	\$ 24,685	\$ 94,458	26.1%	
45010 - Dental Contribution	\$ 4,453	\$ 3,475	\$ 3,290	\$ 3,159	\$ 3,029	\$ 3,090	98.0%	\$ 861	\$ 3,367	25.6%	
45100 - FICA/SS Contribution	\$ 30,507	\$ 33,637	\$ 38,302	\$ 35,046	\$ 37,911	\$ 39,367	96.3%	\$ 10,108	\$ 40,870	24.7%	
45200 - IMRF Contribution	\$ 29,492	\$ 35,269	\$ 43,965	\$ 30,382	\$ 25,843	\$ 26,502	97.5%	\$ 6,134	\$ 24,469	25.1%	
Contractual Services	\$ 22,337	\$ 23,177	\$ 26,078	\$ 32,182	\$ 27,363	\$ 198,657	13.8%	\$ 1,540	\$ 89,391	1.7%	
50150 - Contractual/Consulting Services	\$ -	\$ -	\$ -	\$ -	\$ -	\$ 100,000	0.0%	\$ -	\$ 25,000	0.0%	
50240 - Trials and Costs of Hearing	\$ -	\$ -	\$ -	\$ -	\$ -	\$ 32,000	0.0%	\$ -	\$ 10,000	0.0%	
50280 - Legal Process Server Costs	\$ -	\$ -	\$ -	\$ -	\$ -	\$ 7,250	0.0%	\$ -	\$ 2,000	0.0%	
53000 - Liability Insurance	\$ 8,546	\$ 9,544	\$ 9,815	\$ 13,665	\$ 15,027	\$ 15,027	100.0%	\$ -	\$ 19,241	0.0%	
53010 - Workers Compensation	\$ 11,424	\$ 11,644	\$ 15,393	\$ 16,492	\$ 11,424	\$ 11,424	100.0%	\$ -	\$ 13,240	0.0%	
53020 - Unemployment Claims	\$ 503	\$ 274	\$ 310	\$ 413	\$ 206	\$ 206	100.0%	\$ -	\$ 310	0.0%	
53100 - Conferences and Meetings	\$ -	\$ -	\$ -	\$ -	\$ -	\$ 12,500	0.0%	\$ -	\$ 7,500	0.0%	
53110 - Employee Training	\$ 289	\$ -	\$ -	\$ -	\$ 146	\$ 17,500	0.8%	\$ -	\$ 10,000	0.0%	
53120 - Employee Mileage Expense	\$ -	\$ -	\$ -	\$ 37	\$ -	\$ -	0.0%	\$ -	\$ -	0.0%	
53130 - General Association Dues	\$ 1,575	\$ 1,715	\$ 560	\$ 1,575	\$ 560	\$ 2,750	20.4%	\$ 1,540	\$ 2,100	73.3%	
Commodities	\$ 16,663	\$ 13,767	\$ 993	\$ 2,471	\$ 1,637	\$ 8,201	20.0%	\$ -	\$ 4,500	0.0%	
60000 - Office Supplies	\$ 4,098	\$ 11,263	\$ 993	\$ 2,471	\$ 1,637	\$ 5,000	32.7%	\$ -	\$ 3,000	0.0%	
60040 - Postage	\$ -	\$ -	\$ -	\$ -	\$ -	\$ 275	0.0%	\$ -	\$ 250	0.0%	
60050 - Books and Subscriptions	\$ -	\$ -	\$ -	\$ -	\$ -	\$ 2,500	0.0%	\$ -	\$ 1,000	0.0%	
60060 - Computer Software- Non Capital	\$ 12,564	\$ 2,504	\$ -	\$ -	\$ -	\$ 426	0.0%	\$ -	\$ 250	0.0%	
Capital	\$ -	\$ -	\$ -	\$ -	\$ -	\$ -	0.0%	\$ -	\$ -	0.0%	
70090 - Office Equipment	\$ -	\$ -	\$ -	\$ -	\$ -	\$ -	0.0%	\$ -	\$ -	0.0%	
Contingency and Other	\$ -	\$ -	\$ -	\$ -	\$ -	\$ -	0.0%	\$ -	\$ -	0.0%	
89000 - Addition to Fund Balance	\$ -	\$ -	\$ -	\$ -	\$ -	\$ -	0.0%	\$ -	\$ -	0.0%	
Transfers Out	\$ 87,064	\$ -	\$ -	\$ -	\$ -	\$ -	0.0%	\$ -	\$ -	0.0%	
99000 - Transfer To Other Funds	\$ 87,064	\$ -	\$ -	\$ -	\$ -	\$ -	0.0%	\$ -	\$ -	0.0%	
221 Drug Prosecution	\$ 435,894	\$ 296,294	\$ 286,624	\$ 309,061	\$ 490,024	\$ 379,897	78.1%	\$ 126,705	\$ 570,746	22.2%	
Expenses	\$ 435,894	\$ 296,294	\$ 286,624	\$ 309,061	\$ 490,024	\$ 379,897	78.1%	\$ 126,705	\$ 570,746	22.2%	
Personnel Services- Salaries & Wages	\$ 199,673	\$ 208,913	\$ 204,391	\$ 218,631	\$ 355,638	\$ 265,534	133.9%	\$ 98,332	\$ 461,155	21.3%	
40000 - Salaries and Wages	\$ 199,673	\$ 208,913	\$ 195,391	\$ 218,631	\$ 355,638	\$ 257,777	138.0%	\$ 98,332	\$ 385,005	25.5%	
40002 - Non-Union Wage Increase	\$ -	\$ -	\$ -	\$ -	\$ -	\$ 7,757	0.0%	\$ -	\$ -	0.0%	
40003 - Cost of Living Increase	\$ -	\$ -	\$ -	\$ -	\$ -	\$ -	0.0%	\$ -	\$ 11,551	0.0%	
40004 - Merit Increase	\$ -	\$ -	\$ -	\$ -	\$ -	\$ -	0.0%	\$ -	\$ 64,599	0.0%	
40040 - Lump Sum Distribution	\$ -	\$ -	\$ 9,000	\$ -	\$ -	\$ -	0.0%	\$ -	\$ -	0.0%	
Personnel Services- Employee Benefits	\$ 66,956	\$ 76,540	\$ 71,714	\$ 67,741	\$ 109,428	\$ 94,160	116.2%	\$ 24,258	\$ 83,661	29.0%	
45000 - Healthcare Contribution	\$ 38,141	\$ 44,346	\$ 37,992	\$ 35,840	\$ 63,329	\$ 58,328	108.6%	\$ 12,014	\$ 32,902	36.5%	
45010 - Dental Contribution	\$ 489	\$ 469	\$ 826	\$ 1,258	\$ 1,962	\$ 1,844	106.4%	\$ 422	\$ 2,259	18.7%	
45100 - FICA/SS Contribution	\$ 14,373	\$ 15,385	\$ 15,322	\$ 16,200	\$ 26,069	\$ 20,313	128.3%	\$ 7,322	\$ 30,337	24.1%	
45200 - IMRF Contribution	\$ 13,955	\$ 16,341	\$ 17,573	\$ 14,443	\$ 18,067	\$ 13,675	132.1%	\$ 4,500	\$ 18,163	24.8%	
Contractual Services	\$ 9,939	\$ 10,840	\$ 10,519	\$ 22,689	\$ 24,958	\$ 19,356	128.9%	\$ 4,115	\$ 25,930	15.9%	
50270 - Court Reporter Costs	\$ -	\$ -	\$ -	\$ 2,654	\$ 6,206	\$ -	0.0%	\$ 1,083	\$ -	0.0%	
53000 - Liability Insurance	\$ 3,710	\$ 4,245	\$ 3,951	\$ 7,067	\$ 7,754	\$ 7,754	100.0%	\$ -	\$ 13,983	0.0%	
53010 - Workers Compensation	\$ 4,960	\$ 5,179	\$ 6,197	\$ 8,530	\$ 5,895	\$ 5,895	100.0%	\$ -	\$ 9,622	0.0%	
53020 - Unemployment Claims	\$ 219	\$ 122	\$ 125	\$ 214	\$ 107	\$ 107	100.0%	\$ -	\$ 225	0.0%	
53100 - Conferences and Meetings	\$ -	\$ 244	\$ 106	\$ 3,156	\$ 2,756	\$ 4,500	61.2%	\$ 1,878	\$ -	0.0%	
53120 - Employee Mileage Expense	\$ -	\$ -	\$ -	\$ 18	\$ -	\$ -	0.0%	\$ -	\$ -	0.0%	
53130 - General Association Dues	\$ 1,050	\$ 1,050	\$ 140	\$ 1,050	\$ 2,240	\$ 1,100	203.6%	\$ 1,155	\$ 2,100	55.0%	
Commodities	\$ -	\$ -	\$ -	\$ -	\$ -	\$ 847	0.0%	\$ -	\$ -	0.0%	

Committee Expense Budget Report - by Account Detail
Through February 29, 2024 (25.0% YTD, 23.08% Payroll Expense through Pay Period Ending 2/17/2024)
***2019, 2020, 2021, 2022 Actual Full Fiscal Year, **2023 DRAFT**

Department / Fund / Account Classification	2019 Actual Amount*	2020 Actual Amount*	2021 Actual Amount*	2022 Actual Amount*	2023 Actual Amount**	2023 Adopted Budget	2023 YTD% Actual/Budget	2024 Actual Amount	2024 Adopted Budget	2024 YTD% Actual/Budget	2019 - 2024 Trend
60070 - Computer Hardware- Non Capital	\$ -	\$ -	\$ -	\$ -	\$ -	\$ -	0.0%	\$ -	\$ -	0.0%	
64000 - Telephone	\$ -	\$ -	\$ -	\$ -	\$ -	\$ 847	0.0%	\$ -	\$ -	0.0%	
Contingency and Other	\$ -	\$ -	\$ -	\$ -	\$ -	\$ -	0.0%	\$ -	\$ -	0.0%	
89000 - Addition to Fund Balance	\$ -	\$ -	\$ -	\$ -	\$ -	\$ -	0.0%	\$ -	\$ -	0.0%	
Transfers Out	\$ 159,325	\$ -	\$ -	\$ -	\$ -	\$ -	0.0%	\$ -	\$ -	0.0%	
99000 - Transfer To Other Funds	\$ 159,325	\$ -	\$ -	\$ -	\$ -	\$ -	0.0%	\$ -	\$ -	0.0%	
222 Victim Coordinator Services	\$ 198,061	\$ 200,785	\$ 152,412	\$ 125,702	\$ 260,123	\$ 161,246	161.3%	\$ 72,815	\$ 368,700	19.7%	
Expenses	\$ 198,061	\$ 200,785	\$ 152,412	\$ 125,702	\$ 260,123	\$ 161,246	161.3%	\$ 72,815	\$ 368,700	19.7%	
Personnel Services- Salaries & Wages	\$ 131,947	\$ 138,170	\$ 102,813	\$ 83,700	\$ 183,919	\$ 111,080	165.6%	\$ 49,159	\$ 220,171	22.3%	
40000 - Salaries and Wages	\$ 131,947	\$ 138,170	\$ 95,113	\$ 83,700	\$ 183,919	\$ 107,835	170.6%	\$ 49,159	\$ 190,216	25.8%	
40002 - Non-Union Wage Increase	\$ -	\$ -	\$ -	\$ -	\$ -	\$ 3,245	0.0%	\$ -	\$ -	0.0%	
40003 - Cost of Living Increase	\$ -	\$ -	\$ -	\$ -	\$ -	\$ -	0.0%	\$ -	\$ 5,707	0.0%	
40004 - Merit Increase	\$ -	\$ -	\$ -	\$ -	\$ -	\$ -	0.0%	\$ -	\$ 24,248	0.0%	
40040 - Lump Sum Distribution	\$ -	\$ -	\$ 7,700	\$ -	\$ -	\$ -	0.0%	\$ -	\$ -	0.0%	
Personnel Services- Employee Benefits	\$ 53,371	\$ 55,449	\$ 42,843	\$ 37,118	\$ 69,859	\$ 42,423	164.7%	\$ 23,657	\$ 137,160	17.2%	
45000 - Healthcare Contribution	\$ 33,785	\$ 33,861	\$ 26,151	\$ 25,319	\$ 46,327	\$ 27,416	169.0%	\$ 17,492	\$ 105,038	16.7%	
45010 - Dental Contribution	\$ 910	\$ 911	\$ 890	\$ 760	\$ 1,181	\$ 788	149.9%	\$ 538	\$ 8,159	6.6%	
45100 - FICA/SS Contribution	\$ 9,342	\$ 9,862	\$ 7,366	\$ 5,971	\$ 13,329	\$ 8,498	156.8%	\$ 3,496	\$ 14,989	23.3%	
45200 - IMRF Contribution	\$ 9,334	\$ 10,815	\$ 8,436	\$ 5,069	\$ 9,021	\$ 5,721	157.7%	\$ 2,132	\$ 8,974	23.8%	
Contractual Services	\$ 12,742	\$ 7,167	\$ 6,755	\$ 4,884	\$ 6,346	\$ 7,743	82.0%	\$ -	\$ 11,369	0.0%	
50150 - Contractual/Consulting Services	\$ 6,393	\$ 200	\$ -	\$ -	\$ -	\$ 2,000	0.0%	\$ -	\$ -	0.0%	
53000 - Liability Insurance	\$ 2,650	\$ 3,098	\$ 2,598	\$ 2,038	\$ 3,245	\$ 3,245	100.0%	\$ -	\$ 6,671	0.0%	
53010 - Workers Compensation	\$ 3,542	\$ 3,779	\$ 4,074	\$ 2,460	\$ 2,453	\$ 2,453	100.0%	\$ -	\$ 4,590	0.0%	
53020 - Unemployment Claims	\$ 157	\$ 90	\$ 83	\$ 63	\$ 45	\$ 45	100.0%	\$ -	\$ 108	0.0%	
53100 - Conferences and Meetings	\$ -	\$ -	\$ -	\$ 323	\$ 603	\$ -	0.0%	\$ -	\$ -	0.0%	
Contingency and Other	\$ -	\$ -	\$ -	\$ -	\$ -	\$ -	0.0%	\$ -	\$ -	0.0%	
89000 - Addition to Fund Balance	\$ -	\$ -	\$ -	\$ -	\$ -	\$ -	0.0%	\$ -	\$ -	0.0%	
223 Domestic Violence	\$ 385,470	\$ 308,368	\$ 330,790	\$ 271,075	\$ 319,807	\$ 356,726	89.7%	\$ 86,425	\$ 526,513	16.4%	
Expenses	\$ 385,470	\$ 308,368	\$ 330,790	\$ 271,075	\$ 319,807	\$ 356,726	89.7%	\$ 86,425	\$ 526,513	16.4%	
Personnel Services- Salaries & Wages	\$ 272,162	\$ 226,926	\$ 228,574	\$ 169,145	\$ 216,012	\$ 196,101	110.2%	\$ 62,894	\$ 386,682	16.3%	
40000 - Salaries and Wages	\$ 272,162	\$ 226,926	\$ 173,529	\$ 169,145	\$ 216,012	\$ 190,372	113.5%	\$ 62,894	\$ 313,353	20.1%	
40002 - Non-Union Wage Increase	\$ -	\$ -	\$ -	\$ -	\$ -	\$ 5,729	0.0%	\$ -	\$ -	0.0%	
40003 - Cost of Living Increase	\$ -	\$ -	\$ -	\$ -	\$ -	\$ -	0.0%	\$ -	\$ 9,401	0.0%	
40004 - Merit Increase	\$ -	\$ -	\$ -	\$ -	\$ -	\$ -	0.0%	\$ -	\$ 63,928	0.0%	
40040 - Lump Sum Distribution	\$ -	\$ -	\$ 55,000	\$ -	\$ -	\$ -	0.0%	\$ -	\$ -	0.0%	
40200 - Overtime Salaries	\$ -	\$ -	\$ 45	\$ -	\$ -	\$ -	0.0%	\$ -	\$ -	0.0%	
Personnel Services- Employee Benefits	\$ 95,465	\$ 64,940	\$ 90,516	\$ 87,309	\$ 91,757	\$ 109,994	83.4%	\$ 22,340	\$ 104,284	21.4%	
45000 - Healthcare Contribution	\$ 53,700	\$ 29,099	\$ 54,786	\$ 66,854	\$ 64,274	\$ 83,710	76.8%	\$ 14,365	\$ 63,817	22.5%	
45010 - Dental Contribution	\$ 1,375	\$ 590	\$ 1,356	\$ 1,283	\$ 1,457	\$ 1,207	120.7%	\$ 354	\$ 993	35.7%	
45100 - FICA/SS Contribution	\$ 20,192	\$ 16,947	\$ 16,367	\$ 11,600	\$ 15,201	\$ 15,001	101.3%	\$ 4,623	\$ 24,691	18.7%	
45200 - IMRF Contribution	\$ 20,199	\$ 18,304	\$ 18,008	\$ 7,572	\$ 10,825	\$ 10,076	107.4%	\$ 2,998	\$ 14,783	20.3%	
Contractual Services	\$ 17,843	\$ 16,503	\$ 11,700	\$ 14,621	\$ 12,038	\$ 48,549	24.8%	\$ 1,191	\$ 35,547	3.4%	
50150 - Contractual/Consulting Services	\$ -	\$ -	\$ -	\$ -	\$ -	\$ 15,000	0.0%	\$ -	\$ 5,000	0.0%	
50240 - Trials and Costs of Hearing	\$ -	\$ -	\$ -	\$ 680	\$ 504	\$ 12,500	4.0%	\$ -	\$ 2,500	0.0%	
50270 - Court Reporter Costs	\$ -	\$ -	\$ -	\$ -	\$ 1,000	\$ -	0.0%	\$ 36	\$ 2,000	1.8%	
50290 - Investigations	\$ -	\$ -	\$ -	\$ -	\$ -	\$ 2,000	0.0%	\$ -	\$ 2,000	0.0%	
53000 - Liability Insurance	\$ 6,505	\$ 6,980	\$ 4,446	\$ 4,980	\$ 5,726	\$ 5,726	100.0%	\$ -	\$ 11,734	0.0%	
53010 - Workers Compensation	\$ 8,696	\$ 8,516	\$ 6,973	\$ 6,010	\$ 4,344	\$ 4,344	100.0%	\$ -	\$ 8,074	0.0%	
53020 - Unemployment Claims	\$ 383	\$ 202	\$ 141	\$ 151	\$ 79	\$ 79	100.0%	\$ -	\$ 189	0.0%	
53100 - Conferences and Meetings	\$ 684	\$ -	\$ -	\$ -	\$ -	\$ 2,000	0.0%	\$ -	\$ 1,000	0.0%	
53110 - Employee Training	\$ -	\$ -	\$ -	\$ 2,275	\$ -	\$ 6,000	0.0%	\$ -	\$ 2,000	0.0%	

Committee Expense Budget Report - by Account Detail
Through February 29, 2024 (25.0% YTD, 23.08% Payroll Expense through Pay Period Ending 2/17/2024)
***2019, 2020, 2021, 2022 Actual Full Fiscal Year, **2023 DRAFT**

Department / Fund / Account Classification	2019 Actual Amount*	2020 Actual Amount*	2021 Actual Amount*	2022 Actual Amount*	2023 Actual Amount**	2023 Adopted Budget	2023 YTD% Actual/Budget	2024 Actual Amount	2024 Adopted Budget	2024 YTD% Actual/Budget	2019 - 2024 Trend
53130 - General Association Dues	\$ 1,575	\$ 805	\$ 140	\$ 525	\$ 385	\$ 900	42.8%	\$ 1,155	\$ 1,050	110.0%	
Commodities	\$ -	\$ -	\$ -	\$ -	\$ -	\$ 1,356	0.0%	\$ -	\$ -	0.0%	
60000 - Office Supplies	\$ -	\$ -	\$ -	\$ -	\$ -	\$ 391	0.0%	\$ -	\$ -	0.0%	
60050 - Books and Subscriptions	\$ -	\$ -	\$ -	\$ -	\$ -	\$ 215	0.0%	\$ -	\$ -	0.0%	
64000 - Telephone	\$ -	\$ -	\$ -	\$ -	\$ -	\$ 750	0.0%	\$ -	\$ -	0.0%	
Contingency and Other	\$ -	\$ -	\$ -	\$ -	\$ -	\$ 726	0.0%	\$ -	\$ -	0.0%	
89000 - Addition to Fund Balance	\$ -	\$ -	\$ -	\$ -	\$ -	\$ 726	0.0%	\$ -	\$ -	0.0%	
Transfers Out	\$ -	\$ -	\$ -	\$ -	\$ -	\$ -	0.0%	\$ -	\$ -	0.0%	
99200 - Transfer to Fund 200	\$ -	\$ -	\$ -	\$ -	\$ -	\$ -	0.0%	\$ -	\$ -	0.0%	
224 Environmental Prosecution	\$ 75,876	\$ 589	\$ -	\$ -	\$ -	\$ -	0.0%	\$ -	\$ -	0.0%	
Expenses	\$ 75,876	\$ 589	\$ -	\$ -	\$ -	\$ -	0.0%	\$ -	\$ -	0.0%	
Transfers Out	\$ 75,876	\$ 589	\$ -	\$ -	\$ -	\$ -	0.0%	\$ -	\$ -	0.0%	
99000 - Transfer To Other Funds	\$ 75,876	\$ 589	\$ -	\$ -	\$ -	\$ -	0.0%	\$ -	\$ -	0.0%	
225 Auto Theft Task Force	\$ -	\$ -	\$ -	\$ -	\$ -	\$ -	0.0%	\$ -	\$ 1,350	0.0%	
Expenses	\$ -	\$ -	\$ -	\$ -	\$ -	\$ -	0.0%	\$ -	\$ 1,350	0.0%	
Contingency and Other	\$ -	\$ -	\$ -	\$ -	\$ -	\$ -	0.0%	\$ -	\$ 1,350	0.0%	
89000 - Addition to Fund Balance	\$ -	\$ -	\$ -	\$ -	\$ -	\$ -	0.0%	\$ -	\$ 1,350	0.0%	
226 Weed and Seed	\$ -	\$ -	\$ -	\$ -	\$ 9,646	\$ -	66.4%	\$ -	\$ 14,000	0.0%	
Expenses	\$ -	\$ -	\$ -	\$ -	\$ 9,646	\$ -	66.4%	\$ -	\$ 14,000	0.0%	
Contractual Services	\$ -	\$ -	\$ -	\$ -	\$ 149	\$ -	11.4%	\$ -	\$ 1,500	0.0%	
53100 - Conferences and Meetings	\$ -	\$ -	\$ -	\$ -	\$ 149	\$ -	11.4%	\$ -	\$ 1,500	0.0%	
Commodities	\$ -	\$ -	\$ -	\$ -	\$ 9,497	\$ -	71.8%	\$ -	\$ 12,500	0.0%	
60000 - Office Supplies	\$ -	\$ -	\$ -	\$ -	\$ 9,497	\$ -	71.8%	\$ -	\$ 12,500	0.0%	
Contingency and Other	\$ -	\$ -	\$ -	\$ -	\$ -	\$ -	0.0%	\$ -	\$ -	0.0%	
89000 - Addition to Fund Balance	\$ -	\$ -	\$ -	\$ -	\$ -	\$ -	0.0%	\$ -	\$ -	0.0%	
230 Child Advocacy Center	\$ 1,113,518	\$ 1,100,409	\$ 1,221,642	\$ 1,237,132	\$ 1,648,709	\$ 1,561,742	93.4%	\$ 465,662	\$ 2,277,465	20.4%	
Expenses	\$ 1,113,518	\$ 1,100,409	\$ 1,221,642	\$ 1,237,132	\$ 1,648,709	\$ 1,561,742	93.4%	\$ 465,662	\$ 2,277,465	20.4%	
Personnel Services- Salaries & Wages	\$ 713,463	\$ 721,398	\$ 801,442	\$ 808,811	\$ 1,105,082	\$ 877,323	109.5%	\$ 321,442	\$ 1,634,498	19.7%	
40000 - Salaries and Wages	\$ 698,420	\$ 705,713	\$ 741,300	\$ 793,168	\$ 1,089,182	\$ 836,550	112.5%	\$ 318,142	\$ 1,503,007	21.2%	
40002 - Non-Union Wage Increase	\$ -	\$ -	\$ -	\$ -	\$ -	\$ 25,173	0.0%	\$ -	\$ -	0.0%	
40003 - Cost of Living Increase	\$ -	\$ -	\$ -	\$ -	\$ -	\$ -	0.0%	\$ -	\$ 45,091	0.0%	
40004 - Merit Increase	\$ -	\$ -	\$ -	\$ -	\$ -	\$ -	0.0%	\$ -	\$ 70,800	0.0%	
40040 - Lump Sum Distribution	\$ -	\$ -	\$ 44,500	\$ -	\$ -	\$ -	0.0%	\$ -	\$ -	0.0%	
40300 - Employee Per Diem	\$ 15,043	\$ 15,686	\$ 15,643	\$ 15,643	\$ 15,900	\$ 15,600	101.9%	\$ 3,300	\$ 15,600	21.2%	
Personnel Services- Employee Benefits	\$ 285,677	\$ 270,144	\$ 282,267	\$ 284,256	\$ 361,416	\$ 303,163	98.5%	\$ 119,950	\$ 319,542	37.5%	
45000 - Healthcare Contribution	\$ 181,404	\$ 158,881	\$ 151,146	\$ 166,410	\$ 218,644	\$ 186,300	94.3%	\$ 79,834	\$ 122,700	65.1%	
45010 - Dental Contribution	\$ 4,682	\$ 4,376	\$ 4,332	\$ 4,212	\$ 5,923	\$ 4,566	100.4%	\$ 2,335	\$ 7,509	31.1%	
45100 - FICA/SS Contribution	\$ 50,515	\$ 51,936	\$ 58,867	\$ 59,837	\$ 81,327	\$ 67,115	105.3%	\$ 23,423	\$ 118,430	19.8%	
45200 - IMRF Contribution	\$ 49,076	\$ 54,951	\$ 67,921	\$ 53,797	\$ 55,523	\$ 45,182	106.8%	\$ 14,358	\$ 70,903	20.2%	
Contractual Services	\$ 90,700	\$ 90,562	\$ 92,987	\$ 108,137	\$ 133,496	\$ 143,389	88.9%	\$ 23,728	\$ 198,295	12.0%	
50150 - Contractual/Consulting Services	\$ 3,500	\$ -	\$ 1,884	\$ 3,546	\$ 5,239	\$ 3,500	149.7%	\$ 4,919	\$ 2,500	196.8%	
50205 - Examinations	\$ -	\$ -	\$ -	\$ -	\$ -	\$ 7,800	0.0%	\$ -	\$ 2,500	0.0%	
50240 - Trials and Costs of Hearing	\$ 1,716	\$ 52	\$ 5,915	\$ 3,335	\$ 5,022	\$ 8,000	62.8%	\$ 1,136	\$ 6,000	18.9%	
50260 - Witness Costs	\$ 368	\$ -	\$ 2,828	\$ -	\$ 5,790	\$ 6,000	96.5%	\$ -	\$ 4,000	0.0%	
50270 - Court Reporter Costs	\$ 300	\$ 2,137	\$ 225	\$ 2,944	\$ 3,253	\$ 3,000	108.4%	\$ 500	\$ 4,000	12.5%	
50620 - Counseling Services	\$ 31,750	\$ 40,150	\$ 31,300	\$ 18,200	\$ 30,750	\$ 45,000	68.3%	\$ 5,400	\$ 30,000	18.0%	
52140 - Repairs and Maint- Copiers	\$ 3,066	\$ 2,249	\$ 3,425	\$ 3,840	\$ 6,034	\$ 3,600	167.6%	\$ 1,001	\$ 2,500	40.1%	
52160 - Repairs and Maint- Equipment	\$ 8	\$ 368	\$ -	\$ -	\$ -	\$ -	0.0%	\$ -	\$ -	0.0%	
52230 - Repairs and Maint- Vehicles	\$ 641	\$ 1,494	\$ 410	\$ 2,503	\$ 2,052	\$ 1,500	136.8%	\$ -	\$ 3,000	0.0%	

Committee Expense Budget Report - by Account Detail
Through February 29, 2024 (25.0% YTD, 23.08% Payroll Expense through Pay Period Ending 2/17/2024)
***2019, 2020, 2021, 2022 Actual Full Fiscal Year, **2023 DRAFT**

Department / Fund / Account Classification	2019 Actual Amount*	2020 Actual Amount*	2021 Actual Amount*	2022 Actual Amount*	2023 Actual Amount**	2023 Adopted Budget	2023 YTD% Actual/Budget	2024 Actual Amount	2024 Adopted Budget	2024 YTD% Actual/Budget	2019 - 2024 Trend
53000 - Liability Insurance	\$ 13,774	\$ 15,282	\$ 15,928	\$ 21,983	\$ 29,017	\$ 25,163	100.0%	\$ -	\$ 49,431	0.0%	
53010 - Workers Compensation	\$ 18,415	\$ 18,645	\$ 24,982	\$ 26,531	\$ 22,062	\$ 19,131	100.0%	\$ -	\$ 34,013	0.0%	
53020 - Unemployment Claims	\$ 811	\$ 439	\$ 503	\$ 664	\$ 398	\$ 345	100.0%	\$ -	\$ 795	0.0%	
53060 - General Printing	\$ -	\$ -	\$ 121	\$ -	\$ 698	\$ -	0.0%	\$ -	\$ -	0.0%	
53100 - Conferences and Meetings	\$ 7,504	\$ 5,823	\$ 3,109	\$ 7,992	\$ 9,873	\$ 5,500	179.5%	\$ 8,304	\$ 36,381	22.8%	
53110 - Employee Training	\$ 5,681	\$ 1,854	\$ 84	\$ 10,001	\$ 10,196	\$ 7,500	135.9%	\$ -	\$ 15,000	0.0%	
53120 - Employee Mileage Expense	\$ 66	\$ 46	\$ 3	\$ 34	\$ 221	\$ 750	29.4%	\$ (57)	\$ 500	(11.5%)	
53130 - General Association Dues	\$ 3,100	\$ 2,022	\$ 2,270	\$ 6,565	\$ 2,890	\$ 6,600	43.8%	\$ 2,525	\$ 7,675	32.9%	
Commodities	\$ 23,677	\$ 18,305	\$ 44,946	\$ 35,928	\$ 48,700	\$ 39,500	123.3%	\$ 541	\$ 39,250	1.4%	
60000 - Office Supplies	\$ 32	\$ 1,475	\$ 751	\$ 1,158	\$ 443	\$ 2,000	22.2%	\$ -	\$ 1,000	0.0%	
60010 - Operating Supplies	\$ 5,875	\$ 3,336	\$ 30,508	\$ 2,653	\$ 29,114	\$ 7,000	415.9%	\$ 37	\$ 5,250	0.7%	
60020 - Computer Related Supplies	\$ 11,828	\$ 7,434	\$ 6,173	\$ 4,880	\$ -	\$ 10,000	0.0%	\$ -	\$ 5,000	0.0%	
60050 - Books and Subscriptions	\$ -	\$ -	\$ 484	\$ 2,904	\$ 1,395	\$ 2,500	55.8%	\$ 191	\$ 2,500	7.6%	
60060 - Computer Software- Non Capital	\$ -	\$ -	\$ -	\$ 381	\$ 5,053	\$ 2,500	202.1%	\$ 32	\$ 5,000	0.6%	
60070 - Computer Hardware- Non Capital	\$ -	\$ -	\$ -	\$ 13,115	\$ 1,047	\$ 6,500	16.1%	\$ -	\$ 7,500	0.0%	
60265 - Public Health Commodities - Coronavirus	\$ -	\$ -	\$ -	\$ -	\$ -	\$ -	0.0%	\$ -	\$ -	0.0%	
60290 - Photography Supplies	\$ -	\$ -	\$ -	\$ -	\$ -	\$ 2,000	0.0%	\$ -	\$ 1,000	0.0%	
63040 - Fuel- Vehicles	\$ 906	\$ 538	\$ 1,135	\$ 2,928	\$ 3,881	\$ 3,000	129.4%	\$ 281	\$ 4,500	6.2%	
64000 - Telephone	\$ 5,035	\$ 5,522	\$ 5,895	\$ 7,910	\$ 7,766	\$ 4,000	194.2%	\$ -	\$ 7,500	0.0%	
Capital	\$ -	\$ -	\$ -	\$ -	\$ 16	\$ -	0.0%	\$ -	\$ 85,880	0.0%	
70020 - Computer Software- Capital	\$ -	\$ -	\$ -	\$ -	\$ 16	\$ -	0.0%	\$ -	\$ -	0.0%	
70070 - Automotive Equipment	\$ -	\$ -	\$ -	\$ -	\$ -	\$ -	0.0%	\$ -	\$ 85,880	0.0%	
Contingency and Other	\$ -	\$ -	\$ -	\$ -	\$ -	\$ 198,367	0.0%	\$ -	\$ -	0.0%	
89000 - Addition to Fund Balance	\$ -	\$ -	\$ -	\$ -	\$ -	\$ 198,367	0.0%	\$ -	\$ -	0.0%	
Transfers Out	\$ -	\$ -	\$ -	\$ -	\$ -	\$ -	0.0%	\$ -	\$ -	0.0%	
99200 - Transfer to Fund 200	\$ -	\$ -	\$ -	\$ -	\$ -	\$ -	0.0%	\$ -	\$ -	0.0%	
231 Equitable Sharing Program	\$ 2,898	\$ 1,748	\$ -	\$ -	\$ -	\$ 25,000	0.0%	\$ -	\$ 11,456	0.0%	
Expenses	\$ 2,898	\$ 1,748	\$ -	\$ -	\$ -	\$ 25,000	0.0%	\$ -	\$ 11,456	0.0%	
Contractual Services	\$ 1,650	\$ 500	\$ -	\$ -	\$ -	\$ 25,000	0.0%	\$ -	\$ 10,000	0.0%	
53110 - Employee Training	\$ 1,650	\$ 500	\$ -	\$ -	\$ -	\$ 25,000	0.0%	\$ -	\$ 10,000	0.0%	
Commodities	\$ 1,248	\$ 1,248	\$ -	\$ -	\$ -	\$ -	0.0%	\$ -	\$ -	0.0%	
60010 - Operating Supplies	\$ 1,248	\$ 1,248	\$ -	\$ -	\$ -	\$ -	0.0%	\$ -	\$ -	0.0%	
Contingency and Other	\$ -	\$ -	\$ -	\$ -	\$ -	\$ -	0.0%	\$ -	\$ 1,456	0.0%	
89000 - Addition to Fund Balance	\$ -	\$ -	\$ -	\$ -	\$ -	\$ -	0.0%	\$ -	\$ 1,456	0.0%	
232 State's Atty Records Automation	\$ 49,256	\$ 28,429	\$ 56,610	\$ 55,725	\$ 50,477	\$ 75,334	67.0%	\$ 11,730	\$ 68,982	17.0%	
Expenses	\$ 49,256	\$ 28,429	\$ 56,610	\$ 55,725	\$ 50,477	\$ 75,334	67.0%	\$ 11,730	\$ 68,982	17.0%	
Personnel Services- Salaries & Wages	\$ 17,273	\$ 18,691	\$ 20,000	\$ 33,771	\$ 35,682	\$ 35,273	101.2%	\$ 8,514	\$ 40,055	21.3%	
40000 - Salaries and Wages	\$ 17,273	\$ 18,691	\$ 19,000	\$ 33,771	\$ 35,682	\$ 34,242	104.2%	\$ 8,514	\$ 35,153	24.2%	
40002 - Non-Union Wage Increase	\$ -	\$ -	\$ -	\$ -	\$ -	\$ 1,031	0.0%	\$ -	\$ -	0.0%	
40003 - Cost of Living Increase	\$ -	\$ -	\$ -	\$ -	\$ -	\$ -	0.0%	\$ -	\$ 1,055	0.0%	
40004 - Merit Increase	\$ -	\$ -	\$ -	\$ -	\$ -	\$ -	0.0%	\$ -	\$ 3,847	0.0%	
40040 - Lump Sum Distribution	\$ -	\$ -	\$ 1,000	\$ -	\$ -	\$ -	0.0%	\$ -	\$ -	0.0%	
Personnel Services- Employee Benefits	\$ 8,384	\$ 8,858	\$ 8,590	\$ 12,144	\$ 12,968	\$ 13,233	98.0%	\$ 3,216	\$ 16,859	19.1%	
45000 - Healthcare Contribution	\$ 5,885	\$ 5,978	\$ 5,422	\$ 7,237	\$ 8,280	\$ 8,319	99.5%	\$ 2,120	\$ 12,000	17.7%	
45010 - Dental Contribution	\$ 93	\$ 89	\$ 97	\$ 387	\$ 400	\$ 400	100.0%	\$ 106	\$ 430	24.7%	
45100 - FICA/SS Contribution	\$ 1,223	\$ 1,351	\$ 1,436	\$ 2,422	\$ 2,553	\$ 2,698	94.6%	\$ 615	\$ 2,770	22.2%	
45200 - IMRF Contribution	\$ 1,183	\$ 1,441	\$ 1,635	\$ 2,098	\$ 1,735	\$ 1,816	95.6%	\$ 375	\$ 1,659	22.6%	
Contractual Services	\$ 777	\$ 880	\$ 997	\$ 1,189	\$ 1,828	\$ 1,828	100.0%	\$ -	\$ 2,068	0.0%	
53000 - Liability Insurance	\$ 324	\$ 391	\$ 383	\$ 531	\$ 1,030	\$ 1,030	100.0%	\$ -	\$ 1,213	0.0%	
53010 - Workers Compensation	\$ 433	\$ 477	\$ 601	\$ 641	\$ 783	\$ 783	100.0%	\$ -	\$ 835	0.0%	
53020 - Unemployment Claims	\$ 20	\$ 12	\$ 13	\$ 17	\$ 15	\$ 15	100.0%	\$ -	\$ 20	0.0%	

Committee Expense Budget Report - by Account Detail
Through February 29, 2024 (25.0% YTD, 23.08% Payroll Expense through Pay Period Ending 2/17/2024)
***2019, 2020, 2021, 2022 Actual Full Fiscal Year, **2023 DRAFT**

Department / Fund / Account Classification	2019 Actual Amount*	2020 Actual Amount*	2021 Actual Amount*	2022 Actual Amount*	2023 Actual Amount**	2023 Adopted Budget	2023 YTD% Actual/Budget	2024 Actual Amount	2024 Adopted Budget	2024 YTD% Actual/Budget	2019 - 2024 Trend
Commodities	\$ 22,823	\$ -	\$ 27,023	\$ 8,621	\$ -	\$ 25,000	0.0%	\$ -	\$ 10,000	0.0%	
60060 - Computer Software- Non Capital	\$ -	\$ -	\$ 16,955	\$ -	\$ -	\$ -	0.0%	\$ -	\$ -	0.0%	
60070 - Computer Hardware- Non Capital	\$ 22,823	\$ -	\$ 10,068	\$ 8,621	\$ -	\$ 25,000	0.0%	\$ -	\$ 10,000	0.0%	
Contingency and Other	\$ -	\$ -	\$ -	\$ -	\$ -	\$ -	0.0%	\$ -	\$ -	0.0%	
89000 - Addition to Fund Balance	\$ -	\$ -	\$ -	\$ -	\$ -	\$ -	0.0%	\$ -	\$ -	0.0%	
233 Bad Check Restitution	\$ -	\$ -	\$ -	\$ -	\$ -	\$ -	0.0%	\$ -	\$ 1,605	0.0%	
Expenses	\$ -	\$ -	\$ -	\$ -	\$ -	\$ -	0.0%	\$ -	\$ 1,605	0.0%	
Contractual Services	\$ -	\$ -	\$ -	\$ -	\$ -	\$ -	0.0%	\$ -	\$ -	0.0%	
50150 - Contractual/Consulting Services	\$ -	\$ -	\$ -	\$ -	\$ -	\$ -	0.0%	\$ -	\$ -	0.0%	
Contingency and Other	\$ -	\$ -	\$ -	\$ -	\$ -	\$ -	0.0%	\$ -	\$ 1,605	0.0%	
89000 - Addition to Fund Balance	\$ -	\$ -	\$ -	\$ -	\$ -	\$ -	0.0%	\$ -	\$ 1,605	0.0%	
234 Drug Asset Forfeiture	\$ 794	\$ -	\$ -	\$ -	\$ 247,555	\$ 50,000	83.2%	\$ -	\$ 58,672	0.0%	
Expenses	\$ 794	\$ -	\$ -	\$ -	\$ 247,555	\$ 50,000	83.2%	\$ -	\$ 58,672	0.0%	
Contractual Services	\$ 794	\$ -	\$ -	\$ -	\$ -	\$ 50,000	0.0%	\$ -	\$ 50,000	0.0%	
50150 - Contractual/Consulting Services	\$ -	\$ -	\$ -	\$ -	\$ -	\$ 50,000	0.0%	\$ -	\$ 50,000	0.0%	
53110 - Employee Training	\$ 794	\$ -	\$ -	\$ -	\$ -	\$ -	0.0%	\$ -	\$ -	0.0%	
Contingency and Other	\$ -	\$ -	\$ -	\$ -	\$ -	\$ -	0.0%	\$ -	\$ 8,672	0.0%	
89000 - Addition to Fund Balance	\$ -	\$ -	\$ -	\$ -	\$ -	\$ -	0.0%	\$ -	\$ 8,672	0.0%	
Transfers Out	\$ -	\$ -	\$ -	\$ -	\$ 247,555	\$ -	100.0%	\$ -	\$ -	0.0%	
99221 - Transfer to Fund 221	\$ -	\$ -	\$ -	\$ -	\$ 247,555	\$ -	100.0%	\$ -	\$ -	0.0%	
235 State's Attorney Employee Events	\$ 522	\$ 724	\$ -	\$ -	\$ -	\$ 10	0.0%	\$ -	\$ 55	0.0%	
Expenses	\$ 522	\$ 724	\$ -	\$ -	\$ -	\$ 10	0.0%	\$ -	\$ 55	0.0%	
Commodities	\$ 522	\$ 724	\$ -	\$ -	\$ -	\$ 10	0.0%	\$ -	\$ -	0.0%	
60010 - Operating Supplies	\$ -	\$ -	\$ -	\$ -	\$ -	\$ 10	0.0%	\$ -	\$ -	0.0%	
60080 - Employee Recognition Supplies	\$ 522	\$ 724	\$ -	\$ -	\$ -	\$ -	0.0%	\$ -	\$ -	0.0%	
Contingency and Other	\$ -	\$ -	\$ -	\$ -	\$ -	\$ -	0.0%	\$ -	\$ 55	0.0%	
89000 - Addition to Fund Balance	\$ -	\$ -	\$ -	\$ -	\$ -	\$ -	0.0%	\$ -	\$ 55	0.0%	
236 Child Advocacy Advisory Board	\$ -	\$ -	\$ -	\$ -	\$ -	\$ -	0.0%	\$ -	\$ 997	0.0%	
Expenses	\$ -	\$ -	\$ -	\$ -	\$ -	\$ -	0.0%	\$ -	\$ 997	0.0%	
Commodities	\$ -	\$ -	\$ -	\$ -	\$ -	\$ -	0.0%	\$ -	\$ -	0.0%	
60010 - Operating Supplies	\$ -	\$ -	\$ -	\$ -	\$ -	\$ -	0.0%	\$ -	\$ -	0.0%	
Contingency and Other	\$ -	\$ -	\$ -	\$ -	\$ -	\$ -	0.0%	\$ -	\$ 997	0.0%	
89000 - Addition to Fund Balance	\$ -	\$ -	\$ -	\$ -	\$ -	\$ -	0.0%	\$ -	\$ 997	0.0%	
237 Money Laundering - State's Atty	\$ 51,609	\$ -	\$ -	\$ -	\$ -	\$ 5,000	0.0%	\$ -	\$ 11,148	0.0%	
Expenses	\$ 51,609	\$ -	\$ -	\$ -	\$ -	\$ 5,000	0.0%	\$ -	\$ 11,148	0.0%	
Contractual Services	\$ 51,609	\$ -	\$ -	\$ -	\$ -	\$ 5,000	0.0%	\$ -	\$ 2,500	0.0%	
50150 - Contractual/Consulting Services	\$ 51,609	\$ -	\$ -	\$ -	\$ -	\$ -	0.0%	\$ -	\$ -	0.0%	
53100 - Conferences and Meetings	\$ -	\$ -	\$ -	\$ -	\$ -	\$ 5,000	0.0%	\$ -	\$ 2,500	0.0%	
Commodities	\$ -	\$ -	\$ -	\$ -	\$ -	\$ -	0.0%	\$ -	\$ -	0.0%	
60010 - Operating Supplies	\$ -	\$ -	\$ -	\$ -	\$ -	\$ -	0.0%	\$ -	\$ -	0.0%	
Contingency and Other	\$ -	\$ -	\$ -	\$ -	\$ -	\$ -	0.0%	\$ -	\$ 8,648	0.0%	
89000 - Addition to Fund Balance	\$ -	\$ -	\$ -	\$ -	\$ -	\$ -	0.0%	\$ -	\$ 8,648	0.0%	
490 Kane County Law Enforcement	\$ 29,830	\$ 7,980	\$ 10,774	\$ 51,304	\$ 76,319	\$ 50,000	152.6%	\$ 3,272	\$ 106,002	3.1%	
Expenses	\$ 29,830	\$ 7,980	\$ 10,774	\$ 51,304	\$ 76,319	\$ 50,000	152.6%	\$ 3,272	\$ 106,002	3.1%	
Personnel Services- Salaries & Wages	\$ 3,600	\$ 2,100	\$ 1,800	\$ 11,063	\$ 8,813	\$ -	0.0%	\$ 2,250	\$ -	0.0%	
40000 - Salaries and Wages	\$ 3,600	\$ 2,100	\$ 1,800	\$ 11,063	\$ 8,813	\$ -	0.0%	\$ 2,250	\$ -	0.0%	
Personnel Services- Employee Benefits	\$ 264	\$ 156	\$ 134	\$ 829	\$ 672	\$ -	0.0%	\$ 172	\$ -	0.0%	

Committee Expense Budget Report - by Account Detail
Through February 29, 2024 (25.0% YTD, 23.08% Payroll Expense through Pay Period Ending 2/17/2024)
***2019, 2020, 2021, 2022 Actual Full Fiscal Year, **2023 DRAFT**

Department / Fund / Account Classification	2019 Actual Amount*	2020 Actual Amount*	2021 Actual Amount*	2022 Actual Amount*	2023 Actual Amount**	2023 Adopted Budget	2023 YTD% Actual/Budget	2024 Actual Amount	2024 Adopted Budget	2024 YTD% Actual/Budget	2019 - 2024 Trend
45100 - FICA/SS Contribution	\$ 264	\$ 156	\$ 134	\$ 829	\$ 672	\$ -	0.0%	\$ 172	\$ -	0.0%	
Contractual Services	\$ 25,966	\$ 5,725	\$ 8,840	\$ 39,413	\$ 66,834	\$ 50,000	133.7%	\$ 850	\$ 106,002	0.8%	
50150 - Contractual/Consulting Services	\$ 25,966	\$ 5,725	\$ 8,840	\$ 39,413	\$ 66,834	\$ 50,000	133.7%	\$ 850	\$ 106,002	0.8%	
Contingency and Other	\$ -	\$ -	\$ -	\$ -	\$ -	\$ -	0.0%	\$ -	\$ -	0.0%	
89000 - Addition to Fund Balance	\$ -	\$ -	\$ -	\$ -	\$ -	\$ -	0.0%	\$ -	\$ -	0.0%	
Grand Total	\$ 9,498,453	\$ 9,457,653	\$ 10,845,804	\$ 12,538,468	\$ 15,315,755	\$ 15,934,691	89.0%	\$ 3,479,875	\$ 18,069,254	19.3%	

Committee Revenue Budget Report - by Account Detail
Through February 29, 2024 (25.0% YTD)
***2019, 2020, 2021, 2022 Actual Full Fiscal Year, **2023 DRAFT**

Department / Fund / Account Classification	2019 Actual Amount*	2020 Actual Amount*	2021 Actual Amount*	2022 Actual Amount*	2023 Actual Amount**	2023 Adopted Budget	2023 YTD% Actual/Budget	2024 Actual Amount	2024 Adopted Budget	2024 YTD% Actual/Budget	2019 - 2024 Trend
360 Public Defender	\$ 128,290	\$ 138,253	\$ 192,538	\$ 148,298	\$ 146,262	\$ 139,252	105.0%	\$ 125,628	\$ 244,136	51.5%	
001 General Fund	\$ 127,352	\$ 132,836	\$ 183,412	\$ 138,528	\$ 134,981	\$ 138,252	97.6%	\$ 19,750	\$ 242,252	8.2%	
Revenue	\$ 127,352	\$ 132,836	\$ 183,412	\$ 138,528	\$ 134,981	\$ 138,252	97.6%	\$ 19,750	\$ 242,252	8.2%	
Charges for Services	\$ 10,382	\$ 9,696	\$ 6,834	\$ 3,564	\$ 2,384	\$ 5,000	47.7%	\$ 8	\$ 5,000	0.2%	
34790 - Public Defender Fees	\$ 10,382	\$ 9,696	\$ 6,834	\$ 3,564	\$ 2,384	\$ 5,000	47.7%	\$ 8	\$ 5,000	0.2%	
Reimbursements	\$ 116,971	\$ 123,140	\$ 135,161	\$ 134,964	\$ 132,597	\$ 133,252	99.5%	\$ 19,742	\$ 237,252	8.3%	
37050 - Public Def Salary Reimbursement	\$ 103,904	\$ 105,846	\$ 108,484	\$ 111,379	\$ 114,977	\$ 113,252	101.5%	\$ 19,742	\$ 113,252	17.4%	
37610 - SVP Reimbursement	\$ 13,067	\$ 17,077	\$ 26,677	\$ 23,584	\$ 17,620	\$ 20,000	88.1%	\$ -	\$ 20,000	0.0%	
37900 - Miscellaneous Reimbursement	\$ -	\$ 217	\$ -	\$ -	\$ -	\$ -	0.0%	\$ -	\$ 104,000	0.0%	
Transfers In	\$ -	\$ -	\$ 41,417	\$ -	\$ -	\$ -	0.0%	\$ -	\$ -	0.0%	
39000 - Transfer From Other Funds	\$ -	\$ -	\$ 41,417	\$ -	\$ -	\$ -	0.0%	\$ -	\$ -	0.0%	
243 Public Defender Special Fund	\$ -	\$ -	\$ -	\$ -	\$ -	\$ -	0.0%	\$ 104,197	\$ -	0.0%	
Revenue	\$ -	\$ -	\$ -	\$ -	\$ -	\$ -	0.0%	\$ 104,197	\$ -	0.0%	
Grants	\$ -	\$ -	\$ -	\$ -	\$ -	\$ -	0.0%	\$ 104,197	\$ -	0.0%	
33701 - Pub Defender IL Supreme Court Allocation	\$ -	\$ -	\$ -	\$ -	\$ -	\$ -	0.0%	\$ 104,197	\$ -	0.0%	
244 Public Defender Rec Automation	\$ 938	\$ 5,417	\$ 9,126	\$ 9,770	\$ 11,281	\$ 1,000	1,128.1%	\$ 1,682	\$ 1,884	89.3%	
Revenue	\$ 938	\$ 5,417	\$ 9,126	\$ 9,770	\$ 11,281	\$ 1,000	1,128.1%	\$ 1,682	\$ 1,884	89.3%	
Charges for Services	\$ 938	\$ 5,366	\$ 9,129	\$ 10,136	\$ 10,329	\$ 1,000	1,032.9%	\$ 1,682	\$ 1,000	168.2%	
35300 - Records Automation Fees	\$ 938	\$ 5,366	\$ 9,129	\$ 10,136	\$ 10,329	\$ 1,000	1,032.9%	\$ 1,682	\$ 1,000	168.2%	
Interest Revenue	\$ -	\$ 51	\$ (2)	\$ (366)	\$ 952	\$ -	0.0%	\$ -	\$ 884	0.0%	
38000 - Investment Income	\$ -	\$ 51	\$ (2)	\$ (366)	\$ 952	\$ -	0.0%	\$ -	\$ 884	0.0%	
Grand Total	\$ 128,290	\$ 138,253	\$ 192,538	\$ 148,298	\$ 146,262	\$ 139,252	105.0%	\$ 125,628	\$ 244,136	51.5%	

Committee Expense Budget Report - by Account Detail
Through February 29, 2024 (25.0% YTD, 23.08% Payroll Expense through Pay Period Ending 2/17/2024)
***2019, 2020, 2021, 2022 Actual Full Fiscal Year, **2023 DRAFT**

Department / Fund / Account Classification	2019 Actual Amount*	2020 Actual Amount*	2021 Actual Amount*	2022 Actual Amount*	2023 Actual Amount**	2023 Adopted Budget	2023 YTD% Actual/Budget	2024 Actual Amount	2024 Adopted Budget	2024 YTD% Actual/Budget	2019 - 2024 Trend
360 Public Defender	\$ 4,009,474	\$ 3,935,007	\$ 4,048,817	\$ 4,277,371	\$ 4,501,521	\$ 4,821,580	93.4%	\$ 916,819	\$ 4,391,640	18.8%	
001 General Fund	\$ 4,009,474	\$ 3,935,007	\$ 4,048,817	\$ 4,277,371	\$ 4,501,521	\$ 4,820,580	93.4%	\$ 916,819	\$ 4,389,756	18.8%	
Expenses	\$ 4,009,474	\$ 3,935,007	\$ 4,048,817	\$ 4,277,371	\$ 4,501,521	\$ 4,820,580	93.4%	\$ 916,819	\$ 4,389,756	18.8%	
Personnel Services- Salaries & Wages	\$ 3,185,760	\$ 3,199,989	\$ 3,318,534	\$ 3,507,808	\$ 3,625,433	\$ 3,811,004	95.1%	\$ 902,840	\$ 4,203,015	19.3%	
40000 - Salaries and Wages	\$ 3,155,239	\$ 3,174,475	\$ 3,209,777	\$ 3,484,151	\$ 3,594,133	\$ 3,963,180	90.7%	\$ 889,340	\$ 4,137,514	19.2%	
40002 - Non-Union Wage Increase	\$ -	\$ -	\$ -	\$ -	\$ -	\$ 105,478	0.0%	\$ -	\$ 1	0.0%	
40005 - New Position Budget Moved to Contingency	\$ -	\$ -	\$ -	\$ -	\$ -	\$ (291,854)	0.0%	\$ -	\$ -	0.0%	
40040 - Lump Sum Distribution	\$ -	\$ -	\$ 85,500	\$ -	\$ -	\$ -	0.0%	\$ -	\$ -	0.0%	
40310 - Bond Call	\$ 30,521	\$ 25,514	\$ 23,257	\$ 23,657	\$ 31,300	\$ 34,200	91.5%	\$ 13,500	\$ 65,500	20.6%	
Personnel Services- Employee Benefits	\$ 660,993	\$ 627,163	\$ 599,323	\$ 658,473	\$ 727,082	\$ 824,385	88.2%	\$ -	\$ -	0.0%	
45000 - Healthcare Contribution	\$ 640,369	\$ 608,469	\$ 579,952	\$ 640,401	\$ 709,606	\$ 804,223	88.2%	\$ -	\$ -	0.0%	
45010 - Dental Contribution	\$ 20,624	\$ 18,695	\$ 19,371	\$ 18,072	\$ 17,476	\$ 20,162	86.7%	\$ -	\$ -	0.0%	
Contractual Services	\$ 89,998	\$ 42,348	\$ 60,619	\$ 43,071	\$ 74,891	\$ 106,737	70.2%	\$ 1,724	\$ 106,737	1.6%	
50240 - Trials and Costs of Hearing	\$ 29,678	\$ 11,761	\$ 30,494	\$ 14,887	\$ 43,335	\$ 45,000	96.3%	\$ 1,194	\$ 45,000	2.7%	
52130 - Repairs and Maint- Computers	\$ -	\$ 113	\$ 520	\$ -	\$ -	\$ -	0.0%	\$ -	\$ -	0.0%	
52140 - Repairs and Maint- Copiers	\$ 2,672	\$ 2,277	\$ 1,549	\$ 2,137	\$ 380	\$ 2,250	16.9%	\$ 61	\$ 2,250	2.7%	
52190 - Equipment Rental	\$ -	\$ 3	\$ -	\$ -	\$ -	\$ -	0.0%	\$ -	\$ -	0.0%	
53100 - Conferences and Meetings	\$ 792	\$ -	\$ -	\$ -	\$ 528	\$ 1,000	52.8%	\$ -	\$ 1,000	0.0%	
53110 - Employee Training	\$ 11,340	\$ 3,185	\$ 1,477	\$ 2,049	\$ 5,784	\$ 20,000	28.9%	\$ -	\$ 20,000	0.0%	
53120 - Employee Mileage Expense	\$ 3,319	\$ 1,219	\$ 505	\$ 1,759	\$ 1,872	\$ 4,500	41.6%	\$ 246	\$ 4,500	5.5%	
53140 - Attorney Association Dues	\$ 32,568	\$ 17,386	\$ 18,306	\$ 16,489	\$ 17,683	\$ 23,100	76.5%	\$ -	\$ 23,100	0.0%	
55000 - Miscellaneous Contractual Exp	\$ 9,630	\$ 6,405	\$ 7,768	\$ 5,751	\$ 5,309	\$ 10,887	48.8%	\$ 223	\$ 10,887	2.0%	
Commodities	\$ 72,723	\$ 65,507	\$ 70,341	\$ 68,019	\$ 74,115	\$ 78,454	94.5%	\$ 12,254	\$ 80,004	15.3%	
60000 - Office Supplies	\$ 10,335	\$ 6,885	\$ 8,128	\$ 3,659	\$ 5,250	\$ 10,000	52.5%	\$ 282	\$ 10,000	2.8%	
60020 - Computer Related Supplies	\$ 893	\$ -	\$ 130	\$ -	\$ -	\$ -	0.0%	\$ -	\$ -	0.0%	
60050 - Books and Subscriptions	\$ 61,495	\$ 58,622	\$ 62,083	\$ 64,360	\$ 68,865	\$ 68,454	100.6%	\$ 11,973	\$ 70,004	17.1%	
Transfers Out	\$ -	\$ -	\$ -	\$ -	\$ -	\$ -	0.0%	\$ -	\$ -	0.0%	
99200 - Transfer to Fund 200	\$ -	\$ -	\$ -	\$ -	\$ -	\$ -	0.0%	\$ -	\$ -	0.0%	
243 Public Defender Special Fund	\$ -	\$ -	\$ -	\$ -	\$ -	\$ -	0.0%	\$ -	\$ -	0.0%	
Expenses	\$ -	\$ -	\$ -	\$ -	\$ -	\$ -	0.0%	\$ -	\$ -	0.0%	
Commodities	\$ -	\$ -	\$ -	\$ -	\$ -	\$ -	0.0%	\$ -	\$ -	0.0%	
60055 - Office Equipment - Non Capital	\$ -	\$ -	\$ -	\$ -	\$ -	\$ -	0.0%	\$ -	\$ -	0.0%	
244 Public Defender Rec Automation	\$ -	\$ -	\$ -	\$ -	\$ -	\$ 1,000	0.0%	\$ -	\$ 1,884	0.0%	
Expenses	\$ -	\$ -	\$ -	\$ -	\$ -	\$ 1,000	0.0%	\$ -	\$ 1,884	0.0%	
Contractual Services	\$ -	\$ -	\$ -	\$ -	\$ -	\$ 1,000	0.0%	\$ -	\$ 1,000	0.0%	
50150 - Contractual/Consulting Services	\$ -	\$ -	\$ -	\$ -	\$ -	\$ 1,000	0.0%	\$ -	\$ 1,000	0.0%	
Contingency and Other	\$ -	\$ -	\$ -	\$ -	\$ -	\$ -	0.0%	\$ -	\$ 884	0.0%	
89000 - Addition to Fund Balance	\$ -	\$ -	\$ -	\$ -	\$ -	\$ -	0.0%	\$ -	\$ 884	0.0%	
Grand Total	\$ 4,009,474	\$ 3,935,007	\$ 4,048,817	\$ 4,277,371	\$ 4,501,521	\$ 4,821,580	93.4%	\$ 916,819	\$ 4,391,640	18.8%	

Committee Revenue Budget Report - by Account Detail
Through February 29, 2024 (25.0% YTD)
***2019, 2020, 2021, 2022 Actual Full Fiscal Year, **2023 DRAFT**

Department / Fund / Account Classification	2019 Actual Amount*	2020 Actual Amount*	2021 Actual Amount*	2022 Actual Amount*	2023 Actual Amount**	2023 Adopted Budget	2023 YTD% Actual/Budget	2024 Actual Amount	2024 Adopted Budget	2024 YTD% Actual/Budget	2019 - 2024 Trend
370 Law Library	\$ 343,971	\$ 282,027	\$ 303,674	\$ 281,451	\$ 315,969	\$ 291,071	108.6%	\$ 48,195	\$ 315,145	15.3%	
250 Law Library	\$ 343,971	\$ 282,027	\$ 303,674	\$ 281,451	\$ 315,969	\$ 291,071	108.6%	\$ 48,195	\$ 315,145	15.3%	
Revenue	\$ 343,971	\$ 282,027	\$ 303,674	\$ 281,451	\$ 315,969	\$ 291,071	108.6%	\$ 48,195	\$ 315,145	15.3%	
Interest Revenue	\$ 6,542	\$ 4,344	\$ (77)	\$ (2,733)	\$ 7,320	\$ 974	751.5%	\$ -	\$ 8,251	0.0%	
38000 - Investment Income	\$ 6,542	\$ 4,344	\$ (77)	\$ (2,733)	\$ 7,320	\$ 974	751.5%	\$ -	\$ 8,251	0.0%	
Other	\$ 12,187	\$ 29,532	\$ 15,046	\$ 10,000	\$ 30,000	\$ 12,256	244.8%	\$ -	\$ 29,136	0.0%	
38900 - Miscellaneous Other	\$ 12,187	\$ 29,532	\$ 15,046	\$ 10,000	\$ 30,000	\$ 9,136	328.4%	\$ -	\$ 29,136	0.0%	
39900 - Fund Balance Utilization	\$ -	\$ -	\$ -	\$ -	\$ -	\$ 3,120	0.0%	\$ -	\$ -	0.0%	
Transfers In	\$ -	\$ -	\$ 29,500	\$ -	\$ -	\$ -	0.0%	\$ -	\$ -	0.0%	
39000 - Transfer From Other Funds	\$ -	\$ -	\$ 29,500	\$ -	\$ -	\$ -	0.0%	\$ -	\$ -	0.0%	
Charges for Services	\$ 323,996	\$ 246,734	\$ 259,085	\$ 273,428	\$ 278,649	\$ 277,586	100.4%	\$ 48,195	\$ 277,553	17.4%	
34275 - Conference Room Fees	\$ 210	\$ 120	\$ -	\$ 30	\$ -	\$ 30	0.0%	\$ -	\$ 10	0.0%	
34280 - Photocopy Fees	\$ 2,596	\$ 665	\$ 241	\$ 220	\$ -	\$ 225	0.0%	\$ -	\$ 113	0.0%	
34290 - Invoicing Fees	\$ 201	\$ -	\$ -	\$ -	\$ -	\$ 10	0.0%	\$ -	\$ 10	0.0%	
34300 - Document Delivery Fees	\$ 60	\$ 72	\$ 20	\$ 5	\$ -	\$ 15	0.0%	\$ -	\$ 10	0.0%	
34310 - Faxing Fees	\$ 209	\$ 148	\$ 15	\$ 1	\$ -	\$ -	0.0%	\$ -	\$ -	0.0%	
34320 - Boy Scout Law Merit Badge Fees	\$ 245	\$ 8	\$ -	\$ -	\$ -	\$ 450	0.0%	\$ -	\$ 450	0.0%	
34330 - Law Library Fees	\$ 316,970	\$ 243,379	\$ 257,371	\$ 271,990	\$ 277,093	\$ 276,000	100.4%	\$ 48,195	\$ 275,580	17.5%	
34340 - Computer Printout Fees	\$ 1,219	\$ 552	\$ -	\$ 466	\$ 1,556	\$ 225	691.6%	\$ -	\$ 750	0.0%	
35080 - Book Sale Fees	\$ 1,748	\$ 944	\$ 690	\$ 675	\$ -	\$ 600	0.0%	\$ -	\$ 600	0.0%	
35900 - Miscellaneous Fees	\$ 537	\$ 845	\$ 747	\$ 41	\$ -	\$ 30	0.0%	\$ -	\$ 30	0.0%	
Fines	\$ 78	\$ 16	\$ -	\$ 1	\$ -	\$ 5	0.0%	\$ -	\$ 5	0.0%	
36110 - Overdue Item Fines	\$ 78	\$ 16	\$ -	\$ 1	\$ -	\$ 5	0.0%	\$ -	\$ 5	0.0%	
Reimbursements	\$ 1,168	\$ 1,401	\$ 120	\$ 755	\$ -	\$ 250	0.0%	\$ -	\$ 200	0.0%	
37900 - Miscellaneous Reimbursement	\$ 1,168	\$ 1,401	\$ 120	\$ 755	\$ -	\$ 250	0.0%	\$ -	\$ 200	0.0%	
Grand Total	\$ 343,971	\$ 282,027	\$ 303,674	\$ 281,451	\$ 315,969	\$ 291,071	108.6%	\$ 48,195	\$ 315,145	15.3%	

Committee Expense Budget Report - by Account Detail
Through February 29, 2024 (25.0% YTD, 23.08% Payroll Expense through Pay Period Ending 2/17/2024)
***2019, 2020, 2021, 2022 Actual Full Fiscal Year, **2023 DRAFT**

Department / Fund / Account Classification	2019 Actual Amount*	2020 Actual Amount*	2021 Actual Amount*	2022 Actual Amount*	2023 Actual Amount**	2023 Adopted Budget	2023 YTD% Actual/Budget	2024 Actual Amount	2024 Adopted Budget	2024 YTD% Actual/Budget	2019 - 2024 Trend
370 Law Library	\$ 252,205	\$ 298,625	\$ 309,937	\$ 331,129	\$ 227,027	\$ 291,071	78.0%	\$ 131,220	\$ 315,145	41.6%	
250 Law Library	\$ 252,205	\$ 298,625	\$ 309,937	\$ 331,129	\$ 227,027	\$ 291,071	78.0%	\$ 131,220	\$ 315,145	41.6%	
Expenses	\$ 252,205	\$ 298,625	\$ 309,937	\$ 331,129	\$ 227,027	\$ 291,071	78.0%	\$ 131,220	\$ 315,145	41.6%	
Personnel Services- Salaries & Wages	\$ 119,666	\$ 128,856	\$ 133,531	\$ 115,903	\$ 94,531	\$ 90,551	104.4%	\$ 20,153	\$ 92,979	21.7%	
40000 - Salaries and Wages	\$ 119,666	\$ 128,856	\$ 133,531	\$ 115,903	\$ 94,531	\$ 87,906	107.5%	\$ 20,153	\$ 90,269	22.3%	
40002 - Non-Union Wage Increase	\$ -	\$ -	\$ -	\$ -	\$ -	\$ 2,645	0.0%	\$ -	\$ 1	0.0%	
40003 - Cost of Living Increase	\$ -	\$ -	\$ -	\$ -	\$ -	\$ -	0.0%	\$ -	\$ 2,709	0.0%	
Personnel Services- Employee Benefits	\$ 33,041	\$ 35,143	\$ 37,458	\$ 30,830	\$ 23,075	\$ 30,016	76.9%	\$ 5,273	\$ 23,108	22.8%	
45000 - Healthcare Contribution	\$ 15,201	\$ 15,296	\$ 15,867	\$ 14,436	\$ 11,165	\$ 11,179	99.9%	\$ 2,853	\$ 11,461	24.9%	
45010 - Dental Contribution	\$ 489	\$ 469	\$ 512	\$ 405	\$ 256	\$ 256	100.0%	\$ 68	\$ 275	24.8%	
45100 - FICA/SS Contribution	\$ 8,820	\$ 9,465	\$ 9,818	\$ 8,463	\$ 6,934	\$ 11,105	62.4%	\$ 1,463	\$ 7,113	20.6%	
45200 - IMRF Contribution	\$ 8,531	\$ 9,914	\$ 11,261	\$ 7,526	\$ 4,720	\$ 7,476	63.1%	\$ 889	\$ 4,259	20.9%	
Contractual Services	\$ 25,850	\$ 30,116	\$ 28,143	\$ 31,357	\$ 28,046	\$ 24,433	114.8%	\$ 3,465	\$ 21,668	16.0%	
50235 - Public Health Services - Coronavirus	\$ -	\$ -	\$ -	\$ -	\$ -	\$ -	0.0%	\$ -	\$ -	0.0%	
50590 - Professional Services	\$ -	\$ -	\$ -	\$ 1,338	\$ 10,386	\$ 2,000	519.3%	\$ 751	\$ 4,000	18.8%	
52140 - Repairs and Maint- Copiers	\$ 3,962	\$ 1,566	\$ 4,736	\$ 3,613	\$ 1,569	\$ 800	196.1%	\$ 307	\$ 800	38.4%	
53000 - Liability Insurance	\$ 2,132	\$ 2,559	\$ 2,501	\$ 3,130	\$ 4,239	\$ 4,239	100.0%	\$ -	\$ 2,808	0.0%	
53010 - Workers Compensation	\$ 2,850	\$ 3,122	\$ 3,923	\$ 3,778	\$ 3,223	\$ 3,223	100.0%	\$ -	\$ 1,932	0.0%	
53020 - Unemployment Claims	\$ 126	\$ 74	\$ 79	\$ 95	\$ 59	\$ 59	100.0%	\$ -	\$ 46	0.0%	
53100 - Conferences and Meetings	\$ 3,256	\$ 1,914	\$ 348	\$ 414	\$ 2,349	\$ 300	783.1%	\$ -	\$ 3,000	0.0%	
53120 - Employee Mileage Expense	\$ 1,101	\$ 231	\$ 577	\$ 925	\$ 736	\$ 300	245.2%	\$ -	\$ 700	0.0%	
53130 - General Association Dues	\$ 967	\$ 880	\$ 896	\$ 905	\$ 929	\$ 1,080	86.0%	\$ 232	\$ 1,130	20.5%	
55000 - Miscellaneous Contractual Exp	\$ 11,457	\$ 19,769	\$ 15,083	\$ 17,159	\$ 4,557	\$ 12,432	36.7%	\$ 2,175	\$ 7,252	30.0%	
Commodities	\$ 73,648	\$ 104,511	\$ 110,805	\$ 147,454	\$ 75,407	\$ 77,803	96.9%	\$ 99,358	\$ 95,585	103.9%	
60000 - Office Supplies	\$ 6,155	\$ 5,281	\$ 2,554	\$ 5,189	\$ 4,684	\$ 500	936.8%	\$ 462	\$ 1,200	38.5%	
60010 - Operating Supplies	\$ -	\$ -	\$ 31	\$ 1,135	\$ 424	\$ -	0.0%	\$ -	\$ -	0.0%	
60020 - Computer Related Supplies	\$ 5,055	\$ 2,658	\$ 10,294	\$ 6,310	\$ 6,930	\$ 15,040	46.1%	\$ 120	\$ 9,750	1.2%	
60040 - Postage	\$ -	\$ 18	\$ -	\$ 32	\$ -	\$ -	0.0%	\$ -	\$ -	0.0%	
60050 - Books and Subscriptions	\$ 59,718	\$ 94,050	\$ 96,144	\$ 132,948	\$ 57,085	\$ 60,543	94.3%	\$ 98,457	\$ 82,615	119.2%	
60230 - Food	\$ -	\$ -	\$ -	\$ 386	\$ 1,147	\$ 220	521.6%	\$ 319	\$ 520	61.3%	
60265 - Public Health Commodities - Coronavirus	\$ -	\$ -	\$ -	\$ -	\$ -	\$ -	0.0%	\$ -	\$ -	0.0%	
60460 - Subscription Databases	\$ -	\$ 1,146	\$ -	\$ -	\$ 4,005	\$ -	0.0%	\$ -	\$ -	0.0%	
64000 - Telephone	\$ 2,720	\$ 1,358	\$ 1,214	\$ 1,453	\$ 849	\$ 900	94.4%	\$ -	\$ 900	0.0%	
64010 - Cellular Phone	\$ -	\$ -	\$ 568	\$ -	\$ 282	\$ 600	47.1%	\$ -	\$ 600	0.0%	
Capital	\$ -	\$ -	\$ -	\$ -	\$ 141	\$ -	0.0%	\$ -	\$ 9,300	0.0%	
70000 - Computers	\$ -	\$ -	\$ -	\$ -	\$ -	\$ -	0.0%	\$ -	\$ 2,500	0.0%	
70050 - Printers	\$ -	\$ -	\$ -	\$ -	\$ -	\$ -	0.0%	\$ -	\$ 300	0.0%	
70080 - Office Furniture	\$ -	\$ -	\$ -	\$ -	\$ -	\$ -	0.0%	\$ -	\$ 6,500	0.0%	
70100 - Copiers	\$ -	\$ -	\$ -	\$ -	\$ 141	\$ -	0.0%	\$ -	\$ -	0.0%	
Contingency and Other	\$ -	\$ -	\$ -	\$ -	\$ -	\$ 62,442	0.0%	\$ -	\$ 69,534	0.0%	
89000 - Addition to Fund Balance	\$ -	\$ -	\$ -	\$ -	\$ -	\$ 62,442	0.0%	\$ -	\$ 69,534	0.0%	
Transfers Out	\$ -	\$ -	\$ -	\$ 5,585	\$ 5,826	\$ 5,826	100.0%	\$ 2,971	\$ 2,971	100.0%	
99000 - Transfer To Other Funds	\$ -	\$ -	\$ -	\$ -	\$ -	\$ -	0.0%	\$ -	\$ -	0.0%	
99001 - Transfer to Fund 001	\$ -	\$ -	\$ -	\$ 5,585	\$ 5,826	\$ 5,826	100.0%	\$ 2,971	\$ 2,971	100.0%	
Grand Total	\$ 252,205	\$ 298,625	\$ 309,937	\$ 331,129	\$ 227,027	\$ 291,071	78.0%	\$ 131,220	\$ 315,145	41.6%	

Committee Revenue Budget Report - by Account Detail
Through February 29, 2024 (25.0% YTD)
***2019, 2020, 2021, 2022 Actual Full Fiscal Year, **2023 DRAFT**

Department / Fund / Account Classification	2019 Actual Amount*	2020 Actual Amount*	2021 Actual Amount*	2022 Actual Amount*	2023 Actual Amount**	2023 Adopted Budget	2023 YTD% Actual/Budget	2024 Actual Amount	2024 Adopted Budget	2024 YTD% Actual/Budget	2019 - 2024 Trend
380 Sheriff	\$ 5,992,778	\$ 3,334,753	\$ 3,834,704	\$ 7,586,320	\$ 4,120,477	\$ 4,812,908	74.8%	\$ 819,628	\$ 4,381,752	18.7%	
001 General Fund	\$ 3,033,859	\$ 2,220,046	\$ 2,445,111	\$ 4,172,518	\$ 3,288,649	\$ 3,158,156	104.5%	\$ 359,992	\$ 2,568,156	14.0%	
Revenue	\$ 3,033,859	\$ 2,220,046	\$ 2,445,111	\$ 4,172,518	\$ 3,288,649	\$ 3,158,156	104.5%	\$ 359,992	\$ 2,568,156	14.0%	
Other	\$ 7,255	\$ 32,982	\$ 27,470	\$ 43,651	\$ 40,793	\$ 20,000	204.0%	\$ 12,041	\$ 20,000	60.2%	
38530 - Auction Sales	\$ 7,255	\$ 32,982	\$ 27,470	\$ 43,651	\$ 40,793	\$ 20,000	204.0%	\$ 12,041	\$ 20,000	60.2%	
Transfers In	\$ 371,499	\$ -	\$ 396,841	\$ -	\$ 2,085	\$ -	2.7%	\$ -	\$ -	0.0%	
39000 - Transfer From Other Funds	\$ 371,499	\$ -	\$ 396,841	\$ -	\$ -	\$ -	0.0%	\$ -	\$ -	0.0%	
39305 - Transfer from Fund 305	\$ -	\$ -	\$ -	\$ -	\$ 2,085	\$ -	2.7%	\$ -	\$ -	0.0%	
Charges for Services	\$ 1,689,419	\$ 1,479,138	\$ 1,473,978	\$ 1,982,847	\$ 2,025,019	\$ 1,566,500	129.3%	\$ 253,165	\$ 1,566,500	16.2%	
34350 - Detail Fees	\$ 104,650	\$ 52,850	\$ 120,845	\$ 484,961	\$ 577,631	\$ 185,000	312.2%	\$ 65,961	\$ 185,000	35.7%	
34360 - Net Civil Processing Fees	\$ 110,051	\$ 69,702	\$ 125,213	\$ 262,761	\$ 220,964	\$ 325,000	68.0%	\$ 23,368	\$ 325,000	7.2%	
34370 - Chancery Foreclosure Fees	\$ 454,800	\$ 112,200	\$ 89,400	\$ 120,600	\$ 195,000	\$ 110,000	177.3%	\$ 21,000	\$ 110,000	19.1%	
34380 - Body Writ Fees	\$ 29,779	\$ 13,171	\$ 5,570	\$ 20,321	\$ 11,613	\$ 18,000	64.5%	\$ 938	\$ 18,000	5.2%	
34390 - Accident Copy Fees	\$ 1,531	\$ 2,155	\$ 4,717	\$ 4,850	\$ 5,917	\$ 4,000	147.9%	\$ 1,229	\$ 4,000	30.7%	
34400 - Weekend Prisoner Fees	\$ 28,390	\$ 11,847	\$ 10,253	\$ 5,415	\$ 4,340	\$ 6,000	72.3%	\$ 600	\$ 6,000	10.0%	
34410 - Burglar Alarm Fees	\$ 3,900	\$ -	\$ -	\$ -	\$ -	\$ -	0.0%	\$ -	\$ -	0.0%	
34430 - Inmate Telephone Fees- AJF	\$ 362,491	\$ 376,640	\$ 284,481	\$ 324,856	\$ 243,401	\$ 250,000	97.4%	\$ 18,578	\$ 250,000	7.4%	
34440 - Fingerprinting Fees	\$ 1,960	\$ 940	\$ 860	\$ 2,185	\$ 2,780	\$ 2,500	111.2%	\$ 240	\$ 2,500	9.6%	
34450 - Bond Fees	\$ 98,900	\$ 52,900	\$ 48,200	\$ 81,600	\$ 86,905	\$ 1,000	8,690.5%	\$ 4,600	\$ 1,000	460.0%	
34470 - Court Security Fees	\$ 480,069	\$ 754,858	\$ 698,028	\$ 614,998	\$ 606,206	\$ 600,000	101.0%	\$ 97,780	\$ 600,000	16.3%	
34490 - Electronic Monitoring Fees	\$ -	\$ 25,477	\$ 79,146	\$ 58,191	\$ 69,712	\$ 60,000	116.2%	\$ 18,497	\$ 60,000	30.8%	
35900 - Miscellaneous Fees	\$ 12,898	\$ 6,398	\$ 7,265	\$ 2,111	\$ 550	\$ 5,000	11.0%	\$ 375	\$ 5,000	7.5%	
Fines	\$ 332,536	\$ 246,047	\$ 134,325	\$ 76,670	\$ 152,394	\$ 105,000	145.1%	\$ 36,200	\$ 105,000	34.5%	
36060 - Traffic Violation Fines	\$ 184,982	\$ 209,749	\$ 131,621	\$ 75,767	\$ 69,342	\$ 100,000	69.3%	\$ 10,253	\$ 100,000	10.3%	
36080 - Eviction Fines	\$ 147,554	\$ 36,298	\$ 2,704	\$ 903	\$ 83,052	\$ 5,000	1,661.0%	\$ 25,947	\$ 5,000	518.9%	
Grants	\$ 219,246	\$ 234,615	\$ 40,095	\$ 515,578	\$ 529,983	\$ 142,000	373.2%	\$ 38,666	\$ 142,000	27.2%	
32220 - State Alien Assistance Grant	\$ 198,751	\$ 202,448	\$ -	\$ 382,523	\$ 426,046	\$ 100,000	426.0%	\$ -	\$ 100,000	0.0%	
32650 - Justice Assistance Grant	\$ 20,495	\$ 6,342	\$ 17,835	\$ -	\$ 16,401	\$ 20,000	82.0%	\$ -	\$ 20,000	0.0%	
32719 - CLEPD Grant	\$ -	\$ -	\$ -	\$ 116,396	\$ 78,214	\$ -	0.0%	\$ 34,171	\$ -	0.0%	
32880 - NACCHO PHAB Grant	\$ -	\$ -	\$ -	\$ -	\$ -	\$ -	0.0%	\$ 2,500	\$ -	0.0%	
33900 - Miscellaneous Grants	\$ -	\$ 25,825	\$ 22,260	\$ 16,658	\$ 9,322	\$ 22,000	42.4%	\$ 1,995	\$ 22,000	9.1%	
Reimbursements	\$ 413,904	\$ 227,263	\$ 372,402	\$ 1,553,772	\$ 538,375	\$ 1,324,656	43.6%	\$ 19,920	\$ 734,656	2.7%	
37060 - Prisoner Transfer Reimbursement	\$ -	\$ 2,892	\$ 5,745	\$ 4,698	\$ 5,361	\$ 3,000	178.7%	\$ 669	\$ 3,000	22.3%	
37085 - Sheriff Salary Reimbursement	\$ -	\$ -	\$ -	\$ 34,649	\$ 106,656	\$ 106,656	100.0%	\$ 17,776	\$ 106,656	16.7%	
37130 - Emergency Mgmt Reimbursement	\$ 133,519	\$ 114,169	\$ 104,814	\$ 108,675	\$ 98,832	\$ 90,000	0.0%	\$ -	\$ -	0.0%	
37240 - Sheriff Training Reimbursement	\$ 23,723	\$ 27,988	\$ 33,641	\$ 76,801	\$ 49,455	\$ 15,000	329.7%	\$ 720	\$ 15,000	4.8%	
37500 - Board and Care Reimbursements	\$ -	\$ -	\$ -	\$ 1,211,315	\$ 153,900	\$ 1,000,000	15.4%	\$ -	\$ 500,000	0.0%	
37625 - Overtime Reimbursement	\$ -	\$ -	\$ 21,457	\$ 40,414	\$ 11,978	\$ 30,000	39.9%	\$ -	\$ 30,000	0.0%	
37900 - Miscellaneous Reimbursement	\$ 256,662	\$ 82,214	\$ 206,746	\$ 77,220	\$ 112,194	\$ 80,000	140.2%	\$ 755	\$ 80,000	0.9%	
128 Sheriff's Vehicle & Equipment	\$ -	\$ -	\$ -	\$ 1,791,409	\$ 480,273	\$ 648,222	35.2%	\$ 434,000	\$ 648,222	67.0%	
Revenue	\$ -	\$ -	\$ -	\$ 1,791,409	\$ 480,273	\$ 648,222	35.2%	\$ 434,000	\$ 648,222	67.0%	
Interest Revenue	\$ -	\$ -	\$ -	\$ (30,017)	\$ 46,273	\$ 4,000	1,156.8%	\$ -	\$ 73,137	0.0%	
38000 - Investment Income	\$ -	\$ -	\$ -	\$ (30,017)	\$ 46,273	\$ 4,000	1,156.8%	\$ -	\$ 73,137	0.0%	
Other	\$ -	\$ -	\$ -	\$ -	\$ -	\$ 210,222	0.0%	\$ -	\$ 141,085	0.0%	
39900 - Fund Balance Utilization	\$ -	\$ -	\$ -	\$ -	\$ -	\$ 210,222	0.0%	\$ -	\$ 141,085	0.0%	
Transfers In	\$ -	\$ -	\$ -	\$ 1,821,426	\$ 434,000	\$ 434,000	100.0%	\$ 434,000	\$ 434,000	100.0%	
39001 - Transfer from Fund 001	\$ -	\$ -	\$ -	\$ 1,215,920	\$ -	\$ -	0.0%	\$ -	\$ -	0.0%	
39125 - Transfer from Fund 125	\$ -	\$ -	\$ -	\$ 605,506	\$ 434,000	\$ 434,000	100.0%	\$ 434,000	\$ 434,000	100.0%	
247 EMA Volunteer Fund	\$ 11,890	\$ 2,782	\$ 3,446	\$ 15,323	\$ 1,153	\$ 3,200	0.0%	\$ -	\$ -	0.0%	
Revenue	\$ 11,890	\$ 2,782	\$ 3,446	\$ 15,323	\$ 1,153	\$ 3,200	0.0%	\$ -	\$ -	0.0%	
Interest Revenue	\$ 470	\$ 322	\$ (13)	\$ (609)	\$ 1,153	\$ -	0.0%	\$ -	\$ -	0.0%	
38000 - Investment Income	\$ 470	\$ 322	\$ (13)	\$ (609)	\$ 1,153	\$ -	0.0%	\$ -	\$ -	0.0%	
Other	\$ 11,130	\$ 2,460	\$ 2,580	\$ 14,212	\$ -	\$ 3,200	0.0%	\$ -	\$ -	0.0%	

Committee Revenue Budget Report - by Account Detail
Through February 29, 2024 (25.0% YTD)
***2019, 2020, 2021, 2022 Actual Full Fiscal Year, **2023 DRAFT**

Department / Fund / Account Classification	2019 Actual Amount*	2020 Actual Amount*	2021 Actual Amount*	2022 Actual Amount*	2023 Actual Amount**	2023 Adopted Budget	2023 YTD% Actual/Budget	2024 Actual Amount	2024 Adopted Budget	2024 YTD% Actual/Budget	2019 - 2024 Trend
38520 - General Donations	\$ 8,220	\$ 520	\$ 2,580	\$ 14,212	\$ -	\$ 3,000	0.0%	\$ -	\$ -	0.0%	
38900 - Miscellaneous Other	\$ 2,910	\$ 1,940	\$ -	\$ -	\$ -	\$ 200	0.0%	\$ -	\$ -	0.0%	
39900 - Fund Balance Utilization	\$ -	\$ -	\$ -	\$ -	\$ -	\$ -	0.0%	\$ -	\$ -	0.0%	
Transfers In	\$ -	\$ -	\$ 880	\$ 1,720	\$ -	\$ -	0.0%	\$ -	\$ -	0.0%	
39000 - Transfer From Other Funds	\$ -	\$ -	\$ 880	\$ 1,720	\$ -	\$ -	0.0%	\$ -	\$ -	0.0%	
Charges for Services	\$ 290	\$ -	\$ -	\$ -	\$ -	\$ -	0.0%	\$ -	\$ -	0.0%	
34350 - Detail Fees	\$ 290	\$ -	\$ -	\$ -	\$ -	\$ -	0.0%	\$ -	\$ -	0.0%	
248 KC Emergency Planning	\$ 7,026	\$ 5,972	\$ (3)	\$ (346)	\$ 972	\$ 4,000	0.0%	\$ -	\$ -	0.0%	
Revenue	\$ 7,026	\$ 5,972	\$ (3)	\$ (346)	\$ 972	\$ 4,000	0.0%	\$ -	\$ -	0.0%	
Interest Revenue	\$ 626	\$ 422	\$ (3)	\$ (346)	\$ 972	\$ -	0.0%	\$ -	\$ -	0.0%	
38000 - Investment Income	\$ 626	\$ 422	\$ (3)	\$ (346)	\$ 972	\$ -	0.0%	\$ -	\$ -	0.0%	
Other	\$ -	\$ -	\$ -	\$ -	\$ -	\$ 4,000	0.0%	\$ -	\$ -	0.0%	
38520 - General Donations	\$ -	\$ -	\$ -	\$ -	\$ -	\$ 4,000	0.0%	\$ -	\$ -	0.0%	
Reimbursements	\$ 6,400	\$ 5,550	\$ -	\$ -	\$ -	\$ -	0.0%	\$ -	\$ -	0.0%	
37900 - Miscellaneous Reimbursement	\$ 6,400	\$ 5,550	\$ -	\$ -	\$ -	\$ -	0.0%	\$ -	\$ -	0.0%	
249 Bomb Squad SWAT	\$ 8,875	\$ 2,765	\$ 28,246	\$ 31,591	\$ 56	\$ 5,000	1.1%	\$ -	\$ 5,000	0.0%	
Revenue	\$ 8,875	\$ 2,765	\$ 28,246	\$ 31,591	\$ 56	\$ 5,000	1.1%	\$ -	\$ 5,000	0.0%	
Interest Revenue	\$ -	\$ -	\$ -	\$ -	\$ 56	\$ -	0.0%	\$ -	\$ -	0.0%	
38000 - Investment Income	\$ -	\$ -	\$ -	\$ -	\$ 56	\$ -	0.0%	\$ -	\$ -	0.0%	
Other	\$ 8,875	\$ 2,765	\$ 25,746	\$ 31,591	\$ -	\$ 5,000	0.0%	\$ -	\$ 5,000	0.0%	
38520 - General Donations	\$ 8,875	\$ 2,765	\$ 25,746	\$ 31,591	\$ -	\$ -	0.0%	\$ -	\$ -	0.0%	
38900 - Miscellaneous Other	\$ -	\$ -	\$ -	\$ -	\$ -	\$ 5,000	0.0%	\$ -	\$ 5,000	0.0%	
Transfers In	\$ -	\$ -	\$ 2,500	\$ -	\$ -	\$ -	0.0%	\$ -	\$ -	0.0%	
39000 - Transfer From Other Funds	\$ -	\$ -	\$ 2,500	\$ -	\$ -	\$ -	0.0%	\$ -	\$ -	0.0%	
251 Canteen Commission	\$ 536,042	\$ 490,406	\$ 657,040	\$ 461,971	\$ 583	\$ 650,000	0.1%	\$ -	\$ 650,000	0.0%	
Revenue	\$ 536,042	\$ 490,406	\$ 657,040	\$ 461,971	\$ 583	\$ 650,000	0.1%	\$ -	\$ 650,000	0.0%	
Interest Revenue	\$ -	\$ 81	\$ 101	\$ 81	\$ 583	\$ -	0.0%	\$ -	\$ -	0.0%	
38000 - Investment Income	\$ -	\$ 81	\$ 101	\$ 81	\$ 583	\$ -	0.0%	\$ -	\$ -	0.0%	
Other	\$ 13,199	\$ 1,063	\$ 10,150	\$ 1,354	\$ -	\$ -	0.0%	\$ -	\$ -	0.0%	
38520 - General Donations	\$ 13,199	\$ 1,063	\$ 10,150	\$ 1,354	\$ -	\$ -	0.0%	\$ -	\$ -	0.0%	
39900 - Fund Balance Utilization	\$ -	\$ -	\$ -	\$ -	\$ -	\$ -	0.0%	\$ -	\$ -	0.0%	
Transfers In	\$ -	\$ -	\$ 26,200	\$ -	\$ -	\$ -	0.0%	\$ -	\$ -	0.0%	
39000 - Transfer From Other Funds	\$ -	\$ -	\$ 26,200	\$ -	\$ -	\$ -	0.0%	\$ -	\$ -	0.0%	
Charges for Services	\$ -	\$ 146	\$ 41,132	\$ 35,826	\$ -	\$ -	0.0%	\$ -	\$ -	0.0%	
34450 - Bond Fees	\$ -	\$ 146	\$ 41,132	\$ 35,826	\$ -	\$ -	0.0%	\$ -	\$ -	0.0%	
Reimbursements	\$ 522,843	\$ 489,116	\$ 579,457	\$ 424,709	\$ -	\$ 650,000	0.0%	\$ -	\$ 650,000	0.0%	
37900 - Miscellaneous Reimbursement	\$ 522,843	\$ 489,116	\$ 579,457	\$ 424,709	\$ -	\$ 650,000	0.0%	\$ -	\$ 650,000	0.0%	
252 Sheriff DEF Federal - DOJ	\$ 101,994	\$ 71,865	\$ 0	\$ (1,168)	\$ 31,710	\$ 10,000	317.1%	\$ -	\$ 11,044	0.0%	
Revenue	\$ 101,994	\$ 71,865	\$ 0	\$ (1,168)	\$ 31,710	\$ 10,000	317.1%	\$ -	\$ 11,044	0.0%	
Interest Revenue	\$ -	\$ -	\$ 0	\$ (766)	\$ 381	\$ -	0.0%	\$ -	\$ 1,044	0.0%	
38000 - Investment Income	\$ -	\$ -	\$ 0	\$ (766)	\$ 381	\$ -	0.0%	\$ -	\$ 1,044	0.0%	
Other	\$ -	\$ -	\$ -	\$ -	\$ -	\$ 10,000	0.0%	\$ -	\$ 10,000	0.0%	
38900 - Miscellaneous Other	\$ -	\$ -	\$ -	\$ -	\$ -	\$ 10,000	0.0%	\$ -	\$ 10,000	0.0%	
Transfers In	\$ -	\$ -	\$ -	\$ -	\$ -	\$ -	0.0%	\$ -	\$ -	0.0%	
39000 - Transfer From Other Funds	\$ -	\$ -	\$ -	\$ -	\$ -	\$ -	0.0%	\$ -	\$ -	0.0%	
Fines	\$ 101,994	\$ 71,865	\$ -	\$ -	\$ -	\$ -	0.0%	\$ -	\$ -	0.0%	
36020 - Drug Fines	\$ 101,994	\$ 71,865	\$ -	\$ -	\$ -	\$ -	0.0%	\$ -	\$ -	0.0%	
Grants	\$ -	\$ -	\$ -	\$ (401)	\$ 31,329	\$ -	0.0%	\$ -	\$ -	0.0%	
32225 - Equitable Sharing Program-DOJ Federal Grant	\$ -	\$ -	\$ -	\$ (401)	\$ 31,329	\$ -	0.0%	\$ -	\$ -	0.0%	
253 County Sheriff DEF Local	\$ 25,433	\$ 39,600	\$ 121,577	\$ 473,290	\$ -	\$ 20,000	0.0%	\$ -	\$ 20,000	0.0%	

Committee Revenue Budget Report - by Account Detail
Through February 29, 2024 (25.0% YTD)
***2019, 2020, 2021, 2022 Actual Full Fiscal Year, **2023 DRAFT**

Department / Fund / Account Classification	2019 Actual Amount*	2020 Actual Amount*	2021 Actual Amount*	2022 Actual Amount*	2023 Actual Amount**	2023 Adopted Budget	2023 YTD% Actual/Budget	2024 Actual Amount	2024 Adopted Budget	2024 YTD% Actual/Budget	2019 - 2024 Trend
Revenue	\$ 25,433	\$ 39,600	\$ 121,577	\$ 473,290	\$ -	\$ 20,000	0.0%	\$ -	\$ 20,000	0.0%	
Interest Revenue	\$ -	\$ -	\$ 11	\$ (6)	\$ -	\$ -	0.0%	\$ -	\$ -	0.0%	
38000 - Investment Income	\$ -	\$ -	\$ 11	\$ (6)	\$ -	\$ -	0.0%	\$ -	\$ -	0.0%	
Other	\$ 6,033	\$ 1,300	\$ 4,892	\$ 29,510	\$ -	\$ 20,000	0.0%	\$ -	\$ 20,000	0.0%	
38530 - Auction Sales	\$ 5,840	\$ 1,300	\$ 4,575	\$ 29,510	\$ -	\$ -	0.0%	\$ -	\$ -	0.0%	
38900 - Miscellaneous Other	\$ 193	\$ -	\$ -	\$ -	\$ -	\$ 20,000	0.0%	\$ -	\$ 20,000	0.0%	
38990 - Move from Agency Fund	\$ -	\$ -	\$ 317	\$ -	\$ -	\$ -	0.0%	\$ -	\$ -	0.0%	
Fines	\$ 19,400	\$ 38,300	\$ 116,675	\$ 443,786	\$ -	\$ -	0.0%	\$ -	\$ -	0.0%	
36020 - Drug Fines	\$ 19,400	\$ 38,300	\$ 116,675	\$ 443,786	\$ -	\$ -	0.0%	\$ -	\$ -	0.0%	
254 FATS	\$ 850	\$ 5,164	\$ 3,201	\$ 3,894	\$ -	\$ 6,000	0.0%	\$ -	\$ 6,000	0.0%	
Revenue	\$ 850	\$ 5,164	\$ 3,201	\$ 3,894	\$ -	\$ 6,000	0.0%	\$ -	\$ 6,000	0.0%	
Charges for Services	\$ 850	\$ 5,164	\$ 3,201	\$ 3,894	\$ -	\$ 6,000	0.0%	\$ -	\$ 6,000	0.0%	
35900 - Miscellaneous Fees	\$ 850	\$ 5,164	\$ 3,201	\$ 3,894	\$ -	\$ 6,000	0.0%	\$ -	\$ 6,000	0.0%	
255 K-9 Unit	\$ 95,260	\$ 74,431	\$ 85,116	\$ 61,164	\$ 214	\$ 30,000	0.7%	\$ -	\$ 30,000	0.0%	
Revenue	\$ 95,260	\$ 74,431	\$ 85,116	\$ 61,164	\$ 214	\$ 30,000	0.7%	\$ -	\$ 30,000	0.0%	
Interest Revenue	\$ -	\$ -	\$ 7	\$ 2	\$ 214	\$ -	0.0%	\$ -	\$ -	0.0%	
38000 - Investment Income	\$ -	\$ -	\$ 7	\$ 2	\$ 214	\$ -	0.0%	\$ -	\$ -	0.0%	
Other	\$ 95,260	\$ 74,431	\$ 75,509	\$ 50,470	\$ -	\$ 30,000	0.0%	\$ -	\$ 30,000	0.0%	
38520 - General Donations	\$ 95,260	\$ 70,290	\$ 54,650	\$ 48,114	\$ -	\$ 30,000	0.0%	\$ -	\$ 30,000	0.0%	
38900 - Miscellaneous Other	\$ -	\$ 4,141	\$ 20,859	\$ 2,356	\$ -	\$ -	0.0%	\$ -	\$ -	0.0%	
Transfers In	\$ -	\$ -	\$ 9,600	\$ -	\$ -	\$ -	0.0%	\$ -	\$ -	0.0%	
39000 - Transfer From Other Funds	\$ -	\$ -	\$ 9,600	\$ -	\$ -	\$ -	0.0%	\$ -	\$ -	0.0%	
Charges for Services	\$ -	\$ -	\$ -	\$ 10,691	\$ -	\$ -	0.0%	\$ -	\$ -	0.0%	
35480 - K-9 Training	\$ -	\$ -	\$ -	\$ 10,691	\$ -	\$ -	0.0%	\$ -	\$ -	0.0%	
256 Vehicle Maintenance/Purchase	\$ 21,704	\$ 5,200	\$ 3,146	\$ 1,464	\$ 4,187	\$ 1,200	348.9%	\$ -	\$ 1,200	0.0%	
Revenue	\$ 21,704	\$ 5,200	\$ 3,146	\$ 1,464	\$ 4,187	\$ 1,200	348.9%	\$ -	\$ 1,200	0.0%	
Interest Revenue	\$ -	\$ -	\$ -	\$ -	\$ 149	\$ -	0.0%	\$ -	\$ -	0.0%	
38000 - Investment Income	\$ -	\$ -	\$ -	\$ -	\$ 149	\$ -	0.0%	\$ -	\$ -	0.0%	
Other	\$ 21,704	\$ 5,200	\$ 1,465	\$ 483	\$ -	\$ 1,200	0.0%	\$ -	\$ 1,200	0.0%	
38900 - Miscellaneous Other	\$ 21,704	\$ 5,200	\$ 1,465	\$ 483	\$ -	\$ 1,200	0.0%	\$ -	\$ 1,200	0.0%	
39900 - Fund Balance Utilization	\$ -	\$ -	\$ -	\$ -	\$ -	\$ -	0.0%	\$ -	\$ -	0.0%	
Transfers In	\$ -	\$ -	\$ 1,681	\$ 981	\$ 4,038	\$ -	0.0%	\$ -	\$ -	0.0%	
39000 - Transfer From Other Funds	\$ -	\$ -	\$ 1,681	\$ 981	\$ 4,038	\$ -	0.0%	\$ -	\$ -	0.0%	
257 Sheriff DUI Fund	\$ 69,492	\$ 50,756	\$ 63,959	\$ 32,704	\$ 187	\$ 32,000	0.6%	\$ -	\$ 32,000	0.0%	
Revenue	\$ 69,492	\$ 50,756	\$ 63,959	\$ 32,704	\$ 187	\$ 32,000	0.6%	\$ -	\$ 32,000	0.0%	
Interest Revenue	\$ -	\$ -	\$ -	\$ -	\$ 187	\$ -	0.0%	\$ -	\$ -	0.0%	
38000 - Investment Income	\$ -	\$ -	\$ -	\$ -	\$ 187	\$ -	0.0%	\$ -	\$ -	0.0%	
Other	\$ -	\$ -	\$ -	\$ -	\$ -	\$ -	0.0%	\$ -	\$ -	0.0%	
39900 - Fund Balance Utilization	\$ -	\$ -	\$ -	\$ -	\$ -	\$ -	0.0%	\$ -	\$ -	0.0%	
Transfers In	\$ -	\$ -	\$ 8,400	\$ -	\$ -	\$ -	0.0%	\$ -	\$ -	0.0%	
39000 - Transfer From Other Funds	\$ -	\$ -	\$ 8,400	\$ -	\$ -	\$ -	0.0%	\$ -	\$ -	0.0%	
Fines	\$ 67,092	\$ 49,505	\$ 48,540	\$ 32,704	\$ -	\$ 32,000	0.0%	\$ -	\$ 32,000	0.0%	
36050 - DUI Fines	\$ 67,092	\$ 49,505	\$ 48,540	\$ 32,704	\$ -	\$ 32,000	0.0%	\$ -	\$ 32,000	0.0%	
Grants	\$ -	\$ 1,252	\$ -	\$ -	\$ -	\$ -	0.0%	\$ -	\$ -	0.0%	
33900 - Miscellaneous Grants	\$ -	\$ 1,252	\$ -	\$ -	\$ -	\$ -	0.0%	\$ -	\$ -	0.0%	
Reimbursements	\$ 2,400	\$ -	\$ 7,019	\$ -	\$ -	\$ -	0.0%	\$ -	\$ -	0.0%	
37900 - Miscellaneous Reimbursement	\$ 2,400	\$ -	\$ 7,019	\$ -	\$ -	\$ -	0.0%	\$ -	\$ -	0.0%	
258 Sheriffs Office Money Laundering	\$ 117,761	\$ 3,484	\$ 14,638	\$ 125	\$ 39,481	\$ 5,000	789.6%	\$ -	\$ 5,000	0.0%	
Revenue	\$ 117,761	\$ 3,484	\$ 14,638	\$ 125	\$ 39,481	\$ 5,000	789.6%	\$ -	\$ 5,000	0.0%	
Interest Revenue	\$ -	\$ -	\$ 0	\$ -	\$ 1,026	\$ -	0.0%	\$ -	\$ -	0.0%	

Committee Revenue Budget Report - by Account Detail
Through February 29, 2024 (25.0% YTD)
***2019, 2020, 2021, 2022 Actual Full Fiscal Year, **2023 DRAFT**

Department / Fund / Account Classification	2019 Actual Amount*	2020 Actual Amount*	2021 Actual Amount*	2022 Actual Amount*	2023 Actual Amount**	2023 Adopted Budget	2023 YTD% Actual/Budget	2024 Actual Amount	2024 Adopted Budget	2024 YTD% Actual/Budget	2019 - 2024 Trend
38000 - Investment Income	\$ -	\$ -	\$ 0	\$ -	\$ 1,026	\$ -	0.0%	\$ -	\$ -	0.0%	
Transfers In	\$ -	\$ -	\$ 7,520	\$ 125	\$ 38,455	\$ -	0.0%	\$ -	\$ -	0.0%	
39000 - Transfer From Other Funds	\$ -	\$ -	\$ 7,520	\$ 125	\$ 38,455	\$ -	0.0%	\$ -	\$ -	0.0%	
Fines	\$ 117,261	\$ 3,484	\$ 7,118	\$ -	\$ -	\$ 5,000	0.0%	\$ -	\$ 5,000	0.0%	
36020 - Drug Fines	\$ 117,261	\$ 3,484	\$ 7,118	\$ -	\$ -	\$ 5,000	0.0%	\$ -	\$ 5,000	0.0%	
Grants	\$ 500	\$ -	\$ -	\$ -	\$ -	\$ -	0.0%	\$ -	\$ -	0.0%	
33900 - Miscellaneous Grants	\$ 500	\$ -	\$ -	\$ -	\$ -	\$ -	0.0%	\$ -	\$ -	0.0%	
259 Transportation Safety Highway HB	\$ 468	\$ 309	\$ 34	\$ (51)	\$ 126	\$ 20,000	0.6%	\$ -	\$ 20,000	0.0%	
Revenue	\$ 468	\$ 309	\$ 34	\$ (51)	\$ 126	\$ 20,000	0.6%	\$ -	\$ 20,000	0.0%	
Interest Revenue	\$ 93	\$ 59	\$ (0)	\$ (51)	\$ 126	\$ -	0.0%	\$ -	\$ -	0.0%	
38000 - Investment Income	\$ 93	\$ 59	\$ (0)	\$ (51)	\$ 126	\$ -	0.0%	\$ -	\$ -	0.0%	
Fines	\$ 375	\$ 250	\$ 34	\$ -	\$ -	\$ 20,000	0.0%	\$ -	\$ 20,000	0.0%	
36065 - Speed Zone Fines	\$ 375	\$ 250	\$ 34	\$ -	\$ -	\$ 20,000	0.0%	\$ -	\$ 20,000	0.0%	
260 Court Security	\$ 1,784,087	\$ -	\$ -	\$ -	\$ -	\$ -	0.0%	\$ -	\$ -	0.0%	
Revenue	\$ 1,784,087	\$ -	\$ -	\$ -	\$ -	\$ -	0.0%	\$ -	\$ -	0.0%	
Interest Revenue	\$ 16,596	\$ -	\$ -	\$ -	\$ -	\$ -	0.0%	\$ -	\$ -	0.0%	
38000 - Investment Income	\$ 16,596	\$ -	\$ -	\$ -	\$ -	\$ -	0.0%	\$ -	\$ -	0.0%	
Other	\$ -	\$ -	\$ -	\$ -	\$ -	\$ -	0.0%	\$ -	\$ -	0.0%	
39900 - Fund Balance Utilization	\$ -	\$ -	\$ -	\$ -	\$ -	\$ -	0.0%	\$ -	\$ -	0.0%	
Transfers In	\$ 567,351	\$ -	\$ -	\$ -	\$ -	\$ -	0.0%	\$ -	\$ -	0.0%	
39000 - Transfer From Other Funds	\$ 567,351	\$ -	\$ -	\$ -	\$ -	\$ -	0.0%	\$ -	\$ -	0.0%	
Charges for Services	\$ 1,200,140	\$ -	\$ -	\$ -	\$ -	\$ -	0.0%	\$ -	\$ -	0.0%	
34470 - Court Security Fees	\$ 1,200,140	\$ -	\$ -	\$ -	\$ -	\$ -	0.0%	\$ -	\$ -	0.0%	
262 AJF Medical Cost	\$ 25,566	\$ 19,346	\$ 26,811	\$ 32,527	\$ 29,074	\$ 25,040	116.1%	\$ 4,689	\$ 25,040	18.7%	
Revenue	\$ 25,566	\$ 19,346	\$ 26,811	\$ 32,527	\$ 29,074	\$ 25,040	116.1%	\$ 4,689	\$ 25,040	18.7%	
Interest Revenue	\$ 691	\$ 368	\$ (76)	\$ (530)	\$ 1,542	\$ 40	3,854.9%	\$ -	\$ 40	0.0%	
38000 - Investment Income	\$ 691	\$ 368	\$ (76)	\$ (530)	\$ 1,542	\$ 40	3,854.9%	\$ -	\$ 40	0.0%	
Transfers In	\$ -	\$ -	\$ -	\$ 2,800	\$ -	\$ -	0.0%	\$ -	\$ -	0.0%	
39000 - Transfer From Other Funds	\$ -	\$ -	\$ -	\$ 2,800	\$ -	\$ -	0.0%	\$ -	\$ -	0.0%	
Charges for Services	\$ 24,875	\$ 18,977	\$ 26,888	\$ 30,257	\$ 27,532	\$ 25,000	110.1%	\$ 4,689	\$ 25,000	18.8%	
34460 - Arrestee Medical Cost Fees	\$ 24,875	\$ 18,977	\$ 26,888	\$ 30,257	\$ 27,532	\$ 25,000	110.1%	\$ 4,689	\$ 25,000	18.8%	
263 Sheriff Civil Operations	\$ 152,473	\$ 307,541	\$ 108,914	\$ 141,603	\$ 96	\$ 20,000	0.5%	\$ -	\$ 20,000	0.0%	
Revenue	\$ 152,473	\$ 307,541	\$ 108,914	\$ 141,603	\$ 96	\$ 20,000	0.5%	\$ -	\$ 20,000	0.0%	
Interest Revenue	\$ -	\$ -	\$ -	\$ -	\$ 96	\$ -	0.0%	\$ -	\$ -	0.0%	
38000 - Investment Income	\$ -	\$ -	\$ -	\$ -	\$ 96	\$ -	0.0%	\$ -	\$ -	0.0%	
Other	\$ 26,633	\$ 28,457	\$ 27,035	\$ 30,691	\$ -	\$ 20,000	0.0%	\$ -	\$ 20,000	0.0%	
38520 - General Donations	\$ 5,525	\$ -	\$ 4,087	\$ 7,863	\$ -	\$ -	0.0%	\$ -	\$ -	0.0%	
38530 - Auction Sales	\$ 7,460	\$ -	\$ -	\$ -	\$ -	\$ -	0.0%	\$ -	\$ -	0.0%	
38900 - Miscellaneous Other	\$ 13,649	\$ 28,457	\$ 22,948	\$ 22,829	\$ -	\$ 20,000	0.0%	\$ -	\$ 20,000	0.0%	
Transfers In	\$ 44,000	\$ -	\$ 4,300	\$ -	\$ -	\$ -	0.0%	\$ -	\$ -	0.0%	
39000 - Transfer From Other Funds	\$ 44,000	\$ -	\$ 4,300	\$ -	\$ -	\$ -	0.0%	\$ -	\$ -	0.0%	
Charges for Services	\$ 81,839	\$ 73,284	\$ 79,044	\$ 86,708	\$ -	\$ -	0.0%	\$ -	\$ -	0.0%	
34360 - Net Civil Processing Fees	\$ -	\$ -	\$ 14,808	\$ 64,845	\$ -	\$ -	0.0%	\$ -	\$ -	0.0%	
34365 - Failure to Appear Fee	\$ 73,727	\$ 65,831	\$ 61,254	\$ 20,271	\$ -	\$ -	0.0%	\$ -	\$ -	0.0%	
35210 - Electronic Citation Fee	\$ 8,113	\$ 7,453	\$ 2,983	\$ 1,592	\$ -	\$ -	0.0%	\$ -	\$ -	0.0%	
Fines	\$ -	\$ -	\$ (1,465)	\$ 24,203	\$ -	\$ -	0.0%	\$ -	\$ -	0.0%	
36020 - Drug Fines	\$ -	\$ -	\$ (1,465)	\$ 24,203	\$ -	\$ -	0.0%	\$ -	\$ -	0.0%	
Proceeds from Sale of Property	\$ -	\$ 205,800	\$ -	\$ -	\$ -	\$ -	0.0%	\$ -	\$ -	0.0%	
38700 - Proceeds from Sale of Property	\$ -	\$ 205,800	\$ -	\$ -	\$ -	\$ -	0.0%	\$ -	\$ -	0.0%	
264 Cannabis Regulation - Local	\$ -	\$ 35,087	\$ 83,523	\$ 98,261	\$ 92,844	\$ 90,090	103.1%	\$ 16,135	\$ 90,090	17.9%	

Committee Revenue Budget Report - by Account Detail
Through February 29, 2024 (25.0% YTD)
***2019, 2020, 2021, 2022 Actual Full Fiscal Year, **2023 DRAFT**

Department / Fund / Account Classification	2019 Actual Amount*	2020 Actual Amount*	2021 Actual Amount*	2022 Actual Amount*	2023 Actual Amount**	2023 Adopted Budget	2023 YTD% Actual/Budget	2024 Actual Amount	2024 Adopted Budget	2024 YTD% Actual/Budget	2019 - 2024 Trend
Revenue	\$ -	\$ 35,087	\$ 83,523	\$ 98,261	\$ 92,844	\$ 90,090	103.1%	\$ 16,135	\$ 90,090	17.9%	
Interest Revenue	\$ -	\$ 142	\$ (33)	\$ (786)	\$ 1,142	\$ 90	1,269.1%	\$ -	\$ 90	0.0%	
38000 - Investment Income	\$ -	\$ 142	\$ (33)	\$ (786)	\$ 1,142	\$ 90	1,269.1%	\$ -	\$ 90	0.0%	
Other	\$ -	\$ -	\$ -	\$ -	\$ -	\$ -	0.0%	\$ -	\$ -	0.0%	
39900 - Fund Balance Utilization	\$ -	\$ -	\$ -	\$ -	\$ -	\$ -	0.0%	\$ -	\$ -	0.0%	
Other Taxes	\$ -	\$ 34,945	\$ 83,556	\$ 99,047	\$ 91,702	\$ 90,000	101.9%	\$ 16,135	\$ 90,000	17.9%	
30185 - Cannabis Regulation Tax	\$ -	\$ 34,945	\$ 83,556	\$ 99,047	\$ 91,702	\$ 90,000	101.9%	\$ 16,135	\$ 90,000	17.9%	
265 Sheriff DEF Federal - Treasury	\$ -	\$ -	\$ 149,749	\$ 256,680	\$ 127,712	\$ 50,000	255.4%	\$ -	\$ 50,000	0.0%	
Revenue	\$ -	\$ -	\$ 149,749	\$ 256,680	\$ 127,712	\$ 50,000	255.4%	\$ -	\$ 50,000	0.0%	
Interest Revenue	\$ -	\$ -	\$ 4	\$ (611)	\$ 1,210	\$ -	0.0%	\$ -	\$ -	0.0%	
38000 - Investment Income	\$ -	\$ -	\$ 4	\$ (611)	\$ 1,210	\$ -	0.0%	\$ -	\$ -	0.0%	
Other	\$ -	\$ -	\$ 12,902	\$ 57	\$ -	\$ -	0.0%	\$ -	\$ -	0.0%	
38900 - Miscellaneous Other	\$ -	\$ -	\$ -	\$ 57	\$ -	\$ -	0.0%	\$ -	\$ -	0.0%	
38990 - Move from Agency Fund	\$ -	\$ -	\$ 12,902	\$ -	\$ -	\$ -	0.0%	\$ -	\$ -	0.0%	
39900 - Fund Balance Utilization	\$ -	\$ -	\$ -	\$ -	\$ -	\$ -	0.0%	\$ -	\$ -	0.0%	
Grants	\$ -	\$ -	\$ 136,843	\$ 257,234	\$ 126,502	\$ 50,000	253.0%	\$ -	\$ 50,000	0.0%	
32226 - Equitable Sharing Program-DEF Federal Treasury Grant	\$ -	\$ -	\$ 136,843	\$ 257,234	\$ 126,502	\$ 50,000	253.0%	\$ -	\$ 50,000	0.0%	
351 Kane Kares	\$ -	\$ -	\$ -	\$ -	\$ -	\$ -	0.0%	\$ -	\$ -	0.0%	
Revenue	\$ -	\$ -	\$ -	\$ -	\$ -	\$ -	0.0%	\$ -	\$ -	0.0%	
Other	\$ -	\$ -	\$ -	\$ -	\$ -	\$ -	0.0%	\$ -	\$ -	0.0%	
38520 - General Donations	\$ -	\$ -	\$ -	\$ -	\$ -	\$ -	0.0%	\$ -	\$ -	0.0%	
Reimbursements	\$ -	\$ -	\$ -	\$ -	\$ -	\$ -	0.0%	\$ -	\$ -	0.0%	
37900 - Miscellaneous Reimbursement	\$ -	\$ -	\$ -	\$ -	\$ -	\$ -	0.0%	\$ -	\$ -	0.0%	
702 Sheriff's Detail Escrow	\$ -	\$ -	\$ 40,195	\$ 13,361	\$ 23,160	\$ 35,000	66.2%	\$ 4,813	\$ 200,000	2.4%	
Revenue	\$ -	\$ -	\$ 40,195	\$ 13,361	\$ 23,160	\$ 35,000	66.2%	\$ 4,813	\$ 200,000	2.4%	
Interest Revenue	\$ -	\$ -	\$ -	\$ -	\$ (3,515)	\$ -	0.0%	\$ -	\$ -	0.0%	
38000 - Investment Income	\$ -	\$ -	\$ -	\$ -	\$ (3,515)	\$ -	0.0%	\$ -	\$ -	0.0%	
Other	\$ -	\$ -	\$ -	\$ -	\$ -	\$ -	0.0%	\$ -	\$ -	0.0%	
39900 - Fund Balance Utilization	\$ -	\$ -	\$ -	\$ -	\$ -	\$ -	0.0%	\$ -	\$ -	0.0%	
Charges for Services	\$ -	\$ -	\$ 40,195	\$ 13,361	\$ 26,675	\$ 35,000	76.2%	\$ 4,813	\$ 200,000	2.4%	
34350 - Detail Fees	\$ -	\$ -	\$ 40,195	\$ 13,361	\$ 26,675	\$ 35,000	76.2%	\$ 4,813	\$ 200,000	2.4%	
Grand Total	\$ 5,992,778	\$ 3,334,753	\$ 3,834,704	\$ 7,586,320	\$ 4,120,477	\$ 4,812,908	74.8%	\$ 819,628	\$ 4,381,752	18.7%	

Committee Expense Budget Report - by Account Detail
Through February 29, 2024 (25.0% YTD, 23.08% Payroll Expense through Pay Period Ending 2/17/2024)
***2019, 2020, 2021, 2022 Actual Full Fiscal Year, **2023 DRAFT**

Department / Fund / Account Classification	2019 Actual Amount*	2020 Actual Amount*	2021 Actual Amount*	2022 Actual Amount*	2023 Actual Amount**	2023 Adopted Budget	2023 YTD% Actual/Budget	2024 Actual Amount	2024 Adopted Budget	2024 YTD% Actual/Budget	2019 - 2024 Trend
380 Sheriff	\$ 33,527,333	\$ 17,166,076	\$ 26,125,505	\$ 26,851,767	\$ 43,359,010	\$ 41,673,555	104.0%	\$ 7,139,979	\$ 33,797,395	21.1%	
001 General Fund	\$ 29,437,731	\$ 15,924,446	\$ 24,789,783	\$ 25,285,501	\$ 41,043,918	\$ 40,018,803	104.3%	\$ 7,077,975	\$ 31,983,799	22.1%	
Expenses	\$ 29,437,731	\$ 15,924,446	\$ 24,789,783	\$ 25,285,501	\$ 41,043,918	\$ 40,018,803	104.3%	\$ 7,077,975	\$ 31,983,799	22.1%	
Personnel Services- Salaries & Wages	\$ 21,241,949	\$ 8,878,785	\$ 16,583,038	\$ 16,302,651	\$ 27,893,256	\$ 27,480,309	103.1%	\$ 6,113,326	\$ 25,759,261	23.7%	
40000 - Salaries and Wages	\$ 19,440,940	\$ 21,527,004	\$ 21,989,608	\$ 24,449,848	\$ 25,608,062	\$ 25,559,733	102.1%	\$ 5,715,314	\$ 24,369,836	23.5%	
40002 - Non-Union Wage Increase	\$ -	\$ -	\$ -	\$ -	\$ -	\$ 106,651	0.0%	\$ -	\$ 1	0.0%	
40006 - Union Wage Increase	\$ -	\$ -	\$ -	\$ -	\$ -	\$ -	0.0%	\$ -	\$ 579,344	0.0%	
40009 - Salaries and Wages Subsidy	\$ -	\$ (14,167,422)	\$ (6,664,336)	\$ (10,050,114)	\$ -	\$ -	0.0%	\$ -	\$ -	0.0%	
40200 - Overtime Salaries	\$ 1,472,713	\$ 1,767,866	\$ 1,534,530	\$ 1,320,520	\$ 1,855,514	\$ 1,293,065	135.3%	\$ 321,866	\$ 1,289,220	25.0%	
40209 - Overtime Subsidy	\$ -	\$ (585,197)	\$ (578,710)	\$ -	\$ -	\$ -	0.0%	\$ -	\$ -	0.0%	
40310 - Bond Call	\$ 3,685	\$ 11,464	\$ 9,288	\$ 7,716	\$ 6,425	\$ 24,000	26.8%	\$ -	\$ 24,000	0.0%	
40320 - Merit Employee Longevity	\$ 324,611	\$ 325,070	\$ 292,658	\$ 574,680	\$ 423,256	\$ 496,860	85.2%	\$ 76,146	\$ 496,860	15.3%	
40400 - Reduction in Budget Request - Salaries	\$ -	\$ -	\$ -	\$ -	\$ -	\$ -	0.0%	\$ -	\$ (1,000,000)	0.0%	
Personnel Services- Employee Benefits	\$ 3,771,090	\$ 2,142,843	\$ 2,871,210	\$ 2,669,001	\$ 4,705,950	\$ 5,360,856	89.6%	\$ -	\$ 379,100	0.0%	
45000 - Healthcare Contribution	\$ 3,350,104	\$ 3,522,701	\$ 3,428,085	\$ 3,797,777	\$ 4,268,658	\$ 4,854,553	89.9%	\$ -	\$ -	0.0%	
45009 - Healthcare Subsidy	\$ -	\$ (1,763,201)	\$ (946,855)	\$ (1,514,662)	\$ -	\$ -	0.0%	\$ -	\$ -	0.0%	
45010 - Dental Contribution	\$ 106,122	\$ 106,651	\$ 111,408	\$ 112,368	\$ 115,817	\$ 127,203	92.5%	\$ -	\$ -	0.0%	
45019 - Dental Subsidy	\$ -	\$ (57,704)	\$ (30,158)	\$ (45,332)	\$ -	\$ -	0.0%	\$ -	\$ -	0.0%	
45100 - FICA/SS Contribution	\$ -	\$ -	\$ -	\$ -	\$ -	\$ -	0.0%	\$ -	\$ -	0.0%	
45400 - Uniform Allowance	\$ 314,863	\$ 334,396	\$ 308,729	\$ 318,850	\$ 321,475	\$ 379,100	84.8%	\$ -	\$ 379,100	0.0%	
Contractual Services	\$ 2,880,440	\$ 3,144,446	\$ 3,088,663	\$ 3,765,678	\$ 6,186,134	\$ 5,154,770	121.6%	\$ 583,718	\$ 3,913,910	14.9%	
50080 - Adult Prisoner Board and Care	\$ 1,680	\$ -	\$ 8,540	\$ 11,550	\$ -	\$ -	0.0%	\$ -	\$ -	0.0%	
50150 - Contractual/Consulting Services	\$ 19,967	\$ 198,939	\$ 80,768	\$ 201,127	\$ 170,231	\$ 113,920	191.4%	\$ 81,881	\$ 113,920	71.9%	
50210 - Medical/Dental/Hospital Services	\$ 2,406,742	\$ 2,496,034	\$ 2,456,459	\$ 2,967,699	\$ 5,232,236	\$ 4,515,000	115.9%	\$ 359,285	\$ 3,315,000	10.8%	
50235 - Public Health Services - Coronavirus	\$ -	\$ -	\$ -	\$ 77,534	\$ -	\$ -	0.0%	\$ -	\$ -	0.0%	
50290 - Investigations	\$ 9,651	\$ 14,732	\$ 46,401	\$ 12,915	\$ 9,276	\$ -	0.0%	\$ -	\$ -	0.0%	
50300 - Extradition Costs	\$ 15,461	\$ 400	\$ 98	\$ 25,522	\$ 64,376	\$ 30,000	214.6%	\$ 3,408	\$ 30,000	11.4%	
50340 - Software Licensing Cost	\$ 13,518	\$ -	\$ 5,185	\$ -	\$ 1,299	\$ -	0.0%	\$ -	\$ -	0.0%	
50360 - Drug Testing and Lab Services	\$ -	\$ 65	\$ -	\$ -	\$ -	\$ -	0.0%	\$ -	\$ -	0.0%	
52000 - Disposal and Water Softener Svcs	\$ 22,499	\$ 22,514	\$ 25,352	\$ 24,544	\$ 23,511	\$ 21,290	110.4%	\$ -	\$ 21,290	0.0%	
52130 - Repairs and Maint- Computers	\$ 81	\$ 17	\$ -	\$ -	\$ -	\$ -	0.0%	\$ -	\$ -	0.0%	
52140 - Repairs and Maint- Copiers	\$ 9,938	\$ 9,054	\$ 13,102	\$ 9,492	\$ 16,917	\$ 11,000	153.8%	\$ 1,248	\$ 11,000	11.3%	
52150 - Repairs and Maint- Comm Equip	\$ 9,314	\$ 20,746	\$ 9,773	\$ 17,140	\$ 98,000	\$ 33,200	413.5%	\$ 1,773	\$ 23,700	7.5%	
52160 - Repairs and Maint- Equipment	\$ 36,177	\$ 131,456	\$ 33,099	\$ 18,778	\$ 66,441	\$ 65,925	107.2%	\$ 3,196	\$ 62,000	5.2%	
52190 - Equipment Rental	\$ 2,540	\$ 2,619	\$ 2,318	\$ -	\$ -	\$ -	0.0%	\$ -	\$ -	0.0%	
52230 - Repairs and Maint- Vehicles	\$ 185,355	\$ 133,240	\$ 166,177	\$ 150,126	\$ 201,919	\$ 177,090	122.4%	\$ 49,475	\$ 165,000	30.0%	
53100 - Conferences and Meetings	\$ 6,865	\$ 2,963	\$ 6,376	\$ 237	\$ 244	\$ 1,450	24.4%	\$ -	\$ 1,000	0.0%	
53110 - Employee Training	\$ 134,989	\$ 78,076	\$ 200,080	\$ 217,322	\$ 288,696	\$ 165,785	180.4%	\$ 79,993	\$ 160,000	50.0%	
53120 - Employee Mileage Expense	\$ 42	\$ -	\$ -	\$ -	\$ -	\$ 1,000	0.0%	\$ -	\$ 1,000	0.0%	
53130 - General Association Dues	\$ 2,104	\$ 2,501	\$ 2,712	\$ -	\$ 150	\$ 450	0.0%	\$ -	\$ -	0.0%	
53150 - Pre-Employ Drug Testing and Labs	\$ 661	\$ 4,647	\$ 7,087	\$ 15,512	\$ 5,161	\$ 5,000	103.2%	\$ -	\$ 5,000	0.0%	
53160 - Pre-Employment Physicals	\$ 300	\$ 4,973	\$ 8,006	\$ 8,729	\$ 7,271	\$ 5,000	145.4%	\$ 3,458	\$ 5,000	69.2%	
55000 - Miscellaneous Contractual Exp	\$ 2,556	\$ 21,469	\$ 17,129	\$ 7,452	\$ 405	\$ 8,660	0.0%	\$ -	\$ -	0.0%	
Commodities	\$ 1,395,253	\$ 1,629,330	\$ 1,836,068	\$ 1,832,253	\$ 2,252,752	\$ 2,017,042	116.6%	\$ 380,931	\$ 1,931,528	19.7%	
60000 - Office Supplies	\$ 16,767	\$ 18,228	\$ 15,269	\$ 8,292	\$ 13,742	\$ 23,475	88.4%	\$ 1,033	\$ 15,550	6.6%	
60010 - Operating Supplies	\$ 246,223	\$ 411,667	\$ 321,392	\$ 233,497	\$ 329,805	\$ 211,289	187.8%	\$ 84,340	\$ 175,590	48.0%	
60020 - Computer Related Supplies	\$ -	\$ -	\$ 140	\$ 17,806	\$ -	\$ 11,150	0.0%	\$ -	\$ -	0.0%	
60070 - Computer Hardware- Non Capital	\$ -	\$ 1,195	\$ -	\$ -	\$ -	\$ -	0.0%	\$ -	\$ -	0.0%	
60080 - Employee Recognition Supplies	\$ 1,430	\$ 171	\$ 306	\$ -	\$ -	\$ 1,500	0.0%	\$ -	\$ 1,500	0.0%	
60180 - S.W.A.T. Supplies	\$ 3,607	\$ 44,569	\$ 122,812	\$ 44,844	\$ 121,042	\$ 50,000	242.1%	\$ 3,270	\$ 50,000	6.5%	
60190 - Bomb Squad Supplies	\$ 61	\$ 51,598	\$ 28,907	\$ 52,873	\$ 49,839	\$ 50,000	99.7%	\$ 12,609	\$ 50,000	25.2%	
60210 - Uniform Supplies	\$ 39,634	\$ 58,424	\$ 78,851	\$ 82,312	\$ 88,746	\$ 87,910	126.8%	\$ 9,899	\$ 70,000	14.1%	

Committee Expense Budget Report - by Account Detail
Through February 29, 2024 (25.0% YTD, 23.08% Payroll Expense through Pay Period Ending 2/17/2024)
***2019, 2020, 2021, 2022 Actual Full Fiscal Year, **2023 DRAFT**

Department / Fund / Account Classification	2019 Actual Amount*	2020 Actual Amount*	2021 Actual Amount*	2022 Actual Amount*	2023 Actual Amount**	2023 Adopted Budget	2023 YTD% Actual/Budget	2024 Actual Amount	2024 Adopted Budget	2024 YTD% Actual/Budget	2019 - 2024 Trend
60220 - Weapons and Ammunition	\$ 59,082	\$ 62,441	\$ 119,650	\$ 68,156	\$ 93,870	\$ 70,000	134.1%	\$ 12,473	\$ 70,000	17.8%	
60230 - Food	\$ 712,301	\$ 668,576	\$ 738,624	\$ 677,382	\$ 1,025,873	\$ 1,067,188	96.1%	\$ 180,086	\$ 1,067,188	16.9%	
60240 - Clothing Supplies	\$ 27,717	\$ 22,743	\$ 27,229	\$ 25,083	\$ 24,951	\$ 25,000	99.8%	\$ 1,172	\$ 25,000	4.7%	
60250 - Medical Supplies and Drugs	\$ -	\$ 190	\$ -	\$ 445	\$ -	\$ 1,200	0.0%	\$ -	\$ 1,200	0.0%	
60265 - Public Health Commodities - Coronavirus	\$ -	\$ -	\$ 5,610	\$ 54,572	\$ 3,049	\$ -	0.0%	\$ -	\$ -	0.0%	
60590 - Communication Equip - Non-Capital	\$ -	\$ -	\$ -	\$ -	\$ -	\$ 12,830	0.0%	\$ -	\$ -	0.0%	
63040 - Fuel- Vehicles	\$ 283,512	\$ 284,403	\$ 372,126	\$ 560,649	\$ 496,799	\$ 400,000	124.2%	\$ 76,048	\$ 400,000	19.0%	
64000 - Telephone	\$ 4,918	\$ 5,124	\$ 5,151	\$ 6,341	\$ 5,036	\$ 5,500	91.6%	\$ -	\$ 5,500	0.0%	
Capital	\$ 149,000	\$ 129,041	\$ -	\$ -	\$ -	\$ -	0.0%	\$ -	\$ -	0.0%	
70000 - Computers	\$ -	\$ -	\$ -	\$ -	\$ -	\$ -	0.0%	\$ -	\$ -	0.0%	
70040 - Mobile Data Units	\$ -	\$ -	\$ -	\$ -	\$ -	\$ -	0.0%	\$ -	\$ -	0.0%	
70050 - Printers	\$ -	\$ -	\$ -	\$ -	\$ -	\$ -	0.0%	\$ -	\$ -	0.0%	
70070 - Automotive Equipment	\$ -	\$ 19,000	\$ -	\$ -	\$ -	\$ -	0.0%	\$ -	\$ -	0.0%	
70090 - Office Equipment	\$ -	\$ -	\$ -	\$ -	\$ -	\$ -	0.0%	\$ -	\$ -	0.0%	
70120 - Special Purpose Equipment	\$ 149,000	\$ -	\$ -	\$ -	\$ -	\$ -	0.0%	\$ -	\$ -	0.0%	
72010 - Building Improvements	\$ -	\$ 110,041	\$ -	\$ -	\$ -	\$ -	0.0%	\$ -	\$ -	0.0%	
Transfers Out	\$ -	\$ -	\$ 410,804	\$ 715,920	\$ 5,826	\$ 5,826	100.0%	\$ -	\$ -	0.0%	
99000 - Transfer To Other Funds	\$ -	\$ -	\$ 250,000	\$ -	\$ -	\$ -	0.0%	\$ -	\$ -	0.0%	
99001 - Transfer to Fund 001	\$ -	\$ -	\$ -	\$ -	\$ 5,826	\$ 5,826	100.0%	\$ -	\$ -	0.0%	
99128 - Transfer to Fund 128	\$ -	\$ -	\$ -	\$ 715,920	\$ -	\$ -	0.0%	\$ -	\$ -	0.0%	
99200 - Transfer to Fund 200	\$ -	\$ -	\$ -	\$ -	\$ -	\$ -	0.0%	\$ -	\$ -	0.0%	
99500 - Transfer to Fund 500	\$ -	\$ -	\$ 160,804	\$ -	\$ -	\$ -	0.0%	\$ -	\$ -	0.0%	
128 Sheriff's Vehicle & Equipment	\$ -	\$ -	\$ -	\$ 73,817	\$ 1,715,667	\$ 648,222	125.8%	\$ -	\$ 648,222	0.0%	
Expenses	\$ -	\$ -	\$ -	\$ 73,817	\$ 1,715,667	\$ 648,222	125.8%	\$ -	\$ 648,222	0.0%	
Contractual Services	\$ -	\$ -	\$ -	\$ -	\$ 184,195	\$ 148,222	124.3%	\$ -	\$ 148,222	0.0%	
52220 - Equipment Lease	\$ -	\$ -	\$ -	\$ -	\$ 184,195	\$ 148,222	124.3%	\$ -	\$ 148,222	0.0%	
Capital	\$ -	\$ -	\$ -	\$ 73,817	\$ 1,531,471	\$ 500,000	126.0%	\$ -	\$ 500,000	0.0%	
70070 - Automotive Equipment	\$ -	\$ -	\$ -	\$ 73,817	\$ 1,531,471	\$ 500,000	126.0%	\$ -	\$ 500,000	0.0%	
Contingency and Other	\$ -	\$ -	\$ -	\$ -	\$ -	\$ -	0.0%	\$ -	\$ -	0.0%	
89000 - Addition to Fund Balance	\$ -	\$ -	\$ -	\$ -	\$ -	\$ -	0.0%	\$ -	\$ -	0.0%	
247 EMA Volunteer Fund	\$ 3,424	\$ 2,675	\$ 880	\$ 5,260	\$ 1,134	\$ 3,200	0.0%	\$ -	\$ -	0.0%	
Expenses	\$ 3,424	\$ 2,675	\$ 880	\$ 5,260	\$ 1,134	\$ 3,200	0.0%	\$ -	\$ -	0.0%	
Contractual Services	\$ 861	\$ 968	\$ -	\$ 538	\$ 1,134	\$ 2,200	0.0%	\$ -	\$ -	0.0%	
55000 - Miscellaneous Contractual Exp	\$ 861	\$ 968	\$ -	\$ 538	\$ 1,134	\$ 2,200	0.0%	\$ -	\$ -	0.0%	
Commodities	\$ 2,563	\$ 1,707	\$ 880	\$ 4,722	\$ -	\$ 600	0.0%	\$ -	\$ -	0.0%	
60010 - Operating Supplies	\$ 2,563	\$ 1,707	\$ 880	\$ 4,722	\$ -	\$ 600	0.0%	\$ -	\$ -	0.0%	
Contingency and Other	\$ -	\$ -	\$ -	\$ -	\$ -	\$ 400	0.0%	\$ -	\$ -	0.0%	
89000 - Addition to Fund Balance	\$ -	\$ -	\$ -	\$ -	\$ -	\$ 400	0.0%	\$ -	\$ -	0.0%	
248 KC Emergency Planning	\$ 1,954	\$ 5,290	\$ -	\$ -	\$ -	\$ 4,000	0.0%	\$ -	\$ -	0.0%	
Expenses	\$ 1,954	\$ 5,290	\$ -	\$ -	\$ -	\$ 4,000	0.0%	\$ -	\$ -	0.0%	
Contractual Services	\$ 940	\$ 5,057	\$ -	\$ -	\$ -	\$ 3,000	0.0%	\$ -	\$ -	0.0%	
53070 - Legal Printing	\$ -	\$ -	\$ -	\$ -	\$ -	\$ -	0.0%	\$ -	\$ -	0.0%	
55000 - Miscellaneous Contractual Exp	\$ 940	\$ 5,057	\$ -	\$ -	\$ -	\$ 3,000	0.0%	\$ -	\$ -	0.0%	
Commodities	\$ 1,014	\$ 233	\$ -	\$ -	\$ -	\$ 850	0.0%	\$ -	\$ -	0.0%	
60000 - Office Supplies	\$ 102	\$ -	\$ -	\$ -	\$ -	\$ 50	0.0%	\$ -	\$ -	0.0%	
60010 - Operating Supplies	\$ 628	\$ -	\$ -	\$ -	\$ -	\$ 475	0.0%	\$ -	\$ -	0.0%	
65000 - Miscellaneous Supplies	\$ 284	\$ 233	\$ -	\$ -	\$ -	\$ 325	0.0%	\$ -	\$ -	0.0%	
Contingency and Other	\$ -	\$ -	\$ -	\$ -	\$ -	\$ 150	0.0%	\$ -	\$ -	0.0%	
89000 - Addition to Fund Balance	\$ -	\$ -	\$ -	\$ -	\$ -	\$ 150	0.0%	\$ -	\$ -	0.0%	

Committee Expense Budget Report - by Account Detail
Through February 29, 2024 (25.0% YTD, 23.08% Payroll Expense through Pay Period Ending 2/17/2024)
***2019, 2020, 2021, 2022 Actual Full Fiscal Year, **2023 DRAFT**

Department / Fund / Account Classification	2019 Actual Amount*	2020 Actual Amount*	2021 Actual Amount*	2022 Actual Amount*	2023 Actual Amount**	2023 Adopted Budget	2023 YTD% Actual/Budget	2024 Actual Amount	2024 Adopted Budget	2024 YTD% Actual/Budget	2019 - 2024 Trend
249 Bomb Squad SWAT	\$ 22,747	\$ 9,369	\$ 21,930	\$ 23,165	\$ -	\$ 5,000	0.0%	\$ -	\$ 5,000	0.0%	
Expenses	\$ 22,747	\$ 9,369	\$ 21,930	\$ 23,165	\$ -	\$ 5,000	0.0%	\$ -	\$ 5,000	0.0%	
Contractual Services	\$ 7,295	\$ 3,294	\$ 1,758	\$ -	\$ -	\$ 2,500	0.0%	\$ -	\$ 2,500	0.0%	
50150 - Contractual/Consulting Services	\$ 7,295	\$ 1,313	\$ -	\$ -	\$ -	\$ 2,500	0.0%	\$ -	\$ 2,500	0.0%	
53100 - Conferences and Meetings	\$ -	\$ 61	\$ 1,758	\$ -	\$ -	\$ -	0.0%	\$ -	\$ -	0.0%	
53115 - Law Enforcement Training	\$ -	\$ 420	\$ -	\$ -	\$ -	\$ -	0.0%	\$ -	\$ -	0.0%	
55015 - General Donations	\$ -	\$ 1,500	\$ -	\$ -	\$ -	\$ -	0.0%	\$ -	\$ -	0.0%	
Commodities	\$ 15,452	\$ 6,076	\$ 20,172	\$ 23,165	\$ -	\$ 2,500	0.0%	\$ -	\$ 2,500	0.0%	
65000 - Miscellaneous Supplies	\$ 15,452	\$ 6,076	\$ 20,172	\$ 23,165	\$ -	\$ 2,500	0.0%	\$ -	\$ 2,500	0.0%	
Contingency and Other	\$ -	\$ -	\$ -	\$ -	\$ -	\$ -	0.0%	\$ -	\$ -	0.0%	
89000 - Addition to Fund Balance	\$ -	\$ -	\$ -	\$ -	\$ -	\$ -	0.0%	\$ -	\$ -	0.0%	
Transfers Out	\$ -	\$ -	\$ -	\$ -	\$ -	\$ -	0.0%	\$ -	\$ -	0.0%	
99000 - Transfer To Other Funds	\$ -	\$ -	\$ -	\$ -	\$ -	\$ -	0.0%	\$ -	\$ -	0.0%	
251 Canteen Commission	\$ 708,646	\$ 503,625	\$ 580,751	\$ 615,279	\$ -	\$ 650,000	0.0%	\$ -	\$ 650,000	0.0%	
Expenses	\$ 708,646	\$ 503,625	\$ 580,751	\$ 615,279	\$ -	\$ 650,000	0.0%	\$ -	\$ 650,000	0.0%	
Contractual Services	\$ 439,024	\$ 371,127	\$ 407,985	\$ 411,273	\$ -	\$ 325,000	0.0%	\$ -	\$ 325,000	0.0%	
50150 - Contractual/Consulting Services	\$ 384,045	\$ 314,824	\$ 359,474	\$ 374,951	\$ -	\$ 325,000	0.0%	\$ -	\$ 325,000	0.0%	
52110 - Repairs and Maint- Buildings	\$ 2,391	\$ -	\$ 1,424	\$ -	\$ -	\$ -	0.0%	\$ -	\$ -	0.0%	
56010 - Bond	\$ 37,850	\$ 46,137	\$ 40,334	\$ 22,443	\$ -	\$ -	0.0%	\$ -	\$ -	0.0%	
56020 - Bond Fee	\$ 1,750	\$ 1,070	\$ 798	\$ 1,400	\$ -	\$ -	0.0%	\$ -	\$ -	0.0%	
56030 - Transportation	\$ 9,960	\$ 6,201	\$ 3,003	\$ 9,532	\$ -	\$ -	0.0%	\$ -	\$ -	0.0%	
63050 - Cable TV	\$ 3,029	\$ 2,895	\$ 2,952	\$ 2,947	\$ -	\$ -	0.0%	\$ -	\$ -	0.0%	
Commodities	\$ 269,621	\$ 124,528	\$ 145,032	\$ 204,006	\$ -	\$ 325,000	0.0%	\$ -	\$ 325,000	0.0%	
60000 - Office Supplies	\$ 14,147	\$ 10,089	\$ 12,487	\$ 14,475	\$ -	\$ -	0.0%	\$ -	\$ -	0.0%	
60040 - Postage	\$ 3,036	\$ 2,335	\$ 3,791	\$ 7,659	\$ -	\$ -	0.0%	\$ -	\$ -	0.0%	
60050 - Books and Subscriptions	\$ 41,293	\$ 18,388	\$ 15,990	\$ 19,608	\$ -	\$ -	0.0%	\$ -	\$ -	0.0%	
60160 - Cleaning Supplies	\$ 1,763	\$ 2,223	\$ 4,214	\$ 750	\$ -	\$ -	0.0%	\$ -	\$ -	0.0%	
60230 - Food	\$ 56,095	\$ 48,197	\$ 40,013	\$ 49,194	\$ -	\$ -	0.0%	\$ -	\$ -	0.0%	
60240 - Clothing Supplies	\$ 46,088	\$ 8,895	\$ 4,900	\$ 3,390	\$ -	\$ -	0.0%	\$ -	\$ -	0.0%	
60570 - Office Furniture - Non-Capital	\$ -	\$ -	\$ 8,218	\$ 6,915	\$ -	\$ -	0.0%	\$ -	\$ -	0.0%	
60580 - Special Purpose Equip - Non-Capital	\$ -	\$ -	\$ 6,424	\$ 2,180	\$ -	\$ -	0.0%	\$ -	\$ -	0.0%	
65000 - Miscellaneous Supplies	\$ 107,199	\$ 34,402	\$ 48,995	\$ 99,837	\$ -	\$ 325,000	0.0%	\$ -	\$ 325,000	0.0%	
Capital	\$ -	\$ 7,969	\$ 27,735	\$ -	\$ -	\$ -	0.0%	\$ -	\$ -	0.0%	
70000 - Computers	\$ -	\$ 7,969	\$ -	\$ -	\$ -	\$ -	0.0%	\$ -	\$ -	0.0%	
70110 - Machinery and Equipment	\$ -	\$ -	\$ 14,735	\$ -	\$ -	\$ -	0.0%	\$ -	\$ -	0.0%	
72010 - Building Improvements	\$ -	\$ -	\$ 13,000	\$ -	\$ -	\$ -	0.0%	\$ -	\$ -	0.0%	
Contingency and Other	\$ -	\$ -	\$ -	\$ -	\$ -	\$ -	0.0%	\$ -	\$ -	0.0%	
89000 - Addition to Fund Balance	\$ -	\$ -	\$ -	\$ -	\$ -	\$ -	0.0%	\$ -	\$ -	0.0%	
252 Sheriff DEF Federal - DOJ	\$ 108,929	\$ 93,866	\$ 14,733	\$ -	\$ 27,994	\$ 10,000	279.9%	\$ -	\$ 11,044	0.0%	
Expenses	\$ 108,929	\$ 93,866	\$ 14,733	\$ -	\$ 27,994	\$ 10,000	279.9%	\$ -	\$ 11,044	0.0%	
Contractual Services	\$ 42,587	\$ 35,221	\$ -	\$ -	\$ 1,069	\$ 10,000	10.7%	\$ -	\$ 10,000	0.0%	
50150 - Contractual/Consulting Services	\$ 41,562	\$ 19,635	\$ -	\$ -	\$ 1,069	\$ 10,000	10.7%	\$ -	\$ 10,000	0.0%	
53110 - Employee Training	\$ 125	\$ 15,586	\$ -	\$ -	\$ -	\$ -	0.0%	\$ -	\$ -	0.0%	
53130 - General Association Dues	\$ 900	\$ -	\$ -	\$ -	\$ -	\$ -	0.0%	\$ -	\$ -	0.0%	
Commodities	\$ 43,773	\$ 58,646	\$ 1,832	\$ -	\$ 26,925	\$ -	0.0%	\$ -	\$ -	0.0%	
60580 - Special Purpose Equip - Non-Capital	\$ 23,708	\$ 35,786	\$ 1,832	\$ -	\$ 26,925	\$ -	0.0%	\$ -	\$ -	0.0%	
65000 - Miscellaneous Supplies	\$ 20,066	\$ 22,860	\$ -	\$ -	\$ -	\$ -	0.0%	\$ -	\$ -	0.0%	
Capital	\$ 22,569	\$ -	\$ -	\$ -	\$ -	\$ -	0.0%	\$ -	\$ -	0.0%	
70070 - Automotive Equipment	\$ 12,000	\$ -	\$ -	\$ -	\$ -	\$ -	0.0%	\$ -	\$ -	0.0%	

Committee Expense Budget Report - by Account Detail
Through February 29, 2024 (25.0% YTD, 23.08% Payroll Expense through Pay Period Ending 2/17/2024)
***2019, 2020, 2021, 2022 Actual Full Fiscal Year, **2023 DRAFT**

Department / Fund / Account Classification	2019 Actual Amount*	2020 Actual Amount*	2021 Actual Amount*	2022 Actual Amount*	2023 Actual Amount**	2023 Adopted Budget	2023 YTD% Actual/Budget	2024 Actual Amount	2024 Adopted Budget	2024 YTD% Actual/Budget	2019 - 2024 Trend
70120 - Special Purpose Equipment	\$ 10,569	\$ -	\$ -	\$ -	\$ -	\$ -	0.0%	\$ -	\$ -	0.0%	
Contingency and Other	\$ -	\$ -	\$ 12,902	\$ -	\$ -	\$ -	0.0%	\$ -	\$ 1,044	0.0%	
88990 - Move to Agency Fund	\$ -	\$ -	\$ 12,902	\$ -	\$ -	\$ -	0.0%	\$ -	\$ -	0.0%	
89000 - Addition to Fund Balance	\$ -	\$ -	\$ -	\$ -	\$ -	\$ -	0.0%	\$ -	\$ 1,044	0.0%	
253 County Sheriff DEF Local	\$ 78,943	\$ 69,842	\$ 186,025	\$ 30,939	\$ -	\$ 20,000	0.0%	\$ -	\$ 20,000	0.0%	
Expenses	\$ 78,943	\$ 69,842	\$ 186,025	\$ 30,939	\$ -	\$ 20,000	0.0%	\$ -	\$ 20,000	0.0%	
Contractual Services	\$ 55,630	\$ 20,130	\$ 111,511	\$ 1,643	\$ -	\$ 20,000	0.0%	\$ -	\$ 20,000	0.0%	
50150 - Contractual/Consulting Services	\$ 54,545	\$ 18,154	\$ 107,837	\$ 432	\$ -	\$ 20,000	0.0%	\$ -	\$ 20,000	0.0%	
53100 - Conferences and Meetings	\$ -	\$ 279	\$ -	\$ -	\$ -	\$ -	0.0%	\$ -	\$ -	0.0%	
53110 - Employee Training	\$ 1,085	\$ 1,397	\$ 3,374	\$ 1,186	\$ -	\$ -	0.0%	\$ -	\$ -	0.0%	
53130 - General Association Dues	\$ -	\$ 300	\$ 300	\$ 25	\$ -	\$ -	0.0%	\$ -	\$ -	0.0%	
Commodities	\$ 23,313	\$ 49,712	\$ 54,072	\$ 29,296	\$ -	\$ -	0.0%	\$ -	\$ -	0.0%	
60050 - Books and Subscriptions	\$ -	\$ -	\$ 1,248	\$ 1,800	\$ -	\$ -	0.0%	\$ -	\$ -	0.0%	
60580 - Special Purpose Equip - Non-Capital	\$ -	\$ -	\$ 34,119	\$ 8,986	\$ -	\$ -	0.0%	\$ -	\$ -	0.0%	
65000 - Miscellaneous Supplies	\$ 23,313	\$ 49,712	\$ 18,705	\$ 18,510	\$ -	\$ -	0.0%	\$ -	\$ -	0.0%	
Contingency and Other	\$ -	\$ -	\$ 20,442	\$ -	\$ -	\$ -	0.0%	\$ -	\$ -	0.0%	
88990 - Move to Agency Fund	\$ -	\$ -	\$ 20,442	\$ -	\$ -	\$ -	0.0%	\$ -	\$ -	0.0%	
Transfers Out	\$ -	\$ -	\$ -	\$ -	\$ -	\$ -	0.0%	\$ -	\$ -	0.0%	
99000 - Transfer To Other Funds	\$ -	\$ -	\$ -	\$ -	\$ -	\$ -	0.0%	\$ -	\$ -	0.0%	
254 FATS	\$ 3,808	\$ 10,467	\$ (447)	\$ 2,577	\$ -	\$ 6,000	0.0%	\$ -	\$ 6,000	0.0%	
Expenses	\$ 3,808	\$ 10,467	\$ (447)	\$ 2,577	\$ -	\$ 6,000	0.0%	\$ -	\$ 6,000	0.0%	
Contractual Services	\$ -	\$ -	\$ -	\$ -	\$ -	\$ 6,000	0.0%	\$ -	\$ 6,000	0.0%	
50150 - Contractual/Consulting Services	\$ -	\$ -	\$ -	\$ -	\$ -	\$ 6,000	0.0%	\$ -	\$ 6,000	0.0%	
Commodities	\$ 3,808	\$ 10,467	\$ (447)	\$ 2,577	\$ -	\$ -	0.0%	\$ -	\$ -	0.0%	
60160 - Cleaning Supplies	\$ 3,698	\$ -	\$ -	\$ -	\$ -	\$ -	0.0%	\$ -	\$ -	0.0%	
65000 - Miscellaneous Supplies	\$ 110	\$ 10,467	\$ (447)	\$ 2,577	\$ -	\$ -	0.0%	\$ -	\$ -	0.0%	
255 K-9 Unit	\$ 76,073	\$ 64,923	\$ 76,194	\$ 48,271	\$ -	\$ 30,000	0.0%	\$ -	\$ 30,000	0.0%	
Expenses	\$ 76,073	\$ 64,923	\$ 76,194	\$ 48,271	\$ -	\$ 30,000	0.0%	\$ -	\$ 30,000	0.0%	
Contractual Services	\$ 26,628	\$ 14,894	\$ 49,234	\$ 21,803	\$ -	\$ 15,000	0.0%	\$ -	\$ 15,000	0.0%	
50150 - Contractual/Consulting Services	\$ 15,611	\$ 13,894	\$ 47,734	\$ 19,511	\$ -	\$ 15,000	0.0%	\$ -	\$ 15,000	0.0%	
53100 - Conferences and Meetings	\$ 11,017	\$ -	\$ -	\$ 1,792	\$ -	\$ -	0.0%	\$ -	\$ -	0.0%	
55015 - General Donations	\$ -	\$ 1,000	\$ 1,500	\$ 500	\$ -	\$ -	0.0%	\$ -	\$ -	0.0%	
Commodities	\$ 12,282	\$ 44,660	\$ 26,961	\$ 26,468	\$ -	\$ 15,000	0.0%	\$ -	\$ 15,000	0.0%	
65000 - Miscellaneous Supplies	\$ 12,282	\$ 44,660	\$ 26,961	\$ 26,468	\$ -	\$ 15,000	0.0%	\$ -	\$ 15,000	0.0%	
Capital	\$ 37,163	\$ 5,369	\$ -	\$ -	\$ -	\$ -	0.0%	\$ -	\$ -	0.0%	
70070 - Automotive Equipment	\$ 37,163	\$ 5,369	\$ -	\$ -	\$ -	\$ -	0.0%	\$ -	\$ -	0.0%	
Contingency and Other	\$ -	\$ -	\$ -	\$ -	\$ -	\$ -	0.0%	\$ -	\$ -	0.0%	
88990 - Move to Agency Fund	\$ -	\$ -	\$ -	\$ -	\$ -	\$ -	0.0%	\$ -	\$ -	0.0%	
89000 - Addition to Fund Balance	\$ -	\$ -	\$ -	\$ -	\$ -	\$ -	0.0%	\$ -	\$ -	0.0%	
256 Vehicle Maintenance/Purchase	\$ 121,814	\$ 9,085	\$ 2,671	\$ 981	\$ -	\$ 1,200	0.0%	\$ -	\$ 1,200	0.0%	
Expenses	\$ 121,814	\$ 9,085	\$ 2,671	\$ 981	\$ -	\$ 1,200	0.0%	\$ -	\$ 1,200	0.0%	
Contractual Services	\$ 500	\$ -	\$ 1,210	\$ -	\$ -	\$ -	0.0%	\$ -	\$ -	0.0%	
50150 - Contractual/Consulting Services	\$ 500	\$ -	\$ 1,210	\$ -	\$ -	\$ -	0.0%	\$ -	\$ -	0.0%	
Commodities	\$ 43,354	\$ 7,516	\$ 1,461	\$ 981	\$ -	\$ 1,200	0.0%	\$ -	\$ 1,200	0.0%	
65000 - Miscellaneous Supplies	\$ 43,354	\$ 7,516	\$ 1,461	\$ 981	\$ -	\$ 1,200	0.0%	\$ -	\$ 1,200	0.0%	
Capital	\$ 33,960	\$ 1,568	\$ -	\$ -	\$ -	\$ -	0.0%	\$ -	\$ -	0.0%	
70070 - Automotive Equipment	\$ 33,960	\$ 1,568	\$ -	\$ -	\$ -	\$ -	0.0%	\$ -	\$ -	0.0%	
Contingency and Other	\$ -	\$ -	\$ -	\$ -	\$ -	\$ -	0.0%	\$ -	\$ -	0.0%	

Committee Expense Budget Report - by Account Detail
Through February 29, 2024 (25.0% YTD, 23.08% Payroll Expense through Pay Period Ending 2/17/2024)
***2019, 2020, 2021, 2022 Actual Full Fiscal Year, **2023 DRAFT**

Department / Fund / Account Classification	2019 Actual Amount*	2020 Actual Amount*	2021 Actual Amount*	2022 Actual Amount*	2023 Actual Amount**	2023 Adopted Budget	2023 YTD% Actual/Budget	2024 Actual Amount	2024 Adopted Budget	2024 YTD% Actual/Budget	2019 - 2024 Trend
89000 - Addition to Fund Balance	\$ -	\$ -	\$ -	\$ -	\$ -	\$ -	0.0%	\$ -	\$ -	0.0%	
Transfers Out	\$ 44,000	\$ -	\$ -	\$ -	\$ -	\$ -	0.0%	\$ -	\$ -	0.0%	
99000 - Transfer To Other Funds	\$ 44,000	\$ -	\$ -	\$ -	\$ -	\$ -	0.0%	\$ -	\$ -	0.0%	
257 Sheriff DUI Fund	\$ 84,684	\$ 75,401	\$ 66,231	\$ 62,724	\$ -	\$ 32,000	0.0%	\$ -	\$ 32,000	0.0%	
Expenses	\$ 84,684	\$ 75,401	\$ 66,231	\$ 62,724	\$ -	\$ 32,000	0.0%	\$ -	\$ 32,000	0.0%	
Contractual Services	\$ 30,100	\$ 38,520	\$ 17,878	\$ 7,648	\$ -	\$ 22,000	0.0%	\$ -	\$ 22,000	0.0%	
50150 - Contractual/Consulting Services	\$ 16,780	\$ 18,540	\$ 7,200	\$ 750	\$ -	\$ 10,000	0.0%	\$ -	\$ 10,000	0.0%	
53100 - Conferences and Meetings	\$ 58	\$ 1,197	\$ 2,196	\$ -	\$ -	\$ -	0.0%	\$ -	\$ -	0.0%	
53115 - Law Enforcement Training	\$ 12,882	\$ 18,032	\$ 8,482	\$ 6,898	\$ -	\$ 12,000	0.0%	\$ -	\$ 12,000	0.0%	
53130 - General Association Dues	\$ 380	\$ 750	\$ -	\$ -	\$ -	\$ -	0.0%	\$ -	\$ -	0.0%	
Commodities	\$ 4,422	\$ 20,039	\$ 48,352	\$ 27,081	\$ -	\$ 10,000	0.0%	\$ -	\$ 10,000	0.0%	
65000 - Miscellaneous Supplies	\$ 4,422	\$ 20,039	\$ 48,352	\$ 27,081	\$ -	\$ 10,000	0.0%	\$ -	\$ 10,000	0.0%	
Capital	\$ 50,162	\$ 16,842	\$ -	\$ 27,995	\$ -	\$ -	0.0%	\$ -	\$ -	0.0%	
70120 - Special Purpose Equipment	\$ 50,162	\$ 16,842	\$ -	\$ 27,995	\$ -	\$ -	0.0%	\$ -	\$ -	0.0%	
Contingency and Other	\$ -	\$ -	\$ -	\$ -	\$ -	\$ -	0.0%	\$ -	\$ -	0.0%	
89000 - Addition to Fund Balance	\$ -	\$ -	\$ -	\$ -	\$ -	\$ -	0.0%	\$ -	\$ -	0.0%	
258 Sheriffs Office Money Laundering	\$ 116,205	\$ 5,846	\$ 7,520	\$ 125	\$ -	\$ 5,000	0.0%	\$ -	\$ 5,000	0.0%	
Expenses	\$ 116,205	\$ 5,846	\$ 7,520	\$ 125	\$ -	\$ 5,000	0.0%	\$ -	\$ 5,000	0.0%	
Contractual Services	\$ 35,083	\$ 855	\$ 3,068	\$ -	\$ -	\$ 5,000	0.0%	\$ -	\$ 5,000	0.0%	
50150 - Contractual/Consulting Services	\$ 35,083	\$ 855	\$ 3,068	\$ -	\$ -	\$ 5,000	0.0%	\$ -	\$ 5,000	0.0%	
Commodities	\$ 81,121	\$ 4,991	\$ 4,452	\$ 125	\$ -	\$ -	0.0%	\$ -	\$ -	0.0%	
60000 - Office Supplies	\$ 918	\$ -	\$ -	\$ -	\$ -	\$ -	0.0%	\$ -	\$ -	0.0%	
60010 - Operating Supplies	\$ 80,203	\$ 4,991	\$ 4,452	\$ 125	\$ -	\$ -	0.0%	\$ -	\$ -	0.0%	
Contingency and Other	\$ -	\$ -	\$ -	\$ -	\$ -	\$ -	0.0%	\$ -	\$ -	0.0%	
89000 - Addition to Fund Balance	\$ -	\$ -	\$ -	\$ -	\$ -	\$ -	0.0%	\$ -	\$ -	0.0%	
259 Transportation Safety Highway HB	\$ -	\$ -	\$ -	\$ -	\$ -	\$ 20,000	0.0%	\$ -	\$ 20,000	0.0%	
Expenses	\$ -	\$ -	\$ -	\$ -	\$ -	\$ 20,000	0.0%	\$ -	\$ 20,000	0.0%	
Personnel Services- Salaries & Wages	\$ -	\$ -	\$ -	\$ -	\$ -	\$ -	0.0%	\$ -	\$ -	0.0%	
40000 - Salaries and Wages	\$ -	\$ -	\$ -	\$ -	\$ -	\$ -	0.0%	\$ -	\$ -	0.0%	
Contingency and Other	\$ -	\$ -	\$ -	\$ -	\$ -	\$ 20,000	0.0%	\$ -	\$ 20,000	0.0%	
89000 - Addition to Fund Balance	\$ -	\$ -	\$ -	\$ -	\$ -	\$ 20,000	0.0%	\$ -	\$ 20,000	0.0%	
260 Court Security	\$ 2,558,952	\$ -	\$ -	\$ -	\$ -	\$ -	0.0%	\$ -	\$ -	0.0%	
Expenses	\$ 2,558,952	\$ -	\$ -	\$ -	\$ -	\$ -	0.0%	\$ -	\$ -	0.0%	
Personnel Services- Salaries & Wages	\$ 943,642	\$ -	\$ -	\$ -	\$ -	\$ -	0.0%	\$ -	\$ -	0.0%	
40000 - Salaries and Wages	\$ 884,516	\$ -	\$ -	\$ -	\$ -	\$ -	0.0%	\$ -	\$ -	0.0%	
40200 - Overtime Salaries	\$ 52,347	\$ -	\$ -	\$ -	\$ -	\$ -	0.0%	\$ -	\$ -	0.0%	
40310 - Bond Call	\$ 6,779	\$ -	\$ -	\$ -	\$ -	\$ -	0.0%	\$ -	\$ -	0.0%	
Personnel Services- Employee Benefits	\$ 318,498	\$ -	\$ -	\$ -	\$ -	\$ -	0.0%	\$ -	\$ -	0.0%	
45000 - Healthcare Contribution	\$ 146,590	\$ -	\$ -	\$ -	\$ -	\$ -	0.0%	\$ -	\$ -	0.0%	
45010 - Dental Contribution	\$ 6,206	\$ -	\$ -	\$ -	\$ -	\$ -	0.0%	\$ -	\$ -	0.0%	
45100 - FICA/SS Contribution	\$ 71,242	\$ -	\$ -	\$ -	\$ -	\$ -	0.0%	\$ -	\$ -	0.0%	
45200 - IMRF Contribution	\$ 66,517	\$ -	\$ -	\$ -	\$ -	\$ -	0.0%	\$ -	\$ -	0.0%	
45400 - Uniform Allowance	\$ 27,944	\$ -	\$ -	\$ -	\$ -	\$ -	0.0%	\$ -	\$ -	0.0%	
Contractual Services	\$ 115,809	\$ -	\$ -	\$ -	\$ -	\$ -	0.0%	\$ -	\$ -	0.0%	
50150 - Contractual/Consulting Services	\$ 10,197	\$ -	\$ -	\$ -	\$ -	\$ -	0.0%	\$ -	\$ -	0.0%	
52150 - Repairs and Maint- Comm Equip	\$ 7,925	\$ -	\$ -	\$ -	\$ -	\$ -	0.0%	\$ -	\$ -	0.0%	
52160 - Repairs and Maint- Equipment	\$ 11,884	\$ -	\$ -	\$ -	\$ -	\$ -	0.0%	\$ -	\$ -	0.0%	
53000 - Liability Insurance	\$ 34,388	\$ -	\$ -	\$ -	\$ -	\$ -	0.0%	\$ -	\$ -	0.0%	

Committee Expense Budget Report - by Account Detail
Through February 29, 2024 (25.0% YTD, 23.08% Payroll Expense through Pay Period Ending 2/17/2024)
***2019, 2020, 2021, 2022 Actual Full Fiscal Year, **2023 DRAFT**

Department / Fund / Account Classification	2019 Actual Amount*	2020 Actual Amount*	2021 Actual Amount*	2022 Actual Amount*	2023 Actual Amount**	2023 Adopted Budget	2023 YTD% Actual/Budget	2024 Actual Amount	2024 Adopted Budget	2024 YTD% Actual/Budget	2019 - 2024 Trend
53010 - Workers Compensation	\$ 45,973	\$ -	\$ -	\$ -	\$ -	\$ -	0.0%	\$ -	\$ -	0.0%	
53020 - Unemployment Claims	\$ 2,023	\$ -	\$ -	\$ -	\$ -	\$ -	0.0%	\$ -	\$ -	0.0%	
53100 - Conferences and Meetings	\$ -	\$ -	\$ -	\$ -	\$ -	\$ -	0.0%	\$ -	\$ -	0.0%	
53110 - Employee Training	\$ 3,162	\$ -	\$ -	\$ -	\$ -	\$ -	0.0%	\$ -	\$ -	0.0%	
53120 - Employee Mileage Expense	\$ 58	\$ -	\$ -	\$ -	\$ -	\$ -	0.0%	\$ -	\$ -	0.0%	
53150 - Pre-Employ Drug Testing and Labs	\$ -	\$ -	\$ -	\$ -	\$ -	\$ -	0.0%	\$ -	\$ -	0.0%	
53160 - Pre-Employment Physicals	\$ 200	\$ -	\$ -	\$ -	\$ -	\$ -	0.0%	\$ -	\$ -	0.0%	
Commodities	\$ 8,598	\$ -	\$ -	\$ -	\$ -	\$ -	0.0%	\$ -	\$ -	0.0%	
60000 - Office Supplies	\$ 856	\$ -	\$ -	\$ -	\$ -	\$ -	0.0%	\$ -	\$ -	0.0%	
60010 - Operating Supplies	\$ 1,125	\$ -	\$ -	\$ -	\$ -	\$ -	0.0%	\$ -	\$ -	0.0%	
60080 - Employee Recognition Supplies	\$ 250	\$ -	\$ -	\$ -	\$ -	\$ -	0.0%	\$ -	\$ -	0.0%	
60220 - Weapons and Ammunition	\$ 6,272	\$ -	\$ -	\$ -	\$ -	\$ -	0.0%	\$ -	\$ -	0.0%	
60250 - Medical Supplies and Drugs	\$ 95	\$ -	\$ -	\$ -	\$ -	\$ -	0.0%	\$ -	\$ -	0.0%	
64000 - Telephone	\$ -	\$ -	\$ -	\$ -	\$ -	\$ -	0.0%	\$ -	\$ -	0.0%	
Transfers Out	\$ 1,172,405	\$ -	\$ -	\$ -	\$ -	\$ -	0.0%	\$ -	\$ -	0.0%	
99000 - Transfer To Other Funds	\$ 1,172,405	\$ -	\$ -	\$ -	\$ -	\$ -	0.0%	\$ -	\$ -	0.0%	
99200 - Transfer to Fund 200	\$ -	\$ -	\$ -	\$ -	\$ -	\$ -	0.0%	\$ -	\$ -	0.0%	
262 AJF Medical Cost	\$ 25,307	\$ 30,735	\$ -	\$ 25,040	\$ 25,040	\$ 25,040	100.0%	\$ -	\$ 25,040	0.0%	
Expenses	\$ 25,307	\$ 30,735	\$ -	\$ 25,040	\$ 25,040	\$ 25,040	100.0%	\$ -	\$ 25,040	0.0%	
Contractual Services	\$ 25,307	\$ 30,735	\$ -	\$ 25,040	\$ 25,040	\$ 25,040	100.0%	\$ -	\$ 25,040	0.0%	
50210 - Medical/Dental/Hospital Services	\$ 25,307	\$ 30,735	\$ -	\$ 25,040	\$ 25,040	\$ 25,040	100.0%	\$ -	\$ 25,040	0.0%	
Contingency and Other	\$ -	\$ -	\$ -	\$ -	\$ -	\$ -	0.0%	\$ -	\$ -	0.0%	
89000 - Addition to Fund Balance	\$ -	\$ -	\$ -	\$ -	\$ -	\$ -	0.0%	\$ -	\$ -	0.0%	
263 Sheriff Civil Operations	\$ 178,116	\$ 350,768	\$ 80,689	\$ 72,408	\$ -	\$ 20,000	0.0%	\$ -	\$ 20,000	0.0%	
Expenses	\$ 178,116	\$ 350,768	\$ 80,689	\$ 72,408	\$ -	\$ 20,000	0.0%	\$ -	\$ 20,000	0.0%	
Contractual Services	\$ 76,058	\$ 50,725	\$ 29,096	\$ 58,259	\$ -	\$ 20,000	0.0%	\$ -	\$ 20,000	0.0%	
53100 - Conferences and Meetings	\$ 1,346	\$ 2,044	\$ (3,652)	\$ 1,301	\$ -	\$ -	0.0%	\$ -	\$ -	0.0%	
53115 - Law Enforcement Training	\$ 41,220	\$ 17,533	\$ 12,408	\$ 4,864	\$ -	\$ -	0.0%	\$ -	\$ -	0.0%	
53120 - Employee Mileage Expense	\$ -	\$ -	\$ 81	\$ -	\$ -	\$ -	0.0%	\$ -	\$ -	0.0%	
53130 - General Association Dues	\$ 940	\$ 3,038	\$ 245	\$ 11,561	\$ -	\$ -	0.0%	\$ -	\$ -	0.0%	
55000 - Miscellaneous Contractual Exp	\$ 14,300	\$ 18,585	\$ 10,320	\$ 33,897	\$ -	\$ 20,000	0.0%	\$ -	\$ 20,000	0.0%	
55015 - General Donations	\$ 18,253	\$ 9,526	\$ 9,694	\$ 6,635	\$ -	\$ -	0.0%	\$ -	\$ -	0.0%	
Commodities	\$ 102,058	\$ 300,043	\$ 51,593	\$ 14,140	\$ -	\$ -	0.0%	\$ -	\$ -	0.0%	
60010 - Operating Supplies	\$ 69,982	\$ 241,323	\$ 3,909	\$ 3,586	\$ -	\$ -	0.0%	\$ -	\$ -	0.0%	
60050 - Books and Subscriptions	\$ -	\$ 113	\$ 2,568	\$ -	\$ -	\$ -	0.0%	\$ -	\$ -	0.0%	
60070 - Computer Hardware- Non Capital	\$ -	\$ -	\$ 169	\$ -	\$ -	\$ -	0.0%	\$ -	\$ -	0.0%	
60080 - Employee Recognition Supplies	\$ 651	\$ 327	\$ 1,000	\$ 98	\$ -	\$ -	0.0%	\$ -	\$ -	0.0%	
60210 - Uniform Supplies	\$ 31,424	\$ 3,850	\$ 1,557	\$ -	\$ -	\$ -	0.0%	\$ -	\$ -	0.0%	
65000 - Miscellaneous Supplies	\$ -	\$ 54,431	\$ 42,391	\$ 10,455	\$ -	\$ -	0.0%	\$ -	\$ -	0.0%	
Contingency and Other	\$ -	\$ -	\$ -	\$ 9	\$ -	\$ -	0.0%	\$ -	\$ -	0.0%	
88990 - Move to Agency Fund	\$ -	\$ -	\$ -	\$ 9	\$ -	\$ -	0.0%	\$ -	\$ -	0.0%	
89000 - Addition to Fund Balance	\$ -	\$ -	\$ -	\$ -	\$ -	\$ -	0.0%	\$ -	\$ -	0.0%	
Transfers Out	\$ -	\$ -	\$ -	\$ -	\$ -	\$ -	0.0%	\$ -	\$ -	0.0%	
99000 - Transfer To Other Funds	\$ -	\$ -	\$ -	\$ -	\$ -	\$ -	0.0%	\$ -	\$ -	0.0%	
264 Cannabis Regulation - Local	\$ -	\$ 9,738	\$ 73,869	\$ 79,523	\$ 129,093	\$ 90,090	143.3%	\$ 10,903	\$ 90,090	12.1%	
Expenses	\$ -	\$ 9,738	\$ 73,869	\$ 79,523	\$ 129,093	\$ 90,090	143.3%	\$ 10,903	\$ 90,090	12.1%	
Contractual Services	\$ -	\$ 7,688	\$ 28,340	\$ 23,811	\$ 49,584	\$ 45,000	110.2%	\$ -	\$ 45,000	0.0%	
50150 - Contractual/Consulting Services	\$ -	\$ 7,688	\$ 28,340	\$ 23,811	\$ 49,584	\$ 45,000	110.2%	\$ -	\$ 45,000	0.0%	
Commodities	\$ -	\$ 2,050	\$ 4,644	\$ 55,712	\$ 79,509	\$ 45,090	176.3%	\$ 10,903	\$ 45,090	24.2%	

Committee Expense Budget Report - by Account Detail
Through February 29, 2024 (25.0% YTD, 23.08% Payroll Expense through Pay Period Ending 2/17/2024)
***2019, 2020, 2021, 2022 Actual Full Fiscal Year, **2023 DRAFT**

Department / Fund / Account Classification	2019 Actual Amount*	2020 Actual Amount*	2021 Actual Amount*	2022 Actual Amount*	2023 Actual Amount**	2023 Adopted Budget	2023 YTD% Actual/Budget	2024 Actual Amount	2024 Adopted Budget	2024 YTD% Actual/Budget	2019 - 2024 Trend
60010 - Operating Supplies	\$ -	\$ 2,050	\$ 4,644	\$ 55,712	\$ 79,509	\$ 45,090	176.3%	\$ 10,903	\$ 45,090	24.2%	
Capital	\$ -	\$ -	\$ 40,885	\$ -	\$ -	\$ -	0.0%	\$ -	\$ -	0.0%	
70070 - Automotive Equipment	\$ -	\$ -	\$ 40,885	\$ -	\$ -	\$ -	0.0%	\$ -	\$ -	0.0%	
265 Sheriff DEF Federal - Treasury	\$ -	\$ -	\$ 138,746	\$ 257,234	\$ 89,851	\$ 50,000	179.7%	\$ -	\$ 50,000	0.0%	
Expenses	\$ -	\$ -	\$ 138,746	\$ 257,234	\$ 89,851	\$ 50,000	179.7%	\$ -	\$ 50,000	0.0%	
Contractual Services	\$ -	\$ -	\$ 46,450	\$ -	\$ -	\$ -	0.0%	\$ -	\$ -	0.0%	
50150 - Contractual/Consulting Services	\$ -	\$ -	\$ 40,325	\$ -	\$ -	\$ -	0.0%	\$ -	\$ -	0.0%	
53110 - Employee Training	\$ -	\$ -	\$ 6,126	\$ -	\$ -	\$ -	0.0%	\$ -	\$ -	0.0%	
Commodities	\$ -	\$ -	\$ 92,296	\$ 257,234	\$ 89,851	\$ 50,000	179.7%	\$ -	\$ 50,000	0.0%	
60010 - Operating Supplies	\$ -	\$ -	\$ -	\$ 257,234	\$ 89,851	\$ 50,000	179.7%	\$ -	\$ 50,000	0.0%	
60580 - Special Purpose Equip - Non-Capital	\$ -	\$ -	\$ 78,333	\$ -	\$ -	\$ -	0.0%	\$ -	\$ -	0.0%	
65000 - Miscellaneous Supplies	\$ -	\$ -	\$ 13,963	\$ -	\$ -	\$ -	0.0%	\$ -	\$ -	0.0%	
351 Kane Kares	\$ -	\$ -	\$ -	\$ -	\$ -	\$ -	0.0%	\$ -	\$ -	0.0%	
Expenses	\$ -	\$ -	\$ -	\$ -	\$ -	\$ -	0.0%	\$ -	\$ -	0.0%	
Contractual Services	\$ -	\$ -	\$ -	\$ -	\$ -	\$ -	0.0%	\$ -	\$ -	0.0%	
50150 - Contractual/Consulting Services	\$ -	\$ -	\$ -	\$ -	\$ -	\$ -	0.0%	\$ -	\$ -	0.0%	
Contingency and Other	\$ -	\$ -	\$ -	\$ -	\$ -	\$ -	0.0%	\$ -	\$ -	0.0%	
89000 - Addition to Fund Balance	\$ -	\$ -	\$ -	\$ -	\$ -	\$ -	0.0%	\$ -	\$ -	0.0%	
354 Mass Vaccination Fund	\$ -	\$ -	\$ 4,812	\$ -	\$ -	\$ -	0.0%	\$ -	\$ -	0.0%	
Expenses	\$ -	\$ -	\$ 4,812	\$ -	\$ -	\$ -	0.0%	\$ -	\$ -	0.0%	
Personnel Services- Salaries & Wages	\$ -	\$ -	\$ -	\$ -	\$ -	\$ -	0.0%	\$ -	\$ -	0.0%	
40000 - Salaries and Wages	\$ -	\$ -	\$ -	\$ -	\$ -	\$ -	0.0%	\$ -	\$ -	0.0%	
Commodities	\$ -	\$ -	\$ 4,812	\$ -	\$ -	\$ -	0.0%	\$ -	\$ -	0.0%	
60010 - Operating Supplies	\$ -	\$ -	\$ 4,812	\$ -	\$ -	\$ -	0.0%	\$ -	\$ -	0.0%	
702 Sheriff's Detail Escrow	\$ -	\$ -	\$ 81,118	\$ 268,922	\$ 326,313	\$ 35,000	932.3%	\$ 51,102	\$ 200,000	25.6%	
Expenses	\$ -	\$ -	\$ 81,118	\$ 268,922	\$ 326,313	\$ 35,000	932.3%	\$ 51,102	\$ 200,000	25.6%	
Contractual Services	\$ -	\$ -	\$ 81,118	\$ 268,922	\$ 326,313	\$ 35,000	932.3%	\$ 51,102	\$ 200,000	25.6%	
50150 - Contractual/Consulting Services	\$ -	\$ -	\$ 81,118	\$ 268,922	\$ 326,313	\$ 35,000	932.3%	\$ 51,102	\$ 200,000	25.6%	
Grand Total	\$ 33,527,333	\$ 17,166,076	\$ 26,125,505	\$ 26,851,767	\$ 43,359,010	\$ 41,673,555	104.0%	\$ 7,139,979	\$ 33,797,395	21.1%	

Committee Expense Budget Report - by Account Detail
Through February 29, 2024 (25.0% YTD, 23.08% Payroll Expense through Pay Period Ending 2/17/2024)
***2019, 2020, 2021, 2022 Actual Full Fiscal Year, **2023 DRAFT**

Department / Fund / Account Classification	2019 Actual Amount*	2020 Actual Amount*	2021 Actual Amount*	2022 Actual Amount*	2023 Actual Amount**	2023 Adopted Budget	2023 YTD% Actual/Budget	2024 Actual Amount	2024 Adopted Budget	2024 YTD% Actual/Budget	2019 - 2024 Trend
420 Merit Commission	\$ 87,479	\$ 74,034	\$ 87,150	\$ 85,117	\$ 78,241	\$ 102,957	76.0%	\$ 16,703	\$ 95,417	17.5%	
001 General Fund	\$ 87,479	\$ 74,034	\$ 87,150	\$ 85,117	\$ 78,241	\$ 102,957	76.0%	\$ 16,703	\$ 95,417	17.5%	
Expenses	\$ 87,479	\$ 74,034	\$ 87,150	\$ 85,117	\$ 78,241	\$ 102,957	76.0%	\$ 16,703	\$ 95,417	17.5%	
Personnel Services- Salaries & Wages	\$ 69,113	\$ 58,857	\$ 66,255	\$ 63,575	\$ 63,583	\$ 78,597	80.9%	\$ 12,083	\$ 78,367	15.4%	
40000 - Salaries and Wages	\$ 32,053	\$ 31,548	\$ 36,128	\$ 34,347	\$ 36,043	\$ 33,462	107.7%	\$ 7,578	\$ 33,367	22.7%	
40300 - Employee Per Diem	\$ 37,060	\$ 27,309	\$ 30,126	\$ 29,228	\$ 27,540	\$ 45,135	61.0%	\$ 4,505	\$ 45,000	10.0%	
Personnel Services- Employee Benefits	\$ 6,336	\$ 6,375	\$ 6,275	\$ 6,507	\$ 7,277	\$ 7,310	99.5%	\$ -	\$ -	0.0%	
45000 - Healthcare Contribution	\$ 6,336	\$ 6,151	\$ 6,019	\$ 6,251	\$ 7,021	\$ 7,054	99.5%	\$ -	\$ -	0.0%	
45010 - Dental Contribution	\$ -	\$ 224	\$ 256	\$ 256	\$ 256	\$ 256	100.0%	\$ -	\$ -	0.0%	
Contractual Services	\$ 11,480	\$ 8,279	\$ 13,958	\$ 14,410	\$ 6,428	\$ 16,550	38.8%	\$ 3,900	\$ 15,050	25.9%	
53050 - Employment Advertising	\$ 596	\$ 894	\$ 1,626	\$ 1,490	\$ -	\$ 500	0.0%	\$ -	\$ 500	0.0%	
53120 - Employee Mileage Expense	\$ 3,661	\$ 2,617	\$ 2,796	\$ 2,788	\$ 3,272	\$ 6,000	54.5%	\$ 583	\$ 6,000	9.7%	
53180 - Physical Agility Testing	\$ 250	\$ -	\$ -	\$ -	\$ -	\$ 2,550	0.0%	\$ -	\$ -	0.0%	
53190 - Entrance/Promotional Testing	\$ 6,973	\$ 4,768	\$ 9,536	\$ 10,132	\$ 3,156	\$ 7,500	42.1%	\$ 3,318	\$ 8,550	38.8%	
Commodities	\$ 550	\$ 522	\$ 661	\$ 624	\$ 953	\$ 500	190.6%	\$ 719	\$ 2,000	35.9%	
60000 - Office Supplies	\$ 550	\$ 522	\$ 661	\$ 624	\$ 953	\$ 500	190.6%	\$ 719	\$ 2,000	35.9%	
Grand Total	\$ 87,479	\$ 74,034	\$ 87,150	\$ 85,117	\$ 78,241	\$ 102,957	76.0%	\$ 16,703	\$ 95,417	17.5%	

Committee Revenue Budget Report - by Account Detail
Through February 29, 2024 (25.0% YTD)
***2019, 2020, 2021, 2022 Actual Full Fiscal Year, **2023 DRAFT**

Department / Fund / Account Classification	2019 Actual Amount*	2020 Actual Amount*	2021 Actual Amount*	2022 Actual Amount*	2023 Actual Amount**	2023 Adopted Budget	2023 YTD% Actual/Budget	2024 Actual Amount	2024 Adopted Budget	2024 YTD% Actual/Budget	2019 - 2024 Trend
425 Kane Comm	\$ 2,108,023	\$ 2,145,768	\$ 2,241,532	\$ 2,601,074	\$ 2,886,639	\$ 2,422,913	113.9%	\$ 967,321	\$ 2,592,918	35.0%	
269 Kane Comm	\$ 2,108,023	\$ 2,145,768	\$ 2,241,532	\$ 2,601,074	\$ 2,886,639	\$ 2,422,913	113.9%	\$ 967,321	\$ 2,592,918	35.0%	
Revenue	\$ 2,108,023	\$ 2,145,768	\$ 2,241,532	\$ 2,601,074	\$ 2,886,639	\$ 2,422,913	113.9%	\$ 967,321	\$ 2,592,918	35.0%	
Interest Revenue	\$ 35,859	\$ 19,721	\$ 589	\$ (16,890)	\$ 43,249	\$ 600	7,208.2%	\$ -	\$ 600	0.0%	
38000 - Investment Income	\$ 35,859	\$ 19,721	\$ 589	\$ (16,890)	\$ 43,249	\$ 600	7,208.2%	\$ -	\$ 600	0.0%	
Other	\$ -	\$ -	\$ -	\$ -	\$ -	\$ 52,201	0.0%	\$ -	\$ 145,017	0.0%	
39900 - Fund Balance Utilization	\$ -	\$ -	\$ -	\$ -	\$ -	\$ 52,201	0.0%	\$ -	\$ 145,017	0.0%	
Transfers In	\$ 757,920	\$ 795,817	\$ 857,107	\$ 877,388	\$ 943,770	\$ 921,257	100.0%	\$ 967,321	\$ 967,321	100.0%	
39000 - Transfer From Other Funds	\$ 757,920	\$ 795,817	\$ 857,107	\$ -	\$ -	\$ -	0.0%	\$ -	\$ -	0.0%	
39001 - Transfer from Fund 001	\$ -	\$ -	\$ -	\$ 877,388	\$ 943,770	\$ 921,257	100.0%	\$ 967,321	\$ 967,321	100.0%	
Charges for Services	\$ 545,178	\$ 569,175	\$ 538,471	\$ 587,746	\$ 617,784	\$ 588,855	104.9%	\$ -	\$ 619,980	0.0%	
34420 - Radio Communication Fees	\$ 545,178	\$ 568,707	\$ 538,471	\$ 587,746	\$ 616,789	\$ 588,155	104.9%	\$ -	\$ 619,280	0.0%	
35220 - Emergency Communications Audio Recording Fees	\$ -	\$ 468	\$ -	\$ -	\$ 995	\$ 700	142.1%	\$ -	\$ 700	0.0%	
Grants	\$ -	\$ -	\$ -	\$ -	\$ -	\$ -	0.0%	\$ -	\$ -	0.0%	
33900 - Miscellaneous Grants	\$ -	\$ -	\$ -	\$ -	\$ -	\$ -	0.0%	\$ -	\$ -	0.0%	
Reimbursements	\$ 769,066	\$ 761,056	\$ 845,365	\$ 1,152,830	\$ 1,281,836	\$ 860,000	149.1%	\$ -	\$ 860,000	0.0%	
37070 - Cell 911 Surcharge Reimbursement	\$ 769,066	\$ 761,056	\$ 831,850	\$ 1,150,631	\$ 1,269,236	\$ 860,000	147.6%	\$ -	\$ 860,000	0.0%	
37470 - VoIP Surcharge Reimbursement	\$ -	\$ -	\$ -	\$ 2,195	\$ 12,600	\$ -	0.0%	\$ -	\$ -	0.0%	
37900 - Miscellaneous Reimbursement	\$ -	\$ -	\$ 13,515	\$ 5	\$ -	\$ -	0.0%	\$ -	\$ -	0.0%	
Grand Total	\$ 2,108,023	\$ 2,145,768	\$ 2,241,532	\$ 2,601,074	\$ 2,886,639	\$ 2,422,913	113.9%	\$ 967,321	\$ 2,592,918	35.0%	

Committee Expense Budget Report - by Account Detail
Through February 29, 2024 (25.0% YTD, 23.08% Payroll Expense through Pay Period Ending 2/17/2024)
***2019, 2020, 2021, 2022 Actual Full Fiscal Year, **2023 DRAFT**

Department / Fund / Account Classification	2019 Actual Amount*	2020 Actual Amount*	2021 Actual Amount*	2022 Actual Amount*	2023 Actual Amount**	2023 Adopted Budget	2023 YTD% Actual/Budget	2024 Actual Amount	2024 Adopted Budget	2024 YTD% Actual/Budget	2019 - 2024 Trend
425 Kane Comm	\$ 2,052,225	\$ 2,182,004	\$ 2,347,896	\$ 2,381,391	\$ 2,806,525	\$ 2,422,913	110.7%	\$ 855,363	\$ 2,592,918	31.0%	
001 General Fund	\$ -	\$ -	\$ -	\$ -	\$ -	\$ -	0.0%	\$ -	\$ -	0.0%	
Expenses	\$ -	\$ -	\$ -	\$ -	\$ -	\$ -	0.0%	\$ -	\$ -	0.0%	
Commodities	\$ -	\$ -	\$ -	\$ -	\$ -	\$ -	0.0%	\$ -	\$ -	0.0%	
60080 - Employee Recognition Supplies	\$ -	\$ -	\$ -	\$ -	\$ -	\$ -	0.0%	\$ -	\$ -	0.0%	
269 Kane Comm	\$ 2,052,225	\$ 2,182,004	\$ 2,347,896	\$ 2,381,391	\$ 2,806,525	\$ 2,422,913	110.7%	\$ 855,363	\$ 2,592,918	31.0%	
Expenses	\$ 2,052,225	\$ 2,182,004	\$ 2,347,896	\$ 2,381,391	\$ 2,806,525	\$ 2,422,913	110.7%	\$ 855,363	\$ 2,592,918	31.0%	
Personnel Services- Salaries & Wages	\$ 1,326,811	\$ 1,397,985	\$ 1,440,983	\$ 1,489,804	\$ 1,705,398	\$ 1,577,878	101.9%	\$ 547,749	\$ 1,706,254	28.4%	
40000 - Salaries and Wages	\$ 1,165,497	\$ 1,244,328	\$ 1,210,278	\$ 1,253,304	\$ 1,331,479	\$ 1,470,443	85.0%	\$ 475,766	\$ 1,595,391	30.0%	
40002 - Non-Union Wage Increase	\$ -	\$ -	\$ -	\$ -	\$ -	\$ 44,246	0.0%	\$ -	\$ 1	0.0%	
40003 - Cost of Living Increase	\$ -	\$ -	\$ -	\$ -	\$ -	\$ -	0.0%	\$ -	\$ 47,862	0.0%	
40009 - Salaries and Wages Subsidy	\$ -	\$ (23,209)	\$ (2,118)	\$ (5,846)	\$ -	\$ -	0.0%	\$ -	\$ -	0.0%	
40200 - Overtime Salaries	\$ 161,314	\$ 194,635	\$ 233,047	\$ 242,346	\$ 373,920	\$ 63,189	591.7%	\$ 71,983	\$ 63,000	21.3%	
40209 - Overtime Subsidy	\$ -	\$ (17,770)	\$ (224)	\$ -	\$ -	\$ -	0.0%	\$ -	\$ -	0.0%	
Personnel Services- Employee Benefits	\$ 419,870	\$ 453,430	\$ 459,276	\$ 462,682	\$ 470,944	\$ 526,050	87.5%	\$ 135,863	\$ 577,213	25.8%	
45000 - Healthcare Contribution	\$ 221,428	\$ 240,720	\$ 225,292	\$ 249,677	\$ 253,779	\$ 315,519	80.4%	\$ 68,980	\$ 365,503	22.7%	
45009 - Healthcare Subsidy	\$ -	\$ (3,574)	\$ (267)	\$ -	\$ -	\$ -	0.0%	\$ -	\$ -	0.0%	
45010 - Dental Contribution	\$ 6,858	\$ 6,397	\$ 6,621	\$ 6,974	\$ 6,788	\$ 8,562	79.3%	\$ 1,894	\$ 10,740	21.1%	
45019 - Dental Subsidy	\$ -	\$ (122)	\$ (9)	\$ -	\$ -	\$ -	0.0%	\$ -	\$ -	0.0%	
45100 - FICA/SS Contribution	\$ 97,560	\$ 105,603	\$ 106,206	\$ 109,633	\$ 125,665	\$ 120,708	98.2%	\$ 40,662	\$ 125,709	30.5%	
45109 - FICA/SS Subsidy	\$ -	\$ (2,914)	\$ (164)	\$ (447)	\$ -	\$ -	0.0%	\$ -	\$ -	0.0%	
45200 - IMRF Contribution	\$ 94,023	\$ 110,614	\$ 121,804	\$ 97,239	\$ 84,712	\$ 81,261	98.3%	\$ 24,326	\$ 75,261	30.5%	
45209 - IMRF Subsidy	\$ -	\$ (3,295)	\$ (206)	\$ (393)	\$ -	\$ -	0.0%	\$ -	\$ -	0.0%	
Contractual Services	\$ 132,389	\$ 152,505	\$ 159,237	\$ 195,490	\$ 376,755	\$ 198,493	185.2%	\$ 56,198	\$ 196,001	28.7%	
50150 - Contractual/Consulting Services	\$ 28,370	\$ 33,825	\$ 38,345	\$ 42,340	\$ 193,215	\$ 60,312	320.4%	\$ 16,596	\$ 55,518	29.9%	
50235 - Public Health Services - Coronavirus	\$ -	\$ -	\$ -	\$ -	\$ -	\$ -	0.0%	\$ -	\$ -	0.0%	
52130 - Repairs and Maint- Computers	\$ 1,170	\$ 1,820	\$ 2,568	\$ 3,823	\$ 3,230	\$ 4,000	80.8%	\$ 1,507	\$ 4,000	37.7%	
52140 - Repairs and Maint- Copiers	\$ 80	\$ 76	\$ 79	\$ 24	\$ 86	\$ 400	21.4%	\$ 391	\$ 400	97.6%	
52150 - Repairs and Maint- Comm Equip	\$ 8,396	\$ 3,237	\$ -	\$ 24,338	\$ 1,638	\$ -	0.0%	\$ 17,465	\$ 5,000	349.3%	
52160 - Repairs and Maint- Equipment	\$ -	\$ 9,923	\$ 7,723	\$ 5,312	\$ 38,204	\$ 10,000	382.0%	\$ 16,750	\$ 5,000	335.0%	
52190 - Equipment Rental	\$ 23,496	\$ 27,237	\$ 27,060	\$ 27,332	\$ 27,448	\$ 28,520	96.2%	\$ -	\$ 29,080	0.0%	
52220 - Equipment Lease	\$ -	\$ -	\$ -	\$ 48	\$ -	\$ -	0.0%	\$ -	\$ -	0.0%	
53000 - Liability Insurance	\$ 24,925	\$ 28,828	\$ 26,755	\$ 32,903	\$ 46,452	\$ 44,229	98.8%	\$ -	\$ 47,062	0.0%	
53010 - Workers Compensation	\$ 33,322	\$ 35,173	\$ 41,963	\$ 39,711	\$ 35,316	\$ 33,626	98.8%	\$ -	\$ 32,384	0.0%	
53020 - Unemployment Claims	\$ 1,467	\$ 828	\$ 845	\$ 993	\$ 636	\$ 606	98.8%	\$ -	\$ 757	0.0%	
53040 - General Advertising	\$ -	\$ -	\$ 923	\$ 857	\$ 1,059	\$ -	0.0%	\$ 1,081	\$ -	0.0%	
53100 - Conferences and Meetings	\$ 4,430	\$ 2,500	\$ 5,175	\$ 9,655	\$ 11,419	\$ 8,000	142.7%	\$ 720	\$ 8,000	9.0%	
53110 - Employee Training	\$ 3,134	\$ 5,748	\$ 5,235	\$ 3,299	\$ 13,652	\$ 4,000	341.3%	\$ 557	\$ 4,000	13.9%	
53120 - Employee Mileage Expense	\$ 2,112	\$ 1,243	\$ 431	\$ 2,579	\$ 2,260	\$ 3,000	75.3%	\$ 248	\$ 3,000	8.3%	
53130 - General Association Dues	\$ 936	\$ 1,322	\$ 900	\$ 714	\$ 674	\$ 1,000	67.4%	\$ 438	\$ 1,000	43.8%	
53150 - Pre-Employ Drug Testing and Labs	\$ 138	\$ -	\$ -	\$ -	\$ -	\$ -	0.0%	\$ -	\$ -	0.0%	
53160 - Pre-Employment Physicals	\$ 414	\$ 745	\$ 1,236	\$ 1,563	\$ 1,466	\$ 800	183.3%	\$ 446	\$ 800	55.8%	
Commodities	\$ 62,610	\$ 67,542	\$ 108,038	\$ 124,970	\$ 142,456	\$ 7,800	1,826.4%	\$ 9,903	\$ 7,800	127.0%	
60000 - Office Supplies	\$ 1,345	\$ 1,097	\$ 1,594	\$ 2,294	\$ 2,190	\$ 2,500	87.6%	\$ 199	\$ 2,500	8.0%	
60010 - Operating Supplies	\$ 3,656	\$ 2,761	\$ 2,456	\$ 3,061	\$ 9,590	\$ 2,000	479.5%	\$ 8,838	\$ 2,000	441.9%	
60020 - Computer Related Supplies	\$ 2,017	\$ 2,819	\$ 7,642	\$ 1,625	\$ 7,459	\$ 2,500	298.3%	\$ 254	\$ 2,500	10.2%	
60080 - Employee Recognition Supplies	\$ 335	\$ 710	\$ 803	\$ 1,133	\$ 1,461	\$ 800	182.7%	\$ 611	\$ 800	76.4%	
60265 - Public Health Commodities - Coronavirus	\$ -	\$ -	\$ -	\$ -	\$ -	\$ -	0.0%	\$ -	\$ -	0.0%	
64000 - Telephone	\$ 55,257	\$ 60,155	\$ 95,543	\$ 116,857	\$ 121,755	\$ -	0.0%	\$ -	\$ -	0.0%	
Capital	\$ -	\$ -	\$ 69,211	\$ -	\$ -	\$ -	0.0%	\$ -	\$ -	0.0%	
70120 - Special Purpose Equipment	\$ -	\$ -	\$ 69,211	\$ -	\$ -	\$ -	0.0%	\$ -	\$ -	0.0%	

Committee Expense Budget Report - by Account Detail
Through February 29, 2024 (25.0% YTD, 23.08% Payroll Expense through Pay Period Ending 2/17/2024)
***2019, 2020, 2021, 2022 Actual Full Fiscal Year, **2023 DRAFT**

Department / Fund / Account Classification	2019 Actual Amount*	2020 Actual Amount*	2021 Actual Amount*	2022 Actual Amount*	2023 Actual Amount**	2023 Adopted Budget	2023 YTD% Actual/Budget	2024 Actual Amount	2024 Adopted Budget	2024 YTD% Actual/Budget	2019 - 2024 Trend
Contingency and Other	\$ -	\$ -	\$ -	\$ -	\$ -	\$ 1,719	0.0%	\$ -	\$ -	0.0%	
89000 - Addition to Fund Balance	\$ -	\$ -	\$ -	\$ -	\$ -	\$ 1,719	0.0%	\$ -	\$ -	0.0%	
Transfers Out	\$ 110,544	\$ 110,543	\$ 111,151	\$ 108,445	\$ 110,973	\$ 110,973	100.0%	\$ 105,650	\$ 105,650	100.0%	
99000 - Transfer To Other Funds	\$ 110,544	\$ 110,543	\$ 111,151	\$ -	\$ -	\$ -	0.0%	\$ -	\$ -	0.0%	
99001 - Transfer to Fund 001	\$ -	\$ -	\$ -	\$ 108,445	\$ 110,973	\$ 110,973	100.0%	\$ 105,650	\$ 105,650	100.0%	
Grand Total	\$ 2,052,225	\$ 2,182,004	\$ 2,347,896	\$ 2,381,391	\$ 2,806,525	\$ 2,422,913	110.7%	\$ 855,363	\$ 2,592,918	31.0%	

Committee Revenue Budget Report - by Account Detail
Through February 29, 2024 (25.0% YTD)
***2019, 2020, 2021, 2022 Actual Full Fiscal Year, **2023 DRAFT**

Department / Fund / Account Classification	2019 Actual Amount*	2020 Actual Amount*	2021 Actual Amount*	2022 Actual Amount*	2023 Actual Amount**	2023 Adopted Budget	2023 YTD% Actual/Budget	2024 Actual Amount	2024 Adopted Budget	2024 YTD% Actual/Budget	2019 - 2024 Trend
430 Court Services	\$ 7,097,581	\$ 8,753,626	\$ 8,635,112	\$ 8,600,298	\$ 9,654,910	\$ 9,358,889	103.2%	\$ 1,812,793	\$ 9,362,389	19.4%	
001 General Fund	\$ 4,704,483	\$ 6,921,401	\$ 6,865,452	\$ 7,314,443	\$ 8,096,739	\$ 7,038,472	115.0%	\$ 1,304,537	\$ 7,137,972	18.3%	
Revenue	\$ 4,704,483	\$ 6,921,401	\$ 6,865,452	\$ 7,314,443	\$ 8,096,739	\$ 7,038,472	115.0%	\$ 1,304,537	\$ 7,137,972	18.3%	
Transfers In	\$ -	\$ 175,939	\$ -	\$ -	\$ -	\$ -	0.0%	\$ -	\$ -	0.0%	
39000 - Transfer From Other Funds	\$ -	\$ 175,939	\$ -	\$ -	\$ -	\$ -	0.0%	\$ -	\$ -	0.0%	
Charges for Services	\$ 155,806	\$ 152,568	\$ 123,996	\$ 109,066	\$ 112,541	\$ 106,500	105.7%	\$ 16,187	\$ 106,000	15.3%	
34480 - KIDS Program Fees	\$ 118,137	\$ 107,730	\$ 113,378	\$ 99,810	\$ 98,033	\$ 100,000	98.0%	\$ 14,783	\$ 100,000	14.8%	
34490 - Electronic Monitoring Fees	\$ 29,458	\$ 43,526	\$ 8,153	\$ 7,772	\$ 5,279	\$ 5,000	105.6%	\$ 89	\$ 5,000	1.8%	
34500 - JCS Custody Parental Sup Fees	\$ 553	\$ 352	\$ -	\$ -	\$ -	\$ 500	0.0%	\$ -	\$ -	0.0%	
34520 - Mental Health/Specialty Court Fees	\$ -	\$ -	\$ -	\$ -	\$ 8,300	\$ -	0.0%	\$ -	\$ -	0.0%	
34880 - Interstate Compact Fees	\$ 1,171	\$ 942	\$ 1,664	\$ 1,259	\$ 875	\$ 1,000	87.5%	\$ 263	\$ 1,000	26.3%	
35050 - Domestic Violence GPS Fees	\$ 6,488	\$ 18	\$ 802	\$ 224	\$ 54	\$ -	0.0%	\$ 1,053	\$ -	0.0%	
Reimbursements	\$ 4,548,676	\$ 6,592,894	\$ 6,741,456	\$ 7,205,378	\$ 7,984,198	\$ 6,931,972	115.2%	\$ 1,288,350	\$ 7,031,972	18.3%	
37080 - Probation Salary Reimbursement	\$ 3,571,474	\$ 5,623,696	\$ 5,768,271	\$ 5,828,269	\$ 6,498,090	\$ 5,845,772	111.2%	\$ 1,179,252	\$ 5,845,772	20.2%	
37090 - Youth Home Reimbursement	\$ 886,478	\$ 875,427	\$ 885,349	\$ 1,261,454	\$ 1,376,154	\$ 1,000,000	137.6%	\$ 63,865	\$ 1,100,000	5.8%	
37275 - Victim Impact Panel Reimbursement	\$ 23,050	\$ -	\$ -	\$ -	\$ -	\$ -	0.0%	\$ -	\$ -	0.0%	
37550 - Treatment Alt Court Reimbursement	\$ 4,582	\$ 5,450	\$ 5,150	\$ 7,546	\$ 8,726	\$ 5,200	167.8%	\$ 448	\$ 5,200	8.6%	
37570 - IL State Board Education (ISBE) Reimbursement	\$ 59,214	\$ 78,636	\$ 82,375	\$ 108,108	\$ 101,228	\$ 80,000	126.5%	\$ 18,185	\$ 80,000	22.7%	
37900 - Miscellaneous Reimbursement	\$ 3,879	\$ 9,685	\$ 310	\$ -	\$ -	\$ 1,000	0.0%	\$ 26,600	\$ 1,000	2,660.0%	
270 Probation Services	\$ 1,311,464	\$ 1,160,904	\$ 1,040,045	\$ 827,911	\$ 825,080	\$ 1,607,100	51.3%	\$ 119,623	\$ 1,546,100	7.7%	
Revenue	\$ 1,311,464	\$ 1,160,904	\$ 1,040,045	\$ 827,911	\$ 825,080	\$ 1,607,100	51.3%	\$ 119,623	\$ 1,546,100	7.7%	
Interest Revenue	\$ -	\$ -	\$ -	\$ -	\$ 71,960	\$ -	0.0%	\$ -	\$ -	0.0%	
38000 - Investment Income	\$ -	\$ -	\$ -	\$ -	\$ 71,960	\$ -	0.0%	\$ -	\$ -	0.0%	
Other	\$ 30	\$ -	\$ -	\$ -	\$ -	\$ 496,100	0.0%	\$ -	\$ 496,100	0.0%	
38900 - Miscellaneous Other	\$ 30	\$ -	\$ -	\$ -	\$ -	\$ -	0.0%	\$ -	\$ -	0.0%	
39900 - Fund Balance Utilization	\$ -	\$ -	\$ -	\$ -	\$ -	\$ 496,100	0.0%	\$ -	\$ 496,100	0.0%	
Transfers In	\$ -	\$ -	\$ 79,100	\$ -	\$ -	\$ -	0.0%	\$ -	\$ -	0.0%	
39000 - Transfer From Other Funds	\$ -	\$ -	\$ 79,100	\$ -	\$ -	\$ -	0.0%	\$ -	\$ -	0.0%	
Charges for Services	\$ 1,297,769	\$ 1,147,214	\$ 950,310	\$ 822,401	\$ 749,375	\$ 1,096,000	68.4%	\$ 119,573	\$ 1,042,500	11.5%	
34540 - DNA Indexing Fees	\$ 2,509	\$ 1,653	\$ 1,289	\$ 1,497	\$ 1,133	\$ 7,000	16.2%	\$ -	\$ 1,500	0.0%	
34550 - GPS Monitoring Fees	\$ 8,772	\$ 5,838	\$ 6,066	\$ 926	\$ 1,221	\$ 2,500	48.8%	\$ -	\$ 2,500	0.0%	
35060 - Risk Assessment Fees	\$ 1,460	\$ 435	\$ 238	\$ 606	\$ 50	\$ 1,500	3.3%	\$ -	\$ 500	0.0%	
35200 - Protective Order Violation Fees	\$ 6,322	\$ 2,506	\$ 5,031	\$ 1,961	\$ 3,321	\$ 5,000	66.4%	\$ 380	\$ 3,000	12.7%	
35290 - Probation Fee Court Cost	\$ 191,438	\$ 169,557	\$ 175,564	\$ 179,292	\$ 189,151	\$ 180,000	105.1%	\$ 30,692	\$ 180,000	17.1%	
35900 - Miscellaneous Fees	\$ 1,087,269	\$ 967,226	\$ 762,122	\$ 638,120	\$ 554,499	\$ 900,000	61.6%	\$ 88,501	\$ 855,000	10.4%	
Grants	\$ -	\$ -	\$ -	\$ -	\$ -	\$ -	0.0%	\$ -	\$ -	0.0%	
32120 - Specialized Sex Offender Grant	\$ -	\$ -	\$ -	\$ -	\$ -	\$ -	0.0%	\$ -	\$ -	0.0%	
Reimbursements	\$ 13,665	\$ 13,690	\$ 10,635	\$ 5,510	\$ 3,746	\$ 15,000	25.0%	\$ 50	\$ 7,500	0.7%	
37120 - Polygraph Testing Reimbursement	\$ 7,665	\$ 4,690	\$ 2,635	\$ 1,510	\$ 1,664	\$ 5,000	33.3%	\$ 50	\$ 2,500	2.0%	
37900 - Miscellaneous Reimbursement	\$ 6,000	\$ 9,000	\$ 8,000	\$ 4,000	\$ 2,082	\$ 10,000	20.8%	\$ -	\$ 5,000	0.0%	
271 Substance Abuse Screening	\$ 91,914	\$ 59,059	\$ 30,822	\$ 9,279	\$ 29,495	\$ 80,000	36.9%	\$ 1,669	\$ 45,000	3.7%	
Revenue	\$ 91,914	\$ 59,059	\$ 30,822	\$ 9,279	\$ 29,495	\$ 80,000	36.9%	\$ 1,669	\$ 45,000	3.7%	
Interest Revenue	\$ 12,274	\$ 7,913	\$ (39)	\$ (6,698)	\$ 16,751	\$ -	0.0%	\$ -	\$ -	0.0%	
38000 - Investment Income	\$ 12,274	\$ 7,913	\$ (39)	\$ (6,698)	\$ 16,751	\$ -	0.0%	\$ -	\$ -	0.0%	
Transfers In	\$ -	\$ -	\$ 12,303	\$ 1,897	\$ -	\$ -	0.0%	\$ -	\$ -	0.0%	
39000 - Transfer From Other Funds	\$ -	\$ -	\$ 12,303	\$ 1,897	\$ -	\$ -	0.0%	\$ -	\$ -	0.0%	
Charges for Services	\$ 79,640	\$ 51,146	\$ 18,558	\$ 14,080	\$ 12,743	\$ 80,000	15.9%	\$ 1,669	\$ 45,000	3.7%	
34530 - Substance Abuse Screening Fees	\$ 79,640	\$ 51,146	\$ 18,558	\$ 14,080	\$ 12,743	\$ 80,000	15.9%	\$ 1,669	\$ 45,000	3.7%	
273 Drug Court Special Resources	\$ 911,804	\$ 569,510	\$ 684,993	\$ 437,726	\$ 681,686	\$ 622,517	109.5%	\$ 385,384	\$ 622,517	61.9%	
Revenue	\$ 911,804	\$ 569,510	\$ 684,993	\$ 437,726	\$ 681,686	\$ 622,517	109.5%	\$ 385,384	\$ 622,517	61.9%	

Committee Revenue Budget Report - by Account Detail
Through February 29, 2024 (25.0% YTD)
***2019, 2020, 2021, 2022 Actual Full Fiscal Year, **2023 DRAFT**

Department / Fund / Account Classification	2019 Actual Amount*	2020 Actual Amount*	2021 Actual Amount*	2022 Actual Amount*	2023 Actual Amount**	2023 Adopted Budget	2023 YTD% Actual/Budget	2024 Actual Amount	2024 Adopted Budget	2024 YTD% Actual/Budget	2019 - 2024 Trend
Interest Revenue	\$ 9,985	\$ 5,169	\$ 1,026	\$ (14,530)	\$ 42,237	\$ -	0.0%	\$ -	\$ -	0.0%	
38000 - Investment Income	\$ 9,985	\$ 5,169	\$ 1,026	\$ (14,530)	\$ 42,237	\$ -	0.0%	\$ -	\$ -	0.0%	
Transfers In	\$ 740,635	\$ 357,303	\$ 434,806	\$ 378,350	\$ 373,350	\$ 373,350	100.0%	\$ 373,350	\$ 373,350	100.0%	
39000 - Transfer From Other Funds	\$ 740,635	\$ 357,303	\$ 434,806	\$ 5,000	\$ -	\$ -	0.0%	\$ -	\$ -	0.0%	
39270 - Transfer from Fund 270	\$ -	\$ -	\$ -	\$ 373,350	\$ 373,350	\$ 373,350	100.0%	\$ 373,350	\$ 373,350	100.0%	
Charges for Services	\$ 78,816	\$ 67,673	\$ 82,374	\$ 73,696	\$ 75,389	\$ 80,000	94.2%	\$ 12,034	\$ 80,000	15.0%	
34820 - Drug Court Fees	\$ 78,816	\$ 67,673	\$ 82,374	\$ 73,696	\$ 75,389	\$ 80,000	94.2%	\$ 12,034	\$ 80,000	15.0%	
Fines	\$ 1,620	\$ 945	\$ 120	\$ 210	\$ -	\$ 2,500	0.0%	\$ -	\$ 2,500	0.0%	
36020 - Drug Fines	\$ 1,620	\$ 945	\$ 120	\$ 210	\$ -	\$ 2,500	0.0%	\$ -	\$ 2,500	0.0%	
Grants	\$ 80,747	\$ 138,420	\$ 166,667	\$ -	\$ 190,710	\$ 166,667	114.4%	\$ -	\$ 166,667	0.0%	
32115 - Bureau of Justice Assistance Grant	\$ 80,747	\$ 138,420	\$ 166,667	\$ -	\$ 190,710	\$ 166,667	114.4%	\$ -	\$ 166,667	0.0%	
275 Juvenile Drug Court	\$ 35,575	\$ 24,164	\$ -	\$ -	\$ -	\$ -	0.0%	\$ -	\$ -	0.0%	
Revenue	\$ 35,575	\$ 24,164	\$ -	\$ -	\$ -	\$ -	0.0%	\$ -	\$ -	0.0%	
Interest Revenue	\$ 1,796	\$ 1,618	\$ -	\$ -	\$ -	\$ -	0.0%	\$ -	\$ -	0.0%	
38000 - Investment Income	\$ 1,796	\$ 1,618	\$ -	\$ -	\$ -	\$ -	0.0%	\$ -	\$ -	0.0%	
Other	\$ -	\$ -	\$ -	\$ -	\$ -	\$ -	0.0%	\$ -	\$ -	0.0%	
39900 - Fund Balance Utilization	\$ -	\$ -	\$ -	\$ -	\$ -	\$ -	0.0%	\$ -	\$ -	0.0%	
Transfers In	\$ -	\$ -	\$ -	\$ -	\$ -	\$ -	0.0%	\$ -	\$ -	0.0%	
39000 - Transfer From Other Funds	\$ -	\$ -	\$ -	\$ -	\$ -	\$ -	0.0%	\$ -	\$ -	0.0%	
Charges for Services	\$ 33,778	\$ 22,546	\$ -	\$ -	\$ -	\$ -	0.0%	\$ -	\$ -	0.0%	
34820 - Drug Court Fees	\$ 33,778	\$ 22,546	\$ -	\$ -	\$ -	\$ -	0.0%	\$ -	\$ -	0.0%	
276 Probation Victim Services	\$ 14,398	\$ 9,400	\$ 13,119	\$ 10,233	\$ 12,868	\$ 10,000	128.7%	\$ 1,580	\$ 10,000	15.8%	
Revenue	\$ 14,398	\$ 9,400	\$ 13,119	\$ 10,233	\$ 12,868	\$ 10,000	128.7%	\$ 1,580	\$ 10,000	15.8%	
Interest Revenue	\$ 852	\$ 177	\$ (6)	\$ (565)	\$ 1,411	\$ -	0.0%	\$ -	\$ -	0.0%	
38000 - Investment Income	\$ 852	\$ 177	\$ (6)	\$ (565)	\$ 1,411	\$ -	0.0%	\$ -	\$ -	0.0%	
Other	\$ -	\$ -	\$ -	\$ -	\$ -	\$ -	0.0%	\$ -	\$ -	0.0%	
39900 - Fund Balance Utilization	\$ -	\$ -	\$ -	\$ -	\$ -	\$ -	0.0%	\$ -	\$ -	0.0%	
Transfers In	\$ -	\$ -	\$ -	\$ -	\$ 2,200	\$ -	0.0%	\$ -	\$ -	0.0%	
39000 - Transfer From Other Funds	\$ -	\$ -	\$ -	\$ -	\$ 2,200	\$ -	0.0%	\$ -	\$ -	0.0%	
Charges for Services	\$ 13,546	\$ 9,222	\$ 13,125	\$ 10,798	\$ 9,257	\$ 10,000	92.6%	\$ 1,580	\$ 10,000	15.8%	
35180 - Probation Victim Services Fees	\$ 13,546	\$ 9,222	\$ 13,125	\$ 10,798	\$ 9,257	\$ 10,000	92.6%	\$ 1,580	\$ 10,000	15.8%	
277 Victim Impact Panel	\$ 27,424	\$ 8,865	\$ (9)	\$ (45)	\$ 7,836	\$ -	0.0%	\$ -	\$ -	0.0%	
Revenue	\$ 27,424	\$ 8,865	\$ (9)	\$ (45)	\$ 7,836	\$ -	0.0%	\$ -	\$ -	0.0%	
Interest Revenue	\$ 74	\$ 25	\$ (9)	\$ (45)	\$ 236	\$ -	0.0%	\$ -	\$ -	0.0%	
38000 - Investment Income	\$ 74	\$ 25	\$ (9)	\$ (45)	\$ 236	\$ -	0.0%	\$ -	\$ -	0.0%	
Transfers In	\$ -	\$ -	\$ -	\$ -	\$ 7,600	\$ -	0.0%	\$ -	\$ -	0.0%	
39000 - Transfer From Other Funds	\$ -	\$ -	\$ -	\$ -	\$ 7,600	\$ -	0.0%	\$ -	\$ -	0.0%	
Charges for Services	\$ 27,350	\$ 8,840	\$ -	\$ -	\$ -	\$ -	0.0%	\$ -	\$ -	0.0%	
35365 - Victim Impact Panel Fees	\$ 27,350	\$ 8,840	\$ -	\$ -	\$ -	\$ -	0.0%	\$ -	\$ -	0.0%	
278 Juvenile Justice Donation Fund	\$ 519	\$ 324	\$ 689	\$ 748	\$ 1,205	\$ 700	172.1%	\$ -	\$ 700	0.0%	
Revenue	\$ 519	\$ 324	\$ 689	\$ 748	\$ 1,205	\$ 700	172.1%	\$ -	\$ 700	0.0%	
Interest Revenue	\$ 155	\$ 76	\$ (2)	\$ (77)	\$ 175	\$ 125	140.4%	\$ -	\$ 125	0.0%	
38000 - Investment Income	\$ 155	\$ 76	\$ (2)	\$ (77)	\$ 175	\$ 125	140.4%	\$ -	\$ 125	0.0%	
Other	\$ 365	\$ 248	\$ 691	\$ 825	\$ 1,029	\$ 575	179.0%	\$ -	\$ 575	0.0%	
38520 - General Donations	\$ 365	\$ 248	\$ 691	\$ 825	\$ 1,029	\$ -	0.0%	\$ -	\$ -	0.0%	
38900 - Miscellaneous Other	\$ -	\$ -	\$ -	\$ -	\$ -	\$ 575	0.0%	\$ -	\$ 575	0.0%	
759 Court Svcs Employee Education	\$ -	\$ -	\$ 0	\$ 2	\$ -	\$ 100	0.0%	\$ -	\$ 100	0.0%	
Revenue	\$ -	\$ -	\$ 0	\$ 2	\$ -	\$ 100	0.0%	\$ -	\$ 100	0.0%	

Committee Revenue Budget Report - by Account Detail
Through February 29, 2024 (25.0% YTD)
***2019, 2020, 2021, 2022 Actual Full Fiscal Year, **2023 DRAFT**

Department / Fund / Account Classification	2019 Actual Amount*	2020 Actual Amount*	2021 Actual Amount*	2022 Actual Amount*	2023 Actual Amount**	2023 Adopted Budget	2023 YTD% Actual/Budget	2024 Actual Amount	2024 Adopted Budget	2024 YTD% Actual/Budget	2019 - 2024 Trend
Interest Revenue	\$ -	\$ -	\$ 0	\$ 2	\$ -	\$ 100	0.0%	\$ -	\$ 100	0.0%	
38000 - Investment Income	\$ -	\$ -	\$ 0	\$ 2	\$ -	\$ 100	0.0%	\$ -	\$ 100	0.0%	
Grand Total	\$ 7,097,581	\$ 8,753,626	\$ 8,635,112	\$ 8,600,298	\$ 9,654,910	\$ 9,358,889	103.2%	\$ 1,812,793	\$ 9,362,389	19.4%	

Committee Expense Budget Report - by Account Detail
Through February 29, 2024 (25.0% YTD, 23.08% Payroll Expense through Pay Period Ending 2/17/2024)
***2019, 2020, 2021, 2022 Actual Full Fiscal Year, **2023 DRAFT**

Department / Fund / Account Classification	2019 Actual Amount*	2020 Actual Amount*	2021 Actual Amount*	2022 Actual Amount*	2023 Actual Amount**	2023 Adopted Budget	2023 YTD% Actual/Budget	2024 Actual Amount	2024 Adopted Budget	2024 YTD% Actual/Budget	2019 - 2024 Trend
430 Court Services	\$ 13,221,085	\$ 12,591,373	\$ 13,822,147	\$ 14,703,171	\$ 15,880,416	\$ 16,605,450	95.0%	\$ 3,338,818	\$ 15,352,407	21.7%	
001 General Fund	\$ 11,482,088	\$ 11,596,968	\$ 12,486,753	\$ 13,185,913	\$ 14,227,452	\$ 14,285,033	98.8%	\$ 2,844,515	\$ 13,127,990	21.7%	
Expenses	\$ 11,482,088	\$ 11,596,968	\$ 12,486,753	\$ 13,185,913	\$ 14,227,452	\$ 14,285,033	98.8%	\$ 2,844,515	\$ 13,127,990	21.7%	
Personnel Services- Salaries & Wages	\$ 8,736,188	\$ 8,688,978	\$ 9,450,226	\$ 9,821,756	\$ 10,727,896	\$ 10,424,165	102.2%	\$ 2,506,932	\$ 11,473,040	21.9%	
40000 - Salaries and Wages	\$ 8,625,930	\$ 9,340,817	\$ 9,368,352	\$ 9,696,426	\$ 10,630,218	\$ 10,618,114	100.1%	\$ 2,486,659	\$ 10,996,952	22.6%	
40002 - Non-Union Wage Increase	\$ -	\$ -	\$ -	\$ -	\$ -	\$ 118,892	0.0%	\$ -	\$ -	0.0%	
40005 - New Position Budget Moved to Contingency	\$ -	\$ -	\$ -	\$ -	\$ -	\$ (414,562)	0.0%	\$ -	\$ -	0.0%	
40006 - Union Wage Increase	\$ -	\$ -	\$ -	\$ -	\$ -	\$ -	0.0%	\$ -	\$ 374,367	0.0%	
40009 - Salaries and Wages Subsidy	\$ -	\$ (701,899)	\$ -	\$ -	\$ -	\$ -	0.0%	\$ -	\$ -	0.0%	
40200 - Overtime Salaries	\$ 92,258	\$ 61,136	\$ 63,338	\$ 106,794	\$ 79,178	\$ 76,721	103.2%	\$ 15,773	\$ 76,721	20.6%	
40209 - Overtime Subsidy	\$ -	\$ (26,147)	\$ -	\$ -	\$ -	\$ -	0.0%	\$ -	\$ -	0.0%	
40315 - Kids First Stipend	\$ 18,000	\$ 15,071	\$ 18,536	\$ 18,536	\$ 18,500	\$ 25,000	74.0%	\$ 4,500	\$ 25,000	18.0%	
Personnel Services- Employee Benefits	\$ 1,828,442	\$ 1,762,777	\$ 1,849,083	\$ 1,946,810	\$ 2,133,741	\$ 2,310,916	92.1%	\$ 30,116	\$ -	0.0%	
45000 - Healthcare Contribution	\$ 1,772,494	\$ 1,849,625	\$ 1,791,314	\$ 1,890,486	\$ 2,078,858	\$ 2,250,184	92.1%	\$ 30,116	\$ -	0.0%	
45009 - Healthcare Subsidy	\$ -	\$ (142,205)	\$ -	\$ -	\$ -	\$ -	0.0%	\$ -	\$ -	0.0%	
45010 - Dental Contribution	\$ 55,948	\$ 56,267	\$ 57,769	\$ 56,324	\$ 54,882	\$ 60,732	90.2%	\$ -	\$ -	0.0%	
45019 - Dental Subsidy	\$ -	\$ (910)	\$ -	\$ -	\$ -	\$ -	0.0%	\$ -	\$ -	0.0%	
Contractual Services	\$ 618,403	\$ 776,239	\$ 791,923	\$ 939,896	\$ 986,370	\$ 1,303,572	75.1%	\$ 247,209	\$ 1,300,751	19.0%	
50150 - Contractual/Consulting Services	\$ 22,394	\$ 2,100	\$ 3,500	\$ 3,075	\$ 5,800	\$ 16,000	22.4%	\$ 6,462	\$ 13,500	47.9%	
50160 - Legal Services	\$ -	\$ 2,633	\$ -	\$ 9,495	\$ 6,120	\$ 75,000	8.2%	\$ 3,758	\$ 75,000	5.0%	
50200 - Psychological/Psychiatric Svcs	\$ 59,695	\$ 90,840	\$ 106,607	\$ 113,290	\$ 123,805	\$ 100,000	123.8%	\$ 19,303	\$ 98,000	19.7%	
50210 - Medical/Dental/Hospital Services	\$ 302,794	\$ 414,361	\$ 435,569	\$ 436,090	\$ 440,093	\$ 437,193	100.7%	\$ 111,395	\$ 451,038	24.7%	
50235 - Public Health Services - Coronavirus	\$ -	\$ -	\$ -	\$ 100	\$ 9,800	\$ -	0.0%	\$ -	\$ -	0.0%	
50340 - Software Licensing Cost	\$ -	\$ 160	\$ 1,035	\$ 425	\$ 220	\$ -	0.0%	\$ 846	\$ -	0.0%	
50420 - Juvenile Board and Care	\$ 25,988	\$ 68,126	\$ 22,778	\$ 32,786	\$ 29,279	\$ 427,036	6.9%	\$ 26,297	\$ 422,036	6.2%	
50480 - Security Services	\$ 7,298	\$ 2,275	\$ -	\$ 150	\$ 21,450	\$ 5,000	429.0%	\$ 4,813	\$ 5,000	96.3%	
50490 - Destruction of Records Services	\$ -	\$ 3,297	\$ 309	\$ 1,890	\$ 189	\$ -	0.0%	\$ 248	\$ -	0.0%	
50500 - Lab Services	\$ 9,260	\$ 6,603	\$ 9,182	\$ 35,843	\$ 26,483	\$ 15,000	176.6%	\$ 14,422	\$ 14,000	103.0%	
50530 - Testing Services	\$ -	\$ -	\$ -	\$ -	\$ -	\$ -	0.0%	\$ -	\$ -	0.0%	
50630 - Halfway House	\$ -	\$ -	\$ -	\$ 680	\$ 340	\$ -	0.0%	\$ -	\$ -	0.0%	
52010 - Janitorial Services	\$ 14,573	\$ 17,455	\$ 18,970	\$ 19,524	\$ 22,977	\$ 19,000	120.9%	\$ 2,712	\$ 19,000	14.3%	
52110 - Repairs and Maint- Buildings	\$ 1,931	\$ 1,169	\$ 8,915	\$ 32,453	\$ 11,873	\$ 1,449	819.4%	\$ 740	\$ 1,449	51.0%	
52120 - Repairs and Maint- Grounds	\$ -	\$ -	\$ -	\$ 15,850	\$ -	\$ -	0.0%	\$ -	\$ -	0.0%	
52130 - Repairs and Maint- Computers	\$ -	\$ -	\$ -	\$ -	\$ -	\$ 750	0.0%	\$ -	\$ 750	0.0%	
52140 - Repairs and Maint- Copiers	\$ 3,684	\$ 3,176	\$ 3,085	\$ 2,924	\$ 3,774	\$ 6,500	58.1%	\$ 505	\$ 6,500	7.8%	
52150 - Repairs and Maint- Comm Equip	\$ 10,845	\$ 24,304	\$ 16,924	\$ 27,308	\$ 43,905	\$ 17,580	249.7%	\$ 10,902	\$ 17,580	62.0%	
52160 - Repairs and Maint- Equipment	\$ 14,641	\$ 19,162	\$ 22,289	\$ 17,392	\$ 7,353	\$ 15,750	46.7%	\$ 626	\$ 10,750	5.8%	
52180 - Building Space Rental	\$ 61,733	\$ 62,968	\$ 64,227	\$ 65,512	\$ 67,367	\$ 66,712	101.0%	\$ 17,011	\$ 68,046	25.0%	
52190 - Equipment Rental	\$ 9,112	\$ 9,112	\$ 9,187	\$ 9,112	\$ 8,043	\$ 9,383	85.7%	\$ 697	\$ 9,383	7.4%	
52230 - Repairs and Maint- Vehicles	\$ 4,931	\$ 8,494	\$ 13,326	\$ 17,916	\$ 17,033	\$ 15,500	109.9%	\$ 10,651	\$ 17,500	60.9%	
52240 - Repairs and Maint- Office Equip	\$ 1,725	\$ 1,616	\$ 1,927	\$ 3,330	\$ 2,677	\$ 3,425	78.2%	\$ 866	\$ 2,925	29.6%	
52270 - DV GPS Equipment Rental	\$ -	\$ -	\$ -	\$ -	\$ -	\$ -	0.0%	\$ -	\$ -	0.0%	
53040 - General Advertising	\$ -	\$ 1,176	\$ 9,353	\$ 6,687	\$ -	\$ 2,100	0.0%	\$ 43	\$ 2,000	2.2%	
53050 - Employment Advertising	\$ -	\$ -	\$ 2,119	\$ 12,024	\$ 5,094	\$ 10,000	50.9%	\$ -	\$ 7,500	0.0%	
53060 - General Printing	\$ -	\$ -	\$ 10	\$ -	\$ -	\$ 50	0.0%	\$ -	\$ 50	0.0%	
53100 - Conferences and Meetings	\$ 19,374	\$ 6,302	\$ 20,343	\$ 33,259	\$ 77,887	\$ 19,500	399.4%	\$ 8,288	\$ 21,000	39.5%	
53110 - Employee Training	\$ 28,315	\$ 8,559	\$ 6,787	\$ 28,976	\$ 32,877	\$ 15,100	217.7%	\$ 1,263	\$ 17,600	7.2%	
53120 - Employee Mileage Expense	\$ 3,934	\$ 2,222	\$ 674	\$ 1,087	\$ 1,148	\$ 4,700	24.4%	\$ 102	\$ 3,300	3.1%	
53130 - General Association Dues	\$ 1,110	\$ 1,541	\$ 4,653	\$ 687	\$ 4,396	\$ 9,050	48.6%	\$ 1,330	\$ 6,050	22.0%	
53170 - Employee Medical Expense	\$ -	\$ -	\$ -	\$ -	\$ -	\$ -	0.0%	\$ -	\$ -	0.0%	
55000 - Miscellaneous Contractual Exp	\$ 15,066	\$ 18,590	\$ 10,092	\$ 12,032	\$ 16,387	\$ 11,794	138.9%	\$ 3,928	\$ 10,794	36.4%	
55050 - Grant Services	\$ -	\$ -	\$ 62	\$ -	\$ -	\$ -	0.0%	\$ -	\$ -	0.0%	
Commodities	\$ 283,877	\$ 368,974	\$ 363,521	\$ 460,587	\$ 360,539	\$ 246,380	146.3%	\$ 60,258	\$ 249,199	24.2%	

Committee Expense Budget Report - by Account Detail
Through February 29, 2024 (25.0% YTD, 23.08% Payroll Expense through Pay Period Ending 2/17/2024)
***2019, 2020, 2021, 2022 Actual Full Fiscal Year, **2023 DRAFT**

Department / Fund / Account Classification	2019 Actual Amount*	2020 Actual Amount*	2021 Actual Amount*	2022 Actual Amount*	2023 Actual Amount**	2023 Adopted Budget	2023 YTD% Actual/Budget	2024 Actual Amount	2024 Adopted Budget	2024 YTD% Actual/Budget	2019 - 2024 Trend
60000 - Office Supplies	\$ 11,322	\$ 17,639	\$ 15,081	\$ 21,142	\$ 14,100	\$ 13,450	104.8%	\$ 3,290	\$ 9,905	33.2%	
60010 - Operating Supplies	\$ 40,704	\$ 45,900	\$ 74,525	\$ 157,944	\$ 38,725	\$ 48,500	79.8%	\$ 4,707	\$ 34,500	13.6%	
60020 - Computer Related Supplies	\$ 17,707	\$ 18,878	\$ 17,354	\$ 20,334	\$ 25,701	\$ 19,500	131.8%	\$ 3,996	\$ 18,700	21.4%	
60040 - Postage	\$ 302	\$ 7	\$ 28	\$ 82	\$ 184	\$ -	0.0%	\$ 82	\$ -	0.0%	
60050 - Books and Subscriptions	\$ 2,430	\$ 3,019	\$ 2,815	\$ 5,219	\$ 3,982	\$ 3,880	102.6%	\$ 926	\$ 3,380	27.4%	
60055 - Office Equipment - Non Capital	\$ 1,758	\$ 32,707	\$ 2,720	\$ 27	\$ -	\$ -	0.0%	\$ -	\$ -	0.0%	
60070 - Computer Hardware- Non Capital	\$ 933	\$ -	\$ 1,903	\$ 7,640	\$ -	\$ -	0.0%	\$ -	\$ -	0.0%	
60100 - Utilities- Water	\$ 12,204	\$ 14,143	\$ 14,422	\$ 16,306	\$ 13,810	\$ 15,000	92.1%	\$ 2,062	\$ 15,000	13.7%	
60160 - Cleaning Supplies	\$ -	\$ -	\$ -	\$ -	\$ -	\$ 200	0.0%	\$ -	\$ 200	0.0%	
60210 - Uniform Supplies	\$ 8,977	\$ 21,037	\$ 17,691	\$ 14,646	\$ 15,071	\$ 11,000	137.0%	\$ 894	\$ 11,000	8.1%	
60220 - Weapons and Ammunition	\$ 128	\$ 524	\$ -	\$ -	\$ -	\$ 500	0.0%	\$ -	\$ 500	0.0%	
60230 - Food	\$ 135,817	\$ 186,364	\$ 181,734	\$ 137,549	\$ 162,480	\$ 100,000	162.5%	\$ 31,342	\$ 120,000	26.1%	
60235 - Healthy Food Initiative Supplies	\$ 50	\$ -	\$ -	\$ -	\$ -	\$ -	0.0%	\$ -	\$ -	0.0%	
60240 - Clothing Supplies	\$ -	\$ -	\$ -	\$ -	\$ -	\$ -	0.0%	\$ -	\$ -	0.0%	
60250 - Medical Supplies and Drugs	\$ 7,302	\$ 6,972	\$ 9,665	\$ 14,303	\$ 22,484	\$ 10,800	208.2%	\$ 3,698	\$ 9,800	37.7%	
60265 - Public Health Commodities - Coronavirus	\$ -	\$ -	\$ -	\$ 522	\$ -	\$ -	0.0%	\$ -	\$ -	0.0%	
60270 - Occupational Therapy Supplies	\$ -	\$ -	\$ 167	\$ 692	\$ -	\$ -	0.0%	\$ 149	\$ -	0.0%	
60450 - Drug Court Graduation Supplies	\$ -	\$ 383	\$ 615	\$ -	\$ 179	\$ -	0.0%	\$ 479	\$ -	0.0%	
60460 - Subscription Databases	\$ -	\$ -	\$ -	\$ 380	\$ 1,039	\$ 500	207.7%	\$ 186	\$ 500	37.2%	
60490 - Equipment < \$1000	\$ -	\$ -	\$ -	\$ 4,868	\$ 5,025	\$ -	0.0%	\$ -	\$ -	0.0%	
60500 - Equipment > \$1000	\$ -	\$ -	\$ -	\$ 13,859	\$ 5,662	\$ -	0.0%	\$ -	\$ -	0.0%	
60520 - Incentives	\$ 7,385	\$ 6,118	\$ 6,397	\$ 8,915	\$ 4,520	\$ 8,350	54.1%	\$ 1,056	\$ 8,350	12.6%	
60540 - Testing Materials	\$ 12,760	\$ 8,070	\$ 9,781	\$ 4,860	\$ 9,823	\$ 6,000	163.7%	\$ 2,510	\$ 7,500	33.5%	
60550 - Peer Group Activities Supplies	\$ -	\$ 166	\$ -	\$ 140	\$ 490	\$ -	0.0%	\$ 537	\$ -	0.0%	
60580 - Special Purpose Equip - Non-Capital	\$ 17,815	\$ -	\$ -	\$ 221	\$ -	\$ -	0.0%	\$ -	\$ -	0.0%	
60590 - Communication Equip - Non-Capital	\$ 563	\$ -	\$ -	\$ -	\$ -	\$ -	0.0%	\$ -	\$ -	0.0%	
63040 - Fuel- Vehicles	\$ 5,201	\$ 3,515	\$ 7,833	\$ 12,106	\$ 12,937	\$ 8,700	148.7%	\$ 1,168	\$ 9,864	11.8%	
64010 - Cellular Phone	\$ -	\$ 2,765	\$ -	\$ 18,831	\$ 18,662	\$ -	0.0%	\$ 3,117	\$ -	0.0%	
65000 - Miscellaneous Supplies	\$ 519	\$ 769	\$ 792	\$ -	\$ 5,664	\$ -	0.0%	\$ 58	\$ -	0.0%	
Capital	\$ 15,177	\$ -	\$ 32,000	\$ 16,864	\$ 18,908	\$ -	100.0%	\$ -	\$ 105,000	0.0%	
70050 - Printers	\$ -	\$ -	\$ -	\$ -	\$ -	\$ -	0.0%	\$ -	\$ -	0.0%	
70060 - Communications Equipment	\$ -	\$ -	\$ -	\$ -	\$ -	\$ -	0.0%	\$ -	\$ -	0.0%	
70070 - Automotive Equipment	\$ -	\$ -	\$ -	\$ -	\$ -	\$ -	0.0%	\$ -	\$ 105,000	0.0%	
70080 - Office Furniture	\$ -	\$ -	\$ -	\$ 1,365	\$ -	\$ -	0.0%	\$ -	\$ -	0.0%	
70090 - Office Equipment	\$ 15,177	\$ -	\$ -	\$ -	\$ -	\$ -	0.0%	\$ -	\$ -	0.0%	
70110 - Machinery and Equipment	\$ -	\$ -	\$ -	\$ -	\$ -	\$ -	0.0%	\$ -	\$ -	0.0%	
70120 - Special Purpose Equipment	\$ -	\$ -	\$ -	\$ -	\$ 18,908	\$ -	100.0%	\$ -	\$ -	0.0%	
72010 - Building Improvements	\$ -	\$ -	\$ 32,000	\$ 15,499	\$ -	\$ -	0.0%	\$ -	\$ -	0.0%	
Transfers Out	\$ -	\$ -	\$ -	\$ -	\$ -	\$ -	0.0%	\$ -	\$ -	0.0%	
99200 - Transfer to Fund 200	\$ -	\$ -	\$ -	\$ -	\$ -	\$ -	0.0%	\$ -	\$ -	0.0%	
99204 - Transfer to Fund 204	\$ -	\$ -	\$ -	\$ -	\$ -	\$ -	0.0%	\$ -	\$ -	0.0%	
270 Probation Services	\$ 900,112	\$ 687,776	\$ 1,056,382	\$ 1,197,471	\$ 1,242,792	\$ 1,607,100	77.3%	\$ 444,352	\$ 1,546,100	28.7%	
Expenses	\$ 900,112	\$ 687,776	\$ 1,056,382	\$ 1,197,471	\$ 1,242,792	\$ 1,607,100	77.3%	\$ 444,352	\$ 1,546,100	28.7%	
Contractual Services	\$ 662,816	\$ 425,907	\$ 598,593	\$ 775,101	\$ 850,387	\$ 1,210,000	70.3%	\$ 65,438	\$ 1,149,000	5.7%	
50150 - Contractual/Consulting Services	\$ 36,622	\$ 19,925	\$ 83,596	\$ 87,015	\$ 265,528	\$ 200,000	132.8%	\$ 24,221	\$ 200,000	12.1%	
50160 - Legal Services	\$ 31,153	\$ 10,125	\$ 40,815	\$ 10,463	\$ -	\$ -	0.0%	\$ -	\$ -	0.0%	
50190 - Court Appointed Counsel	\$ -	\$ -	\$ -	\$ -	\$ -	\$ -	0.0%	\$ -	\$ -	0.0%	
50200 - Psychological/Psychiatric Svcs	\$ 446,058	\$ 305,202	\$ 384,233	\$ 530,742	\$ 465,208	\$ 450,000	103.4%	\$ 23,681	\$ 450,000	5.3%	
50340 - Software Licensing Cost	\$ 66,602	\$ 60,390	\$ 69,865	\$ 71,578	\$ 75,905	\$ 75,000	101.2%	\$ 16,536	\$ 75,000	22.0%	
50410 - Polygraph Testing	\$ 10,150	\$ 4,350	\$ 900	\$ 2,650	\$ 2,400	\$ 5,000	48.0%	\$ 1,000	\$ 4,000	25.0%	
50420 - Juvenile Board and Care	\$ -	\$ -	\$ -	\$ -	\$ -	\$ 400,000	0.0%	\$ -	\$ 400,000	0.0%	
50480 - Security Services	\$ 62,061	\$ 23,048	\$ 13,585	\$ 17,264	\$ 5,225	\$ 60,000	8.7%	\$ -	\$ -	0.0%	

Committee Expense Budget Report - by Account Detail
Through February 29, 2024 (25.0% YTD, 23.08% Payroll Expense through Pay Period Ending 2/17/2024)
***2019, 2020, 2021, 2022 Actual Full Fiscal Year, **2023 DRAFT**

Department / Fund / Account Classification	2019 Actual Amount*	2020 Actual Amount*	2021 Actual Amount*	2022 Actual Amount*	2023 Actual Amount**	2023 Adopted Budget	2023 YTD% Actual/Budget	2024 Actual Amount	2024 Adopted Budget	2024 YTD% Actual/Budget	2019 - 2024 Trend
50500 - Lab Services	\$ -	\$ -	\$ -	\$ 366	\$ 11	\$ -	0.0%	\$ -	\$ -	0.0%	
50530 - Testing Services	\$ -	\$ -	\$ -	\$ -	\$ -	\$ -	0.0%	\$ -	\$ -	0.0%	
53100 - Conferences and Meetings	\$ 3,650	\$ -	\$ 2,732	\$ 4,686	\$ 10,396	\$ 5,000	207.9%	\$ -	\$ 5,000	0.0%	
53110 - Employee Training	\$ 5,400	\$ -	\$ -	\$ 46,270	\$ 25,715	\$ 4,000	642.9%	\$ -	\$ 4,000	0.0%	
53120 - Employee Mileage Expense	\$ -	\$ -	\$ -	\$ -	\$ -	\$ -	0.0%	\$ -	\$ -	0.0%	
53130 - General Association Dues	\$ 1,120	\$ -	\$ -	\$ 1,200	\$ -	\$ 1,000	0.0%	\$ -	\$ 1,000	0.0%	
55000 - Miscellaneous Contractual Exp	\$ -	\$ 2,867	\$ 2,867	\$ 2,867	\$ -	\$ 10,000	0.0%	\$ -	\$ 10,000	0.0%	
Commodities	\$ 12,691	\$ 2,460	\$ 13,087	\$ 20,616	\$ 19,055	\$ 23,750	80.2%	\$ 5,564	\$ 23,750	23.4%	
60000 - Office Supplies	\$ -	\$ -	\$ -	\$ -	\$ -	\$ 500	0.0%	\$ -	\$ 500	0.0%	
60010 - Operating Supplies	\$ -	\$ -	\$ -	\$ -	\$ -	\$ 500	0.0%	\$ -	\$ 500	0.0%	
60020 - Computer Related Supplies	\$ -	\$ -	\$ 6,200	\$ -	\$ -	\$ 1,000	0.0%	\$ -	\$ 1,000	0.0%	
60050 - Books and Subscriptions	\$ -	\$ -	\$ -	\$ -	\$ -	\$ 1,000	0.0%	\$ -	\$ 1,000	0.0%	
60060 - Computer Software- Non Capital	\$ -	\$ -	\$ -	\$ -	\$ -	\$ 500	0.0%	\$ -	\$ 500	0.0%	
60070 - Computer Hardware- Non Capital	\$ -	\$ -	\$ -	\$ -	\$ -	\$ 5,000	0.0%	\$ -	\$ 5,000	0.0%	
60210 - Uniform Supplies	\$ -	\$ -	\$ -	\$ -	\$ -	\$ 2,500	0.0%	\$ -	\$ 2,500	0.0%	
60220 - Weapons and Ammunition	\$ -	\$ -	\$ -	\$ -	\$ -	\$ -	0.0%	\$ -	\$ -	0.0%	
60250 - Medical Supplies and Drugs	\$ 471	\$ -	\$ -	\$ -	\$ -	\$ 250	0.0%	\$ -	\$ 250	0.0%	
60520 - Incentives	\$ 12,220	\$ 2,460	\$ 5,070	\$ 13,203	\$ 14,157	\$ 2,500	566.3%	\$ 4,300	\$ 2,500	172.0%	
60540 - Testing Materials	\$ -	\$ -	\$ 1,817	\$ 7,413	\$ 4,898	\$ 10,000	49.0%	\$ 1,264	\$ 10,000	12.6%	
Capital	\$ -	\$ 13,705	\$ 17,795	\$ 28,404	\$ -	\$ -	0.0%	\$ -	\$ -	0.0%	
70120 - Special Purpose Equipment	\$ -	\$ -	\$ -	\$ 28,404	\$ -	\$ -	0.0%	\$ -	\$ -	0.0%	
72010 - Building Improvements	\$ -	\$ 13,705	\$ 17,795	\$ -	\$ -	\$ -	0.0%	\$ -	\$ -	0.0%	
Contingency and Other	\$ -	\$ -	\$ -	\$ -	\$ -	\$ -	0.0%	\$ -	\$ -	0.0%	
89000 - Addition to Fund Balance	\$ -	\$ -	\$ -	\$ -	\$ -	\$ -	0.0%	\$ -	\$ -	0.0%	
Transfers Out	\$ 224,606	\$ 245,704	\$ 426,906	\$ 373,350	\$ 373,350	\$ 373,350	100.0%	\$ 373,350	\$ 373,350	100.0%	
99000 - Transfer To Other Funds	\$ 224,606	\$ 245,704	\$ 426,906	\$ -	\$ -	\$ -	0.0%	\$ -	\$ -	0.0%	
99273 - Transfer to Fund 273	\$ -	\$ -	\$ -	\$ 373,350	\$ 373,350	\$ 373,350	100.0%	\$ 373,350	\$ 373,350	100.0%	
271 Substance Abuse Screening	\$ 23,940	\$ 14,082	\$ 12,880	\$ 30,226	\$ 45,818	\$ 80,000	57.3%	\$ 459	\$ 45,000	1.0%	
Expenses	\$ 23,940	\$ 14,082	\$ 12,880	\$ 30,226	\$ 45,818	\$ 80,000	57.3%	\$ 459	\$ 45,000	1.0%	
Contractual Services	\$ 23,602	\$ 14,082	\$ 12,504	\$ 30,122	\$ 44,955	\$ 75,000	59.9%	\$ -	\$ 40,000	0.0%	
50500 - Lab Services	\$ 23,602	\$ 14,054	\$ 12,466	\$ 30,122	\$ 44,955	\$ 75,000	59.9%	\$ -	\$ 40,000	0.0%	
53040 - General Advertising	\$ -	\$ 28	\$ 38	\$ -	\$ -	\$ -	0.0%	\$ -	\$ -	0.0%	
Commodities	\$ 338	\$ -	\$ 376	\$ 104	\$ 863	\$ 5,000	17.3%	\$ 459	\$ 5,000	9.2%	
60250 - Medical Supplies and Drugs	\$ 338	\$ -	\$ 376	\$ 104	\$ 863	\$ 5,000	17.3%	\$ 459	\$ 5,000	9.2%	
Contingency and Other	\$ -	\$ -	\$ -	\$ -	\$ -	\$ -	0.0%	\$ -	\$ -	0.0%	
89000 - Addition to Fund Balance	\$ -	\$ -	\$ -	\$ -	\$ -	\$ -	0.0%	\$ -	\$ -	0.0%	
273 Drug Court Special Resources	\$ 767,465	\$ 167,445	\$ 266,110	\$ 289,300	\$ 364,137	\$ 622,517	58.5%	\$ 49,492	\$ 622,517	8.0%	
Expenses	\$ 767,465	\$ 167,445	\$ 266,110	\$ 289,300	\$ 364,137	\$ 622,517	58.5%	\$ 49,492	\$ 622,517	8.0%	
Personnel Services- Salaries & Wages	\$ 356,527	\$ -	\$ -	\$ -	\$ -	\$ -	0.0%	\$ -	\$ -	0.0%	
40000 - Salaries and Wages	\$ 354,610	\$ -	\$ -	\$ -	\$ -	\$ -	0.0%	\$ -	\$ -	0.0%	
40200 - Overtime Salaries	\$ 1,918	\$ -	\$ -	\$ -	\$ -	\$ -	0.0%	\$ -	\$ -	0.0%	
Personnel Services- Employee Benefits	\$ 112,187	\$ -	\$ -	\$ -	\$ -	\$ -	0.0%	\$ -	\$ -	0.0%	
45000 - Healthcare Contribution	\$ 57,866	\$ -	\$ -	\$ -	\$ -	\$ -	0.0%	\$ -	\$ -	0.0%	
45010 - Dental Contribution	\$ 2,239	\$ -	\$ -	\$ -	\$ -	\$ -	0.0%	\$ -	\$ -	0.0%	
45100 - FICA/SS Contribution	\$ 26,483	\$ -	\$ -	\$ -	\$ -	\$ -	0.0%	\$ -	\$ -	0.0%	
45200 - IMRF Contribution	\$ 25,600	\$ -	\$ -	\$ -	\$ -	\$ -	0.0%	\$ -	\$ -	0.0%	
Contractual Services	\$ 274,905	\$ 157,537	\$ 255,144	\$ 279,891	\$ 346,277	\$ 602,817	57.4%	\$ 47,507	\$ 602,817	7.9%	
50150 - Contractual/Consulting Services	\$ 36,206	\$ 34,911	\$ 33,146	\$ 35,102	\$ 38,565	\$ 238,030	16.2%	\$ 5,723	\$ 188,030	3.0%	
50200 - Psychological/Psychiatric Svcs	\$ 2,260	\$ -	\$ -	\$ -	\$ 2,768	\$ -	0.0%	\$ 3,056	\$ -	0.0%	
50340 - Software Licensing Cost	\$ -	\$ -	\$ -	\$ 141	\$ 50	\$ -	0.0%	\$ -	\$ -	0.0%	
50500 - Lab Services	\$ 33,773	\$ 18,208	\$ 27,667	\$ 66,166	\$ 101,455	\$ 40,000	253.6%	\$ 16,601	\$ 90,000	18.4%	

Committee Expense Budget Report - by Account Detail
Through February 29, 2024 (25.0% YTD, 23.08% Payroll Expense through Pay Period Ending 2/17/2024)
***2019, 2020, 2021, 2022 Actual Full Fiscal Year, **2023 DRAFT**

Department / Fund / Account Classification	2019 Actual Amount*	2020 Actual Amount*	2021 Actual Amount*	2022 Actual Amount*	2023 Actual Amount**	2023 Adopted Budget	2023 YTD% Actual/Budget	2024 Actual Amount	2024 Adopted Budget	2024 YTD% Actual/Budget	2019 - 2024 Trend
50630 - Halfway House	\$ 11,970	\$ 18,595	\$ 12,643	\$ 15,588	\$ 22,035	\$ 28,400	77.6%	\$ 3,410	\$ 28,400	12.0%	
50640 - Residential Treatment	\$ 160,835	\$ 67,804	\$ 156,575	\$ 150,284	\$ 159,600	\$ 280,787	56.8%	\$ 18,498	\$ 280,787	6.6%	
52230 - Repairs and Maint- Vehicles	\$ 3,019	\$ 2,707	\$ 2,240	\$ 1,189	\$ 1,897	\$ 3,000	63.2%	\$ -	\$ 3,000	0.0%	
52240 - Repairs and Maint- Office Equip	\$ -	\$ 124	\$ 124	\$ 124	\$ 213	\$ -	0.0%	\$ 124	\$ -	0.0%	
53000 - Liability Insurance	\$ 7,354	\$ -	\$ -	\$ -	\$ -	\$ -	0.0%	\$ -	\$ -	0.0%	
53010 - Workers Compensation	\$ 9,831	\$ -	\$ -	\$ -	\$ -	\$ -	0.0%	\$ -	\$ -	0.0%	
53020 - Unemployment Claims	\$ 433	\$ -	\$ -	\$ -	\$ -	\$ -	0.0%	\$ -	\$ -	0.0%	
53040 - General Advertising	\$ -	\$ -	\$ 32	\$ -	\$ -	\$ -	0.0%	\$ -	\$ -	0.0%	
53100 - Conferences and Meetings	\$ 5,930	\$ 14,569	\$ 21,187	\$ 6,957	\$ 8,791	\$ 10,000	87.9%	\$ 95	\$ 10,000	1.0%	
53110 - Employee Training	\$ 2,873	\$ -	\$ 1,311	\$ 87	\$ 6,716	\$ 1,500	447.8%	\$ -	\$ 1,500	0.0%	
53120 - Employee Mileage Expense	\$ 280	\$ 619	\$ 78	\$ 39	\$ 39	\$ 600	6.4%	\$ -	\$ 600	0.0%	
53130 - General Association Dues	\$ 140	\$ -	\$ 140	\$ -	\$ 150	\$ 500	30.0%	\$ -	\$ 500	0.0%	
55000 - Miscellaneous Contractual Exp	\$ -	\$ -	\$ -	\$ 4,213	\$ 3,999	\$ -	0.0%	\$ -	\$ -	0.0%	
Commodities	\$ 23,476	\$ 9,908	\$ 10,966	\$ 9,408	\$ 17,860	\$ 19,700	90.7%	\$ 1,985	\$ 19,700	10.1%	
60000 - Office Supplies	\$ 236	\$ 100	\$ 752	\$ 518	\$ 53	\$ 500	10.6%	\$ -	\$ 500	0.0%	
60010 - Operating Supplies	\$ 167	\$ 598	\$ 724	\$ 604	\$ 892	\$ 500	178.4%	\$ 40	\$ 500	8.1%	
60040 - Postage	\$ -	\$ -	\$ -	\$ -	\$ 38	\$ 200	18.9%	\$ -	\$ 200	0.0%	
60050 - Books and Subscriptions	\$ 654	\$ 1,763	\$ 1,160	\$ 184	\$ 2,877	\$ 1,500	191.8%	\$ -	\$ 1,500	0.0%	
60250 - Medical Supplies and Drugs	\$ 338	\$ 506	\$ 225	\$ 865	\$ 475	\$ 500	95.0%	\$ -	\$ 500	0.0%	
60450 - Drug Court Graduation Supplies	\$ 1,326	\$ 940	\$ 1,731	\$ 973	\$ 1,525	\$ 2,000	76.2%	\$ -	\$ 2,000	0.0%	
60530 - Sanction Incentives	\$ 16,231	\$ 2,746	\$ 4,168	\$ 3,440	\$ 8,173	\$ 10,000	81.7%	\$ 610	\$ 10,000	6.1%	
60550 - Peer Group Activities Supplies	\$ 2,487	\$ 1,456	\$ 910	\$ 1,294	\$ 3,073	\$ 2,000	153.7%	\$ 1,281	\$ 2,000	64.1%	
63040 - Fuel- Vehicles	\$ 2,037	\$ 1,799	\$ 1,297	\$ 1,531	\$ 555	\$ 2,500	22.2%	\$ 53	\$ 2,500	2.1%	
65000 - Miscellaneous Supplies	\$ -	\$ -	\$ -	\$ -	\$ 201	\$ -	0.0%	\$ -	\$ -	0.0%	
Capital	\$ 370	\$ -	\$ -	\$ -	\$ -	\$ -	0.0%	\$ -	\$ -	0.0%	
70060 - Communications Equipment	\$ 232	\$ -	\$ -	\$ -	\$ -	\$ -	0.0%	\$ -	\$ -	0.0%	
70120 - Special Purpose Equipment	\$ 138	\$ -	\$ -	\$ -	\$ -	\$ -	0.0%	\$ -	\$ -	0.0%	
Contingency and Other	\$ -	\$ -	\$ -	\$ -	\$ -	\$ -	0.0%	\$ -	\$ -	0.0%	
89000 - Addition to Fund Balance	\$ -	\$ -	\$ -	\$ -	\$ -	\$ -	0.0%	\$ -	\$ -	0.0%	
275 Juvenile Drug Court	\$ -	\$ 111,486	\$ -	\$ -	\$ -	\$ -	0.0%	\$ -	\$ -	0.0%	
Expenses	\$ -	\$ 111,486	\$ -	\$ -	\$ -	\$ -	0.0%	\$ -	\$ -	0.0%	
Contingency and Other	\$ -	\$ -	\$ -	\$ -	\$ -	\$ -	0.0%	\$ -	\$ -	0.0%	
89000 - Addition to Fund Balance	\$ -	\$ -	\$ -	\$ -	\$ -	\$ -	0.0%	\$ -	\$ -	0.0%	
Transfers Out	\$ -	\$ 111,486	\$ -	\$ -	\$ -	\$ -	0.0%	\$ -	\$ -	0.0%	
99000 - Transfer To Other Funds	\$ -	\$ 111,486	\$ -	\$ -	\$ -	\$ -	0.0%	\$ -	\$ -	0.0%	
276 Probation Victim Services	\$ 24,000	\$ 12,000	\$ -	\$ -	\$ -	\$ 10,000	0.0%	\$ -	\$ 10,000	0.0%	
Expenses	\$ 24,000	\$ 12,000	\$ -	\$ -	\$ -	\$ 10,000	0.0%	\$ -	\$ 10,000	0.0%	
Contractual Services	\$ 12,000	\$ 12,000	\$ -	\$ -	\$ -	\$ 10,000	0.0%	\$ -	\$ 10,000	0.0%	
50590 - Professional Services	\$ 12,000	\$ 12,000	\$ -	\$ -	\$ -	\$ 10,000	0.0%	\$ -	\$ 10,000	0.0%	
Contingency and Other	\$ -	\$ -	\$ -	\$ -	\$ -	\$ -	0.0%	\$ -	\$ -	0.0%	
89000 - Addition to Fund Balance	\$ -	\$ -	\$ -	\$ -	\$ -	\$ -	0.0%	\$ -	\$ -	0.0%	
Transfers Out	\$ 12,000	\$ -	\$ -	\$ -	\$ -	\$ -	0.0%	\$ -	\$ -	0.0%	
99000 - Transfer To Other Funds	\$ 12,000	\$ -	\$ -	\$ -	\$ -	\$ -	0.0%	\$ -	\$ -	0.0%	
277 Victim Impact Panel	\$ 22,750	\$ -	\$ -	\$ -	\$ -	\$ -	0.0%	\$ -	\$ -	0.0%	
Expenses	\$ 22,750	\$ -	\$ -	\$ -	\$ -	\$ -	0.0%	\$ -	\$ -	0.0%	
Contractual Services	\$ 22,750	\$ -	\$ -	\$ -	\$ -	\$ -	0.0%	\$ -	\$ -	0.0%	
50150 - Contractual/Consulting Services	\$ 22,750	\$ -	\$ -	\$ -	\$ -	\$ -	0.0%	\$ -	\$ -	0.0%	
Commodities	\$ -	\$ -	\$ -	\$ -	\$ -	\$ -	0.0%	\$ -	\$ -	0.0%	
60000 - Office Supplies	\$ -	\$ -	\$ -	\$ -	\$ -	\$ -	0.0%	\$ -	\$ -	0.0%	
60010 - Operating Supplies	\$ -	\$ -	\$ -	\$ -	\$ -	\$ -	0.0%	\$ -	\$ -	0.0%	

Committee Expense Budget Report - by Account Detail
Through February 29, 2024 (25.0% YTD, 23.08% Payroll Expense through Pay Period Ending 2/17/2024)
***2019, 2020, 2021, 2022 Actual Full Fiscal Year, **2023 DRAFT**

Department / Fund / Account Classification	2019 Actual Amount*	2020 Actual Amount*	2021 Actual Amount*	2022 Actual Amount*	2023 Actual Amount**	2023 Adopted Budget	2023 YTD% Actual/Budget	2024 Actual Amount	2024 Adopted Budget	2024 YTD% Actual/Budget	2019 - 2024 Trend
Contingency and Other	\$ -	\$ -	\$ -	\$ -	\$ -	\$ -	0.0%	\$ -	\$ -	0.0%	
89000 - Addition to Fund Balance	\$ -	\$ -	\$ -	\$ -	\$ -	\$ -	0.0%	\$ -	\$ -	0.0%	
Transfers Out	\$ -	\$ -	\$ -	\$ -	\$ -	\$ -	0.0%	\$ -	\$ -	0.0%	
99000 - Transfer To Other Funds	\$ -	\$ -	\$ -	\$ -	\$ -	\$ -	0.0%	\$ -	\$ -	0.0%	
278 Juvenile Justice Donation Fund	\$ 732	\$ 1,616	\$ 23	\$ 262	\$ 216	\$ 700	30.9%	\$ -	\$ 700	0.0%	
Expenses	\$ 732	\$ 1,616	\$ 23	\$ 262	\$ 216	\$ 700	30.9%	\$ -	\$ 700	0.0%	
Commodities	\$ 732	\$ 1,616	\$ 23	\$ 262	\$ 216	\$ 700	30.9%	\$ -	\$ 700	0.0%	
60050 - Books and Subscriptions	\$ 732	\$ -	\$ -	\$ -	\$ 216	\$ 600	36.1%	\$ -	\$ 600	0.0%	
65000 - Miscellaneous Supplies	\$ -	\$ 1,616	\$ 23	\$ 262	\$ -	\$ 100	0.0%	\$ -	\$ 100	0.0%	
759 Court Svcs Employee Education	\$ -	\$ -	\$ -	\$ -	\$ -	\$ 100	0.0%	\$ -	\$ 100	0.0%	
Expenses	\$ -	\$ -	\$ -	\$ -	\$ -	\$ 100	0.0%	\$ -	\$ 100	0.0%	
Contingency and Other	\$ -	\$ -	\$ -	\$ -	\$ -	\$ 100	0.0%	\$ -	\$ 100	0.0%	
89000 - Addition to Fund Balance	\$ -	\$ -	\$ -	\$ -	\$ -	\$ 100	0.0%	\$ -	\$ 100	0.0%	
Grand Total	\$ 13,221,085	\$ 12,591,373	\$ 13,822,147	\$ 14,703,171	\$ 15,880,416	\$ 16,605,450	95.0%	\$ 3,338,818	\$ 15,352,407	21.7%	

Committee Revenue Budget Report - by Account Detail
Through February 29, 2024 (25.0% YTD)
***2019, 2020, 2021, 2022 Actual Full Fiscal Year, **2023 DRAFT**

Department / Fund / Account Classification	2019 Actual Amount*	2020 Actual Amount*	2021 Actual Amount*	2022 Actual Amount*	2023 Actual Amount**	2023 Adopted Budget	2023 YTD% Actual/Budget	2024 Actual Amount	2024 Adopted Budget	2024 YTD% Actual/Budget	2019 - 2024 Trend
490 Coroner	\$ 165,720	\$ 159,930	\$ 134,951	\$ 187,198	\$ 216,300	\$ 204,818	105.6%	\$ 60,971	\$ 301,634	20.2%	
001 General Fund	\$ 38,047	\$ -	\$ -	\$ -	\$ -	\$ -	0.0%	\$ -	\$ -	0.0%	
Revenue	\$ 38,047	\$ -	\$ -	\$ -	\$ -	\$ -	0.0%	\$ -	\$ -	0.0%	
Transfers In	\$ 8,047	\$ -	\$ -	\$ -	\$ -	\$ -	0.0%	\$ -	\$ -	0.0%	
39000 - Transfer From Other Funds	\$ 8,047	\$ -	\$ -	\$ -	\$ -	\$ -	0.0%	\$ -	\$ -	0.0%	
Charges for Services	\$ 30,000	\$ -	\$ -	\$ -	\$ -	\$ -	0.0%	\$ -	\$ -	0.0%	
34560 - County Coroner Fees	\$ 30,000	\$ -	\$ -	\$ -	\$ -	\$ -	0.0%	\$ -	\$ -	0.0%	
289 Coroner Administration	\$ 127,673	\$ 159,930	\$ 134,955	\$ 187,255	\$ 216,176	\$ 204,808	105.6%	\$ 60,971	\$ 301,500	20.2%	
Revenue	\$ 127,673	\$ 159,930	\$ 134,955	\$ 187,255	\$ 216,176	\$ 204,808	105.6%	\$ 60,971	\$ 301,500	20.2%	
Interest Revenue	\$ 4,049	\$ 2,927	\$ (9)	\$ (3,858)	\$ 9,850	\$ -	0.0%	\$ -	\$ -	0.0%	
38000 - Investment Income	\$ 4,049	\$ 2,927	\$ (9)	\$ (3,858)	\$ 9,850	\$ -	0.0%	\$ -	\$ -	0.0%	
Other	\$ 425	\$ -	\$ -	\$ -	\$ -	\$ 23,038	0.0%	\$ -	\$ 24,000	0.0%	
38530 - Auction Sales	\$ 425	\$ -	\$ -	\$ -	\$ -	\$ -	0.0%	\$ -	\$ -	0.0%	
39900 - Fund Balance Utilization	\$ -	\$ -	\$ -	\$ -	\$ -	\$ 23,038	0.0%	\$ -	\$ 24,000	0.0%	
Charges for Services	\$ 118,700	\$ 152,667	\$ 131,042	\$ 176,782	\$ 202,961	\$ 176,417	115.0%	\$ 60,971	\$ 270,000	22.6%	
34560 - County Coroner Fees	\$ 109,625	\$ 141,282	\$ 121,517	\$ 162,357	\$ 192,086	\$ 165,167	116.3%	\$ 59,396	\$ 260,000	22.8%	
34570 - Body Bag Fees	\$ 9,075	\$ 11,385	\$ 9,525	\$ 14,425	\$ 10,875	\$ 11,250	96.7%	\$ 1,575	\$ 10,000	15.8%	
Grants	\$ 4,412	\$ 4,336	\$ 3,922	\$ 14,331	\$ 3,365	\$ 5,353	62.9%	\$ -	\$ 7,500	0.0%	
33705 - Death Certificate Surcharge Grant	\$ 4,412	\$ 4,336	\$ 3,922	\$ 14,331	\$ 3,365	\$ 5,353	62.9%	\$ -	\$ 7,500	0.0%	
Reimbursements	\$ 87	\$ -	\$ -	\$ -	\$ -	\$ -	0.0%	\$ -	\$ -	0.0%	
37620 - Direct Cremation Reimbursement	\$ -	\$ -	\$ -	\$ -	\$ -	\$ -	0.0%	\$ -	\$ -	0.0%	
37900 - Miscellaneous Reimbursement	\$ 87	\$ -	\$ -	\$ -	\$ -	\$ -	0.0%	\$ -	\$ -	0.0%	
701 Elder Fatality Review Team	\$ -	\$ -	\$ (5)	\$ (57)	\$ 124	\$ 10	1235.2%	\$ -	\$ 134	0.0%	
Revenue	\$ -	\$ -	\$ (5)	\$ (57)	\$ 124	\$ 10	1235.2%	\$ -	\$ 134	0.0%	
Interest Revenue	\$ -	\$ -	\$ (5)	\$ (57)	\$ 124	\$ 10	1235.2%	\$ -	\$ 134	0.0%	
38000 - Investment Income	\$ -	\$ -	\$ (5)	\$ (57)	\$ 124	\$ 10	1235.2%	\$ -	\$ 134	0.0%	
Grand Total	\$ 165,720	\$ 159,930	\$ 134,951	\$ 187,198	\$ 216,300	\$ 204,818	105.6%	\$ 60,971	\$ 301,634	20.2%	

Committee Expense Budget Report - by Account Detail
Through February 29, 2024 (25.0% YTD, 23.08% Payroll Expense through Pay Period Ending 2/17/2024)
***2019, 2020, 2021, 2022 Actual Full Fiscal Year, **2023 DRAFT**

Department / Fund / Account Classification	2019 Actual Amount*	2020 Actual Amount*	2021 Actual Amount*	2022 Actual Amount*	2023 Actual Amount**	2023 Adopted Budget	2023 YTD% Actual/Budget	2024 Actual Amount	2024 Adopted Budget	2024 YTD% Actual/Budget	2019 - 2024 Trend
490 Coroner	\$ 1,269,860	\$ 1,470,074	\$ 1,537,747	\$ 1,713,340	\$ 1,717,236	\$ 1,722,723	99.8%	\$ 385,895	\$ 1,757,068	22.0%	
001 General Fund	\$ 1,188,355	\$ 1,376,902	\$ 1,422,973	\$ 1,580,012	\$ 1,633,011	\$ 1,517,905	107.8%	\$ 281,727	\$ 1,455,434	19.4%	
Expenses	\$ 1,188,355	\$ 1,376,902	\$ 1,422,973	\$ 1,580,012	\$ 1,633,011	\$ 1,517,905	107.8%	\$ 281,727	\$ 1,455,434	19.4%	
Personnel Services- Salaries & Wages	\$ 628,314	\$ 637,169	\$ 715,456	\$ 781,458	\$ 839,231	\$ 780,566	107.5%	\$ 181,258	\$ 828,234	21.9%	
40000 - Salaries and Wages	\$ 545,207	\$ 562,409	\$ 625,112	\$ 680,517	\$ 734,971	\$ 697,697	105.3%	\$ 160,205	\$ 724,441	22.1%	
40002 - Non-Union Wage Increase	\$ -	\$ -	\$ -	\$ -	\$ -	\$ 15,164	0.0%	\$ -	\$ -	0.0%	
40005 - New Position Budget Moved to Contingency	\$ -	\$ -	\$ -	\$ -	\$ -	\$ (36,400)	0.0%	\$ -	\$ -	0.0%	
40009 - Salaries and Wages Subsidy	\$ -	\$ (10,848)	\$ -	\$ -	\$ -	\$ -	0.0%	\$ -	\$ -	0.0%	
40200 - Overtime Salaries	\$ 78,433	\$ 86,582	\$ 90,344	\$ 100,941	\$ 104,259	\$ 104,105	100.1%	\$ 21,053	\$ 103,793	20.3%	
40209 - Overtime Subsidy	\$ -	\$ (974)	\$ -	\$ -	\$ -	\$ -	0.0%	\$ -	\$ -	0.0%	
40300 - Employee Per Diem	\$ 4,674	\$ -	\$ -	\$ -	\$ -	\$ -	0.0%	\$ -	\$ -	0.0%	
Personnel Services- Employee Benefits	\$ 150,374	\$ 159,863	\$ 157,936	\$ 181,642	\$ 197,416	\$ 197,259	100.1%	\$ -	\$ -	0.0%	
45000 - Healthcare Contribution	\$ 146,230	\$ 156,104	\$ 152,791	\$ 176,582	\$ 192,312	\$ 192,231	100.0%	\$ -	\$ -	0.0%	
45009 - Healthcare Subsidy	\$ -	\$ (386)	\$ -	\$ -	\$ -	\$ -	0.0%	\$ -	\$ -	0.0%	
45010 - Dental Contribution	\$ 4,144	\$ 4,153	\$ 5,145	\$ 5,060	\$ 5,104	\$ 5,028	101.5%	\$ -	\$ -	0.0%	
45019 - Dental Subsidy	\$ -	\$ (8)	\$ -	\$ -	\$ -	\$ -	0.0%	\$ -	\$ -	0.0%	
Contractual Services	\$ 402,294	\$ 575,324	\$ 537,341	\$ 607,312	\$ 585,162	\$ 524,580	112.1%	\$ 98,620	\$ 611,700	16.1%	
50150 - Contractual/Consulting Services	\$ 137	\$ 126	\$ 408	\$ 1,218	\$ -	\$ -	0.0%	\$ -	\$ -	0.0%	
50235 - Public Health Services - Coronavirus	\$ -	\$ -	\$ -	\$ -	\$ -	\$ -	0.0%	\$ -	\$ -	0.0%	
50430 - Autopsies/Consulting	\$ 304,375	\$ 455,700	\$ 416,650	\$ 458,782	\$ 470,500	\$ 399,000	117.9%	\$ 69,450	\$ 460,500	15.1%	
50440 - Forensic Expense	\$ 4,115	\$ -	\$ 1,327	\$ 5,445	\$ 726	\$ 5,000	14.5%	\$ -	\$ 5,000	0.0%	
50450 - Toxicology Expense	\$ 76,397	\$ 102,672	\$ 104,109	\$ 121,444	\$ 100,871	\$ 96,380	104.7%	\$ 25,934	\$ 122,000	21.3%	
50470 - X-Rays	\$ -	\$ 1,327	\$ -	\$ -	\$ -	\$ -	0.0%	\$ -	\$ -	0.0%	
52230 - Repairs and Maint- Vehicles	\$ 4,847	\$ 6,260	\$ 4,379	\$ 5,177	\$ 2,114	\$ 7,500	28.2%	\$ 176	\$ 7,500	2.3%	
53100 - Conferences and Meetings	\$ 1,632	\$ 801	\$ 372	\$ 956	\$ 1,845	\$ 3,000	61.5%	\$ 466	\$ 3,000	15.5%	
53120 - Employee Mileage Expense	\$ 356	\$ 346	\$ -	\$ 130	\$ -	\$ -	0.0%	\$ -	\$ -	0.0%	
53130 - General Association Dues	\$ 1,719	\$ 2,070	\$ 170	\$ 3,027	\$ 690	\$ 3,200	21.6%	\$ 2,050	\$ 3,200	64.1%	
55000 - Miscellaneous Contractual Exp	\$ 8,718	\$ 6,021	\$ 9,925	\$ 11,135	\$ 8,416	\$ 10,500	105.2%	\$ 545	\$ 10,500	5.2%	
Commodities	\$ 7,373	\$ 4,546	\$ 12,241	\$ 9,600	\$ 11,202	\$ 15,500	72.3%	\$ 1,848	\$ 15,500	11.9%	
60010 - Operating Supplies	\$ -	\$ -	\$ -	\$ -	\$ -	\$ -	0.0%	\$ -	\$ -	0.0%	
60050 - Books and Subscriptions	\$ 215	\$ 385	\$ 299	\$ 436	\$ 540	\$ 500	108.0%	\$ 466	\$ 500	93.3%	
60265 - Public Health Commodities - Coronavirus	\$ -	\$ -	\$ -	\$ -	\$ -	\$ -	0.0%	\$ -	\$ -	0.0%	
63040 - Fuel- Vehicles	\$ 7,158	\$ 4,161	\$ 11,942	\$ 9,165	\$ 10,662	\$ 15,000	71.1%	\$ 1,382	\$ 15,000	9.2%	
Transfers Out	\$ -	\$ -	\$ -	\$ -	\$ -	\$ -	0.0%	\$ -	\$ -	0.0%	
99200 - Transfer to Fund 200	\$ -	\$ -	\$ -	\$ -	\$ -	\$ -	0.0%	\$ -	\$ -	0.0%	
289 Coroner Administration	\$ 81,504	\$ 93,172	\$ 114,774	\$ 133,328	\$ 84,225	\$ 204,808	41.1%	\$ 104,168	\$ 301,500	34.6%	
Expenses	\$ 81,504	\$ 93,172	\$ 114,774	\$ 133,328	\$ 84,225	\$ 204,808	41.1%	\$ 104,168	\$ 301,500	34.6%	
Contractual Services	\$ 17,284	\$ 34,266	\$ 32,266	\$ 31,084	\$ 30,088	\$ 51,308	58.6%	\$ 5,046	\$ 73,000	6.9%	
50385 - Direct Cremation	\$ 2,729	\$ 5,040	\$ 6,082	\$ 3,549	\$ 2,600	\$ 7,500	34.7%	\$ 115	\$ 7,500	1.5%	
52230 - Repairs and Maint- Vehicles	\$ 25	\$ -	\$ -	\$ -	\$ -	\$ -	0.0%	\$ -	\$ -	0.0%	
53100 - Conferences and Meetings	\$ 3,667	\$ 2,153	\$ 3,666	\$ 2,801	\$ 2,077	\$ 4,000	51.9%	\$ -	\$ 8,000	0.0%	
53110 - Employee Training	\$ 1,229	\$ 3,771	\$ 4,267	\$ 1,694	\$ 8,191	\$ 8,208	99.8%	\$ -	\$ 10,000	0.0%	
53120 - Employee Mileage Expense	\$ -	\$ -	\$ -	\$ -	\$ -	\$ -	0.0%	\$ -	\$ -	0.0%	
53130 - General Association Dues	\$ -	\$ 549	\$ 2,888	\$ 7,712	\$ 1,285	\$ 5,600	22.9%	\$ 1,030	\$ 7,500	13.7%	
55000 - Miscellaneous Contractual Exp	\$ 9,633	\$ 22,752	\$ 15,363	\$ 15,327	\$ 15,935	\$ 26,000	61.3%	\$ 3,901	\$ 40,000	9.8%	
Commodities	\$ 56,174	\$ 49,431	\$ 67,910	\$ 53,869	\$ 54,137	\$ 88,500	61.2%	\$ 33,540	\$ 133,500	25.1%	
60000 - Office Supplies	\$ 3,313	\$ 1,752	\$ 3,794	\$ 3,048	\$ 2,341	\$ 3,500	66.9%	\$ 586	\$ 3,500	16.7%	
60010 - Operating Supplies	\$ 44,780	\$ 42,402	\$ 44,984	\$ 39,785	\$ 50,670	\$ 70,000	72.4%	\$ 30,178	\$ 86,000	35.1%	
60025 - Lab Supplies	\$ -	\$ -	\$ -	\$ -	\$ -	\$ -	0.0%	\$ -	\$ 24,000	0.0%	
60050 - Books and Subscriptions	\$ -	\$ -	\$ -	\$ 432	\$ -	\$ -	0.0%	\$ -	\$ -	0.0%	
60210 - Uniform Supplies	\$ 2,447	\$ 3,115	\$ 3,740	\$ 3,815	\$ 1,126	\$ 5,000	22.5%	\$ 748	\$ 8,000	9.4%	
60280 - Body Bags	\$ 5,453	\$ 1,361	\$ 2,604	\$ 6,790	\$ -	\$ 10,000	0.0%	\$ 2,028	\$ 12,000	16.9%	
60290 - Photography Supplies	\$ 180	\$ 800	\$ -	\$ -	\$ -	\$ -	0.0%	\$ -	\$ -	0.0%	
65015 - Miscellaneous Operating Commodity Expenses	\$ -	\$ -	\$ 12,787	\$ -	\$ -	\$ -	0.0%	\$ -	\$ -	0.0%	

Committee Expense Budget Report - by Account Detail
Through February 29, 2024 (25.0% YTD, 23.08% Payroll Expense through Pay Period Ending 2/17/2024)
***2019, 2020, 2021, 2022 Actual Full Fiscal Year, **2023 DRAFT**

Department / Fund / Account Classification	2019 Actual Amount*	2020 Actual Amount*	2021 Actual Amount*	2022 Actual Amount*	2023 Actual Amount**	2023 Adopted Budget	2023 YTD% Actual/Budget	2024 Actual Amount	2024 Adopted Budget	2024 YTD% Actual/Budget	2019 - 2024 Trend
Capital	\$ -	\$ 9,476	\$ 14,598	\$ 48,375	\$ -	\$ 65,000	0.0%	\$ 65,583	\$ 95,000	69.0%	
70070 - Automotive Equipment	\$ -	\$ -	\$ -	\$ 48,375	\$ -	\$ 65,000	0.0%	\$ 65,583	\$ 95,000	69.0%	
70120 - Special Purpose Equipment	\$ -	\$ 9,476	\$ 14,598	\$ -	\$ -	\$ -	0.0%	\$ -	\$ -	0.0%	
Transfers Out	\$ 8,047	\$ -	\$ -	\$ -	\$ -	\$ -	0.0%	\$ -	\$ -	0.0%	
99000 - Transfer To Other Funds	\$ 8,047	\$ -	\$ -	\$ -	\$ -	\$ -	0.0%	\$ -	\$ -	0.0%	
701 Elder Fatality Review Team	\$ -	\$ -	\$ -	\$ -	\$ -	\$ 10	0.0%	\$ -	\$ 134	0.0%	
Expenses	\$ -	\$ -	\$ -	\$ -	\$ -	\$ 10	0.0%	\$ -	\$ 134	0.0%	
Contingency and Other	\$ -	\$ -	\$ -	\$ -	\$ -	\$ 10	0.0%	\$ -	\$ 134	0.0%	
89000 - Addition to Fund Balance	\$ -	\$ -	\$ -	\$ -	\$ -	\$ 10	0.0%	\$ -	\$ 134	0.0%	
Grand Total	\$ 1,269,860	\$ 1,470,074	\$ 1,537,747	\$ 1,713,340	\$ 1,717,236	\$ 1,722,723	99.8%	\$ 385,895	\$ 1,757,068	22.0%	

Committee Revenue Budget Report - by Account Detail
Through February 29, 2024 (25.0% YTD)
***2019, 2020, 2021, 2022 Actual Full Fiscal Year, **2023 DRAFT**

Department / Fund / Account Classification	2019 Actual Amount*	2020 Actual Amount*	2021 Actual Amount*	2022 Actual Amount*	2023 Actual Amount**	2023 Adopted Budget	2023 YTD% Actual/Budget	2024 Actual Amount	2024 Adopted Budget	2024 YTD% Actual/Budget	2019 - 2024 Trend
510 Emergency Management Services	\$ 119	\$ 3,000	\$ -	\$ -	\$ 8,300	\$ -	8.5%	\$ 10,450	\$ 99,210	10.5%	
001 General Fund	\$ -	\$ -	\$ -	\$ -	\$ -	\$ -	0.0%	\$ -	\$ 90,000	0.0%	
Revenue	\$ -	\$ -	\$ -	\$ -	\$ -	\$ -	0.0%	\$ -	\$ 90,000	0.0%	
Reimbursements	\$ -	\$ -	\$ -	\$ -	\$ -	\$ -	0.0%	\$ -	\$ 90,000	0.0%	
37130 - Emergency Mgmt Reimbursement	\$ -	\$ -	\$ -	\$ -	\$ -	\$ -	0.0%	\$ -	\$ 90,000	0.0%	
247 EMA Volunteer Fund	\$ 45	\$ 3,000	\$ -	\$ -	\$ 2,600	\$ -	81.3%	\$ 6,700	\$ 4,277	156.7%	
Revenue	\$ 45	\$ 3,000	\$ -	\$ -	\$ 2,600	\$ -	81.3%	\$ 6,700	\$ 4,277	156.7%	
Interest Revenue	\$ 45	\$ -	\$ -	\$ -	\$ -	\$ -	0.0%	\$ -	\$ 1,277	0.0%	
38000 - Investment Income	\$ 45	\$ -	\$ -	\$ -	\$ -	\$ -	0.0%	\$ -	\$ 1,277	0.0%	
Other	\$ -	\$ 3,000	\$ -	\$ -	\$ 2,600	\$ -	81.3%	\$ 6,700	\$ 3,000	223.3%	
38520 - General Donations	\$ -	\$ 3,000	\$ -	\$ -	\$ 2,600	\$ -	86.7%	\$ 6,700	\$ 3,000	223.3%	
38900 - Miscellaneous Other	\$ -	\$ -	\$ -	\$ -	\$ -	\$ -	0.0%	\$ -	\$ -	0.0%	
248 KC Emergency Planning	\$ 75	\$ -	\$ -	\$ -	\$ 5,700	\$ -	142.5%	\$ 3,750	\$ 4,933	76.0%	
Revenue	\$ 75	\$ -	\$ -	\$ -	\$ 5,700	\$ -	142.5%	\$ 3,750	\$ 4,933	76.0%	
Interest Revenue	\$ 75	\$ -	\$ -	\$ -	\$ -	\$ -	0.0%	\$ -	\$ 933	0.0%	
38000 - Investment Income	\$ 75	\$ -	\$ -	\$ -	\$ -	\$ -	0.0%	\$ -	\$ 933	0.0%	
Other	\$ -	\$ -	\$ -	\$ -	\$ 5,350	\$ -	133.8%	\$ -	\$ 4,000	0.0%	
38520 - General Donations	\$ -	\$ -	\$ -	\$ -	\$ 5,350	\$ -	133.8%	\$ -	\$ 4,000	0.0%	
Reimbursements	\$ -	\$ -	\$ -	\$ -	\$ 350	\$ -	0.0%	\$ 3,750	\$ -	0.0%	
37900 - Miscellaneous Reimbursement	\$ -	\$ -	\$ -	\$ -	\$ 350	\$ -	0.0%	\$ 3,750	\$ -	0.0%	
Grand Total	\$ 119	\$ 3,000	\$ -	\$ -	\$ 8,300	\$ -	8.5%	\$ 10,450	\$ 99,210	10.5%	

Committee Expense Budget Report - by Account Detail
Through February 29, 2024 (25.0% YTD, 23.08% Payroll Expense through Pay Period Ending 2/17/2024)
***2019, 2020, 2021, 2022 Actual Full Fiscal Year, **2023 DRAFT**

Department / Fund / Account Classification	2019 Actual Amount*	2020 Actual Amount*	2021 Actual Amount*	2022 Actual Amount*	2023 Actual Amount**	2023 Adopted Budget	2023 YTD% Actual/Budget	2024 Actual Amount	2024 Adopted Budget	2024 YTD% Actual/Budget	2019 - 2024 Trend
510 Emergency Management Services	\$ -	\$ -	\$ -	\$ -	\$ 418,357	\$ -	56.3%	\$ 103,220	\$ 538,045	19.2%	
001 General Fund	\$ -	\$ -	\$ -	\$ -	\$ 415,537	\$ -	56.5%	\$ 103,220	\$ 528,835	19.5%	
Expenses	\$ -	\$ -	\$ -	\$ -	\$ 415,537	\$ -	56.5%	\$ 103,220	\$ 528,835	19.5%	
Personnel Services- Salaries & Wages	\$ -	\$ -	\$ -	\$ -	\$ 325,786	\$ -	65.3%	\$ 86,768	\$ 381,175	22.8%	
40000 - Salaries and Wages	\$ -	\$ -	\$ -	\$ -	\$ 325,786	\$ -	67.2%	\$ 86,768	\$ 381,175	22.8%	
40002 - Non-Union Wage Increase	\$ -	\$ -	\$ -	\$ -	\$ -	\$ -	0.0%	\$ -	\$ -	0.0%	
Personnel Services- Employee Benefits	\$ -	\$ -	\$ -	\$ -	\$ 22,771	\$ -	20.7%	\$ -	\$ -	0.0%	
45000 - Healthcare Contribution	\$ -	\$ -	\$ -	\$ -	\$ 22,397	\$ -	20.7%	\$ -	\$ -	0.0%	
45010 - Dental Contribution	\$ -	\$ -	\$ -	\$ -	\$ 373	\$ -	19.2%	\$ -	\$ -	0.0%	
Contractual Services	\$ -	\$ -	\$ -	\$ -	\$ 23,233	\$ -	56.9%	\$ 7,373	\$ 63,440	11.6%	
52150 - Repairs and Maint- Comm Equip	\$ -	\$ -	\$ -	\$ -	\$ -	\$ -	0.0%	\$ 3,773	\$ 8,325	45.3%	
52160 - Repairs and Maint- Equipment	\$ -	\$ -	\$ -	\$ -	\$ 4,316	\$ -	110.0%	\$ 199	\$ 3,100	6.4%	
52190 - Equipment Rental	\$ -	\$ -	\$ -	\$ -	\$ -	\$ -	0.0%	\$ -	\$ -	0.0%	
52230 - Repairs and Maint- Vehicles	\$ -	\$ -	\$ -	\$ -	\$ 8,480	\$ -	70.1%	\$ 692	\$ 29,775	2.3%	
53100 - Conferences and Meetings	\$ -	\$ -	\$ -	\$ -	\$ 497	\$ -	110.4%	\$ 93	\$ 600	15.5%	
53110 - Employee Training	\$ -	\$ -	\$ -	\$ -	\$ 1,569	\$ -	27.1%	\$ -	\$ 5,800	0.0%	
53130 - General Association Dues	\$ -	\$ -	\$ -	\$ -	\$ 270	\$ -	60.0%	\$ 349	\$ 430	81.2%	
55000 - Miscellaneous Contractual Exp	\$ -	\$ -	\$ -	\$ -	\$ 8,100	\$ -	93.5%	\$ 2,268	\$ 15,410	14.7%	
Commodities	\$ -	\$ -	\$ -	\$ -	\$ 43,747	\$ -	51.2%	\$ 9,079	\$ 84,220	10.8%	
60000 - Office Supplies	\$ -	\$ -	\$ -	\$ -	\$ 2,875	\$ -	36.3%	\$ 587	\$ 10,250	5.7%	
60010 - Operating Supplies	\$ -	\$ -	\$ -	\$ -	\$ 11,486	\$ -	32.2%	\$ 5,987	\$ 35,695	16.8%	
60020 - Computer Related Supplies	\$ -	\$ -	\$ -	\$ -	\$ 6,157	\$ -	55.2%	\$ 31	\$ 10,425	0.3%	
60210 - Uniform Supplies	\$ -	\$ -	\$ -	\$ -	\$ 14,974	\$ -	83.6%	\$ 1,796	\$ 9,650	18.6%	
60590 - Communication Equip - Non-Capital	\$ -	\$ -	\$ -	\$ -	\$ 8,254	\$ -	64.3%	\$ 677	\$ 3,000	22.6%	
63040 - Fuel- Vehicles	\$ -	\$ -	\$ -	\$ -	\$ -	\$ -	0.0%	\$ -	\$ 15,200	0.0%	
247 EMA Volunteer Fund	\$ -	\$ -	\$ -	\$ -	\$ 1,741	\$ -	54.4%	\$ -	\$ 4,277	0.0%	
Expenses	\$ -	\$ -	\$ -	\$ -	\$ 1,741	\$ -	54.4%	\$ -	\$ 4,277	0.0%	
Contractual Services	\$ -	\$ -	\$ -	\$ -	\$ 1,018	\$ -	46.3%	\$ -	\$ 2,800	0.0%	
55000 - Miscellaneous Contractual Exp	\$ -	\$ -	\$ -	\$ -	\$ 1,018	\$ -	46.3%	\$ -	\$ 2,800	0.0%	
Commodities	\$ -	\$ -	\$ -	\$ -	\$ 723	\$ -	120.5%	\$ -	\$ 200	0.0%	
60010 - Operating Supplies	\$ -	\$ -	\$ -	\$ -	\$ 723	\$ -	120.5%	\$ -	\$ 200	0.0%	
Contingency and Other	\$ -	\$ -	\$ -	\$ -	\$ -	\$ -	0.0%	\$ -	\$ 1,277	0.0%	
89000 - Addition to Fund Balance	\$ -	\$ -	\$ -	\$ -	\$ -	\$ -	0.0%	\$ -	\$ 1,277	0.0%	
248 KC Emergency Planning	\$ -	\$ -	\$ -	\$ -	\$ 1,080	\$ -	27.0%	\$ -	\$ 4,933	0.0%	
Expenses	\$ -	\$ -	\$ -	\$ -	\$ 1,080	\$ -	27.0%	\$ -	\$ 4,933	0.0%	
Contractual Services	\$ -	\$ -	\$ -	\$ -	\$ 871	\$ -	29.0%	\$ -	\$ 2,001	0.0%	
53070 - Legal Printing	\$ -	\$ -	\$ -	\$ -	\$ -	\$ -	0.0%	\$ -	\$ -	0.0%	
55000 - Miscellaneous Contractual Exp	\$ -	\$ -	\$ -	\$ -	\$ 871	\$ -	29.0%	\$ -	\$ 2,001	0.0%	
Commodities	\$ -	\$ -	\$ -	\$ -	\$ 209	\$ -	24.6%	\$ -	\$ 850	0.0%	
60000 - Office Supplies	\$ -	\$ -	\$ -	\$ -	\$ -	\$ -	0.0%	\$ -	\$ 50	0.0%	
60010 - Operating Supplies	\$ -	\$ -	\$ -	\$ -	\$ 209	\$ -	44.0%	\$ -	\$ 475	0.0%	
65000 - Miscellaneous Supplies	\$ -	\$ -	\$ -	\$ -	\$ -	\$ -	0.0%	\$ -	\$ 325	0.0%	
Contingency and Other	\$ -	\$ -	\$ -	\$ -	\$ -	\$ -	0.0%	\$ -	\$ 2,082	0.0%	
89000 - Addition to Fund Balance	\$ -	\$ -	\$ -	\$ -	\$ -	\$ -	0.0%	\$ -	\$ 2,082	0.0%	
Grand Total	\$ -	\$ -	\$ -	\$ -	\$ 418,357	\$ -	56.3%	\$ 103,220	\$ 538,045	19.2%	

**Kane County Purchasing Card Information
Judiciary Safety Committee
February 2024 Statement**

CIRCUIT CLERK OFFICE			
Transaction Date	Merchant Name	Additional Information	Transaction Amount
2/21/2024	AMAZON.COM RW9XQ8UW0	AMZN.COM/BILL	\$15.60
2/21/2024	AMZN MKTP US RI3QR3SZ1	AMZN.COM/BILL	\$20.42
2/22/2024	AMZN MKTP US RW23W2EO2	AMZN.COM/BILL	\$22.18
2/29/2024	MEIJER 313	SYCAMORE	\$88.91
Total:			\$147.11

CORONER'S OFFICE			
Transaction Date	Merchant Name	Additional Information	Transaction Amount
2/5/2024	DNASOLVES	THE WOODLANDS	\$1,300.00
2/10/2024	AMZN MKTP US RI3AW4FQ0	SEATTLE	\$109.86
2/13/2024	AMZN MKTP US RI1N13HA0	AMZN.COM/BILL	\$106.30
2/14/2024	CUTCO RR	8008280448	\$9.00
2/15/2024	BVD BEENVERIFIED.COM	NEW YORK	\$9.95
2/20/2024	CHICAGO TRIB SUBSCRIPT	CHICAGO	\$34.00
2/22/2024	ONSTAR DATA PLAN AT&T	DALLAS	\$15.00
2/22/2024	THE JALAPENO GRILLE	ST CHARLES	\$106.18
2/27/2024	NOTARYHNB-800.422.1555	ORLANDO	\$77.95
2/27/2024	THUNDER WASH - RANDALL	SOUTH ELGIN	\$22.00
2/28/2024	BLOOMING COLOR	LOMBARD	\$204.06
2/29/2024	AMER ASSOC NOTARIES	713-644-2299	\$106.93
2/29/2024	AMER ASSOC NOTARIES	713-644-2299	\$108.74
2/29/2024	NOTARYHNB-800.422.1555	ORLANDO	(\$77.95)
2/29/2024	PIRATE SHIP POSTAGE	8444455854	\$1.66
3/1/2024	AMZN MKTP US RW3P09Y81	AMZN.COM/BILL	\$78.18
3/1/2024	MOPEC	OAK PARK	\$826.21
3/1/2024	SQ IL DIVISION INTL A	AURORA	\$2,165.00
3/1/2024	TLO TRANSUNION	BOCA RATON	\$75.00
Total:			\$5,278.07

COURT SERVICES ADMINISTRATION			
Transaction Date	Merchant Name	Additional Information	Transaction Amount
2/5/2024	AMZN MKTP US R24L835T1	AMZN.COM/BILL	\$552.80
2/5/2024	AMZN MKTP US RB50C4AO0	AMZN.COM/BILL	\$55.00

**Kane County Purchasing Card Information
Judiciary Safety Committee
February 2024 Statement**

2/6/2024	JIMMY JOHNS - 433 - MO	GENEVA	\$52.99
2/9/2024	PURCHASED FROM APPA	LEXINGTON	\$512.00
2/9/2024	PURCHASED FROM APPA	LEXINGTON	\$50.00
2/9/2024	PURCHASED FROM APPA	LEXINGTON	\$512.00
2/9/2024	UBER TRIP	8005928996	\$39.36
2/9/2024	UBER TRIP	8005928996	\$40.96
2/9/2024	UBER TRIP	8005928996	\$34.92
2/9/2024	WALGREENS #4179	GENEVA	\$175.00
2/10/2024	AMAZON.COM RB1C53TE1	AMZN.COM/BILL	\$108.00
2/10/2024	AMAZON.COM RI7R76FA0	AMZN.COM/BILL	\$499.99
2/11/2024	AMAZON.COM RI1NE2TY0	SEATTLE	\$699.98
2/14/2024	SCRAM SYSTEMS OF ILLIN	JOLIET	\$243.00
2/16/2024	[REDACTED]	[REDACTED]	\$519.78
2/16/2024	IL TOLLWAY-AUTOREPLENI	DOWNERS GROVE	\$20.00
2/20/2024	BRIGHTSIDE	NORTHBROOK	\$208.00
2/21/2024	AMZN MKTP US RW75X2UG0	SEATTLE	\$74.40
2/23/2024	TYLER USER CONFERENCE	800-646-2633	\$5,995.00
2/25/2024	AMAZON.COM RW9P57SQ2	AMZN.COM/BILL	\$31.08
2/27/2024	BRIGHTSIDE	NORTHBROOK	\$208.00
2/27/2024	NETFLIX.COM	LOS GATOS	\$22.99
2/28/2024	[REDACTED]	[REDACTED]	\$830.72
2/28/2024	[REDACTED]	[REDACTED]	\$830.72
2/28/2024	JIMMY JOHNS - 433 - MO	GENEVA	\$89.99
2/28/2024	WALGREENS #7100	ELGIN	\$19.98
2/29/2024	AMZN MKTP US RN74K34M0	AMZN.COM/BILL	\$57.92
2/29/2024	AMZN MKTP US RZ7AR60L2	AMZN.COM/BILL	\$221.00
2/29/2024	IL TOLLWAY-WEB	DOWNERS GROVE	\$50.00
2/29/2024	JUST KABOBS	SAINT CHARLES	\$183.35
2/29/2024	NADCP	7035759400	\$850.00
2/29/2024	NADCP	7035759400	\$850.00
2/29/2024	TRUST PROFESSIONAL LIA	877-637-9700	\$751.00
3/1/2024	EB ILATSA 2024 ANNUAL	8014137200	\$1,355.58
3/2/2024	AMZN MKTP US RN82E5EU0	AMZN.COM/BILL	\$29.99
3/4/2024	AMAZON.COM RZ5ET0G51	AMZN.COM/BILL	\$59.95

**Kane County Purchasing Card Information
Judiciary Safety Committee
February 2024 Statement**

3/4/2024	AMZN MKTP US RN52Y4BW0	AMZN.COM/BILL	\$41.95
			Total: \$16,877.40

EMERGENCY MANAGEMENT			
Transaction Date	Merchant Name	Additional Information	Transaction Amount
2/5/2024	IESMA	URBANA	\$250.00
2/7/2024	OFFICEMAX/DEPOT 6444	BATAVIA	\$107.19
2/20/2024	EVENT LISTING FEE	SAN FRANCISCO	\$9.99
2/28/2024	BESTBUYCOM806921585353	888BESTBUY	\$499.98
			Total: \$867.16

KANECOMM E911			
Transaction Date	Merchant Name	Additional Information	Transaction Amount
2/6/2024	AMZN MKTP US RB1KO2VN0	AMZN.COM/BILL	\$13.20
2/6/2024	AMZN MKTP US RB5187VF0	AMZN.COM/BILL	\$63.98
2/6/2024	AMZN MKTP US RB97V4XJ0	AMZN.COM/BILL	\$5.99
2/6/2024	FS TYPINGMASTER	SANTA BARBARA	\$49.00
2/8/2024	IN ILLINOIS APCO	815-3783141	\$35.00
2/8/2024	IN ILLINOIS APCO	815-3783141	\$35.00
2/8/2024	IN ILLINOIS APCO	815-3783141	\$35.00
2/8/2024	IN ILLINOIS APCO	815-3783141	\$35.00
2/8/2024	IN ILLINOIS APCO	800-262-3246	\$35.00
2/9/2024	BESTBUYCOM806916621789	888BESTBUY	\$999.96
2/11/2024	AMZN MKTP US RB10I17L2	SEATTLE	\$56.97
2/13/2024	TYLER USER CONFERENCE	800-646-2633	\$1,199.00
2/13/2024	TYLER USER CONFERENCE	800-646-2633	\$1,199.00
2/14/2024	JIMMY JOHNS - 428 - EC	BATAVIA	\$183.60
2/18/2024	COMCAST CHICAGO	800-COMCAST	\$17.91
2/21/2024	APCO INTERNATIONAL INC	386-944-2422	\$104.00
2/21/2024	PHYSICIANS CARE GROUP	DES PLAINES	\$327.00
3/2/2024	AMAZON.COM RN6V861T0	SEATTLE	\$102.78
			Total: \$4,497.39

PUBLIC DEFENDER			
Transaction Date	Merchant Name	Additional Information	Transaction Amount
2/13/2024	████████████████████	████████████████████	\$511.96

**Kane County Purchasing Card Information
Judiciary Safety Committee
February 2024 Statement**

2/28/2024 ZOOM.US 888-799-9666 SAN JOSE \$15.99

Total: \$527.95

SHERIFF'S OFFICE

Transaction Date	Merchant Name	Additional Information	Transaction Amount
2/5/2024	AMZN MKTP US RB3CY4O62	AMZN.COM/BILL	\$61.48
2/5/2024	IDI	BOCA RATON	\$122.25
2/5/2024	SQ IL DIVISION INTL A	GOSQ.COM	\$250.00
2/5/2024	SQ IL DIVISION INTL A	GOSQ.COM	\$300.00
2/6/2024	AMAZON.COM RB0S25LC2	AMZN.COM/BILL	\$22.58
2/6/2024	AMZN MKTP US RB0QC7LU2	AMZN.COM/BILL	\$94.98
2/6/2024	AMZN MKTP US RB1NF8XR0	AMZN.COM/BILL	\$26.03
2/6/2024	██████████	██████████	\$385.00
2/6/2024	PALACE ADV ROOM DEP	LAS VEGAS	\$100.91
2/6/2024	PALACE ADV ROOM DEP	LAS VEGAS	\$100.91
2/6/2024	PAYPAL ILETSBEI ILETS	4029357733	\$175.00
2/7/2024	ACADEMY OF CRIMINAL JU	301-4466300	\$200.00
2/7/2024	AMZN MKTP US R28QG37S1	AMZN.COM/BILL	\$22.98
2/7/2024	AMZN MKTP US RB30Q5Q20	AMZN.COM/BILL	\$119.99
2/7/2024	HIGH VAC DEPOT	CARYVILLE	\$231.49
2/7/2024	██████████	██████████	(\$100.91)
2/7/2024	██████████	██████████	(\$100.91)
2/7/2024	██████████	██████████	(\$100.91)
2/7/2024	██████████	██████████	(\$100.91)
2/7/2024	QUICKEN INC	6502501900	\$77.63
2/8/2024	AMZN MKTP US RB8J051W2	AMZN.COM/BILL	\$534.78
2/8/2024	██████████	██████████	\$228.93
2/8/2024	INTERNATIONAL ASSOCIAT	609-570-9062	\$40.00
2/8/2024	NEWARK CORPORATION	PHOENIX	\$227.91
2/8/2024	OFFICEMAX/DEPOT 6869	ITASCA	\$229.97
2/8/2024	QUICKEN INC	6502501900	\$77.63
2/8/2024	VALLEY INDUSTRIAL ASSO	630-8924228	\$329.60
2/9/2024	██████████	██████████	\$340.21
2/9/2024	CHARLIE FOXS PIZZA 1	SAINT CHARLES	\$99.71

**Kane County Purchasing Card Information
Judiciary Safety Committee
February 2024 Statement**

2/9/2024	EVENTBRITE.COM ORG FEE	SAN FRANCISCO	\$29.00
2/9/2024	[REDACTED]	[REDACTED]	(\$100.91)
2/9/2024	SIGMA ALDRICH US	ST LOUIS	\$45.18
2/9/2024	SIGMA ALDRICH US	ST LOUIS	\$45.34
2/10/2024	AMAZON.COM RB1M40AZ1	AMZN.COM/BILL	\$64.99
2/10/2024	AMZN MKTP US RB0BX4AH1	AMZN.COM/BILL	\$406.92
2/12/2024	AMZN MKTP US RB6X32581	AMZN.COM/BILL	\$22.98
2/12/2024	AMZN MKTP US RI9MY5VM0	AMZN.COM/BILL	\$35.99
2/12/2024	LOWES #01738	SAINT CHARLES	\$44.94
2/12/2024	THE HOME DEPOT #1934	ELGIN	\$214.85
2/13/2024	[REDACTED]	[REDACTED]	\$385.00
2/13/2024	INK TECHNOLOGIES LLC	CENTERVILLE	\$137.00
2/13/2024	LIND ELECTRONICS LLC	MINNETONKA	\$856.05
2/13/2024	[REDACTED]	[REDACTED]	\$463.68
2/13/2024	TFS FISHERSCI ECOM CHI	800-766-7000	\$2,592.10
2/13/2024	UBER TRIP	8005928996	\$15.99
2/14/2024	AMZN MKTP US RB46N37O1	AMZN.COM/BILL	\$23.36
2/15/2024	DUNKIN #355515	SUGAR GROVE	\$16.73
2/15/2024	GRUBHUBPANERABREAD	8775851085	\$129.00
2/15/2024	JEWEL OSCO 0260	ST CHARLES	\$17.27
2/15/2024	RECONYX	HOLMEN	\$5.00
2/15/2024	TFS FISHERSCI ECOM CHI	800-766-7000	\$108.00
2/16/2024	AMZN MKTP US RI4ST5CK1	AMZN.COM/BILL	\$41.98
2/16/2024	PAISANO S PIZZA & GRIL	SUGAR GROVE	\$92.39
2/17/2024	DD DOORDASH POTBELLYS	8559731040	\$35.86
2/17/2024	DD DOORDASH POTBELLYS	8559731040	\$90.77
2/17/2024	QGV NATIONAL INFORMATI	KNOXVILLE	\$90.00
2/18/2024	AMZN MKTP US RW1UZ5TY0	AMZN.COM/BILL	\$125.15
2/18/2024	CULVERS SUGAR GROVE	SUGAR GROVE	\$53.89
2/18/2024	[REDACTED]	[REDACTED]	\$35.00
2/19/2024	AMAZON RET 112-829898	SEATTLE	\$80.99
2/19/2024	AMZN MKTP US RI28U7RI2	AMZN.COM/BILL	\$107.76
2/19/2024	AMZN MKTP US RI94G30I1	AMZN.COM/BILL	\$29.98
2/19/2024	[REDACTED]	[REDACTED]	\$148.05

**Kane County Purchasing Card Information
Judiciary Safety Committee
February 2024 Statement**

2/19/2024	HOBBY-LOBBY #0197	BATAVIA	\$72.91
2/19/2024	IN PROFESSIONAL PROGR	MESA	\$267.16
2/19/2024	WILD ORCHI (1 OF 1 PA	MAPLE PARK	\$505.00
2/20/2024	DD/BR #352499	ST CHARLES	\$30.98
2/20/2024	██████████	██████████	\$385.00
2/20/2024	MENS WEARHOUSE #4619	GENEVA	\$917.54
2/20/2024	QGV NATIONAL INFORMATI	KNOXVILLE	\$650.00
2/20/2024	TACO BELL 039656	DENVER	\$18.95
2/20/2024	ZOOM.US 888-799-9666	SAN JOSE	\$149.90
2/21/2024	AMAZON.COM RI2S068H1	AMZN.COM/BILL	\$145.86
2/21/2024	AMZN MKTP US RI1OK4Q51	AMZN.COM/BILL	\$75.40
2/21/2024	AMZN MKTP US RW5BM13E2	AMZN.COM/BILL	\$47.12
2/21/2024	AMZN MKTP US RW6D55SM0	AMZN.COM/BILL	\$19.55
2/21/2024	COLORADO CONVENTION CE	GREENVILLE	\$14.95
2/21/2024	COLORADO CONVENTION CE	GREENVILLE	\$15.52
2/21/2024	DELTA SONIC	BUFFALO	\$25.00
2/21/2024	FULLERS CAR WASH OF GE	GENEVA	\$399.99
2/21/2024	JIMMY JOHNS 1938 - ECO	SUGAR GROVE	\$40.67
2/21/2024	SP PRESSURE REFRESHER	CINCINNATI	\$1,931.15
2/21/2024	SQ DANIELE SAUNDERS P	GENEVA	\$34.99
2/21/2024	TFS FISHERSCI ECOM CHI	800-766-7000	\$89.78
2/22/2024	██████████	██████████	\$59.92
2/22/2024	CALIBRE PRESS	GLEN ELLYN	\$756.00
2/22/2024	CANVA I04069-51419111	CAMDEN	\$29.99
2/22/2024	CHIPOTLE ONLINE	CHIPOTLE.COM	\$68.94
2/22/2024	██████████	██████████	\$12.39
2/22/2024	██████████	██████████	\$12.00
2/22/2024	██████████	██████████	\$15.00
2/22/2024	FEDEX940918203613	MEMPHIS	\$20.00
2/22/2024	GIORDANO'S OF LODO	DENVER	\$41.39
2/22/2024	THE HOME DEPOT #1934	ELGIN	\$78.90
2/22/2024	██████████	██████████	\$262.21
2/22/2024	VANS LOCK AND KEY SERV	AURORA	\$34.25
2/23/2024	ADOBE INC.	4085366000	\$29.99

**Kane County Purchasing Card Information
Judiciary Safety Committee
February 2024 Statement**

2/23/2024	ADOBE INC.	4085366000	\$21.24
2/23/2024	AMZN MKTP US RZ8W824E0	AMZN.COM/BILL	\$8.27
2/23/2024	COMCAST CHICAGO	800-COMCAST	\$246.34
2/23/2024	FEDEX271282977032	MEMPHIS	\$59.67
2/23/2024	██████████	██████████	\$864.66
2/23/2024	ILLINOIS SHERIFFS ASSO	217-7532372	\$600.00
2/23/2024	ILLINOIS SHERIFFS ASSO	217-7532372	\$600.00
2/23/2024	ILLINOIS SHERIFFS ASSO	217-7532372	\$600.00
2/23/2024	JIMMY JOHNS 1938	SUGAR GROVE	\$143.51
2/23/2024	MCDONALD'S F23659	DENVER	\$17.64
2/23/2024	MEIJER # 182	ST CHARLES	\$20.72
2/23/2024	SP CRASH DATA GROUP	RANCHO CALIFO	\$781.30
2/23/2024	TARGET 00008391	BATAVIA	\$44.37
2/23/2024	██████████	██████████	\$12.00
2/23/2024	██████████	██████████	\$18.12
2/24/2024	██████████	██████████	\$1,292.64
2/24/2024	██████████	██████████	\$1,173.72
2/24/2024	██████████	██████████	\$154.00
2/24/2024	██████████	██████████	\$35.00
2/24/2024	██████████	██████████	\$35.00
2/25/2024	██████████	██████████	\$888.30
2/25/2024	EIG CONSTANTCONTACT.CO	WALTHAM	\$76.00
2/25/2024	HARBOR FREIGHT TOOLS 1	AURORA	\$419.95
2/25/2024	HARBOR FREIGHT TOOLS 1	AURORA	\$15.96
2/25/2024	HERTZ TOLL 91642092	877-411-4300	\$28.26
2/25/2024	TARGET 00008391	BATAVIA	(\$16.01)
2/26/2024	LJS #70219	SPRINGFIELD	\$19.63
2/26/2024	LJS #70219	SPRINGFIELD	\$20.71
2/26/2024	NGW	FT MYERS	\$129.99
2/26/2024	PAYPAL IAWP IAWP	9072407155	\$800.00
2/26/2024	PAYPAL IAWP IAWP	9072407155	\$800.00
2/26/2024	PAYPAL IAWP IAWP	9072407155	\$800.00
2/26/2024	WEST SUBURBAN TRAVELER	WINFIELD	\$742.50
2/26/2024	WEST SUBURBAN TRAVELER	WINFIELD	\$450.00

**Kane County Purchasing Card Information
Judiciary Safety Committee
February 2024 Statement**

2/27/2024	AMZN MKTP US RZ3VE6620	AMZN.COM/BILL	\$25.10
2/27/2024	██████████	██████████	\$385.00
2/27/2024	ILLINOIS TACTICAL OFFI	HOMER GLEN	(\$995.00)
2/27/2024	PARTNERS AND PAWS VETE	LISLE	\$219.97
2/27/2024	PARTNERS AND PAWS VETE	LISLE	\$150.11
2/27/2024	PARTNERS AND PAWS VETE	LISLE	\$246.30
2/27/2024	PARTNERS AND PAWS VETE	LISLE	\$229.86
2/28/2024	AMAZON RETAIL DESI	SEATTLE	\$35.66
2/28/2024	AMZN MKTP US RZ8JG5J22	AMZN.COM/BILL	\$430.80
2/28/2024	CRYE PRECISION LLC	BROOKLYN	\$620.97
2/28/2024	MAGNUM ELECTRONICS INC	DOVER	\$1,366.70
2/28/2024	VANS LOCK AND KEY SERV	AURORA	\$70.00
2/29/2024	AIRGAS LLC - NORTH N17	AURORA	\$42.06
2/29/2024	AMZN MKTP US RN08E5CX0	SEATTLE	\$345.57
2/29/2024	IN CRITICAL REACH	650-5588081	\$1,280.00
3/1/2024	AMZN MKTP US RZ09F7CN1	SEATTLE	\$47.98
3/1/2024	DD/BR #352499	ST CHARLES	\$46.47
3/1/2024	NJ CRIMINAL	4029357733	(\$225.00)
3/1/2024	NJ CRIMINAL	4029357733	(\$474.00)
3/1/2024	TLO TRANSUNION	BOCA RATON	\$385.00
3/3/2024	██████████	██████████	\$1,036.35
3/4/2024	COMCAST CHICAGO	800-COMCAST	\$167.90

Total: \$35,086.30

STATE'S ATTORNEY OFFICE

Transaction Date	Merchant Name	Additional Information	Transaction Amount
2/5/2024	THE HOME DEPOT #1921	GENEVA	\$45.96
2/5/2024	UBER TRIP	8005928996	\$32.68
2/6/2024	AGENT FEE 89008680102576	CRYSTAL LAKE	\$40.00
2/6/2024	NATIONAL DISTRICTS ATT	ARLINGTON	\$95.00
2/6/2024	NATIONAL DISTRICTS ATT	ARLINGTON	\$855.00
2/6/2024	TASTE OF HIMALAYAS	SAINT CHARLES	\$58.00
2/6/2024	██████████	██████████	\$430.21
2/7/2024	ACADEMY OF CRIMINAL JU	301-4466300	\$60.00
2/7/2024	ACADEMY OF CRIMINAL JU	301-4466300	\$70.00

**Kane County Purchasing Card Information
Judiciary Safety Committee
February 2024 Statement**

2/7/2024	ACADEMY OF CRIMINAL JU	301-4466300	\$60.00
2/7/2024	ACADEMY OF CRIMINAL JU	301-4466300	\$70.00
2/7/2024	BEST BUY MHT 00003871	GENEVA	\$249.99
2/7/2024	EVOICE SERVICES	866-761-8109	\$20.25
2/7/2024	SQ NOTARY PUBLIC ASSO	GOSQ.COM	\$25.12
2/7/2024	SQ NOTARY PUBLIC ASSO	LAKE IN THE H	(\$1.27)
2/8/2024	AMZN MKTP US RB1YY7UQ0	SEATTLE	\$64.58
2/8/2024	JERSEY MIKES 27008	GENEVA	\$220.00
2/8/2024	SALSA VERDE	SAINT CHARLES	\$87.17
2/8/2024	WWW.PACER.GOV	SAN ANTONIO	\$32.60
2/9/2024	CHARLIE FOXS PIZZA 1	SAINT CHARLES	\$165.70
2/9/2024	TAP HOUSE GRILL ST. CH	SAINT CHARLES	\$249.60
2/10/2024	AMER ASSOC NOTARIES	713-644-2299	\$29.00
2/13/2024	AMAZON.COM RI7VD4NR2	SEATTLE	\$17.97
2/13/2024	AMZN MKTP US RI8LF1NA2	AMZN.COM/BILL	\$6.31
2/13/2024	██████████	██████████	\$228.93
2/13/2024	██████████	██████████	\$228.93
2/13/2024	████████████████████	██████████	\$457.86
2/13/2024	████████████████████	██████████	\$457.86
2/13/2024	NATI EMP LAW INSTITUTE	GOLDEN	\$760.50
2/13/2024	NATI EMP LAW INSTITUTE	GOLDEN	\$760.50
2/13/2024	UBER TRIP	8005928996	\$4.34
2/13/2024	UBER TRIP	8005928996	\$39.54
2/13/2024	UBER TRIP	8005928996	\$28.98
2/13/2024	UBER TRIP	8005928996	\$5.93
2/14/2024	AMAZON.COM RI0ZD5T72	SEATTLE	\$35.47
2/15/2024	AMAZON.COM RB63V8R81	AMZN.COM/BILL	\$229.97
2/15/2024	ZOOM.US 888-799-9666	SAN JOSE	\$15.99
2/16/2024	AMZN MKTP US RW3174CA0	AMZN.COM/BILL	\$22.55
2/19/2024	AMAZON.COM RI31E5WE2	AMZN.COM/BILL	\$123.38
2/21/2024	████████████████████	██████████	\$5,952.69
2/23/2024	AMZN MKTP US RI56H8YB1	AMZN.COM/BILL	\$40.00
2/23/2024	AT MORTONARBORETUM	LISLE	\$18.00
2/24/2024	WF WAYFAIR4227536793	8662638325	\$458.99

**Kane County Purchasing Card Information
Judiciary Safety Committee
February 2024 Statement**

2/27/2024	AMAZON.COM RW5SO4521	AMZN.COM/BILL	\$21.99
2/27/2024	UBER TRIP	8005928996	\$17.95
2/27/2024	UBER TRIP	8005928996	\$3.00
2/27/2024	UBER TRIP	8005928996	\$16.95
2/28/2024	EB 2024 MIDWEST GANG	8014137200	\$1,280.00
2/28/2024	██████████	██████████	\$502.48
2/28/2024	SQ DEPENDABLE TRANSPO	HARDEEVILLE	\$40.00
2/28/2024	██████████	██████████	\$35.00
3/1/2024	████████████████████	████████████████	\$80.00
3/1/2024	AMAZON PRIME RN4FD8TQ0	AMZN.COM/BILL	\$14.99
3/1/2024	AMER ASSOC NOTARIES	713-644-2299	\$29.00
3/1/2024	AMER ASSOC NOTARIES	713-644-2299	\$29.00
3/1/2024	OFFICEMAX/DEPOT 6444	BATAVIA	\$135.49
3/1/2024	UBER TRIP	8005928996	\$9.63
3/1/2024	UBER TRIP	8005928996	\$48.19
3/1/2024	██████████	██████████	\$35.00
3/1/2024	██████████	██████████	\$327.20
3/1/2024	██████████	██████████	\$327.20

Total: \$15,807.35

Total all: \$79,088.73

STATE OF ILLINOIS)

SS.

COUNTY OF KANE)

REPORT NO. TMP-24-2032

MONTHLY REPORT (ATTACHED)

KaneComm

**Kane County Emergency
Communications Center**



Kane County Government Center
719 Batavia Ave, Building C
Geneva, Illinois 60134
Phone: (630) 232-8400
Fax: (630) 208-2047

KaneComm Activities – February 2024

Staffing:

- After passing all phases of the hiring process, KaneComm hired Telecommunicator in Training Morgan Gillogly. She is training with Deputy Director Stoffa to obtain her APCO Basic Telecommunicator training (week one) and Computer-Aided Dispatch (CAD) training (week two.) Training is about six to nine months and includes a classroom setting and hands-on application with their Certified Training Operators (CTO).
- Telecommunicator in Training Ciclalli Vivanco continues her training answering all emergency and non-emergency phone calls and dispatching fire and police calls for service.
- KaneComm continues the hiring process for full time Telecommunicator vacancies. Skills testing, interviews and psychological exams were completed.

In the Communications Center:

- Telecommunicator in Training Ciclalli Vivanco attended APCO Telecommunicator Symposium, Shift Manager Michelle Sandoval attended the APCO Supervisor Symposium, and Operations Manager McMeen, Deputy Director Stoffa and Director Guthrie attended APCO Leadership/Director Symposium in Plainfield. The three-day APCO symposium is held in Plainfield each year. 9-1-1 Telecommunicators, Supervisors, and Directors from Illinois attend to discuss training, hiring, retention, legislation and share ideas.
- Operations Manager McMeen and Deputy Director Stoffa are working with Tyler Technologies and County IT to prepare for a server upgrade and computer-aided dispatch system (CAD) upgrade in March.
- Operations Manager McMeen, Deputy Director Stoffa and Director Guthrie participated in a tornado tabletop exercise with the Office of Emergency Management (OEM) and other County Departments.
- Deputy Director Stoffa and Operations Manager McMeen attended the Mutual Aid Box Alarm System (MABAS) Conference in Bloomington-Normal, IL. The conference focused review of multiple statewide MABAS incidents in 2023, dispatching for MABAS events, peer support, and mental health for telecommunicators.
- Director Guthrie is working with Tyler Technologies, IT and subscribing police agencies to implement Tyler Records Management (RMS). The project schedule will begin in April with a go-live date in July 2024.

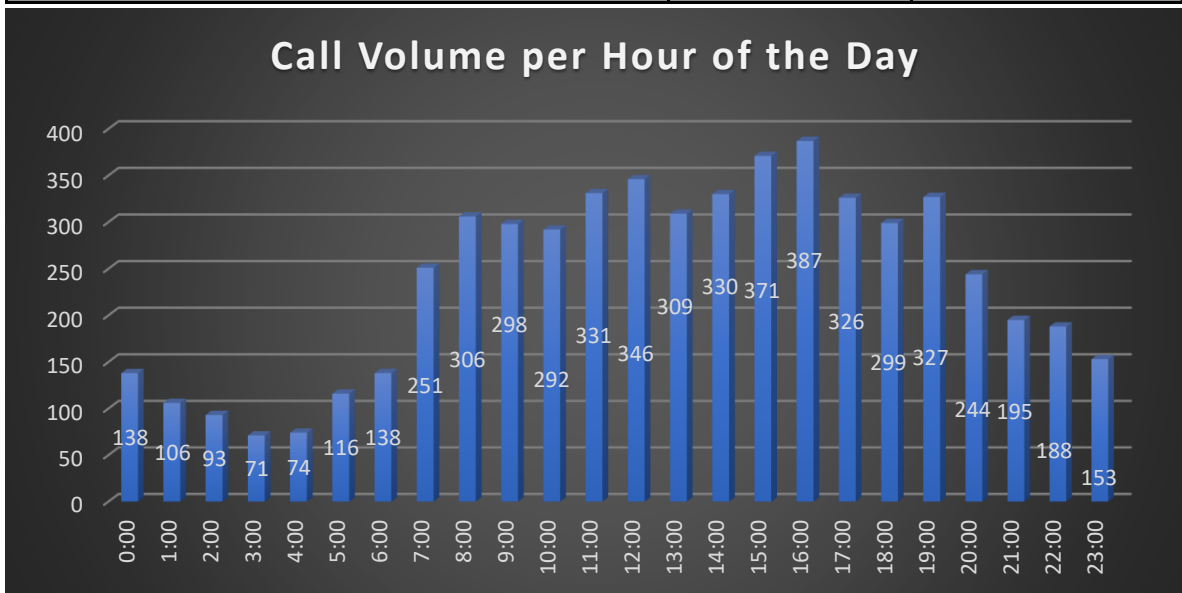
- Director Guthrie is working with Tyler Technologies and subscribing fire agencies on an interface between our computer-aided dispatch system (CAD) and the fire records software.

Technical Support:

- KaneComm is working with AT&T on the new ASEoD circuits to replace costly T1 phone lines at the radio towers.
- The Kane County Emergency Telephone Systems Board (ETSB) is working on a radio communications study with Mission Critical Partners (MCP). The study is focused on current radio system coverage, redundancy of the system, cost savings, and future plans.
- Radio Administrator Andy Baumann worked with Motorola on the requirements for Radio Management and Wi-Fi radio programming.

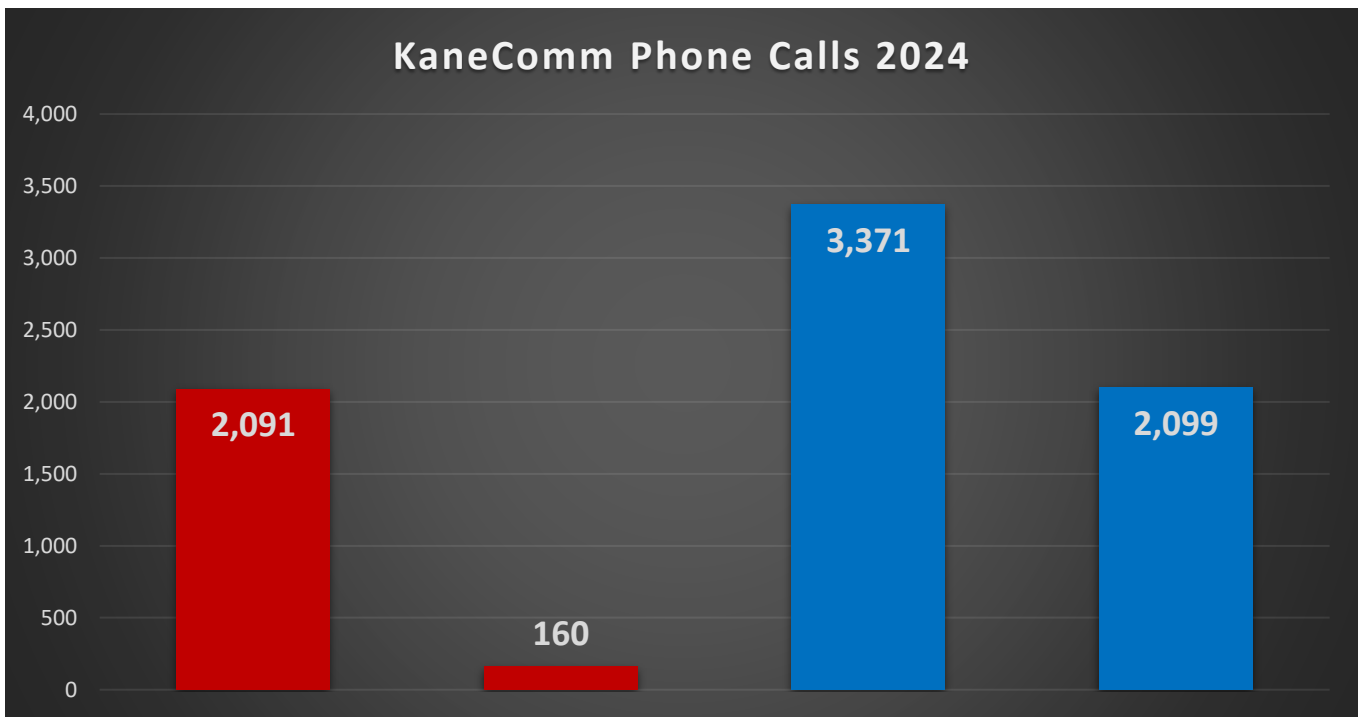
KaneComm February 2024 Report Call Activity Statistical Report

Subscribers - 15	2024	2023
Wayne Police	211	200
Kane County Sheriff	3,125	2,611
Hampshire Police	377	409
Pingree Grove Police	383	452
Maple Park Police	64	53
Gilberts Police	246	279
Kane County Forest Preserve Police	95	94
Campton Hills Police	171	234
Big Rock Fire	46	54
Burlington Fire	69	68
Hampshire Fire	153	177
Kaneville Fire	31	39
Maple Park Fire	43	43
Pingree Grove Fire	172	208
Fox River Fire	172	168
Sub-Total Fire and Police	5358	5089
Others-3	2024	2023
Kane County Court Services	352	552
Kane County Emergency Management	19	14
Kane County Sheriff's Civil Processing	1,251	1,037
Sub-Total County Offices	1622	1603
Total of Call Activity	6980	6692



KaneComm February 2024 Phone Call Report

911 Calls	2024	2023
Inbound	2,091	2,714
Abandoned	160	245
Total 9-1-1	2,251	2,959
10-Digit Emergency		
Inbound	3,371	3,563
Abandoned	67	94
Outbound	2,099	2,389
Total	5,537	6,046
Total of Call Activity	7,788	9,005



STATE OF ILLINOIS)

SS.

COUNTY OF KANE)

RESOLUTION NO. TMP-24-2038

**PROCLAIMING APRIL 14-20, 2024 NATIONAL PUBLIC SAFETY
TELECOMMUNICATORS WEEK**

WHEREAS, over one-half million dedicated men and women are engaged in the operation of emergency response system for Federal, State and local governmental entities throughout the United States; and

WHEREAS, the Kane County Emergency Communications Center that receive these calls has emerged as the first point of contact for persons seeking immediate emergency assistance and is expected to multi-task under emergency conditions with compassion, accuracy, and professionalism throughout the year; and

WHEREAS, this week, celebrated annually, honors the thousands of men and women who respond to emergency calls, dispatch emergency professionals and equipment, and render lifesaving assistance to the citizens, residents, and visitors of Kane County; and

WHEREAS, County Board Chairman, Corinne M. Pierog, is authorized and requested to issue a proclamation calling on the people of the County of Kane to observe this week with appropriate ceremonies and activities.

NOW, THEREFORE, BE IT RESOLVED that the Kane County Board that the Chairman thereof may and hereby will declare the week beginning April 14, 2024 thru April 20, 2024 National Public Safety Telecommunicators Week and congratulate the dedicated and hardworking members of the Kane County Emergency Communications Center for their ongoing service rendered to the community.

Passed by the Kane County Board on April 9, 2024.

John A. Cunningham, MBA, JD, JD
Clerk, County Board
Kane County, Illinois

Corinne M. Pierog MA, MBA
Chairman, County Board
Kane County, Illinois

Vote:



RESOLUTION/ORDINANCE EXECUTIVE SUMMARY

Resolution No.

Proclaiming April 14-20, 2024 National Public Safety Telecommunicator Week

Committee Flow: Judicial Public Safety Committee, Executive Committee, County Board

Contact: Michelle Guthrie 630.232.5988

Budget Information:

Was this item budgeted? N/A	Appropriation Amount: \$N/A
If not budgeted, explain funding source: N/A	

Summary:

On October 9, 1991, the House of Representatives designated that each year the second full week of April would be dedicated to the men and women who serve as Public Safety Telecommunicators.

Edward market of Ohio addressed the House that day stating:

“Every day, in all our communities, dedicated Public Safety Telecommunicators answer our calls for assistance. They dispatch our calls for help to local police and fire departments, facilitating the execution of emergency rescue and law enforcement operations in all our districts. These public safety personnel serve as the vital links within our cities and towns, although rarely appreciated because they are not physically at the scene.”

American’s Public Safety Telecommunicators serve the public daily in countless ways without due recognition by the beneficiaries of their services. It is for that reason that this resolution requesting the County Board to authorize and request a proclamation calling on their people of Kane County to observe the week with appropriate ceremonies and activities.

STATE OF ILLINOIS)

SS.

COUNTY OF KANE)

REPORT NO. TMP-24-2011

MONTHLY REPORT (ATTACHED)

KANE COUNTY

OFFICE of EMERGENCY MANAGEMENT



Scott Buziecki
Director

719 S. Batavia Ave.
Geneva, Illinois, 60134
Office: (630) 232-5985
EOC: (630) 208-8911

February 2024 Monthly Report

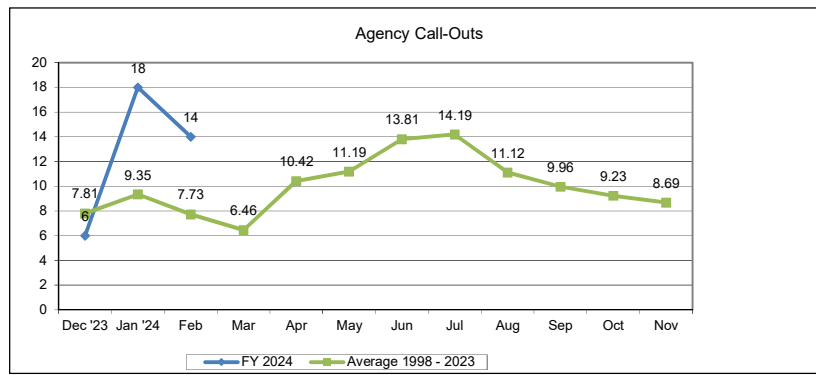
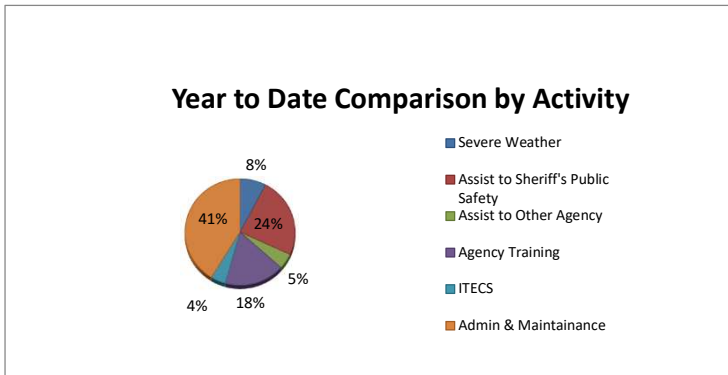
Highlights from February, 2024 for the KCOEM Office Staff

- Attended the Metro County EM Coordinator's Meeting.
- Attended the IEMA Deputy Director's Webinar.
- Attended the ROE's Facility and Safety Network Meeting.
- Attended the Kane County Police and Fire Chief's Meetings.
- Hosted NIMS ICS 400 Course where 9 students were taught by staff.
- Met with KC Health Department on Emergency Notification Systems.
- Conducted the Crisis Team Table Top Exercise, covering a simulated tornado response.
- Attended the IEMA Region 3 training and meeting in Will County.
- Participated in the Elgin Community College Emergency Management Department's strategic planning initiative kickoff meeting.
- Conducted training with Aurora Fire for MABAS Division 2 Hazardous Materials Response Team.
- Assisted with planning for Sheriff's Office Deputy Ruchaj funeral services. OEM personnel and mutual aid partners assisted with parking lot operations as well as traffic control for funeral procession.
- We held a Chili Cook Off on Wednesday work night with five entries and numerous taste-testers. Volunteer Chris Diehl took home the trophy!
- Hosted the Kane County Emergency Managers Council Meeting
- Hosted the Kane County LEPC Quarterly Meeting
- Hosted training for Kane County Fire Prevention Bureau's on hazardous materials reporting requirements and database system.
- Held our biannual Illinois Capability Assessment and THIRA (Threat & Hazard Identification and Risk Assessment) and Integrated Preparedness Plan meeting along with County and municipal partners.
- After a transparent qualifications-based selection process, three new Field Training Officers (FTO) were selected: Brian Pechtold, Matt Luhman, and Sarah Ryerson. FTOs have the primary responsibility of conducting training classes and one on one training for new volunteers.
- Activated Emergency Operations Center for Tuesday, February 27, 2024 tornados and monitored storm activity in consultation with the National Weather Service. Kane County experienced four tornados that evening—Hinckley to Big Rock EF-0, Sugar Grove to Batavia EF-1 (this is same storm cell that passed over the Government Center shortly after conclusion of

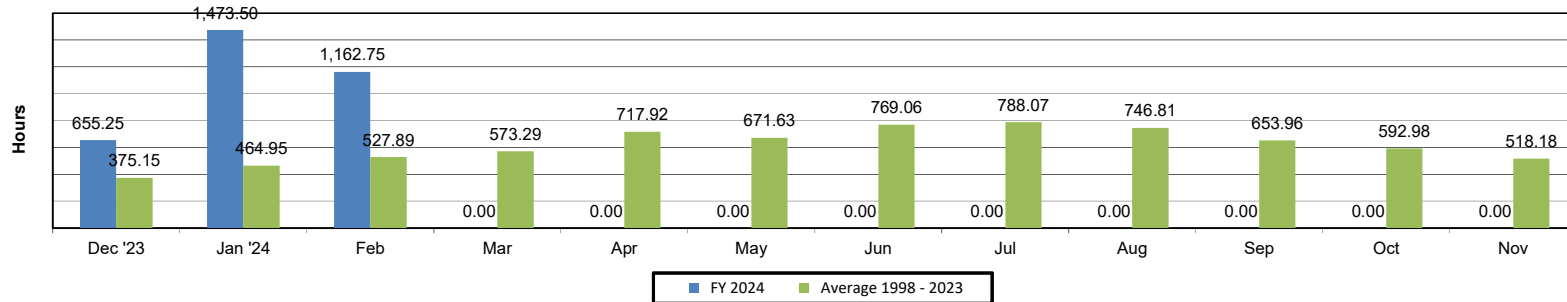
- County Board meeting), Elburn to Campton Hills EF-0, and Geneva EF-1. We activated Field Response personnel for traffic control and road clearing due to numerous trees and poles down.
- Coordinated with National Weather Service conducting field surveys to verify tornado and confirm severity. Conducted a “windshield” damage assessment with assistance from Sheriff’s Office to determine the extent of damage, which informed our preliminary damage assessment the next day.
- Conducted a preliminary damage assessment using electronic survey software with GIS integration. We had assistance from the Illinois Emergency Management Agency, Salvation Army Sheriff’s Drone Team, GIS Department, Health Department, Medical Reserve Corps as well as DuPage, Kendall, McHenry, and Will counties and local partners Batavia Fire, Elburn-Campton Hills CERT, Geneva Fire, North Aurora EMA, and St. Charles EMA.
- 12 FOIA’s processed.
- Hosted a Multi-Agency Resource Center (MARC) training course taught by the American Red Cross.
- Provided preparedness presentations for 55 children and 15 adults.

Kane County Office of Emergency Management Activity Report FY 2024

	Dec '23	Jan '24	Feb	Mar	Apr	May	Jun	Jul	Aug	Sep	Oct	Nov	Total Hours	Avg monthly Hours
Volunteer Hour Breakdown														
Severe Weather	0.00	0.00	250.50										250.50	83.50
Assist to Sheriff's Public Safety	86.60	449.00	264.00										799.60	266.53
Assist to Other Agency	121.40	26.00	8.00										155.40	51.80
Agency Training	181.25	173.25	228.50										583.00	194.33
ITECS	35.00	48.50	62.25										145.75	48.58
Admin & Maintenance	231.00	776.75	349.50										1,357.25	452.42
Total Volunteer Hours														
FY 2024	655.25	1,473.50	1,162.75	0.00	0.00	0.00	0.00	0.00	0.00	0.00	0.00	0.00	3,291.50	1,097.17
Past 5 Year Average	487.94	656.06	684.43	737.82	949.21	784.69	759.02	909.25	918.46	967.39	845.00	797.38		609.48
Past 10 Year Average	362.40	503.56	524.39	612.46	759.66	625.40	633.31	780.78	739.18	760.25	637.75	621.44		463.45
Average 1998 - 2023	375.15	464.95	527.89	573.29	717.92	671.63	769.06	788.07	746.81	653.96	592.98	518.18	7,399.89	456.00
Number of Incident														
FY 2024	6	18	14										38	13
Past 5 Year Average	13	22	15	10	16	18	18	22	19	18	14	14		17
Past 10 Year Average	9	14	10	8	13	13	15	17	14	13	11	12		12
Average 1998 - 2023	7.81	9.35	7.73	6.46	10.42	11.19	13.81	14.19	11.12	9.96	9.23	8.69	119.96	10



FY 2023 Volunteer Manhours vs Monthly Average



KANE COUNTY

OFFICE of EMERGENCY MANAGEMENT



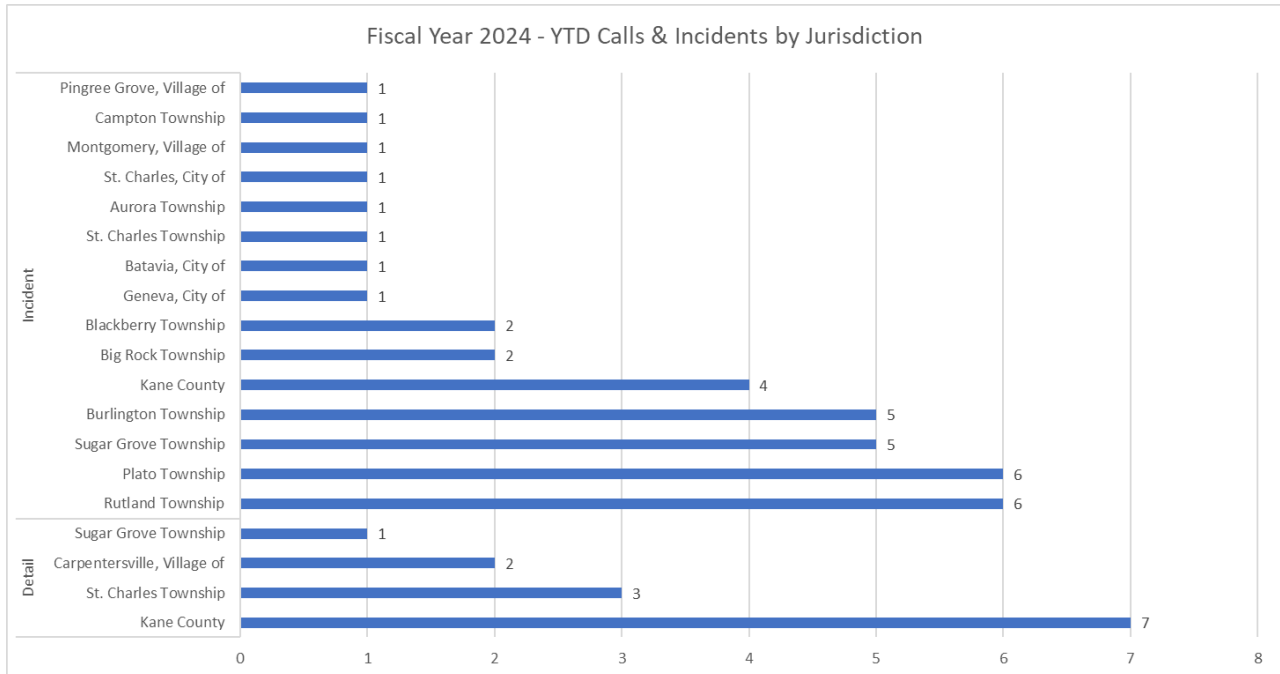
Scott Buziecki
Director

719 S. Batavia Ave.
Geneva, Illinois, 60134
Office: (630) 232-5985
EOC: (630) 208-8911

February 2024 Monthly Report – Incident & Detail Listing

Month/Year	2024 - Feb				
Count of Incident					
Type	Start time/Dat	Location	Primary Incident	Name City/Township	Total
Incident	10-Feb	65252 Hanks Rd	Traffic Control and Scene Lighting for structure fire	Sugar Grove Township	1
	13-Feb	Burlington Rd & Elliithorpe Rd	Traffic Control and Hazardous Materials for Vehicle Accident	Burlington Township	1
	15-Feb	43W244 Plato Rd	Traffic Control for wires down	Plato Township	1
	16-Feb	Route 38	Traffic Control for Procession	Kane County	1
	17-Feb	Route 47 & 72/South Starks	Traffic Control for Traffic Light Outage	Pingree Grove, Village of	1
	20-Feb	Route 20 & Marshall Rd	Traffic Control and scene lighting for vehicle accident	Plato Township	1
	25-Feb	329 S Harrison	Traffic control for structure fire	Batavia, City of	1
	27-Feb	75531 Jericho Rd	Traffic Control and Damage Assessment for Wires Down	Big Rock Township	1
		Essex Ct & Pepper Valley Dr	Lighting Request for Neighborhood with Damage	Geneva, City of	1
		Kane County	EOC Operations for Tornado Watch/Warning for Kane County	Kane County	1
		Norris Rd & Bliss Rd	Traffic Control for Wires Down in Roadway	Blackberry Township	1
		Route 47 & Beith Rd	Traffic Control and Tree Removal for Tree in Roadway	Campton Township	1
	28-Feb	Kane County	Initial Windshield Damage Assessment for multiple tornado touchdowns	Kane County	1
	29-Feb	Kane County	Damage Assessment for multiple tornado touchdowns	Kane County	1
Incident Total					14
Detail	22-Feb	Route 47 & Harter Rd	VMS Boards Delivered for Funeral Detail	Sugar Grove Township	1
	23-Feb	Kaneville Harter Middle School	Traffic Control for Funeral Detail	Kane County	1
	24-Feb	Kane County	Traffic Control for Funeral Procession	Kane County	1
		Kaneville Harter Middle School	Traffic Control for Funeral Detail	Kane County	1
Detail Total					4
Grand Total					18

January 2024 Monthly Report – Location Details



STATE OF ILLINOIS)

SS.


COUNTY OF KANE)

PRESENTATION/DISCUSSION NO. TMP-24-2017

KANE COUNTY TORNADOES

Kane County Tornadoes

TUESDAY, FEBRUARY 27, 2024



11 Tornadoes in Northern Illinois



February 27, 2024 Tornado Event

February 29, 2024

Thank you to our emergency management partners for their assistance in our storm surveys!

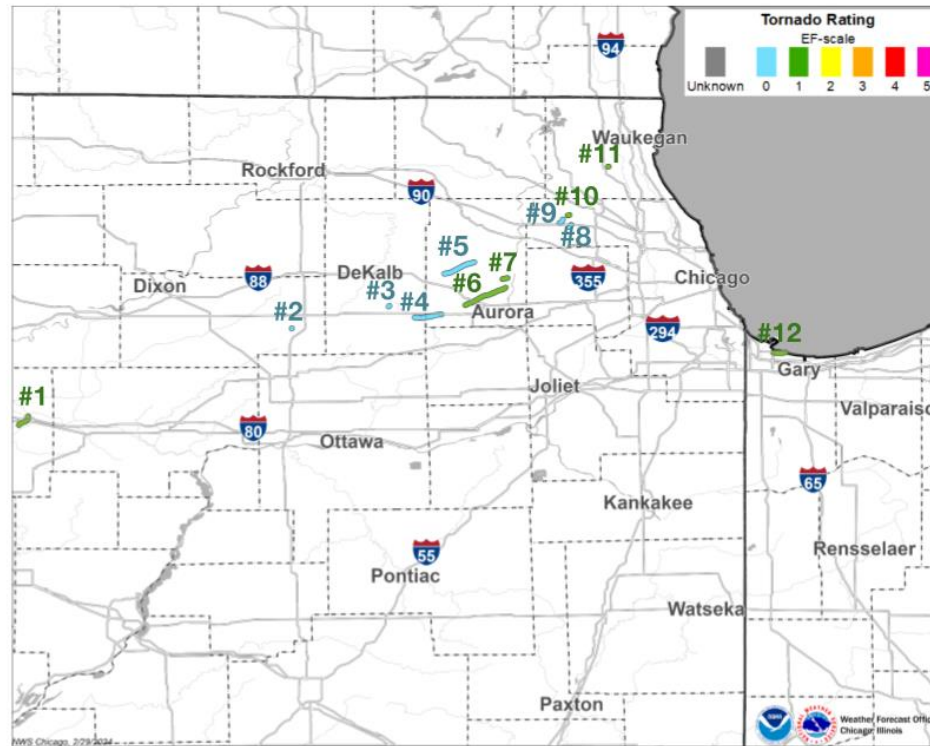


Storm Survey Results

2/27/2024 Event

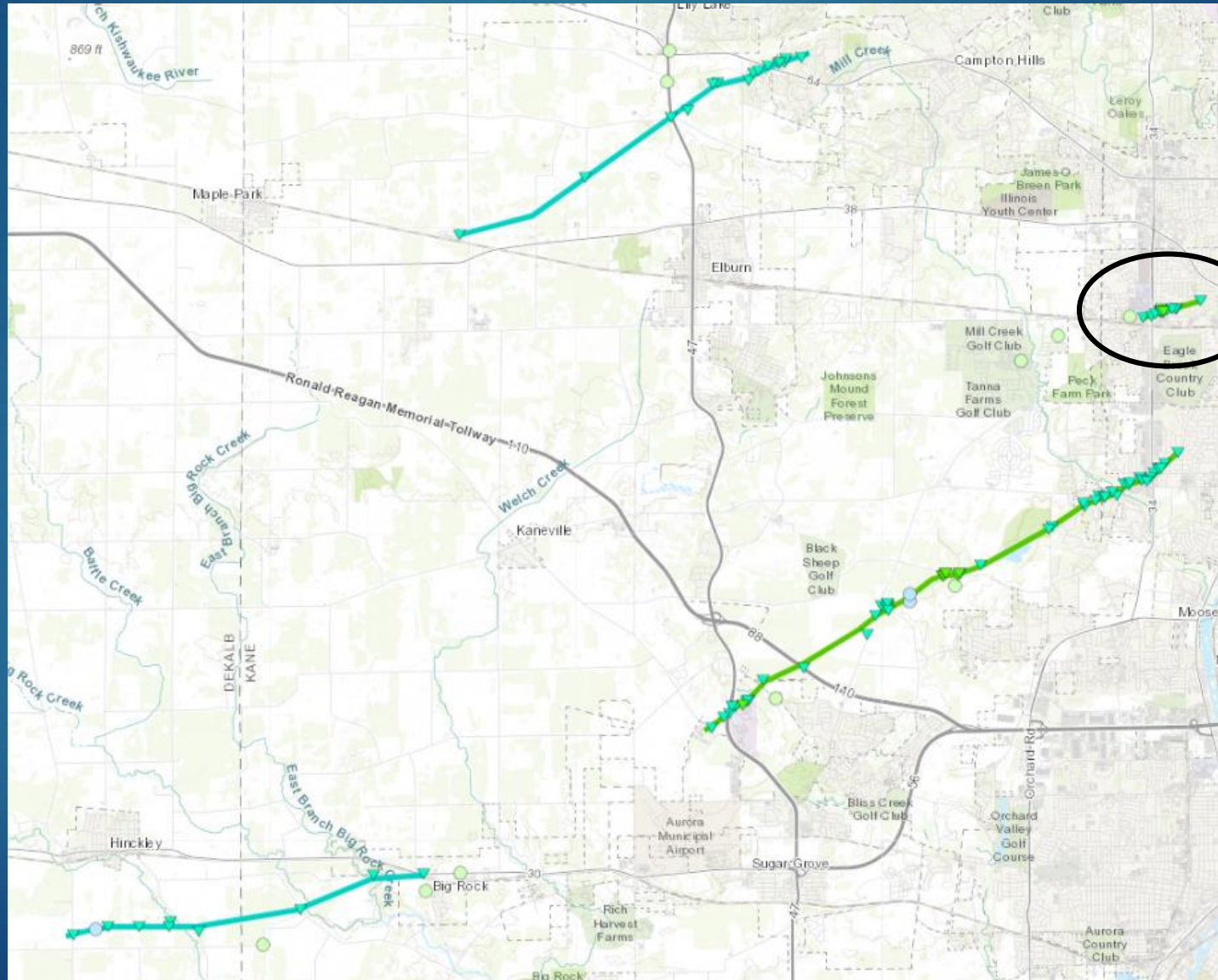
Time	5:56 - 9:15 PM CST
Number of Tornadoes in Northern Illinois & Northwest Indiana	12 11 in NWS Chicago CWA 1 in NWS Quad Cities CWA
EF-1 Tornadoes	6 (5 in NWS Chicago)
EF-0 Tornadoes	6

11 tornadoes within the counties of the NWS Chicago county warning area is the most in a February event in the period of reliable tornado records (since 1950).



1. Annawan (Henry)
2. Compton (Lee)
3. Waterman (DeKalb)
4. Hinkley-Big Rock (DeKalb-Kane)
5. Elburn-Campton Hills (Kane)
6. Sugar Grove-Batavia (Kane)
7. Geneva (Kane)
8. Hoffman Estates (Cook)
9. South Barrington
10. Hoffman Estates (Cook)
11. Mundelein (Lake)

4 Kane County Tornadoes



How It Started – 3:54pm

Tornado Watch

Valid Until
10:00 PM CST Tuesday
February 27, 2024

Threat Information



TORNADOES

A few Tornadoes
Likely



HAIL

Widespread Hail Up To
Apple Size Likely



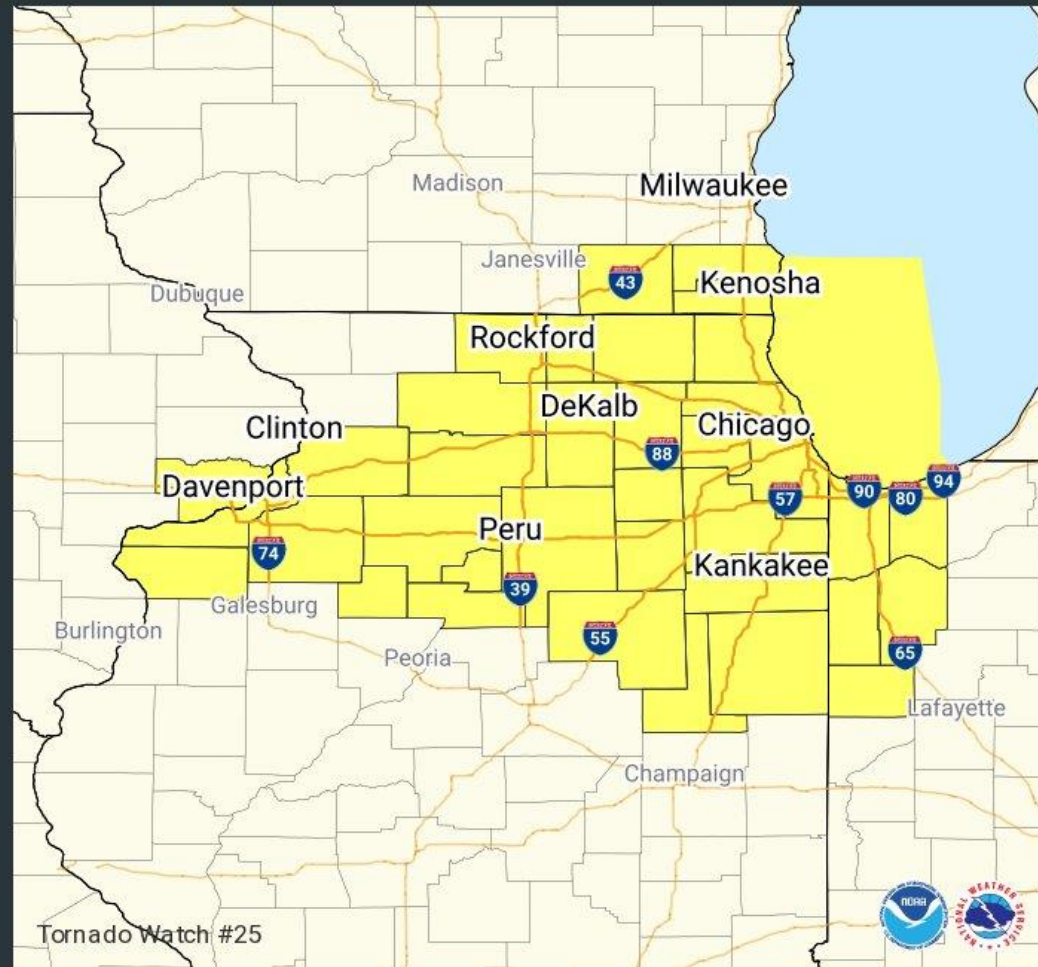
WIND

Scattered Gusts
Up To 70 MPH Possible

Potential Exposure



Population: 11,134,218
Schools: 3299
Hospitals: 178



A TORNADO WATCH means conditions are favorable for Tornadoes to form.

A TORNADO WARNING means a Tornado has been spotted or indicated on radar.

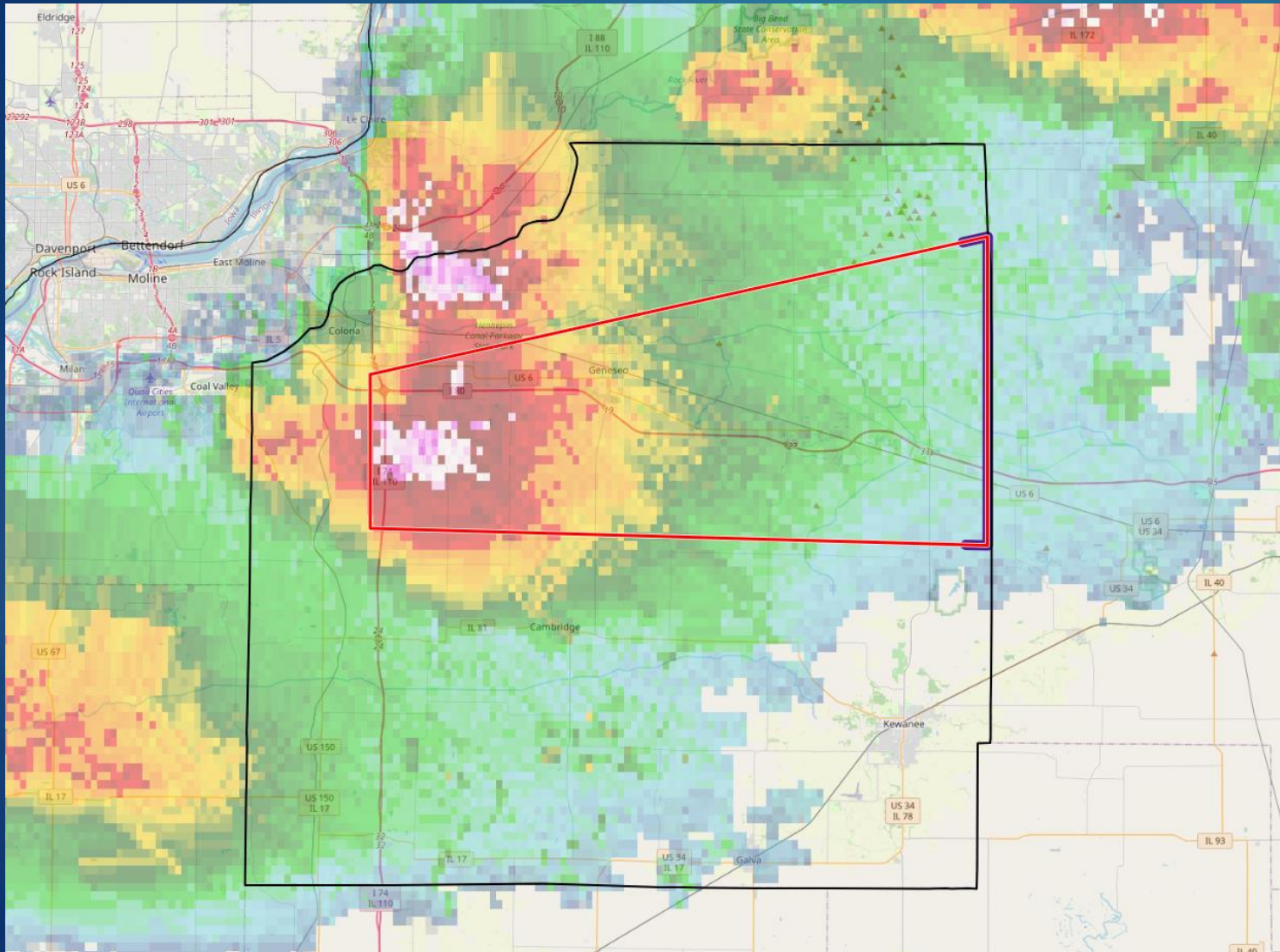
Emergency Operations Center



Severe Weather Operations

- Tornado or Severe T-Storm Watch triggers activation of the Kane County EOC
- Storms are monitored and, as tornado warnings are issued in counties (typically) east of Kane, the EOC will activate Storm Spotters (daylight only)
- EOC active from 3:55pm to 10pm

Henry Co. Tornado Warning 5:25pm



Update 5:35pm



Severe Weather Update

February 27, 2024
5:35 PM

Graphic valid through 730 PM CST 2/27/2024

What To Expect



Severe weather threat increasing

Near the I-80 and I-88 corridors, including parts of the W/SW Chicago suburbs



Main Tornado Threat Area

Developing after 600PM
Destructive hail also a threat



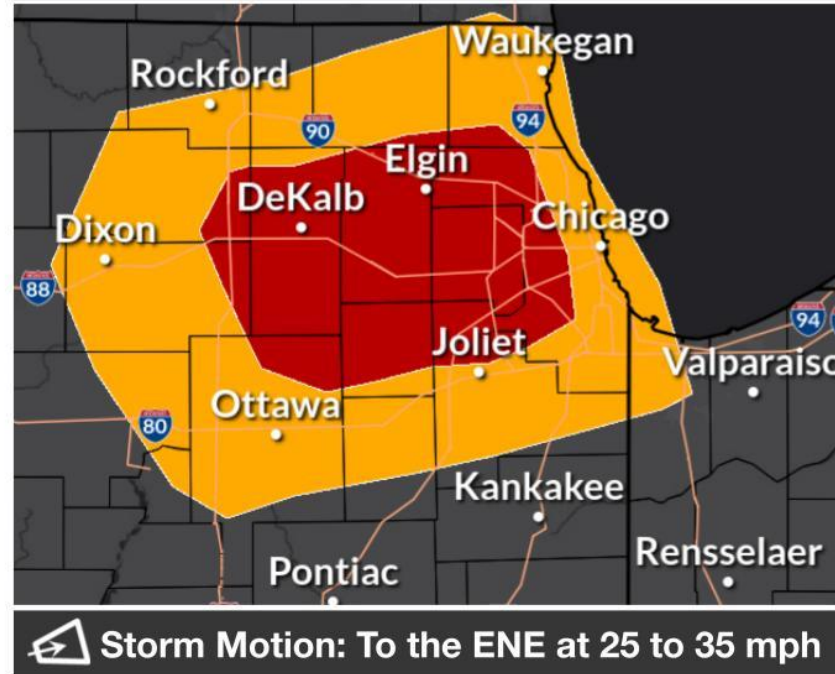
Main Destructive Hail & Damaging Wind Area

A few hailstones ≥ 2 " in diameter
Wind gusts over 60 mph

What You Should Do

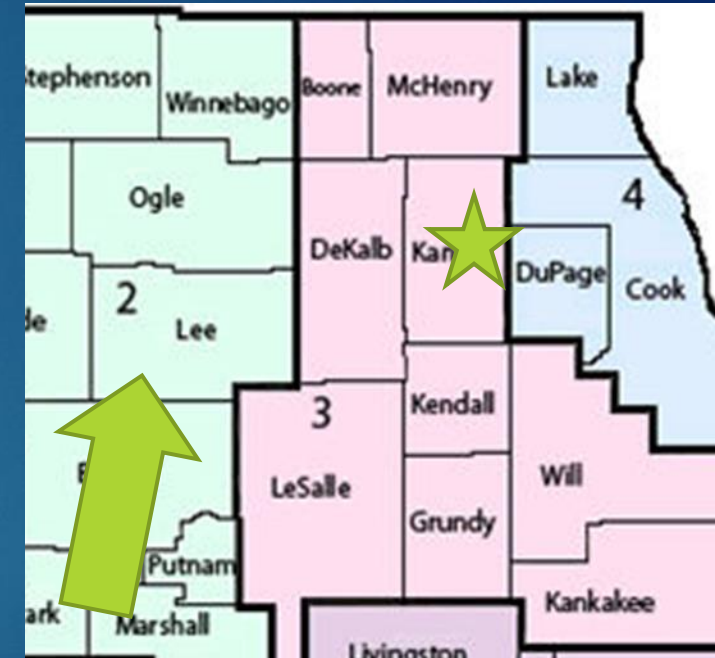
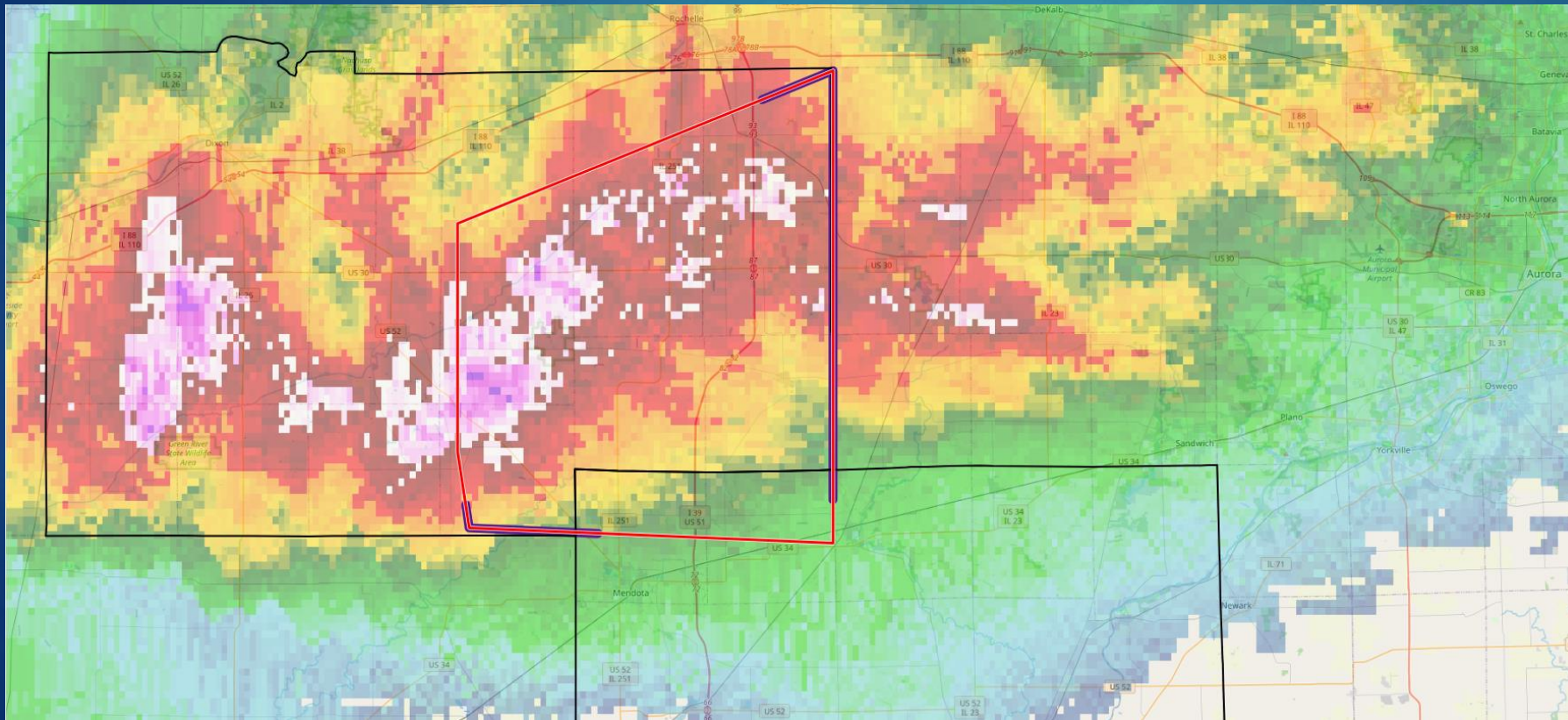
- ✓ Have multiple ways to get weather warnings.
- ✓ Move indoors if you hear thunder.

Severe Threat Areas Through 730 PM

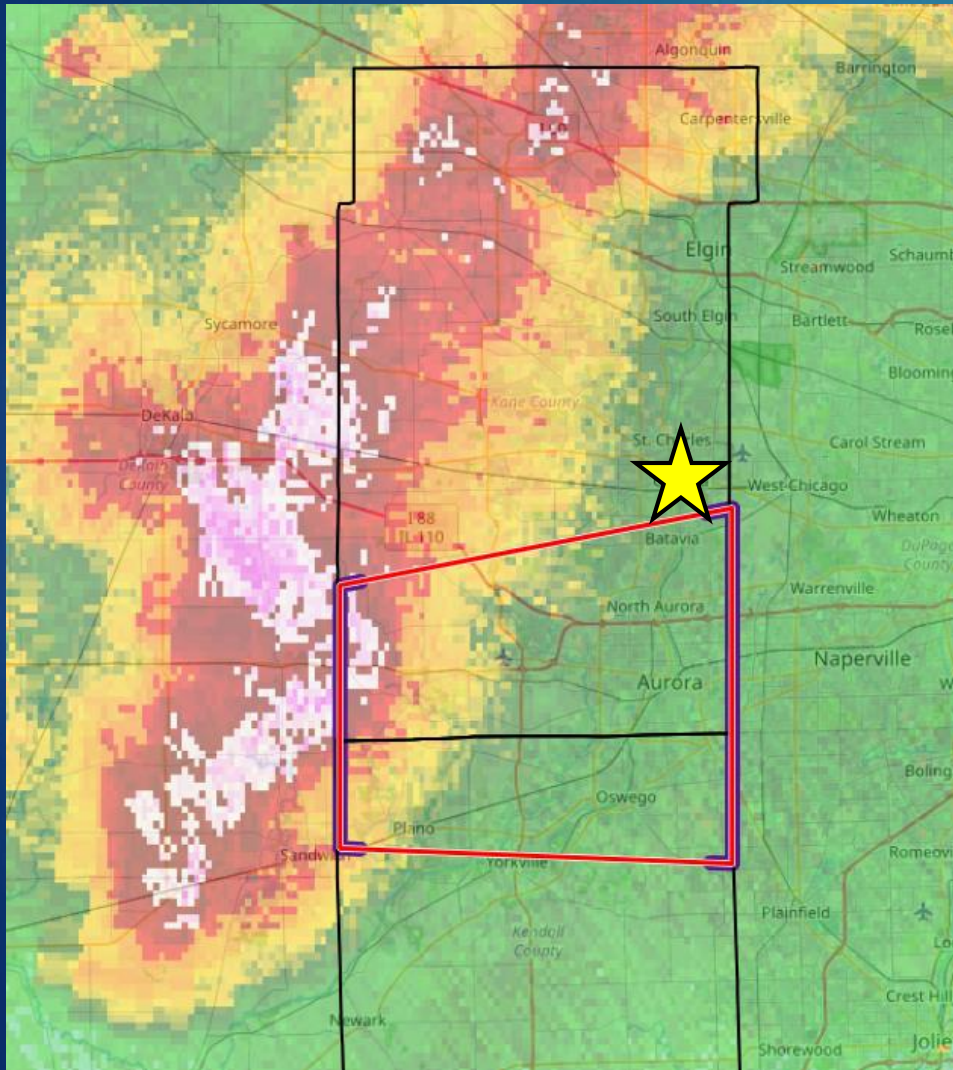


Still no WARNING yet, at this point.

Lee & LaSalle Tornado Warning 5:54pm

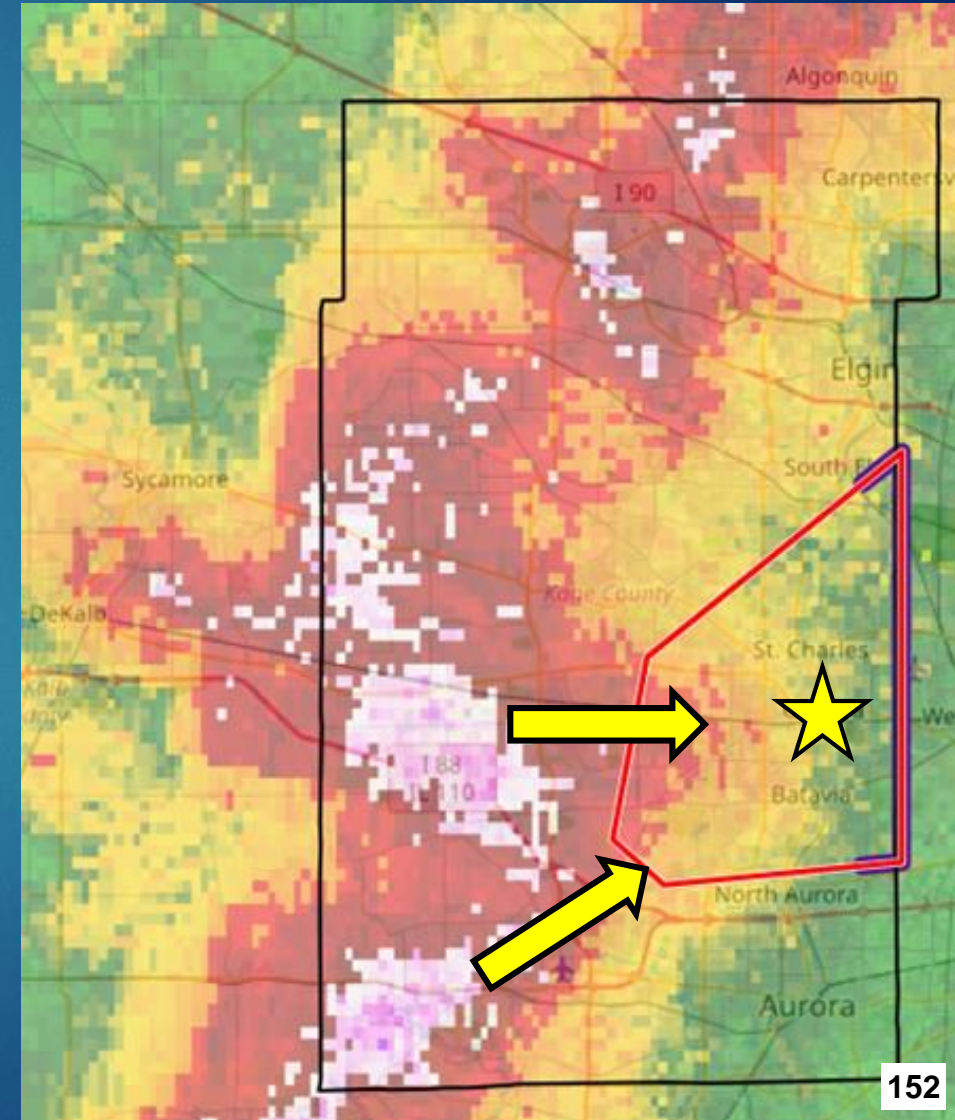


Radar – 7pm & 7:10pm



▶ Tornado Warnings

- ▶ 6:45pm—
Western Kane
(Maple Park,
Campton Hills,
Elburn)
- ▶ 6:54pm – Big
Rock, Batavia,
Sugar Grove
- ▶ 7:11pm –
Batavia,
Geneva, West
Chicago





Hinckley to Big Rock Tornado

February 29, 2024

Thank you to DeKalb & Kane County Emergency Management for their assistance in this survey!



Storm Survey Results

Hinckley to Big Rock Tornado
(DeKalb & Kane Counties)

Date	2/27/2024
Time	6:54 PM - 6:59 PM CST
EF Rating	EF-0
Est. Peak Winds	85 MPH
Path Length	4.8 miles
Max Width	175 yards
Injuries/Deaths	0/0



Hinckley-Big Rock tornado

S. of Hinckley





Elburn / Campton Hills Tornado

February 29, 2024

Thank you to Kane County Emergency Management for their assistance in this storm survey!



Storm Survey Results

Elburn / Campton Hills Tornado
(Kane County)

Date	2/27/2024
Time	6:58 PM - 7:11 PM CST
EF Rating	EF-0
Est. Peak Winds	80 MPH
Path Length	5.9 miles
Max Width	125 yards
Injuries/Deaths	0/0





Sugar Grove to Batavia Tornado

February 29, 2024

Thank you to Kane County Emergency Management for their assistance in this storm survey!



Storm Survey Results

Sugar Grove to Batavia Tornado
(Kane County)

Date	2/27/2024
Time	7:06 PM - 7:16 PM CST
EF Rating	EF-1
Est. Peak Winds	95 MPH
Path Length	8.2 miles
Max Width	125 yards
Injuries/Deaths	0/0



Sugar Grove tornado, 7:09 p.m.

7:07pm radar shows debris signature north of Sugar Grove/Airport



Nest



Geneva Tornado

February 29, 2024

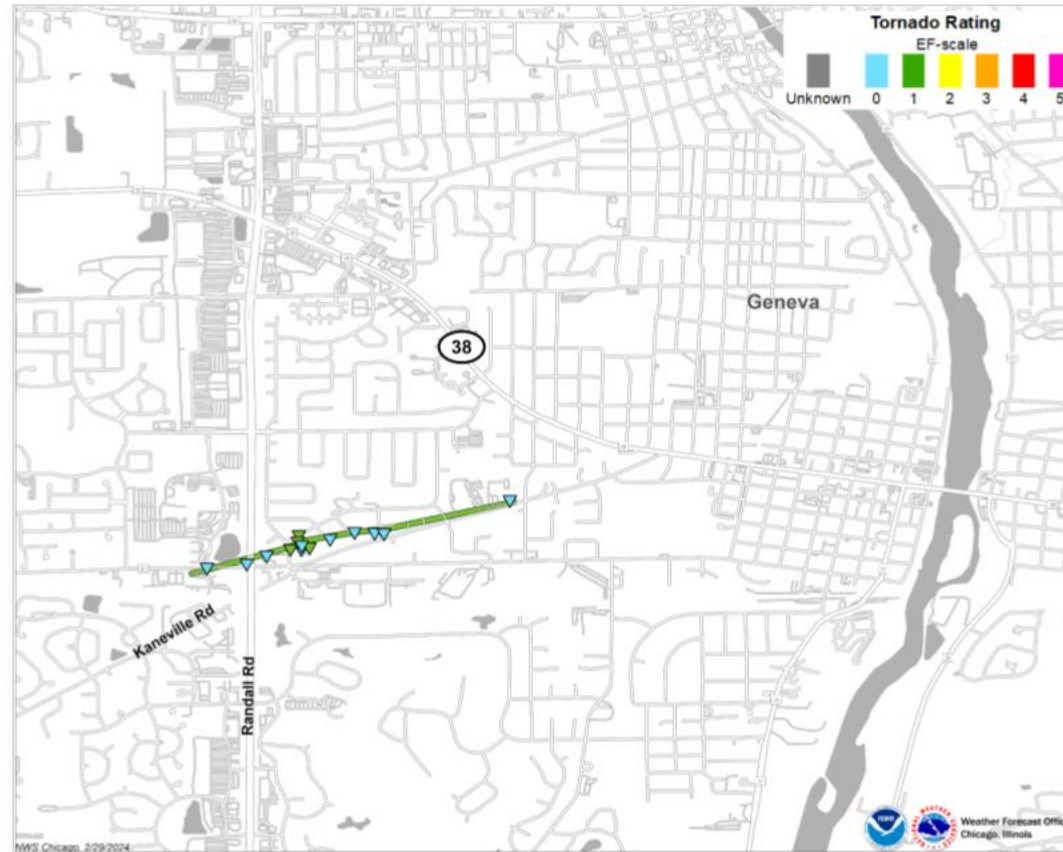
Thank you to Kane County Emergency Management for their assistance in this storm survey!



Storm Survey Results

Geneva Tornado
(Kane County)

Date	2/27/2024
Time	7:17 PM - 7:19 PM CST
EF Rating	EF-1
Est. Peak Winds	95 MPH
Path Length	0.9 miles
Max Width	125 yards
Injuries/Deaths	0/0



“Windshield” Survey



Reckinger Farm – Blackberry Twp.



Spring Bluff Nursery – Blackberry Twp.

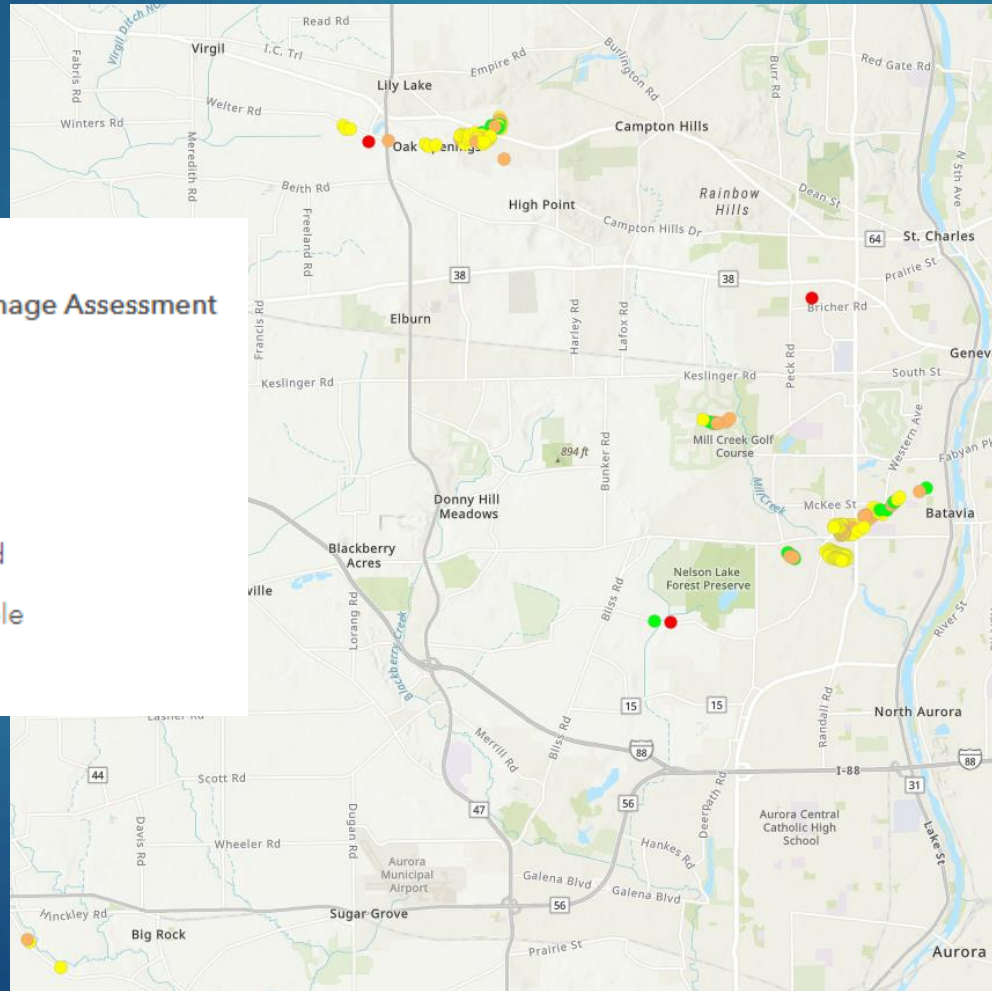


Preliminary Damage Assessment



17 agencies, including OEM, IEMA, Sheriff, Health Dept, & Salvation Army

Preliminary Damage Assessment – Thurs, Feb. 29



Legend

Kane OEM Damage Assessment

- affected
- Major
- destroyed
- unaffected
- inaccessible
- minor

Unaffected
185 of 241

Major
5 of 241

Affected
19 of 241

Destroyed
0 of 241

Minor
32 of 241

Inaccessible
0 of 241

STATE OF ILLINOIS)

SS.

COUNTY OF KANE)

RESOLUTION NO. TMP-24-2022

RECOGNIZING APRIL AS NATIONAL VOLUNTEER APPRECIATION MONTH

WHEREAS, National Volunteer Appreciation Month in the United States takes place in the month of April. This month is dedicated to honoring all of the volunteers in our community as well as encouraging volunteerism; and

WHEREAS, volunteers do not ask for recognition or to be paid for all their selfless work but they definitely deserve our respect and appreciation; and

WHEREAS, in FY2023 the Kane County Office of Emergency Management volunteers and members provided 11,116.34 hours of service to the county and its citizens, responding to emergency call outs, pre-planned events and details, providing traffic control, man power, Search and rescue response and public education; and

WHEREAS, it is difficult to place a dollar value on the work volunteers do, the donation time is valued at \$ 353,499.62 and enables officers, fire personnel and first responders to return to actively responding to protect the citizens.

NOW, THEREFORE, BE IT RESOLVED that the Kane County Board recognize April as National Volunteer Appreciation month and praise those volunteers that have selflessly shown up and shared their time, talent, knowledge and skills in service of others.

Passed by the Kane County Board on April 9, 2024.

John A. Cunningham, MBA, JD, JD
Clerk, County Board
Kane County, Illinois

Corinne M. Pierog MA, MBA
Chairman, County Board
Kane County, Illinois

Vote:



RESOLUTION / ORDINANCE EXECUTIVE SUMMARY ADDENDUM

Title

Recognizing April as National Volunteer Appreciation Month

Committee Flow:

Judicial Public Safety Committee, Executive Committee, County Board

Contact:

Scott Buziecki, 630.232.5986

Budget Information:

Was this item budgeted? N/A	Appropriation Amount: \$N/A
If not budgeted, explain funding source: N/A	

Summary:

This resolution is recognizing the month of April as National Volunteer Appreciation Month and to recognize the hard work and dedication of the volunteers of the Office of Emergency Management.



RESOLUTION / ORDINANCE EXECUTIVE SUMMARY ADDENDUM

Title

Authorizing the Number of Procurement Cards Issued to the Office of Emergency Management and Each of their Transaction Limits

Committee Flow:

Judicial/Public Safety Committee, Finance Committee

Contact:

Scott Buziecki, 630.232.5986

Budget Information:

Was this item budgeted? N/A	Appropriation Amount: \$N/A
If not budgeted, explain funding source: N/A	

Summary:

Per the Kane County Financial Policies amended February 8, 2022, each year the number of procurement cards issued and the transaction limits established for each County department shall be approved annually by the standing committee to which the department reports and by the Finance Committee.

2024 EMERGENCY MANAGEMENT
P-Card Holders and Transaction Limits

Name	Single Purchase	Credit Limit
Mensching, Jonathan	\$2,500.00	\$3,000.00
Buziecki, Scott	\$1,000.00	\$10,000.00
Dortmund-Madison, Deborah	\$1,000.00	\$10,000.00

<i>Line Item:</i> 001.510.510.40000	\$35,504.29	Salaries and Wages
001.800.809.45000	\$ 3,603.45	Healthcare Contribution
001.800.809.45010	\$ 2,425.85	Dental Contribution
001.000.000.39900	\$41,533.59	Fund Balance Utilization
111.800.803.45100	\$3,037.47	FICA/SS Contribution
111.000.000.39900	\$3,037.47	Fund Balance Utilization
110.800.802.45200	\$2,044.83	IMRF Contribution
110.000.000.39900	\$2,044.83	Fund Balance Utilization

Line Item Description: See above

Was Personnel/Item/Service approved in original budget or a subsequent budget revision? No

Are funds currently available for this Personnel/Item/Service in the specific line item? No

If funds are not currently available in the specified line item, where are the funds available?

Reserves

Passed by the Kane County Board on April 9, 2024.

John A. Cunningham, MBA, JD, JD
Clerk, County Board
Kane County, Illinois

Corinne M. Pierog MA, MBA
Chairman, County Board
Kane County, Illinois

Vote:



RESOLUTION / ORDINANCE EXECUTIVE SUMMARY ADDENDUM

Title

Authorizing a Full Time Operations Manager for the Office of Emergency Management and Associated Budget Adjustment

Committee Flow:

Judicial Public Safety Committee, Finance and Budget Committee, Executive Committee, County Board

Contact:

Scott Buziecki 630-232-5986

Budget Information:

Was this item budgeted? No	Appropriation Amount: \$46,615.89
If not budgeted, explain funding source: Reserves	

Summary:

The Office of Emergency Management maintains a volunteer group of 45 volunteers who annually work over 11,000 hours, equivalent to 5.3 full-time employees. This group is overseen by a part-time Assistant Director, who is limited to 600 hours per year (about 11 hours per week), which is insufficient to effectively oversee volunteer operations and a full-time position is needed to ensure availability for emergencies. A new full-time Operations Manager job description was developed in consultation with Human Resources Management, who assigned a grade of 510. This new position would replace the part-time Assistant Director position and would have a starting salary up to \$74,224, which is within range for the Compensation and Position Management Policy. This resolution authorizes the new position as well as necessary budget changes.

COUNTY OF KANE

DEPARTMENT OF HUMAN
RESOURCE MANAGEMENT



719 Batavia Avenue
Geneva, Illinois 60134
Phone: (630) 232-3560
Fax: (630) 232-3421
www.countyofkane.org

JOB DESCRIPTION

Job Title: Operations Manager
Department: Office of Emergency Management
FLSA Status: Full Time – Exempt, 40 hours per week
Grade: 510
Bargaining Unit: No

General Summary: The Operations Manager is responsible for supporting agency response functions through a combination of supervision and hands-on involvement. He/she may temporarily assume agency leadership when the Director and Chief Deputy Director are unavailable. All OEM positions are subject to recall around the clock for emergency management operations, which may require irregular hours, work at locations other than the official duty location, and may include duties other than those specified in the official position description.

ESSENTIAL FUNCTIONS, DUTIES AND RESPONSIBILITIES:

1. Serves as a member of the agency command staff and has supervisory authority as outlined in the Office of Emergency Management Policy Manual.
2. Provides direct leadership and supervision to volunteer supervisors and members.
3. Oversees agency volunteer recruitment and training, field response operations, the county-wide ground search and rescue team, damage assessment operations, and all aspects of special events.
4. Ensures operational readiness of department's emergency vehicles and equipment including researching, analyzing, and recommending enhancements, improvements, and replacements for agency response vehicles and equipment.
5. Recommends the creation, implementation, and revision of policies and procedures related to emergency response operations and volunteer management and participates in the annual budgeting for their functional area.
6. Activates agency emergency notification system during emergency incidents and disasters.
7. Responds to routine incidents and emergencies as needed, depending on availability.
8. Serves in a command and general staff function in the County EOC or Incident Command Post during large emergencies and disasters, and may assist with municipal response as assigned.
9. Leads the development of After Action Reports (AAR) and Improvement Plans after major field responses; facilitate and support AAR reviews by leading discussions and preparing meeting materials.
10. Performs other duties as assigned.

KNOWLEDGE, SKILLS AND ABILITIES REQUIRED:

1. Comprehensive knowledge of emergency management operations, principles, practices, laws and local government operations.
2. Ability to work with little supervision in a busy office with attention to detail.
3. Ability to work at emergency and disaster scenes under stressful conditions.
4. Working knowledge of Microsoft Office Suite programs such as Word, Excel, PowerPoint, Outlook, etc.
5. Ability to attend evening and weekend meetings and activities and respond 24/7 in the event of an emergency.
6. Must be at least 21 years of age and be in possession of a valid Illinois Driver's License. Class "B" or higher Non-CDL Illinois Driver's license required within 1 year.

TRAINING, EDUCATION AND WORK EXPERIENCE:

1. A Bachelor’s degree in emergency management or closely related field and 5 years of professional emergency management or public safety experience; or a high school diploma and equivalent combination of professional experience, education, and training as needed to demonstrate the knowledge and ability to successfully complete the requirements of the position. Volunteer and/or part-time paid experience with Kane County Office of Emergency Management may be substituted for professional emergency management or public safety experience.
2. Experience must include 2 years of supervisory responsibility at emergency incidents or working in an Emergency Operations Center during an emergency.
3. Completion of the IEMA Professional Development Series or ability to complete within two years; IEMA Professional Emergency Manager Certification or be able to obtain within four years.
4. Completion of National Incident Management System (NIMS)/Incident Command System (ICS) 100, 200, 700. within 90 days.

PHYSICAL DEMANDS OF THE ESSENTIAL FUNCTIONS:

The physical demands described here are representative of those that must be met by an employee to successfully perform the essential functions of this job. Reasonable accommodations may be made to enable individuals with disabilities to perform the essential functions.

Prolonged periods of sitting, talking, listening, working on a computer = 50%

Lifting up to 20 pounds at a time, sitting, standing, walking, using legs to climb stairs, balancing, kneeling, crouching, crawling; using hands to handle or feel objects, using hands and arms to reach, push or pull, standing for an extended period of time without a significant rest period= 50%

EQUIPMENT USED TO PERFORM ESSENTIAL FUNCTIONS:

Office equipment (computers, copier, phones, etc.), radio equipment, emergency response vehicles, generators, chainsaws, hand tools, power tools, general emergency and rescue equipment, etc.

WORKING CONDITIONS WHILE PERFORMING ESSENTIAL FUNCTIONS:

Office work is performed in a typical office environment where there is no physical discomfort or exposure to external hazards. Work performed in the field is subject to conditions that range from inclement weather to dangerous conditions such as snow/ice, cold, heat, noise, wetness/humidity, sudden temperature changes, and poor visibility at the job site or during travel. Travel to and from field locations may subject worker to increased risk of driving hazards. Field locations may subject worker to communicable diseases, raw sewage, immobilizing mud, biting insects, pathogens, poison ivy, toxins, hazardous materials, chemicals, and animals. May occasionally need to relate to members of the public who exhibit challenging, atypical or hostile behaviors and/or communication.

REPORTING RELATIONSHIPS:

Reports to: Chief Deputy Director

Directs Work of: Volunteer Lieutenants, Volunteer Sergeants, Volunteer Members

Employee:

Signature: _____

Date: _____

Supervisor:

Signature: _____

Date: _____

STATE OF ILLINOIS)

SS.

COUNTY OF KANE)

REPORT NO. TMP-24-2015

MONTHLY REPORT (ATTACHED)

Kane County Sheriff's Office



37W755 IL Rt 38 • St Charles, IL 60175
 Tel: (630) 232-6840 • Fax: (630) 513-6984
 www.KaneSheriff.com

Ron Hain, Sheriff

Amy Johnson, Undersheriff

Kane County Adult Justice Center Monthly Report

February 2024

Average Population	Monthly Avg	363		
Number of Detainees Processed In/Out	Processed In	508	Processed Out	529
Population Reporting Mental Illness	# of Detainees	89	% of New Detainees	17.5
Number of Detainees on Suicide Watch	Total #	22		
Number of Detainee Grievances Filed	Total #	213		
Number of Use of Force Reports	Total #	2		
Detainees Housed in Other Jails	Total #	10	Expense	19,650
Number of Officers Mandated	Total #	26	Yearly Total	61

Captain Aguirre #797

KANE COUNTY SHERIFF RON HAIN'S IMPACT REPORT



**February
2024**

YTD

RELEASED DETAINEE ACTIVITIES

- Emailed Job and Training Opportunities (Over 1,600 email addresses).	2	3
- Case Management—Released Detainee Calls	122	267

DETAINEE ACTIVITIES

Lighthouse Recovery Program Participants	39	51
Moral Reconciliation Therapy	40	50
Moral Reconciliation Therapy Graduates	8	10
Anger Management	19	27
Domestic Violence Awareness	4	4
Boundaries Class	3	3
Successfully Achieving Your Vision/RISE	0	19
2nd Opportunity Reentry Class	21	21
Parenting Class	20	20
GED	15	21
Chef Class	4	5
Barber Class	0	9
Barber Graduates	7	7
Resumes Completed	9	16
Job Applications Assisted	17	27
Intern Hours— 4 Interns	267	470
Social Security Cards Requested	3	10
Birth Certificates Requested	2	10
Drug Treatment Center Placements	4	11
Other Treatment Placements	4	11
A Way Out Referrals	3	10

KANE COUNTY SHERIFF RON HAIN'S IMPACT REPORT



**February
2024**

Community Events

Quad County African American Scholarship Jazz Brunch

Aurora Regional Fire Museum Strategic Plan Rollout

Aurora African American Heritage Board Scholarship Dinner

Community Resource Team Aurora

KANE COUNTY SHERIFF RON HAIN'S



Social Worker Monthly Stats

February 1—
29, 2024

Total # of Cases	54
Death (investigations, natural, suicide, homicide, etc.)	2
Accident/Injury	0
Car Accident: Injury/Death	0
Domestic (disputes, assault/battery, domestic violence, sexual assaults, human trafficking, stalking)	13
Juvenile (missing persons, complaint, child abuse/neglect, disputes, mental health, child sexual assault, substance use, MH, child exploitation)	10
Mental Health (general, substance abuse, hoarding, suicide/homicidal ideation/attempt, etc.)	13
Support (resource and referrals, elderly well-being, well-being, DCFS, legal advocacy, emotional, fire, eviction)	13
Homelessness	1
ICAC (Internet Crimes Against Children)	0
VOC (victim of a crime not applicable in above categories- residential burglary, home invasion, stalking, sexual assault, human trafficking, other)	2
Total # of Cases	54
Total # of Clients	84
Total Direct Hours (Direct Hours)	114
Total Service Hours (Direct Hours x Clients x KCSO Personnel)	742.5
Total # of Referrals Made to Community Resources	156



KANE COUNTY SHERIFF RON HAIN'S Social Worker Snapshot



Month	Total # of Cases	Total # of Clients	Total Direct Hours	Total Service Hours (Direct Hours x Clients x KCSO Personnel)	Total # of Referrals Made to Community Resources
December	55	76	104.5	288.5	184
January	68	100	152	334	237
February	54	84	114	742.5	156
March					
April					
May					
June					
July					
August					
September					
October					
November					

KANE COUNTY SHERIFF RON HAIN'S

Social Worker

Accumulative Report



December 1, 2023-

February 29, 2024

Total # of Cases

177

Death (investigations, natural, suicide, homicide, etc.)

7

Accident/Injury

0

Car Accident (injury/fatal)

0

Domestic (disputes, assault/battery, domestic violence, sexual assaults)

54

Juvenile (missing persons, complaint, child abuse/neglect, disputes, mental health)

28

Mental Health (general, substance abuse, hoarding, suicide/homicidal ideation/attempt, etc.)

30

Supp: r & r (resource and referrals, elderly well-being, DCFS, legal advocacy, emotional, fire, evictions)

47

Homelessness

3

ICAC (Internet Crimes Against Children)

2

VOC (Victim of a crime not applicable in other categories: such as residential burglary, home invasion, sexual assault, etc.)

6

Total # of Cases

177

Total # of Clients

260

Total Direct Hours (Direct Hours)

370.5

Total Service Hours (Direct Hours x Victims x KCSO Personnel)

1,364.50

Total # of Referrals Made to Community Resources

577



Incident Breakdown By Month Report

Print Date/Time: 03/02/2024 14:23
 Login ID: 0011396
 Year: 2024

KANE COUNTY SHERIFF'S OFFICE
 ORI Number: IL0450000
 Incident Type: All

Incident Type	January		February		March		April		May		June		July		August		September		October		November		December		Yearly Totals
	#	%	#	%	#	%	#	%	#	%	#	%	#	%	#	%	#	%	#	%	#	%	#	%	
911 Investigation	36	51.4	31	44.3	3	4.3	0	0	0	0	0	0	0	0	0	0	0	0	0	0	0	0	0	0	70
Abandoned Vehicle	12	75	4	25	0	0	0	0	0	0	0	0	0	0	0	0	0	0	0	0	0	0	0	0	16
Accident Hit and	15	88.2	2	11.8	0	0	0	0	0	0	0	0	0	0	0	0	0	0	0	0	0	0	0	0	17
Accident Injury	27	62.8	15	34.9	1	2.3	0	0	0	0	0	0	0	0	0	0	0	0	0	0	0	0	0	0	43
Accident PDO	134	59.8	86	38.4	4	1.8	0	0	0	0	0	0	0	0	0	0	0	0	0	0	0	0	0	0	224
Animal Complaint	29	41.4	38	54.3	3	4.3	0	0	0	0	0	0	0	0	0	0	0	0	0	0	0	0	0	0	70
Assault	5	41.7	7	58.3	0	0	0	0	0	0	0	0	0	0	0	0	0	0	0	0	0	0	0	0	12
Assist Another	210	53.3	174	44.2	10	2.5	0	0	0	0	0	0	0	0	0	0	0	0	0	0	0	0	0	0	394
Assist Citizen	106	51	98	47.1	4	1.9	0	0	0	0	0	0	0	0	0	0	0	0	0	0	0	0	0	0	208
Attempt To Locate	3	33.3	5	55.6	1	11.1	0	0	0	0	0	0	0	0	0	0	0	0	0	0	0	0	0	0	9
Battery	14	58.3	10	41.7	0	0	0	0	0	0	0	0	0	0	0	0	0	0	0	0	0	0	0	0	24
Blue Point	0	0	1	100	0	0	0	0	0	0	0	0	0	0	0	0	0	0	0	0	0	0	0	0	1
Bomb Unit	2	14.3	11	78.6	1	7.1	0	0	0	0	0	0	0	0	0	0	0	0	0	0	0	0	0	0	14
Burglar Alarm	84	52.8	69	43.4	6	3.8	0	0	0	0	0	0	0	0	0	0	0	0	0	0	0	0	0	0	159
Burglary	5	62.5	3	37.5	0	0	0	0	0	0	0	0	0	0	0	0	0	0	0	0	0	0	0	0	8
Burglary to Motor	6	85.7	1	14.3	0	0	0	0	0	0	0	0	0	0	0	0	0	0	0	0	0	0	0	0	7
Burning Complaint	5	62.5	3	37.5	0	0	0	0	0	0	0	0	0	0	0	0	0	0	0	0	0	0	0	0	8
Check Conditions	41	75.9	13	24.1	0	0	0	0	0	0	0	0	0	0	0	0	0	0	0	0	0	0	0	0	54
Check Welfare	54	47	56	48.7	5	4.3	0	0	0	0	0	0	0	0	0	0	0	0	0	0	0	0	0	0	115
Citizen Assist	5	71.4	2	28.6	0	0	0	0	0	0	0	0	0	0	0	0	0	0	0	0	0	0	0	0	7
Civil Dispute	4	36.4	5	45.5	2	18.2	0	0	0	0	0	0	0	0	0	0	0	0	0	0	0	0	0	0	11
COP Activity	207	45.6	224	49.3	23	5.1	0	0	0	0	0	0	0	0	0	0	0	0	0	0	0	0	0	0	454
Custody Dispute	3	37.5	4	50	1	12.5	0	0	0	0	0	0	0	0	0	0	0	0	0	0	0	0	0	0	8
Damage to Property	15	62.5	9	37.5	0	0	0	0	0	0	0	0	0	0	0	0	0	0	0	0	0	0	0	0	24
Death Investigation	6	60	4	40	0	0	0	0	0	0	0	0	0	0	0	0	0	0	0	0	0	0	0	0	10
Deceptive Practice	16	50	15	46.9	1	3.1	0	0	0	0	0	0	0	0	0	0	0	0	0	0	0	0	0	0	32
Detail	0	0	2	100	0	0	0	0	0	0	0	0	0	0	0	0	0	0	0	0	0	0	0	0	2
Disorderly Conduct	5	55.6	4	44.4	0	0	0	0	0	0	0	0	0	0	0	0	0	0	0	0	0	0	0	0	9
Disturbance	7	36.8	11	57.9	1	5.3	0	0	0	0	0	0	0	0	0	0	0	0	0	0	0	0	0	0	19
Do Not Tow	3	100	0	0	0	0	0	0	0	0	0	0	0	0	0	0	0	0	0	0	0	0	0	0	3
Domestic	47	54	38	43.7	2	2.3	0	0	0	0	0	0	0	0	0	0	0	0	0	0	0	0	0	0	87
Driving Complaint	32	50	30	46.9	2	3.1	0	0	0	0	0	0	0	0	0	0	0	0	0	0	0	0	0	0	64

Drone	0	0	1	100	0	0	0	0	0	0	0	0	0	0	0	0	0	0	0	0	0	0	0	0	1
Escort	0	0	1	100	0	0	0	0	0	0	0	0	0	0	0	0	0	0	0	0	0	0	0	0	1
Eviction	19	51.4	18	48.6	0	0	0	0	0	0	0	0	0	0	0	0	0	0	0	0	0	0	0	0	37
Fight in Progress	0	0	1	100	0	0	0	0	0	0	0	0	0	0	0	0	0	0	0	0	0	0	0	0	1
Fire Investigation	5	83.3	1	16.7	0	0	0	0	0	0	0	0	0	0	0	0	0	0	0	0	0	0	0	0	6
Fireworks	1	50	1	50	0	0	0	0	0	0	0	0	0	0	0	0	0	0	0	0	0	0	0	0	2
Found Articles	3	33.3	6	66.7	0	0	0	0	0	0	0	0	0	0	0	0	0	0	0	0	0	0	0	0	9
Harassment	8	66.7	4	33.3	0	0	0	0	0	0	0	0	0	0	0	0	0	0	0	0	0	0	0	0	12
HAZMAT	2	100	0	0	0	0	0	0	0	0	0	0	0	0	0	0	0	0	0	0	0	0	0	0	2
Home Visit	8	44.4	10	55.6	0	0	0	0	0	0	0	0	0	0	0	0	0	0	0	0	0	0	0	0	18
Hunting Complaint	2	100	0	0	0	0	0	0	0	0	0	0	0	0	0	0	0	0	0	0	0	0	0	0	2
Illegal Dumping	0	0	1	100	0	0	0	0	0	0	0	0	0	0	0	0	0	0	0	0	0	0	0	0	1
Information	28	43.1	35	53.8	2	3.1	0	0	0	0	0	0	0	0	0	0	0	0	0	0	0	0	0	0	65
Juvenile Complaint	3	23.1	9	69.2	1	7.7	0	0	0	0	0	0	0	0	0	0	0	0	0	0	0	0	0	0	13
K-9 Response	10	29.4	24	70.6	0	0	0	0	0	0	0	0	0	0	0	0	0	0	0	0	0	0	0	0	34
Lockout	20	57.1	15	42.9	0	0	0	0	0	0	0	0	0	0	0	0	0	0	0	0	0	0	0	0	35
Lost or Stolen	6	50	5	41.7	1	8.3	0	0	0	0	0	0	0	0	0	0	0	0	0	0	0	0	0	0	12
Medical Detail	27	46.6	30	51.7	1	1.7	0	0	0	0	0	0	0	0	0	0	0	0	0	0	0	0	0	0	58
Minibike Complaint	2	28.6	4	57.1	1	14.3	0	0	0	0	0	0	0	0	0	0	0	0	0	0	0	0	0	0	7
Missing Persons	4	57.1	3	42.9	0	0	0	0	0	0	0	0	0	0	0	0	0	0	0	0	0	0	0	0	7
Motorist Assist	607	89.7	67	9.9	3	0.4	0	0	0	0	0	0	0	0	0	0	0	0	0	0	0	0	0	0	677
Narcotics	0	0	6	100	0	0	0	0	0	0	0	0	0	0	0	0	0	0	0	0	0	0	0	0	6
Neighbor Dispute	6	40	8	53.3	1	6.7	0	0	0	0	0	0	0	0	0	0	0	0	0	0	0	0	0	0	15
New	3	100	0	0	0	0	0	0	0	0	0	0	0	0	0	0	0	0	0	0	0	0	0	0	3
Noise Complaint	12	41.4	17	58.6	0	0	0	0	0	0	0	0	0	0	0	0	0	0	0	0	0	0	0	0	29
OEM Response	1	100	0	0	0	0	0	0	0	0	0	0	0	0	0	0	0	0	0	0	0	0	0	0	1
Ordinance Violation	0	0	2	100	0	0	0	0	0	0	0	0	0	0	0	0	0	0	0	0	0	0	0	0	2
Other Investigation	20	58.8	14	41.2	0	0	0	0	0	0	0	0	0	0	0	0	0	0	0	0	0	0	0	0	34
Parking Complaint	32	71.1	13	28.9	0	0	0	0	0	0	0	0	0	0	0	0	0	0	0	0	0	0	0	0	45
Premises Check	74	59.2	49	39.2	2	1.6	0	0	0	0	0	0	0	0	0	0	0	0	0	0	0	0	0	0	125
Recovered Stolen	2	66.7	1	33.3	0	0	0	0	0	0	0	0	0	0	0	0	0	0	0	0	0	0	0	0	3
Repo Information	2	22.2	7	77.8	0	0	0	0	0	0	0	0	0	0	0	0	0	0	0	0	0	0	0	0	9
Roadway	21	60	14	40	0	0	0	0	0	0	0	0	0	0	0	0	0	0	0	0	0	0	0	0	35
Robbery	2	100	0	0	0	0	0	0	0	0	0	0	0	0	0	0	0	0	0	0	0	0	0	0	2
Sex Offender	0	0	1	100	0	0	0	0	0	0	0	0	0	0	0	0	0	0	0	0	0	0	0	0	1
Sexual Incident	11	50	11	50	0	0	0	0	0	0	0	0	0	0	0	0	0	0	0	0	0	0	0	0	22
Shots Fired	4	44.4	5	55.6	0	0	0	0	0	0	0	0	0	0	0	0	0	0	0	0	0	0	0	0	9
SI16	1084	45.2	1252	52.3	60	2.5	0	0	0	0	0	0	0	0	0	0	0	0	0	0	0	0	0	0	2396
Solicitor Complaint	1	100	0	0	0	0	0	0	0	0	0	0	0	0	0	0	0	0	0	0	0	0	0	0	1
Subject	16	76.2	5	23.8	0	0	0	0	0	0	0	0	0	0	0	0	0	0	0	0	0	0	0	0	21
Suicidal Subject	6	54.5	5	45.5	0	0	0	0	0	0	0	0	0	0	0	0	0	0	0	0	0	0	0	0	11
Supplemental	141	53.8	111	42.4	10	3.8	0	0	0	0	0	0	0	0	0	0	0	0	0	0	0	0	0	0	262

Suspicious Activity	6	60	4	40	0	0	0	0	0	0	0	0	0	0	0	0	0	0	0	0	0	0	0	0	10
Suspicious	52	39.7	76	58	3	2.3	0	0	0	0	0	0	0	0	0	0	0	0	0	0	0	0	0	0	131
SWAT	1	50	1	50	0	0	0	0	0	0	0	0	0	0	0	0	0	0	0	0	0	0	0	0	2
Test Ticket	0	0	1	100	0	0	0	0	0	0	0	0	0	0	0	0	0	0	0	0	0	0	0	0	1
Theft	9	47.4	10	52.6	0	0	0	0	0	0	0	0	0	0	0	0	0	0	0	0	0	0	0	0	19
Theft of Motor	3	60	2	40	0	0	0	0	0	0	0	0	0	0	0	0	0	0	0	0	0	0	0	0	5
TOT	0	0	3	100	0	0	0	0	0	0	0	0	0	0	0	0	0	0	0	0	0	0	0	0	3
Traffic Signal	3	60	2	40	0	0	0	0	0	0	0	0	0	0	0	0	0	0	0	0	0	0	0	0	5
Traffic Stop	892	38.9	1360	59.3	40	1.7	0	0	0	0	0	0	0	0	0	0	0	0	0	0	0	0	0	0	2292
Transport	84	53.8	68	43.6	4	2.6	0	0	0	0	0	0	0	0	0	0	0	0	0	0	0	0	0	0	156
Unknown	26	55.3	20	42.6	1	2.1	0	0	0	0	0	0	0	0	0	0	0	0	0	0	0	0	0	0	47
Vehicle Call	30	51.7	24	41.4	4	6.9	0	0	0	0	0	0	0	0	0	0	0	0	0	0	0	0	0	0	58
Violation Order of	10	76.9	3	23.1	0	0	0	0	0	0	0	0	0	0	0	0	0	0	0	0	0	0	0	0	13
Warrant	70	41.7	92	54.8	6	3.6	0	0	0	0	0	0	0	0	0	0	0	0	0	0	0	0	0	0	168
Weapons	1	100	0	0	0	0	0	0	0	0	0	0	0	0	0	0	0	0	0	0	0	0	0	0	1
Wires Down	1	25	3	75	0	0	0	0	0	0	0	0	0	0	0	0	0	0	0	0	0	0	0	0	4
Total:	4519	49.5	4401	48.2	210	2.3	0	0	0	0	0	0	0	0	0	0	0	0	0	0	0	0	0	0	9130



Case Status and Disposition Summary

Print Date/Time: 02/29/2024 08:09
 Login ID: 0011508
 Officer: All

From Date: 01/01/2024
 To Date: 02/29/2024
 Date Type: Assign Date

KANE COUNTY SHERIFF'S OFFICE
 ORI Number: IL0450000
 Assignment: All

Case Status	Total	%
Forensic Exam	0	0
PENDING LAB	0	0
PENDING OTHER AGENCY INVEST	0	0
INACTIVE	1	0.66
ACTIVITY COMPLETED	0	0
CLOSED	70	46.36
PENDING INVESTIGATION	80	52.98
Total Cases:	151	100

Case Disposition	Total	%
ADMINISTRATIVELY CLOSED	0	0
ADULT ARREST	2	2.86
ASSIST OTHER AGENCY	24	34.29
CITATION ISSUED	0	0
CIVIL CASE	3	4.29
DEATH OF OFFENDER	0	0
DOCUMENT ONLY	2	2.86
JUVENILE ARREST	4	5.71
LACK OF PROSECUTION SAO	1	1.43
LACK OF PROSECUTION-VICTIM	5	7.14
Missing Located	1	1.43
NO FURTHER LEADS	5	7.14
Pre-Arrest Diversion	0	0
Referred to CAC	4	5.71
REFERRED TO OTHER AGY	9	12.86
REFERRED TO SAO	1	1.43
REFUSED TO COOPERATE VICTIM	4	5.71
STATION ADJUSTMENT	0	0
UNFOUNDED	4	5.71
Warrant Issued	1	1.43
Total Cases:	70	100

% may not be accurate as they are rounded to two decimals.



Budget Performance Report

Date Range 12/01/23 - 03/04/24

Include Rollup Account and Rollup to Account

Account	Account Description	Adopted Budget	Budget Amendments	Amended Budget	Current Month Transactions	YTD Encumbrances	YTD Transactions	Budget - YTD Transactions	% Used/ Rec'd
Fund 001 - General Fund									
EXPENSE									
Department 380 - Sheriff									
Sub-Department 382 - Adult Corrections									
40000	Salaries and Wages	10,713,696.00	.00	10,713,696.00	.00	.00	2,404,759.39	8,308,936.61	22
40006	Union Wage Increase	151,211.00	.00	151,211.00	.00	.00	.00	151,211.00	0
40200	Overtime Salaries	569,137.00	.00	569,137.00	.00	.00	129,260.62	439,876.38	23
40320	Merit Employee Longevity	344,232.00	.00	344,232.00	.00	.00	53,936.26	290,295.74	16
40400	Reduction in Budget Request - Salaries	(1,000,000.00)	.00	(1,000,000.00)	.00	.00	.00	(1,000,000.00)	0
45400	Uniform Allowance	169,500.00	.00	169,500.00	.00	.00	.00	169,500.00	0
50210	Medical/Dental/Hospital Services	3,300,000.00	.00	3,300,000.00	.00	.00	357,601.95	2,942,398.05	11
52000	Disposal and Water Softener Svcs	21,290.00	.00	21,290.00	.00	.00	.00	21,290.00	0
52150	Repairs and Maint- Comm Equip	4,500.00	.00	4,500.00	.00	.00	1,773.00	2,727.00	39
52160	Repairs and Maint- Equipment	10,000.00	.00	10,000.00	.00	.00	160.00	9,840.00	2
53110	Employee Training	60,000.00	.00	60,000.00	.00	.00	19,132.52	40,867.48	32
60000	Office Supplies	1,350.00	.00	1,350.00	.00	.00	105.84	1,244.16	8
60010	Operating Supplies	105,000.00	.00	105,000.00	.00	.00	15,034.09	89,965.91	14
60210	Uniform Supplies	20,000.00	.00	20,000.00	.00	.00	3,085.67	16,914.33	15
60220	Weapons and Ammunition	15,000.00	.00	15,000.00	.00	.00	8,875.00	6,125.00	59
60230	Food	1,067,188.00	.00	1,067,188.00	.00	.00	180,086.14	887,101.86	17
60240	Clothing Supplies	25,000.00	.00	25,000.00	.00	.00	1,172.32	23,827.68	5
Sub-Department 382 - Adult Corrections Totals		\$15,577,104.00	\$0.00	\$15,577,104.00	\$0.00	\$0.00	\$3,174,982.80	\$12,402,121.20	20%
Department 380 - Sheriff Totals		\$15,577,104.00	\$0.00	\$15,577,104.00	\$0.00	\$0.00	\$3,174,982.80	\$12,402,121.20	20%
EXPENSE TOTALS		\$15,577,104.00	\$0.00	\$15,577,104.00	\$0.00	\$0.00	\$3,174,982.80	\$12,402,121.20	20%
Fund 001 - General Fund Totals									
REVENUE TOTALS		.00	.00	.00	.00	.00	.00	.00	+++
EXPENSE TOTALS		15,577,104.00	.00	15,577,104.00	.00	.00	3,174,982.80	12,402,121.20	20%
Fund 001 - General Fund Totals		(\$15,577,104.00)	\$0.00	(\$15,577,104.00)	\$0.00	\$0.00	(\$3,174,982.80)	(\$12,402,121.20)	
Grand Totals									
REVENUE TOTALS		.00	.00	.00	.00	.00	.00	.00	+++
EXPENSE TOTALS		15,577,104.00	.00	15,577,104.00	.00	.00	3,174,982.80	12,402,121.20	20%
Grand Totals		(\$15,577,104.00)	\$0.00	(\$15,577,104.00)	\$0.00	\$0.00	(\$3,174,982.80)	(\$12,402,121.20)	



Budget Performance Report

Date Range 12/01/23 - 03/04/24

Include Rollup Account and Rollup to Account

Account	Account Description	Adopted Budget	Budget Amendments	Amended Budget	Current Month Transactions	YTD Encumbrances	YTD Transactions	Budget - YTD Transactions	% Used/ Rec'd
Fund 001 - General Fund									
EXPENSE									
Department 380 - Sheriff									
Sub-Department 400 - Court Security									
40000	Salaries and Wages	2,540,630.00	.00	2,540,630.00	.00	.00	626,556.81	1,914,073.19	25
40006	Union Wage Increase	101,182.00	.00	101,182.00	.00	.00	.00	101,182.00	0
40200	Overtime Salaries	128,110.00	.00	128,110.00	.00	.00	21,922.44	106,187.56	17
40310	Bond Call	24,000.00	.00	24,000.00	.00	.00	.00	24,000.00	0
45400	Uniform Allowance	60,000.00	.00	60,000.00	.00	.00	.00	60,000.00	0
50150	Contractual/Consulting Services	16,100.00	.00	16,100.00	.00	.00	2,250.00	13,850.00	14
52150	Repairs and Maint- Comm Equip	15,000.00	.00	15,000.00	.00	.00	.00	15,000.00	0
52160	Repairs and Maint- Equipment	50,000.00	.00	50,000.00	.00	.00	1,839.75	48,160.25	4
53100	Conferences and Meetings	1,000.00	.00	1,000.00	.00	.00	.00	1,000.00	0
53110	Employee Training	25,000.00	.00	25,000.00	.00	.00	176.00	24,824.00	1
53120	Employee Mileage Expense	1,000.00	.00	1,000.00	.00	.00	.00	1,000.00	0
53150	Pre-Employ Drug Testing and Labs	5,000.00	.00	5,000.00	.00	.00	.00	5,000.00	0
53160	Pre-Employment Physicals	5,000.00	.00	5,000.00	.00	.00	3,458.00	1,542.00	69
60000	Office Supplies	4,200.00	.00	4,200.00	.00	.00	84.48	4,115.52	2
60010	Operating Supplies	15,590.00	.00	15,590.00	.00	.00	33.78	15,556.22	0
60080	Employee Recognition Supplies	1,500.00	.00	1,500.00	.00	.00	.00	1,500.00	0
60210	Uniform Supplies	30,000.00	.00	30,000.00	.00	.00	4,038.24	25,961.76	13
60220	Weapons and Ammunition	20,000.00	.00	20,000.00	.00	.00	1,299.96	18,700.04	6
60250	Medical Supplies and Drugs	1,200.00	.00	1,200.00	.00	.00	.00	1,200.00	0
64000	Telephone	5,500.00	.00	5,500.00	.00	.00	.00	5,500.00	0
Sub-Department 400 - Court Security Totals		\$3,050,012.00	\$0.00	\$3,050,012.00	\$0.00	\$0.00	\$661,659.46	\$2,388,352.54	22%
Department 380 - Sheriff Totals		\$3,050,012.00	\$0.00	\$3,050,012.00	\$0.00	\$0.00	\$661,659.46	\$2,388,352.54	22%
EXPENSE TOTALS		\$3,050,012.00	\$0.00	\$3,050,012.00	\$0.00	\$0.00	\$661,659.46	\$2,388,352.54	22%
Fund 001 - General Fund Totals									
REVENUE TOTALS		.00	.00	.00	.00	.00	.00	.00	+++
EXPENSE TOTALS		3,050,012.00	.00	3,050,012.00	.00	.00	661,659.46	2,388,352.54	22%
Fund 001 - General Fund Totals		(\$3,050,012.00)	\$0.00	(\$3,050,012.00)	\$0.00	\$0.00	(\$661,659.46)	(\$2,388,352.54)	
Grand Totals									
REVENUE TOTALS		.00	.00	.00	.00	.00	.00	.00	+++
EXPENSE TOTALS		3,050,012.00	.00	3,050,012.00	.00	.00	661,659.46	2,388,352.54	22%
Grand Totals		(\$3,050,012.00)	\$0.00	(\$3,050,012.00)	\$0.00	\$0.00	(\$661,659.46)	(\$2,388,352.54)	



Budget Performance Report

Date Range 12/01/23 - 03/04/24

Include Rollup Account and Rollup to Account

Account	Account Description	Adopted Budget	Budget Amendments	Amended Budget	Current Month Transactions	YTD Encumbrances	YTD Transactions	Budget - YTD Transactions	% Used/ Rec'd
Fund 001 - General Fund									
EXPENSE									
Department 380 - Sheriff									
Sub-Department 380 - Sheriff									
40000	Salaries and Wages	11,115,510.00	.00	11,115,510.00	.00	.00	2,683,998.29	8,431,511.71	24
40002	Non-Union Wage Increase	1.00	.00	1.00	.00	.00	.00	1.00	0
40006	Union Wage Increase	326,951.00	.00	326,951.00	.00	.00	.00	326,951.00	0
40200	Overtime Salaries	591,973.00	.00	591,973.00	.00	.00	170,682.68	421,290.32	29
40320	Merit Employee Longevity	152,628.00	.00	152,628.00	.00	.00	22,209.51	130,418.49	15
45400	Uniform Allowance	149,600.00	.00	149,600.00	.00	.00	.00	149,600.00	0
50150	Contractual/Consulting Services	97,820.00	.00	97,820.00	.00	.00	79,631.22	18,188.78	81
50210	Medical/Dental/Hospital Services	15,000.00	.00	15,000.00	.00	.00	1,683.00	13,317.00	11
50300	Extradition Costs	30,000.00	.00	30,000.00	.00	.00	3,408.39	26,591.61	11
52140	Repairs and Maint- Copiers	11,000.00	.00	11,000.00	.00	.00	1,248.27	9,751.73	11
52150	Repairs and Maint- Comm Equip	4,200.00	.00	4,200.00	.00	.00	.00	4,200.00	0
52160	Repairs and Maint- Equipment	2,000.00	.00	2,000.00	.00	.00	1,196.00	804.00	60
52230	Repairs and Maint- Vehicles	165,000.00	.00	165,000.00	.00	.00	49,474.64	115,525.36	30
53110	Employee Training	75,000.00	.00	75,000.00	.00	.00	60,684.95	14,315.05	81
60000	Office Supplies	10,000.00	.00	10,000.00	.00	.00	843.03	9,156.97	8
60010	Operating Supplies	55,000.00	.00	55,000.00	.00	3,937.74	69,272.55	(18,210.29)	133
60180	S.W.A.T. Supplies	50,000.00	.00	50,000.00	.00	52,110.00	3,270.00	(5,380.00)	111
60190	Bomb Squad Supplies	50,000.00	.00	50,000.00	.00	.00	12,608.62	37,391.38	25
60210	Uniform Supplies	20,000.00	.00	20,000.00	.00	.00	2,774.79	17,225.21	14
60220	Weapons and Ammunition	35,000.00	.00	35,000.00	.00	.00	2,298.09	32,701.91	7
63040	Fuel- Vehicles	400,000.00	.00	400,000.00	.00	.00	76,048.47	323,951.53	19
70070	Automotive Equipment	.00	.00	.00	.00	46,790.00	.00	(46,790.00)	+++
Sub-Department 380 - Sheriff Totals		\$13,356,683.00	\$0.00	\$13,356,683.00	\$0.00	\$102,837.74	\$3,241,332.50	\$10,012,512.76	25%
Department 380 - Sheriff Totals		\$13,356,683.00	\$0.00	\$13,356,683.00	\$0.00	\$102,837.74	\$3,241,332.50	\$10,012,512.76	25%
EXPENSE TOTALS		\$13,356,683.00	\$0.00	\$13,356,683.00	\$0.00	\$102,837.74	\$3,241,332.50	\$10,012,512.76	25%
Fund 001 - General Fund Totals									
REVENUE TOTALS		.00	.00	.00	.00	.00	.00	.00	+++
EXPENSE TOTALS		13,356,683.00	.00	13,356,683.00	.00	102,837.74	3,241,332.50	10,012,512.76	25%
Fund 001 - General Fund Totals		(\$13,356,683.00)	\$0.00	(\$13,356,683.00)	\$0.00	(\$102,837.74)	(\$3,241,332.50)	(\$10,012,512.76)	
Grand Totals									
REVENUE TOTALS		.00	.00	.00	.00	.00	.00	.00	+++
EXPENSE TOTALS		13,356,683.00	.00	13,356,683.00	.00	102,837.74	3,241,332.50	10,012,512.76	25%
Grand Totals		(\$13,356,683.00)	\$0.00	(\$13,356,683.00)	\$0.00	(\$102,837.74)	(\$3,241,332.50)	(\$10,012,512.76)	



Budget Performance Report

Date Range 12/01/23 - 03/04/24

Include Rollup Account and Rollup to Account

Account	Account Description	Adopted Budget	Budget Amendments	Amended Budget	Current Month Transactions	YTD Encumbrances	YTD Transactions	Budget - YTD Transactions	% Used/ Rec'd
Fund 001 - General Fund									
REVENUE									
Department 380 - Sheriff									
Sub-Department 000 - Revenues									
32220	State Alien Assistance Grant	100,000.00	.00	100,000.00	.00	.00	.00	100,000.00	0
32650	Justice Assistance Grant	20,000.00	.00	20,000.00	.00	.00	.00	20,000.00	0
32719	CLEPD Grant	.00	.00	.00	.00	.00	34,170.69	(34,170.69)	+++
32880	NACCHO PHAB Grant	.00	.00	.00	.00	.00	2,500.00	(2,500.00)	+++
33900	Miscellaneous Grants	22,000.00	.00	22,000.00	.00	.00	1,995.48	20,004.52	9
34350	Detail Fees	185,000.00	.00	185,000.00	.00	.00	74,196.00	110,804.00	40
34360	Net Civil Processing Fees	325,000.00	.00	325,000.00	.00	.00	23,368.00	301,632.00	7
34370	Chancery Foreclosure Fees	110,000.00	.00	110,000.00	.00	.00	21,000.00	89,000.00	19
34380	Body Writ Fees	18,000.00	.00	18,000.00	.00	.00	937.50	17,062.50	5
34390	Accident Copy Fees	4,000.00	.00	4,000.00	.00	.00	1,228.50	2,771.50	31
34400	Weekend Prisoner Fees	6,000.00	.00	6,000.00	.00	.00	600.00	5,400.00	10
34430	Inmate Telephone Fees- AJF	250,000.00	.00	250,000.00	.00	.00	18,578.00	231,422.00	7
34440	Fingerprinting Fees	2,500.00	.00	2,500.00	.00	.00	240.00	2,260.00	10
34450	Bond Fees	1,000.00	.00	1,000.00	.00	.00	4,600.00	(3,600.00)	460
34470	Court Security Fees	600,000.00	.00	600,000.00	.00	.00	97,779.78	502,220.22	16
34490	Electronic Monitoring Fees	60,000.00	.00	60,000.00	.00	.00	18,497.45	41,502.55	31
35900	Miscellaneous Fees	5,000.00	.00	5,000.00	.00	.00	375.00	4,625.00	8
36060	Traffic Violation Fines	100,000.00	.00	100,000.00	.00	.00	10,253.03	89,746.97	10
36080	Eviction Fines	5,000.00	.00	5,000.00	.00	.00	25,946.50	(20,946.50)	519
37060	Prisoner Transfer Reimbursement	3,000.00	.00	3,000.00	.00	.00	668.85	2,331.15	22
37085	Sheriff Salary Reimbursement	106,656.00	.00	106,656.00	.00	.00	17,776.00	88,880.00	17
37240	Sheriff Training Reimbursement	15,000.00	.00	15,000.00	.00	.00	720.00	14,280.00	5
37500	Board and Care Reimbursements	500,000.00	.00	500,000.00	.00	.00	.00	500,000.00	0
37625	Overtime Reimbursement	30,000.00	.00	30,000.00	.00	.00	.00	30,000.00	0
37900	Miscellaneous Reimbursement	80,000.00	.00	80,000.00	.00	.00	755.00	79,245.00	1
38530	Auction Sales	20,000.00	.00	20,000.00	.00	.00	12,041.00	7,959.00	60
Sub-Department 000 - Revenues Totals		\$2,568,156.00	\$0.00	\$2,568,156.00	\$0.00	\$0.00	\$368,226.78	\$2,199,929.22	14%
Department 380 - Sheriff Totals		\$2,568,156.00	\$0.00	\$2,568,156.00	\$0.00	\$0.00	\$368,226.78	\$2,199,929.22	14%
REVENUE TOTALS		\$2,568,156.00	\$0.00	\$2,568,156.00	\$0.00	\$0.00	\$368,226.78	\$2,199,929.22	14%
Fund 001 - General Fund Totals									
REVENUE TOTALS		2,568,156.00	.00	2,568,156.00	.00	.00	368,226.78	2,199,929.22	14%
EXPENSE TOTALS		.00	.00	.00	.00	.00	.00	.00	+++
Fund 001 - General Fund Totals		\$2,568,156.00	\$0.00	\$2,568,156.00	\$0.00	\$0.00	\$368,226.78	\$2,199,929.22	
Grand Totals									
REVENUE TOTALS		2,568,156.00	.00	2,568,156.00	.00	.00	368,226.78	2,199,929.22	14%



Budget Performance Report

Date Range 12/01/23 - 03/04/24

Include Rollup Account and Rollup to Account

EXPENSE TOTALS	.00	.00	.00	.00	.00	.00	.00	+++
Grand Totals	\$2,568,156.00	\$0.00	\$2,568,156.00	\$0.00	\$0.00	\$368,226.78	\$2,199,929.22	

Transaction - Last month

2/1/2024 through 2/29/2024

3/1/2024

Page 1

Date	Account	Num	Description	Memo	Category	Tag	Tax Item	Clr	Amount
BALANCE 1/31/2024									112,400.39
2/1/2024	Canteen C...	EFT	Comcast	Acct 2132...Utilities:Ca...					-120.08
2/1/2024	Canteen C...	EFT	Comcast	Acct 2341...Utilities:Ca...					-124.79
2/1/2024	Canteen C...	EFT	Amazon.com	Religious ... Misc					-52.90
2/1/2024	Canteen C...	DEP	Detainee F...	EHM Fees Misc					50.00
2/5/2024	Canteen C...	EFT	UpS	Inv# 559F... Service Ch...					-458.42
2/5/2024	Canteen C...	8962	Language L...	Inv# 1120... Translator					-176.84
2/5/2024	Canteen C...	8963	Ecker Cent...	Inv# 24-02...Service Ch...					-2,083.33
2/5/2024	Canteen C...	DEP	Detainee F...	Jan 2024 ... Misc					603.36
2/5/2024	Canteen C...	DEP	Aramark	Comm 1-1...Commisar...					4,590.62
2/5/2024	Canteen C...	EFT	Sysco	Supplies f... Detainee Pr...					-1,157.82
2/7/2024	Canteen C...	8964	Porfirio Ro...	Chef's Cla... Detainee Pr...					-150.00
2/7/2024	Canteen C...	EFT	Sysco	Supplies f... Detainee Pr...					-727.70
2/7/2024	Canteen C...	EFT	Charlie Fox's	Pizza for ... Misc					-130.00
2/7/2024	Canteen C...	EFT	Virginia De...	Birth certifi...Misc					-12.00
2/8/2024	Canteen C...	8965	Association...	inv# 59318 Service Ch...					-2,083.33
2/8/2024	Canteen C...	8966	LCFS Best ...	Inv# 817 Detainee Pr...					-15,000.00
2/8/2024	Canteen C...	EFT	Warehouse...	INV# 5661...Office Supp...					-307.38
2/8/2024	Canteen C...	EFT	Warehouse...	INV# 5652...Office Supp...					-213.66
2/8/2024	Canteen C...	EFT	Warehouse...	INV# 5652...Office Supp...					-307.38
2/8/2024	Canteen C...	8967	Success Int...	Inv# 2024-...Detainee Pr...					-18,100.00
2/8/2024	Canteen C...	8968	Success Int...	Inv# 2024-...Detainee Pr...					-8,750.00
2/8/2024	Canteen C...	8969	Success Int...	Inv# 2024-...Detainee Pr...					-3,590.00
2/10/2024	Canteen C...	DEP	Warehouse...	Refund Office Supp...					158.82
2/10/2024	Canteen C...	DEP	Warehouse...	Refund Office Supp...					158.82
2/10/2024	Canteen C...	DEP	Southern C...	Refund Printer					89.25
2/12/2024	Canteen C...	EFT	Amazon.com	boxes for ... Misc					-390.90
2/12/2024	Canteen C...	EFT	UpS	Inv# 559F... Service Ch...					-296.34
2/13/2024	Canteen C...	DEP	Detainee F...	EHM Fees Misc					200.00
2/13/2024	Canteen C...	8970	Luis Aguirre	Reimb for ... Misc					-49.98
2/13/2024	Canteen C...	8971	Aramark	Inv# 1454 Trustee Bags					-1,067.49
2/13/2024	Canteen C...	8972	Aramark	Inv# 1457 Trustee Bags					-1,290.78
2/13/2024	Canteen C...	DEP	Aramark	Comm 1-2...Commisar...					5,071.38
2/14/2024	Canteen C...	8973	Porfirio Ro...	Chef's Cla... Detainee Pr...					-150.00
2/15/2024	Canteen C...	EFT	Sysco	Supplies f... Detainee Pr...					-478.92
2/15/2024	Canteen C...	8974	Aramark	Inv# 1460 Trustee Bags					-1,566.32
2/20/2024	Canteen C...	DEP	Aramark	Comm 1-3...Commisar...					4,762.92
2/20/2024	Canteen C...	EFT	Warehouse...	INV# 5670...Office Supp...					-252.54
2/20/2024	Canteen C...	EFT	UpS	Inv# 559F... Service Ch...					-33.55
2/21/2024	Canteen C...	8975	Porfirio Ro...	Chef's Cla... Detainee Pr...					-150.00
2/21/2024	Canteen C...	EFT	Sysco	Supplies f... Detainee Pr...					-548.63
2/21/2024	Canteen C...	8976	Kane Count...	P-cards J... Misc					-4,360.21
2/21/2024	Canteen C...	DEP	Detainee F...	EHM Fees Misc					150.00
2/22/2024	Canteen C...	8977	Wilbur Dum...	Barber pro...Detainee Pr...					-900.00
2/22/2024	Canteen C...	8978	Aramark	Inv# 1463 Trustee Bags					-1,157.73
2/26/2024	Canteen C...	EFT	UpS	Inv# 559F... Service Ch...					-173.56
2/26/2024	Canteen C...	8979	Detainee F...	Detainee ... Misc					-10.00
2/26/2024	Canteen C...	DEP	Aramark	Comm 2-7...Commisar...					5,014.23
2/26/2024	Canteen C...	EFT	Tractor Sup...	Food for d... Misc					-26.98
2/27/2024	Canteen C...	DEP	Ic Solutions	Comm De... Commission					6,581.36
2/27/2024	Canteen C...	EFT	Amazon.com	Mini Fridg... Misc					-129.99

Transaction - Last month

2/1/2024 through 2/29/2024

3/1/2024

Page 2

Date	Account	Num	Description	Memo	Category	Tag	Tax Item	Clr	Amount
2/28/2024	Canteen C...	8980	Porfirio Ro...	Chef's Cla...	Detainee Pr...				-150.00
2/28/2024	Canteen C...	EFT	Sysco	Supplies f...	Detainee Pr...				-729.28
2/29/2024	Canteen C...	DEP	Bank Interest	Bank inter...	Misc. Income				3.90
2/1/2024 - 2/29/2024									-40,024.17
BALANCE 2/29/2024									72,376.22
TOTAL INFLOWS									27,434.66
TOTAL OUTFLOWS									-67,458.83
NET TOTAL									-40,024.17

Kane County Sheriff's Office



37W755 IL Rt 38 • St Charles, IL 60175
Tel: (630) 232-6840 • Fax: (630) 513-6984
www.KaneSheriff.com

Ron Hain, Sheriff

Amy Johnson, Undersheriff

Sheriff's Office Fees

February 2024

CATEGORY	AMOUNT
ACCIDENT/COPY	\$450.00
BODY WRIT	\$665.50
BOND FEES	\$3,100.00
CHANCERY FORECLOSURE FEES	\$13,000.00
EVICITION FEES	\$11,658.00
ELECTRONIC HOME MONITORING	\$6,101.42
FINGERPRINTING FEES	\$80.00
MISCELLANEOUS FEES	\$0.00
MISCELLANEOUS REIMBURSEMENT	\$150.00
NET CIVIL PROCESSING FEES	\$22,669.00
TOTAL AMOUNT OF FEES	<u>\$57,873.92</u>

Report prepared by: Alicia Dominguez, CFO

Offline Bank Accounts Kane County Sheriff's Office

FUNDRAISING ACCOUNT

Current assets:		3/4/2024
Bomb	\$	1,460.64
C.O.P.	\$	475.35
F.A.T.S./ Range	\$	4,142.40
Honor Guard	\$	291.41
K-9	\$	1,908.11
SWAT	\$	8,167.18
Explorer Program	\$	2,243.23
Total current assets	\$	18,688.32

AGENCY ACCOUNT

Current assets:		3/4/2024
Article 36	\$	745.52
DUI	\$	14,915.70
E-Citation	\$	2,777.43
Escrow (Custodial Account)	\$	1,618,170.90
FTA	\$	304.27
Vehicle Maintenance	\$	451.35
Total current assets	\$	19,194.27

SHF DRUG ACCOUNTS

Current assets:		3/4/2024
Drug Local	\$	-
Money Laundering	\$	64.09
Pending Asset Forfeitures	\$	39,471.00
Total current assets	\$	39,535.09

SHF ACCOUNT BALANCES

Current assets:		3/4/2024
New Vehicle Fund	\$	-
Cannabis Fund	\$	4,587.33
Treasury	\$	102,991.73
DOJ	\$	1,598.87

COUNTY OF KANE

L. Robert Russell
KANE COUNTY CORONER
 37W699 Illinois Route 38
 St. Charles, IL 60175



Phone 630-232-3535
 Fax 630-232-3431
 Website: www.co.kane.il

February Comparisons

	2023	2024
TOTAL REPORTED CASES	262	295
RTM	224	262
Sign Outs	21	19
Inquest/SOU	17	14
Homicide	0	0
Motor Vehicle	1	0
Suicide	2	1
Other/Overdose	14	13
TOTAL NUMBER OF VETERAN DEATHS	N/A	49
TOTAL NUMBER OF COVID-19 DEATHS	7	5
TOTAL NUMBER OF AUTOPSIES CONDUCTED (SO, SOU, INQ)	26	17
TOTAL NUMBER OF TOXICOLOGIES CONDUCTED (SO, SOU, INQ)	30	20

Return To Medical: Reported natural deaths in which the death certificate is signed by the physician and requires minimal investigation by the Coroner's Office.

Sign Out: Reported natural deaths in which there is no attending physician available to sign the death certificate but there is documented medical history. These cases require moderate investigation by the Coroner's Office and may require that toxicology and/or an autopsy be conducted.

SOU: Reported deaths of a suspicious or unusual nature that require intensive and in-depth investigation by the Coroner's Office to determine the cause of death and the manner of death is determined by the Coroner. These cases usually require toxicology and/or and autopsy to be conducted.

Inquest: Reported deaths of a suspicious or unusual nature that require an intensive and in-depth investigation. The Coroner's Office is responsible for determining the cause of death and the manner of death is determined by a jury. These cases usually require toxicology and/or an autopsy to be conducted.

STATE OF ILLINOIS)
)
) SS.
)
 COUNTY OF KANE)

RESOLUTION NO. TMP-24-2054

**AUTHORIZING FY24 JUDICIARY AND COURTS BUDGET ADJUSTMENT
 (DISCUSSION ONLY)**

WHEREAS, the Human Resources Department conducted an Equity Study to ensure consistent application of salaries; and

WHEREAS, under the Equity Study it was determined that Judiciary and Courts was underfunded in the amount of \$55,623.79; and

WHEREAS, based on the positions recommended for increases by the Equity Study, Judiciary maintains it would be difficult with current staff functions to award certain increases and not others; and

WHEREAS, Judiciary and Courts continue to maintain minimal staffing levels to accomplish essential functions; and

WHEREAS, in an effort to retain and hire new staff, the salaries and wages must be increased to reflect equity amongst certain positions, like Staff Attorneys and Court Administration; and

WHEREAS, the State’s Attorney, Public Defender, and Court Services have received increases in their salaries and wages for FY24 outside of the Equity Study to distribute at their discretion; and

WHEREAS, it is within the discretion of the Judiciary and Courts, as the third branch of government, to distribute the awarded funds as deemed appropriate;

NOW, THEREFORE, BE IT RESOLVED that the Kane County Board that the Chairman thereof and hereby is authorized to grant the FY24 budget increase as requested by Judiciary and Courts in the amount of \$55,623.79 to be distributed at the Chief Judge’s discretion.

001.240.240.40000	Salaries & Wages	\$55,623.79
001.000.000.39900	Fund Balance Utilization	\$55,623.79

Line Item: See Above

Line Item Description: Salaries & Wages

Was Personnel/Item/Service approved in original budget or a subsequent budget revision? No

Are funds currently available for this Personnel/Item/Service in the specific line item? No

If funds are not currently available in the specified line item, where are the funds available?

See Above

Passed by the Kane County Board on April 9, 2024.

John A. Cunningham, MBA, JD, JD
Clerk, County Board
Kane County, Illinois

Corinne M. Pierog MA, MBA
Chairman, County Board
Kane County, Illinois

Vote:



RESOLUTION / ORDINANCE EXECUTIVE SUMMARY ADDENDUM

Title

Authorizing FY24 Judiciary and Courts Budget Adjustment

Committee Flow:

Judicial Public Safety Committee, Finance and Budget Committee, Executive Committee, County Board

Contact:

Jason W. Mathis, 630-208-5145

Budget Information:

Was this item budgeted? No	Appropriation Amount: \$55, 623.79
If not budgeted, explain funding source: TBD	

Summary:

To authorize a FY24 Budget Adjustment in the amount of \$55,623.79.

STATE OF ILLINOIS)

SS.

COUNTY OF KANE)

RESOLUTION NO. TMP-24-2040

ACKNOWLEDGING ANNUAL REVIEW OF NUMBER OF PROCUREMENT CARDS ISSUED TO THE KANE COUNTY LAW LIBRARY & SELF-HELP LEGAL CENTER AND EACH OF THEIR TRANSACTION LIMITS

WHEREAS, the Kane County Board approved resolution #22-21 on January 11, 2022 amending the Kane County Financial Policies regarding the use and administration of Kane County procurement cards; and

WHEREAS, the amended Financial Policies regarding procurement cards now require each department head to obtain the advice and consent of their standing committee regarding the number of procurement cards issued to their department and the single and monthly transaction limits set for each card; and

WHEREAS, the amended Financial Policies regarding procurement cards now require the number of procurement cards issued and the transaction limits established for each cardholder to be reviewed annually by the standing committee to which the cardholder’s department head reports as well as by the Finance Committee.

NOW, THEREFORE, BE IT RESOLVED that this standing committee and the Finance Committee hereby acknowledge that Law Library Director, Hallē Eichert, is the sole authorized holder of a procurement card with a \$5,000 monthly limit and a \$2,000 single transaction limit.

Passed by the Judicial Public Safety Committee on March 14, 2024 and Finance Committee on March 27, 2024.

Myrna Molina, Chairman
Judicial/Public Safety Committee
Kane County, Illinois

Dale Berman, Chairman
Finance Committee
Kane County, Illinois

Vote:



RESOLUTION / ORDINANCE EXECUTIVE SUMMARY ADDENDUM

Title

Authorizing the Number of Procurement Cards Issued to the Kane County Law Library & Self Help Legal Center and Each of their Transaction Limits

Committee Flow:

Judicial/Public Safety Committee, Finance Committee

Contact:

Halle Eichert, 630.406.7126

Budget Information:

Was this item budgeted? N/A	Appropriation Amount: \$N/A
If not budgeted, explain funding source: N/A	

Summary:

Annual review of number of pcards and transaction limits established for each County department office.



SAO Through February for JPS Committee

Fiscal Year to Date 02/29/24
Include Rollup Account and Rollup to Account

Account	Account Description	Adopted Budget	Budget Amendments	Amended Budget	Current Month Transactions	YTD Encumbrances	YTD Transactions	Budget - YTD Transactions	% Used/ Rec'd
Fund 001 - General Fund									
REVENUE									
<i>Grants</i>									
32095	JJC Council Grant	59,072.00	.00	59,072.00	3,319.53	.00	14,500.27	44,571.73	25
32155	SAMHSA CDSP Grant	.00	.00	.00	.00	.00	7,837.03	(7,837.03)	+++
32275	COSSAP Grant	412,170.00	.00	412,170.00	.00	.00	24,548.42	387,621.58	6
	<i>Grants Totals</i>	<u>\$471,242.00</u>	<u>\$0.00</u>	<u>\$471,242.00</u>	<u>\$3,319.53</u>	<u>\$0.00</u>	<u>\$46,885.72</u>	<u>\$424,356.28</u>	<u>10%</u>
<i>Charges for Services</i>									
34250	State's Atty Prosecution Fees	400,000.00	.00	400,000.00	.00	.00	73,369.74	326,630.26	18
35010	Default Fees	.00	.00	.00	.00	.00	5,322.80	(5,322.80)	+++
35230	DV Diversion Program Fee	80,000.00	.00	80,000.00	.00	.00	11,229.26	68,770.74	14
35270	Drug Testing Administrative Fee	7,500.00	.00	7,500.00	.00	.00	1,526.16	5,973.84	20
35280	Drug Diversion Program Fee	45,000.00	.00	45,000.00	.00	.00	3,629.35	41,370.65	8
35345	Deferred Prosecution	90,000.00	.00	90,000.00	.00	.00	24,394.39	65,605.61	27
35900	Miscellaneous Fees	500.00	.00	500.00	.00	.00	.00	500.00	0
	<i>Charges for Services Totals</i>	<u>\$623,000.00</u>	<u>\$0.00</u>	<u>\$623,000.00</u>	<u>\$0.00</u>	<u>\$0.00</u>	<u>\$119,471.70</u>	<u>\$503,528.30</u>	<u>19%</u>
<i>Fines</i>									
36000	State's Attorney Fines	275,000.00	.00	275,000.00	.00	.00	46,708.41	228,291.59	17
36010	Bond Forfeiture Fines	125,000.00	.00	125,000.00	.00	.00	8,875.50	116,124.50	7
	<i>Fines Totals</i>	<u>\$400,000.00</u>	<u>\$0.00</u>	<u>\$400,000.00</u>	<u>\$0.00</u>	<u>\$0.00</u>	<u>\$55,583.91</u>	<u>\$344,416.09</u>	<u>14%</u>
<i>Reimbursements</i>									
37030	States Atty Salary Reimbursement	197,438.00	.00	197,438.00	17,467.12	.00	34,934.24	162,503.76	18
	<i>Reimbursements Totals</i>	<u>\$197,438.00</u>	<u>\$0.00</u>	<u>\$197,438.00</u>	<u>\$17,467.12</u>	<u>\$0.00</u>	<u>\$34,934.24</u>	<u>\$162,503.76</u>	<u>18%</u>
	REVENUE TOTALS	<u>\$1,691,680.00</u>	<u>\$0.00</u>	<u>\$1,691,680.00</u>	<u>\$20,786.65</u>	<u>\$0.00</u>	<u>\$256,875.57</u>	<u>\$1,434,804.43</u>	<u>15%</u>
EXPENSE									
<i>Personnel Services- Salaries & Wages</i>									
40000	Salaries and Wages	8,522,767.00	.00	8,522,767.00	665,839.50	.00	1,867,956.78	6,654,810.22	22
40004	Merit Increase	1,088,927.00	.00	1,088,927.00	.00	.00	.00	1,088,927.00	0
40310	Bond Call	148,000.00	.00	148,000.00	8,373.75	.00	24,743.75	123,256.25	17
	<i>Personnel Services- Salaries & Wages Totals</i>	<u>\$9,759,694.00</u>	<u>\$0.00</u>	<u>\$9,759,694.00</u>	<u>\$674,213.25</u>	<u>\$0.00</u>	<u>\$1,892,700.53</u>	<u>\$7,866,993.47</u>	<u>19%</u>
<i>Contractual Services</i>									
50150	Contractual/Consulting Services	189,151.00	.00	189,151.00	.00	.00	49,694.29	139,456.71	26
50240	Trials and Costs of Hearing	40,000.00	.00	40,000.00	3,955.26	.00	13,823.46	26,176.54	35
50250	Legal Trial Notices	5,000.00	.00	5,000.00	.00	.00	.00	5,000.00	0
50260	Witness Costs	12,500.00	.00	12,500.00	.00	.00	.00	12,500.00	0
50270	Court Reporter Costs	70,000.00	.00	70,000.00	3,744.00	.00	9,528.00	60,472.00	14
52140	Repairs and Maint- Copiers	20,000.00	.00	20,000.00	98.04	.00	1,716.82	18,283.18	9
52160	Repairs and Maint- Equipment	1,000.00	.00	1,000.00	.00	.00	.00	1,000.00	0
52230	Repairs and Maint- Vehicles	12,000.00	.00	12,000.00	405.08	.00	405.08	11,594.92	3
53060	General Printing	2,000.00	.00	2,000.00	.00	.00	.00	2,000.00	0
53100	Conferences and Meetings	18,000.00	.00	18,000.00	4,265.80	.00	5,662.98	12,337.02	31



SAO Through February for JPS Committee

Fiscal Year to Date 02/29/24
Include Rollup Account and Rollup to Account

Account	Account Description	Adopted Budget	Budget Amendments	Amended Budget	Current Month Transactions	YTD Encumbrances	YTD Transactions	Budget - YTD Transactions	% Used/ Rec'd
Fund 001 - General Fund									
EXPENSE									
<i>Contractual Services</i>									
53110	Employee Training	106,500.00	.00	106,500.00	629.30	.00	7,708.20	98,791.80	7
53120	Employee Mileage Expense	12,000.00	.00	12,000.00	223.39	.00	223.39	11,776.61	2
53130	General Association Dues	32,870.00	.00	32,870.00	.00	.00	18,765.00	14,105.00	57
<i>Contractual Services Totals</i>		<u>\$521,021.00</u>	<u>\$0.00</u>	<u>\$521,021.00</u>	<u>\$13,320.87</u>	<u>\$0.00</u>	<u>\$107,527.22</u>	<u>\$413,493.78</u>	<u>21%</u>
<i>Commodities</i>									
60000	Office Supplies	55,000.00	.00	55,000.00	2,676.47	1,903.95	10,926.44	42,169.61	23
60010	Operating Supplies	36,539.00	.00	36,539.00	2,137.59	.00	5,641.02	30,897.98	15
60050	Books and Subscriptions	105,360.00	.00	105,360.00	5,767.60	.00	12,253.69	93,106.31	12
60055	Office Equipment - Non Capital	25,000.00	.00	25,000.00	.00	.00	.00	25,000.00	0
60060	Computer Software- Non Capital	33,625.00	.00	33,625.00	.00	.00	.00	33,625.00	0
60070	Computer Hardware- Non Capital	71,450.00	.00	71,450.00	313.33	(2,160.82)	8,765.25	64,845.57	9
60570	Office Furniture - Non-Capital	22,750.00	.00	22,750.00	.00	.00	.00	22,750.00	0
63040	Fuel- Vehicles	18,000.00	.00	18,000.00	822.57	.00	1,437.94	16,562.06	8
<i>Commodities Totals</i>		<u>\$367,724.00</u>	<u>\$0.00</u>	<u>\$367,724.00</u>	<u>\$11,717.56</u>	<u>(\$256.87)</u>	<u>\$39,024.34</u>	<u>\$328,956.53</u>	<u>11%</u>
<i>Capital</i>									
70070	Automotive Equipment	.00	.00	.00	.00	37,556.03	.00	(37,556.03)	+++
<i>Capital Totals</i>		<u>\$0.00</u>	<u>\$0.00</u>	<u>\$0.00</u>	<u>\$0.00</u>	<u>\$37,556.03</u>	<u>\$0.00</u>	<u>(\$37,556.03)</u>	<u>+++</u>
EXPENSE TOTALS		<u>\$10,648,439.00</u>	<u>\$0.00</u>	<u>\$10,648,439.00</u>	<u>\$699,251.68</u>	<u>\$37,299.16</u>	<u>\$2,039,252.09</u>	<u>\$8,571,887.75</u>	<u>20%</u>
Fund 001 - General Fund Totals									
REVENUE TOTALS		1,691,680.00	.00	1,691,680.00	20,786.65	.00	256,875.57	1,434,804.43	15%
EXPENSE TOTALS		10,648,439.00	.00	10,648,439.00	699,251.68	37,299.16	2,039,252.09	8,571,887.75	20%
Fund 001 - General Fund Totals		<u>(\$8,956,759.00)</u>	<u>\$0.00</u>	<u>(\$8,956,759.00)</u>	<u>(\$678,465.03)</u>	<u>(\$37,299.16)</u>	<u>(\$1,782,376.52)</u>	<u>(\$7,137,083.32)</u>	
Fund 010 - Insurance Liability									
EXPENSE									
<i>Personnel Services- Salaries & Wages</i>									
40000	Salaries and Wages	1,403,357.00	.00	1,403,357.00	121,095.60	.00	337,264.74	1,066,092.26	24
40003	Cost of Living Increase	42,101.00	.00	42,101.00	.00	.00	.00	42,101.00	0
40004	Merit Increase	127,348.00	.00	127,348.00	.00	.00	.00	127,348.00	0
<i>Personnel Services- Salaries & Wages Totals</i>		<u>\$1,572,806.00</u>	<u>\$0.00</u>	<u>\$1,572,806.00</u>	<u>\$121,095.60</u>	<u>\$0.00</u>	<u>\$337,264.74</u>	<u>\$1,235,541.26</u>	<u>21%</u>
<i>Personnel Services- Employee Benefits</i>									
45000	Healthcare Contribution	186,624.00	.00	186,624.00	23,961.38	.00	71,034.82	115,589.18	38
45010	Dental Contribution	5,499.00	.00	5,499.00	518.02	.00	1,535.77	3,963.23	28
45100	FICA/SS Contribution	110,578.00	.00	110,578.00	8,836.47	.00	24,465.96	86,112.04	22
45200	IMRF Contribution	66,202.00	.00	66,202.00	5,290.32	.00	14,845.30	51,356.70	22
<i>Personnel Services- Employee Benefits Totals</i>		<u>\$368,903.00</u>	<u>\$0.00</u>	<u>\$368,903.00</u>	<u>\$38,606.19</u>	<u>\$0.00</u>	<u>\$111,881.85</u>	<u>\$257,021.15</u>	<u>30%</u>
<i>Contractual Services</i>									
50160	Legal Services	400,000.00	.00	400,000.00	23,565.18	.00	30,813.32	369,186.68	8



SAO Through February for JPS Committee

Fiscal Year to Date 02/29/24
Include Rollup Account and Rollup to Account

Account	Account Description	Adopted Budget	Budget Amendments	Amended Budget	Current Month Transactions	YTD Encumbrances	YTD Transactions	Budget - YTD Transactions	% Used/ Rec'd
Fund 010 - Insurance Liability									
EXPENSE									
<i>Contractual Services</i>									
50240	Trials and Costs of Hearing	20,000.00	.00	20,000.00	.00	.00	3,650.00	16,350.00	18
50250	Legal Trial Notices	15,000.00	.00	15,000.00	30.00	.00	997.50	14,002.50	7
50270	Court Reporter Costs	18,000.00	.00	18,000.00	3,244.80	.00	3,783.80	14,216.20	21
52140	Repairs and Maint- Copiers	4,500.00	.00	4,500.00	169.79	.00	499.38	4,000.62	11
53000	Liability Insurance	47,605.00	.00	47,605.00	.00	.00	.00	47,605.00	0
53010	Workers Compensation	32,758.00	.00	32,758.00	.00	.00	.00	32,758.00	0
53020	Unemployment Claims	766.00	.00	766.00	.00	.00	.00	766.00	0
53100	Conferences and Meetings	7,500.00	.00	7,500.00	.00	.00	.00	7,500.00	0
53110	Employee Training	10,000.00	.00	10,000.00	760.50	.00	760.50	9,239.50	8
53120	Employee Mileage Expense	1,000.00	.00	1,000.00	.00	.00	.00	1,000.00	0
53130	General Association Dues	6,510.00	.00	6,510.00	.00	.00	4,235.00	2,275.00	65
<i>Contractual Services Totals</i>		\$563,639.00	\$0.00	\$563,639.00	\$27,770.27	\$0.00	\$44,739.50	\$518,899.50	8%
<i>Commodities</i>									
60000	Office Supplies	3,000.00	.00	3,000.00	.00	.00	.00	3,000.00	0
60050	Books and Subscriptions	3,500.00	.00	3,500.00	.00	.00	.00	3,500.00	0
<i>Commodities Totals</i>		\$6,500.00	\$0.00	\$6,500.00	\$0.00	\$0.00	\$0.00	\$6,500.00	0%
EXPENSE TOTALS		\$2,511,848.00	\$0.00	\$2,511,848.00	\$187,472.06	\$0.00	\$493,886.09	\$2,017,961.91	20%
Fund 010 - Insurance Liability Totals									
REVENUE TOTALS		.00	.00	.00	.00	.00	.00	.00	+++
EXPENSE TOTALS		2,511,848.00	.00	2,511,848.00	187,472.06	.00	493,886.09	2,017,961.91	20%
Fund 010 - Insurance Liability Totals		(\$2,511,848.00)	\$0.00	(\$2,511,848.00)	(\$187,472.06)	\$0.00	(\$493,886.09)	(\$2,017,961.91)	
Fund 220 - Title IV-D									
REVENUE									
<i>Grants</i>									
32020	Title IV-D Grant	712,070.00	.00	712,070.00	66,597.21	.00	122,362.48	589,707.52	17
<i>Grants Totals</i>		\$712,070.00	\$0.00	\$712,070.00	\$66,597.21	\$0.00	\$122,362.48	\$589,707.52	17%
<i>Other</i>									
39900	Fund Balance Utilization	149,378.00	.00	149,378.00	.00	.00	.00	149,378.00	0
<i>Other Totals</i>		\$149,378.00	\$0.00	\$149,378.00	\$0.00	\$0.00	\$0.00	\$149,378.00	0%
<i>Transfers In</i>									
39120	Transfer from Fund 120	29,828.00	.00	29,828.00	29,828.00	.00	29,828.00	.00	100
<i>Transfers In Totals</i>		\$29,828.00	\$0.00	\$29,828.00	\$29,828.00	\$0.00	\$29,828.00	\$0.00	100%
REVENUE TOTALS		\$891,276.00	\$0.00	\$891,276.00	\$96,425.21	\$0.00	\$152,190.48	\$739,085.52	17%
EXPENSE									
<i>Personnel Services- Salaries & Wages</i>									
40000	Salaries and Wages	518,687.00	.00	518,687.00	49,708.00	.00	136,800.02	381,886.98	26
40003	Cost of Living Increase	15,561.00	.00	15,561.00	.00	.00	.00	15,561.00	0



SAO Through February for JPS Committee

Fiscal Year to Date 02/29/24
Include Rollup Account and Rollup to Account

Account	Account Description	Adopted Budget	Budget Amendments	Amended Budget	Current Month Transactions	YTD Encumbrances	YTD Transactions	Budget - YTD Transactions	% Used/ Rec'd
Fund 220 - Title IV-D									
EXPENSE									
<i>Personnel Services- Salaries & Wages</i>									
40004	Merit Increase	99,973.00	.00	99,973.00	.00	.00	.00	99,973.00	0
<i>Personnel Services- Salaries & Wages Totals</i>		\$634,221.00	\$0.00	\$634,221.00	\$49,708.00	\$0.00	\$136,800.02	\$497,420.98	22%
<i>Personnel Services- Employee Benefits</i>									
45000	Healthcare Contribution	94,458.00	.00	94,458.00	8,149.12	.00	24,685.04	69,772.96	26
45010	Dental Contribution	3,367.00	.00	3,367.00	292.12	.00	860.86	2,506.14	26
45100	FICA/SS Contribution	40,870.00	.00	40,870.00	3,673.73	.00	10,107.59	30,762.41	25
45200	IMRF Contribution	24,469.00	.00	24,469.00	2,199.40	.00	6,134.00	18,335.00	25
<i>Personnel Services- Employee Benefits Totals</i>		\$163,164.00	\$0.00	\$163,164.00	\$14,314.37	\$0.00	\$41,787.49	\$121,376.51	26%
<i>Contractual Services</i>									
50150	Contractual/Consulting Services	25,000.00	.00	25,000.00	.00	.00	.00	25,000.00	0
50240	Trials and Costs of Hearing	10,000.00	.00	10,000.00	.00	.00	.00	10,000.00	0
50280	Legal Process Server Costs	2,000.00	.00	2,000.00	.00	.00	.00	2,000.00	0
53000	Liability Insurance	19,241.00	.00	19,241.00	.00	.00	.00	19,241.00	0
53010	Workers Compensation	13,240.00	.00	13,240.00	.00	.00	.00	13,240.00	0
53020	Unemployment Claims	310.00	.00	310.00	.00	.00	.00	310.00	0
53100	Conferences and Meetings	7,500.00	.00	7,500.00	.00	.00	.00	7,500.00	0
53110	Employee Training	10,000.00	.00	10,000.00	.00	.00	.00	10,000.00	0
53130	General Association Dues	2,100.00	.00	2,100.00	.00	.00	1,540.00	560.00	73
<i>Contractual Services Totals</i>		\$89,391.00	\$0.00	\$89,391.00	\$0.00	\$0.00	\$1,540.00	\$87,851.00	2%
<i>Commodities</i>									
60000	Office Supplies	3,000.00	.00	3,000.00	.00	.00	.00	3,000.00	0
60040	Postage	250.00	.00	250.00	.00	.00	.00	250.00	0
60050	Books and Subscriptions	1,000.00	.00	1,000.00	.00	.00	.00	1,000.00	0
60060	Computer Software- Non Capital	250.00	.00	250.00	.00	.00	.00	250.00	0
<i>Commodities Totals</i>		\$4,500.00	\$0.00	\$4,500.00	\$0.00	\$0.00	\$0.00	\$4,500.00	0%
EXPENSE TOTALS		\$891,276.00	\$0.00	\$891,276.00	\$64,022.37	\$0.00	\$180,127.51	\$711,148.49	20%
Fund 220 - Title IV-D Totals									
REVENUE TOTALS		891,276.00	.00	891,276.00	96,425.21	.00	152,190.48	739,085.52	17%
EXPENSE TOTALS		891,276.00	.00	891,276.00	64,022.37	.00	180,127.51	711,148.49	20%
Fund 220 - Title IV-D Totals		\$0.00	\$0.00	\$0.00	\$32,402.84	\$0.00	(\$27,937.03)	\$27,937.03	
Fund 221 - Drug Prosecution									
REVENUE									
<i>Grants</i>									
32030	Drug Prosecution Grant	127,431.00	.00	127,431.00	.00	.00	.00	127,431.00	0
<i>Grants Totals</i>		\$127,431.00	\$0.00	\$127,431.00	\$0.00	\$0.00	\$0.00	\$127,431.00	0%
<i>Fines</i>									
36020	Drug Fines	55,000.00	.00	55,000.00	.00	.00	3,584.53	51,415.47	7



SAO Through February for JPS Committee

Fiscal Year to Date 02/29/24
Include Rollup Account and Rollup to Account

Account	Account Description	Adopted Budget	Budget Amendments	Amended Budget	Current Month Transactions	YTD Encumbrances	YTD Transactions	Budget - YTD Transactions	% Used/ Rec'd
Fund 221 - Drug Prosecution									
REVENUE									
<i>Fines</i>									
36025	Forfeited Funds	.00	.00	.00	5,398.59	.00	5,854.40	(5,854.40)	+++
	<i>Fines Totals</i>	\$55,000.00	\$0.00	\$55,000.00	\$5,398.59	\$0.00	\$9,438.93	\$45,561.07	17%
<i>Other</i>									
39900	Fund Balance Utilization	31,988.00	.00	31,988.00	.00	.00	.00	31,988.00	0
	<i>Other Totals</i>	\$31,988.00	\$0.00	\$31,988.00	\$0.00	\$0.00	\$0.00	\$31,988.00	0%
<i>Transfers In</i>									
39120	Transfer from Fund 120	356,327.00	.00	356,327.00	356,327.00	.00	356,327.00	.00	100
	<i>Transfers In Totals</i>	\$356,327.00	\$0.00	\$356,327.00	\$356,327.00	\$0.00	\$356,327.00	\$0.00	100%
	REVENUE TOTALS	\$570,746.00	\$0.00	\$570,746.00	\$361,725.59	\$0.00	\$365,765.93	\$204,980.07	64%
EXPENSE									
<i>Personnel Services- Salaries & Wages</i>									
40000	Salaries and Wages	385,005.00	.00	385,005.00	35,557.92	.00	98,331.62	286,673.38	26
40003	Cost of Living Increase	11,551.00	.00	11,551.00	.00	.00	.00	11,551.00	0
40004	Merit Increase	64,599.00	.00	64,599.00	.00	.00	.00	64,599.00	0
	<i>Personnel Services- Salaries & Wages Totals</i>	\$461,155.00	\$0.00	\$461,155.00	\$35,557.92	\$0.00	\$98,331.62	\$362,823.38	21%
<i>Personnel Services- Employee Benefits</i>									
45000	Healthcare Contribution	32,902.00	.00	32,902.00	4,019.68	.00	12,013.74	20,888.26	37
45010	Dental Contribution	2,259.00	.00	2,259.00	142.48	.00	422.41	1,836.59	19
45100	FICA/SS Contribution	30,337.00	.00	30,337.00	2,647.12	.00	7,321.83	23,015.17	24
45200	IMRF Contribution	18,163.00	.00	18,163.00	1,584.80	.00	4,500.11	13,662.89	25
	<i>Personnel Services- Employee Benefits Totals</i>	\$83,661.00	\$0.00	\$83,661.00	\$8,394.08	\$0.00	\$24,258.09	\$59,402.91	29%
<i>Contractual Services</i>									
50270	Court Reporter Costs	.00	.00	.00	636.00	.00	1,082.50	(1,082.50)	+++
53000	Liability Insurance	13,983.00	.00	13,983.00	.00	.00	.00	13,983.00	0
53010	Workers Compensation	9,622.00	.00	9,622.00	.00	.00	.00	9,622.00	0
53020	Unemployment Claims	225.00	.00	225.00	.00	.00	.00	225.00	0
53100	Conferences and Meetings	.00	.00	.00	.00	.00	1,877.92	(1,877.92)	+++
53130	General Association Dues	2,100.00	.00	2,100.00	.00	.00	1,155.00	945.00	55
	<i>Contractual Services Totals</i>	\$25,930.00	\$0.00	\$25,930.00	\$636.00	\$0.00	\$4,115.42	\$21,814.58	16%
	EXPENSE TOTALS	\$570,746.00	\$0.00	\$570,746.00	\$44,588.00	\$0.00	\$126,705.13	\$444,040.87	22%
Fund 221 - Drug Prosecution Totals									
	REVENUE TOTALS	570,746.00	.00	570,746.00	361,725.59	.00	365,765.93	204,980.07	64%
	EXPENSE TOTALS	570,746.00	.00	570,746.00	44,588.00	.00	126,705.13	444,040.87	22%
	Fund 221 - Drug Prosecution Totals	\$0.00	\$0.00	\$0.00	\$317,137.59	\$0.00	\$239,060.80	(\$239,060.80)	



SAO Through February for JPS Committee

Fiscal Year to Date 02/29/24
Include Rollup Account and Rollup to Account

Account	Account Description	Adopted Budget	Budget Amendments	Amended Budget	Current Month Transactions	YTD Encumbrances	YTD Transactions	Budget - YTD Transactions	% Used/ Rec'd
Fund 222 - Victim Coordinator Services									
REVENUE									
<i>Grants</i>									
32050	Atty General Victim Coord Grant	100,000.00	.00	100,000.00	25,000.00	.00	25,000.00	75,000.00	25
	<i>Grants Totals</i>	\$100,000.00	\$0.00	\$100,000.00	\$25,000.00	\$0.00	\$25,000.00	\$75,000.00	25%
<i>Other</i>									
39900	Fund Balance Utilization	21,896.00	.00	21,896.00	.00	.00	.00	21,896.00	0
	<i>Other Totals</i>	\$21,896.00	\$0.00	\$21,896.00	\$0.00	\$0.00	\$0.00	\$21,896.00	0%
<i>Transfers In</i>									
39120	Transfer from Fund 120	246,804.00	.00	246,804.00	246,804.00	.00	246,804.00	.00	100
	<i>Transfers In Totals</i>	\$246,804.00	\$0.00	\$246,804.00	\$246,804.00	\$0.00	\$246,804.00	\$0.00	100%
	REVENUE TOTALS	\$368,700.00	\$0.00	\$368,700.00	\$271,804.00	\$0.00	\$271,804.00	\$96,896.00	74%
EXPENSE									
<i>Personnel Services- Salaries & Wages</i>									
40000	Salaries and Wages	190,216.00	.00	190,216.00	17,843.00	.00	49,158.62	141,057.38	26
40003	Cost of Living Increase	5,707.00	.00	5,707.00	.00	.00	.00	5,707.00	0
40004	Merit Increase	24,248.00	.00	24,248.00	.00	.00	.00	24,248.00	0
	<i>Personnel Services- Salaries & Wages Totals</i>	\$220,171.00	\$0.00	\$220,171.00	\$17,843.00	\$0.00	\$49,158.62	\$171,012.38	22%
<i>Personnel Services- Employee Benefits</i>									
45000	Healthcare Contribution	105,038.00	.00	105,038.00	5,754.36	.00	17,491.85	87,546.15	17
45010	Dental Contribution	8,159.00	.00	8,159.00	177.64	.00	537.67	7,621.33	7
45100	FICA/SS Contribution	14,989.00	.00	14,989.00	1,270.96	.00	3,495.52	11,493.48	23
45200	IMRF Contribution	8,974.00	.00	8,974.00	760.90	.00	2,131.71	6,842.29	24
	<i>Personnel Services- Employee Benefits Totals</i>	\$137,160.00	\$0.00	\$137,160.00	\$7,963.86	\$0.00	\$23,656.75	\$113,503.25	17%
<i>Contractual Services</i>									
53000	Liability Insurance	6,671.00	.00	6,671.00	.00	.00	.00	6,671.00	0
53010	Workers Compensation	4,590.00	.00	4,590.00	.00	.00	.00	4,590.00	0
53020	Unemployment Claims	108.00	.00	108.00	.00	.00	.00	108.00	0
	<i>Contractual Services Totals</i>	\$11,369.00	\$0.00	\$11,369.00	\$0.00	\$0.00	\$0.00	\$11,369.00	0%
	EXPENSE TOTALS	\$368,700.00	\$0.00	\$368,700.00	\$25,806.86	\$0.00	\$72,815.37	\$295,884.63	20%
	Fund 222 - Victim Coordinator Services Totals								
	REVENUE TOTALS	368,700.00	.00	368,700.00	271,804.00	.00	271,804.00	96,896.00	74%
	EXPENSE TOTALS	368,700.00	.00	368,700.00	25,806.86	.00	72,815.37	295,884.63	20%
	Fund 222 - Victim Coordinator Services Totals	\$0.00	\$0.00	\$0.00	\$245,997.14	\$0.00	\$198,988.63	(\$198,988.63)	
Fund 223 - Domestic Violence									
REVENUE									
<i>Interest Revenue</i>									
38000	Investment Income	12,622.00	.00	12,622.00	.00	.00	.00	12,622.00	0
	<i>Interest Revenue Totals</i>	\$12,622.00	\$0.00	\$12,622.00	\$0.00	\$0.00	\$0.00	\$12,622.00	0%



SAO Through February for JPS Committee

Fiscal Year to Date 02/29/24
Include Rollup Account and Rollup to Account

Account	Account Description	Adopted Budget	Budget Amendments	Amended Budget	Current Month Transactions	YTD Encumbrances	YTD Transactions	Budget - YTD Transactions	% Used/ Rec'd
Fund 223 - Domestic Violence									
REVENUE									
<i>Other</i>									
39900	Fund Balance Utilization	63,136.00	.00	63,136.00	.00	.00	.00	63,136.00	0
<i>Other Totals</i>		\$63,136.00	\$0.00	\$63,136.00	\$0.00	\$0.00	\$0.00	\$63,136.00	0%
<i>Transfers In</i>									
39120	Transfer from Fund 120	450,755.00	.00	450,755.00	450,755.00	.00	450,755.00	.00	100
<i>Transfers In Totals</i>		\$450,755.00	\$0.00	\$450,755.00	\$450,755.00	\$0.00	\$450,755.00	\$0.00	100%
REVENUE TOTALS		\$526,513.00	\$0.00	\$526,513.00	\$450,755.00	\$0.00	\$450,755.00	\$75,758.00	86%
EXPENSE									
<i>Personnel Services- Salaries & Wages</i>									
40000	Salaries and Wages	313,353.00	.00	313,353.00	22,837.00	.00	62,894.04	250,458.96	20
40003	Cost of Living Increase	9,401.00	.00	9,401.00	.00	.00	.00	9,401.00	0
40004	Merit Increase	63,928.00	.00	63,928.00	.00	.00	.00	63,928.00	0
<i>Personnel Services- Salaries & Wages Totals</i>		\$386,682.00	\$0.00	\$386,682.00	\$22,837.00	\$0.00	\$62,894.04	\$323,787.96	16%
<i>Personnel Services- Employee Benefits</i>									
45000	Healthcare Contribution	63,817.00	.00	63,817.00	4,796.88	.00	14,364.54	49,452.46	23
45010	Dental Contribution	993.00	.00	993.00	119.52	.00	354.34	638.66	36
45100	FICA/SS Contribution	24,691.00	.00	24,691.00	1,658.47	.00	4,622.99	20,068.01	19
45200	IMRF Contribution	14,783.00	.00	14,783.00	1,050.16	.00	2,997.63	11,785.37	20
<i>Personnel Services- Employee Benefits Totals</i>		\$104,284.00	\$0.00	\$104,284.00	\$7,625.03	\$0.00	\$22,339.50	\$81,944.50	21%
<i>Contractual Services</i>									
50150	Contractual/Consulting Services	5,000.00	.00	5,000.00	.00	.00	.00	5,000.00	0
50240	Trials and Costs of Hearing	2,500.00	.00	2,500.00	.00	.00	.00	2,500.00	0
50270	Court Reporter Costs	2,000.00	.00	2,000.00	.00	.00	36.00	1,964.00	2
50290	Investigations	2,000.00	.00	2,000.00	.00	.00	.00	2,000.00	0
53000	Liability Insurance	11,734.00	.00	11,734.00	.00	.00	.00	11,734.00	0
53010	Workers Compensation	8,074.00	.00	8,074.00	.00	.00	.00	8,074.00	0
53020	Unemployment Claims	189.00	.00	189.00	.00	.00	.00	189.00	0
53100	Conferences and Meetings	1,000.00	.00	1,000.00	.00	.00	.00	1,000.00	0
53110	Employee Training	2,000.00	.00	2,000.00	.00	.00	.00	2,000.00	0
53130	General Association Dues	1,050.00	.00	1,050.00	.00	.00	1,155.00	(105.00)	110
<i>Contractual Services Totals</i>		\$35,547.00	\$0.00	\$35,547.00	\$0.00	\$0.00	\$1,191.00	\$34,356.00	3%
EXPENSE TOTALS		\$526,513.00	\$0.00	\$526,513.00	\$30,462.03	\$0.00	\$86,424.54	\$440,088.46	16%
Fund 223 - Domestic Violence Totals									
REVENUE TOTALS		526,513.00	.00	526,513.00	450,755.00	.00	450,755.00	75,758.00	86%
EXPENSE TOTALS		526,513.00	.00	526,513.00	30,462.03	.00	86,424.54	440,088.46	16%
Fund 223 - Domestic Violence Totals		\$0.00	\$0.00	\$0.00	\$420,292.97	\$0.00	\$364,330.46	(\$364,330.46)	



SAO Through February for JPS Committee

Fiscal Year to Date 02/29/24
Include Rollup Account and Rollup to Account

Account	Account Description	Adopted Budget	Budget Amendments	Amended Budget	Current Month Transactions	YTD Encumbrances	YTD Transactions	Budget - YTD Transactions	% Used/ Rec'd
Fund 225 - Auto Theft Task Force									
REVENUE									
<i>Interest Revenue</i>									
38000	Investment Income	1,350.00	.00	1,350.00	.00	.00	.00	1,350.00	0
<i>Interest Revenue Totals</i>		\$1,350.00	\$0.00	\$1,350.00	\$0.00	\$0.00	\$0.00	\$1,350.00	0%
REVENUE TOTALS		\$1,350.00	\$0.00	\$1,350.00	\$0.00	\$0.00	\$0.00	\$1,350.00	0%
EXPENSE									
<i>Contingency and Other</i>									
89000	Addition to Fund Balance	1,350.00	.00	1,350.00	.00	.00	.00	1,350.00	0
<i>Contingency and Other Totals</i>		\$1,350.00	\$0.00	\$1,350.00	\$0.00	\$0.00	\$0.00	\$1,350.00	0%
EXPENSE TOTALS		\$1,350.00	\$0.00	\$1,350.00	\$0.00	\$0.00	\$0.00	\$1,350.00	0%
Fund 225 - Auto Theft Task Force Totals									
REVENUE TOTALS		1,350.00	.00	1,350.00	.00	.00	.00	1,350.00	0%
EXPENSE TOTALS		1,350.00	.00	1,350.00	.00	.00	.00	1,350.00	0%
Fund 225 - Auto Theft Task Force Totals		\$0.00	\$0.00	\$0.00	\$0.00	\$0.00	\$0.00	\$0.00	
Fund 226 - Weed and Seed									
REVENUE									
<i>Other</i>									
39900	Fund Balance Utilization	14,000.00	.00	14,000.00	.00	.00	.00	14,000.00	0
<i>Other Totals</i>		\$14,000.00	\$0.00	\$14,000.00	\$0.00	\$0.00	\$0.00	\$14,000.00	0%
REVENUE TOTALS		\$14,000.00	\$0.00	\$14,000.00	\$0.00	\$0.00	\$0.00	\$14,000.00	0%
EXPENSE									
<i>Contractual Services</i>									
53100	Conferences and Meetings	1,500.00	.00	1,500.00	.00	.00	.00	1,500.00	0
<i>Contractual Services Totals</i>		\$1,500.00	\$0.00	\$1,500.00	\$0.00	\$0.00	\$0.00	\$1,500.00	0%
<i>Commodities</i>									
60000	Office Supplies	12,500.00	.00	12,500.00	.00	.00	.00	12,500.00	0
<i>Commodities Totals</i>		\$12,500.00	\$0.00	\$12,500.00	\$0.00	\$0.00	\$0.00	\$12,500.00	0%
EXPENSE TOTALS		\$14,000.00	\$0.00	\$14,000.00	\$0.00	\$0.00	\$0.00	\$14,000.00	0%
Fund 226 - Weed and Seed Totals									
REVENUE TOTALS		14,000.00	.00	14,000.00	.00	.00	.00	14,000.00	0%
EXPENSE TOTALS		14,000.00	.00	14,000.00	.00	.00	.00	14,000.00	0%
Fund 226 - Weed and Seed Totals		\$0.00	\$0.00	\$0.00	\$0.00	\$0.00	\$0.00	\$0.00	
Fund 230 - Child Advocacy Center									
REVENUE									
<i>Grants</i>									
32000	Attorney General CAC Grant	82,000.00	.00	82,000.00	.00	.00	.00	82,000.00	0
32010	DCFS- Child Advocacy Cntr Grant	458,898.00	.00	458,898.00	.00	.00	76,483.00	382,415.00	17
33550	VOCA Grant	121,925.00	.00	121,925.00	.00	.00	10,619.13	111,305.87	9



SAO Through February for JPS Committee

Fiscal Year to Date 02/29/24
Include Rollup Account and Rollup to Account

Account	Account Description	Adopted Budget	Budget Amendments	Amended Budget	Current Month Transactions	YTD Encumbrances	YTD Transactions	Budget - YTD Transactions	% Used/ Rec'd
Fund 230 - Child Advocacy Center									
REVENUE									
	<i>Grants Totals</i>	\$662,823.00	\$0.00	\$662,823.00	\$0.00	\$0.00	\$87,102.13	\$575,720.87	13%
	<i>Charges for Services</i>								
35020	Child Advocacy Center Fees	400,000.00	.00	400,000.00	.00	.00	79,645.47	320,354.53	20
	<i>Charges for Services Totals</i>	\$400,000.00	\$0.00	\$400,000.00	\$0.00	\$0.00	\$79,645.47	\$320,354.53	20%
	<i>Reimbursements</i>								
37040	CAC Invest Salary Reimbursement	35,000.00	.00	35,000.00	.00	.00	.00	35,000.00	0
	<i>Reimbursements Totals</i>	\$35,000.00	\$0.00	\$35,000.00	\$0.00	\$0.00	\$0.00	\$35,000.00	0%
	<i>Interest Revenue</i>								
38000	Investment Income	40,220.00	.00	40,220.00	.00	.00	.00	40,220.00	0
	<i>Interest Revenue Totals</i>	\$40,220.00	\$0.00	\$40,220.00	\$0.00	\$0.00	\$0.00	\$40,220.00	0%
	<i>Other</i>								
39900	Fund Balance Utilization	250,866.00	.00	250,866.00	.00	.00	.00	250,866.00	0
	<i>Other Totals</i>	\$250,866.00	\$0.00	\$250,866.00	\$0.00	\$0.00	\$0.00	\$250,866.00	0%
	<i>Transfers In</i>								
39120	Transfer from Fund 120	888,556.00	.00	888,556.00	888,556.00	.00	888,556.00	.00	100
	<i>Transfers In Totals</i>	\$888,556.00	\$0.00	\$888,556.00	\$888,556.00	\$0.00	\$888,556.00	\$0.00	100%
	REVENUE TOTALS	\$2,277,465.00	\$0.00	\$2,277,465.00	\$888,556.00	\$0.00	\$1,055,303.60	\$1,222,161.40	46%
EXPENSE									
	<i>Personnel Services- Salaries & Wages</i>								
40000	Salaries and Wages	1,503,007.00	.00	1,503,007.00	116,654.72	.00	318,142.29	1,184,864.71	21
40003	Cost of Living Increase	45,091.00	.00	45,091.00	.00	.00	.00	45,091.00	0
40004	Merit Increase	70,800.00	.00	70,800.00	.00	.00	.00	70,800.00	0
40300	Employee Per Diem	15,600.00	.00	15,600.00	1,200.00	.00	3,300.00	12,300.00	21
	<i>Personnel Services- Salaries & Wages Totals</i>	\$1,634,498.00	\$0.00	\$1,634,498.00	\$117,854.72	\$0.00	\$321,442.29	\$1,313,055.71	20%
	<i>Personnel Services- Employee Benefits</i>								
45000	Healthcare Contribution	122,700.00	.00	122,700.00	28,224.31	.00	79,834.47	42,865.53	65
45010	Dental Contribution	7,509.00	.00	7,509.00	795.52	.00	2,335.42	5,173.58	31
45100	FICA/SS Contribution	118,430.00	.00	118,430.00	8,590.82	.00	23,422.72	95,007.28	20
45200	IMRF Contribution	70,903.00	.00	70,903.00	5,165.62	.00	14,357.72	56,545.28	20
	<i>Personnel Services- Employee Benefits Totals</i>	\$319,542.00	\$0.00	\$319,542.00	\$42,776.27	\$0.00	\$119,950.33	\$199,591.67	38%
	<i>Contractual Services</i>								
50150	Contractual/Consulting Services	2,500.00	.00	2,500.00	628.14	.00	4,918.83	(2,418.83)	197
50205	Examinations	2,500.00	.00	2,500.00	.00	.00	.00	2,500.00	0
50240	Trials and Costs of Hearing	6,000.00	.00	6,000.00	860.09	.00	1,136.38	4,863.62	19
50260	Witness Costs	4,000.00	.00	4,000.00	.00	.00	.00	4,000.00	0
50270	Court Reporter Costs	4,000.00	.00	4,000.00	286.50	.00	500.00	3,500.00	12
50620	Counseling Services	30,000.00	.00	30,000.00	2,800.00	.00	5,400.00	24,600.00	18
52140	Repairs and Maint- Copiers	2,500.00	.00	2,500.00	40.77	.00	1,001.48	1,498.52	40
52230	Repairs and Maint- Vehicles	3,000.00	.00	3,000.00	.00	.00	.00	3,000.00	0



SAO Through February for JPS Committee

Fiscal Year to Date 02/29/24
Include Rollup Account and Rollup to Account

Account	Account Description	Adopted Budget	Budget Amendments	Amended Budget	Current Month Transactions	YTD Encumbrances	YTD Transactions	Budget - YTD Transactions	% Used/ Rec'd
Fund 230 - Child Advocacy Center									
EXPENSE									
<i>Contractual Services</i>									
53000	Liability Insurance	49,431.00	.00	49,431.00	.00	.00	.00	49,431.00	0
53010	Workers Compensation	34,013.00	.00	34,013.00	.00	.00	.00	34,013.00	0
53020	Unemployment Claims	795.00	.00	795.00	.00	.00	.00	795.00	0
53100	Conferences and Meetings	36,381.00	.00	36,381.00	8,500.00	.00	8,304.00	28,077.00	23
53110	Employee Training	15,000.00	.00	15,000.00	.00	.00	.00	15,000.00	0
53120	Employee Mileage Expense	500.00	.00	500.00	.00	.00	(57.25)	557.25	-11
53130	General Association Dues	7,675.00	.00	7,675.00	.00	.00	2,525.00	5,150.00	33
<i>Contractual Services Totals</i>		\$198,295.00	\$0.00	\$198,295.00	\$13,115.50	\$0.00	\$23,728.44	\$174,566.56	12%
<i>Commodities</i>									
60000	Office Supplies	1,000.00	.00	1,000.00	.00	.00	.00	1,000.00	0
60010	Operating Supplies	5,250.00	.00	5,250.00	.00	.00	37.31	5,212.69	1
60020	Computer Related Supplies	5,000.00	.00	5,000.00	.00	.00	.00	5,000.00	0
60050	Books and Subscriptions	2,500.00	.00	2,500.00	131.37	.00	190.74	2,309.26	8
60060	Computer Software- Non Capital	5,000.00	.00	5,000.00	15.99	.00	31.98	4,968.02	1
60070	Computer Hardware- Non Capital	7,500.00	.00	7,500.00	.00	.00	.00	7,500.00	0
60290	Photography Supplies	1,000.00	.00	1,000.00	.00	.00	.00	1,000.00	0
63040	Fuel- Vehicles	4,500.00	.00	4,500.00	158.92	.00	281.22	4,218.78	6
64000	Telephone	7,500.00	.00	7,500.00	.00	.00	.00	7,500.00	0
<i>Commodities Totals</i>		\$39,250.00	\$0.00	\$39,250.00	\$306.28	\$0.00	\$541.25	\$38,708.75	1%
<i>Capital</i>									
70070	Automotive Equipment	85,880.00	.00	85,880.00	.00	72,142.06	.00	13,737.94	84
<i>Capital Totals</i>		\$85,880.00	\$0.00	\$85,880.00	\$0.00	\$72,142.06	\$0.00	\$13,737.94	84%
EXPENSE TOTALS		\$2,277,465.00	\$0.00	\$2,277,465.00	\$174,052.77	\$72,142.06	\$465,662.31	\$1,739,660.63	24%
Fund 230 - Child Advocacy Center Totals									
REVENUE TOTALS		2,277,465.00	.00	2,277,465.00	888,556.00	.00	1,055,303.60	1,222,161.40	46%
EXPENSE TOTALS		2,277,465.00	.00	2,277,465.00	174,052.77	72,142.06	465,662.31	1,739,660.63	24%
Fund 230 - Child Advocacy Center Totals		\$0.00	\$0.00	\$0.00	\$714,503.23	(\$72,142.06)	\$589,641.29	(\$517,499.23)	
Fund 231 - Equitable Sharing Program									
REVENUE									
<i>Interest Revenue</i>									
38000	Investment Income	1,456.00	.00	1,456.00	.00	.00	.00	1,456.00	0
<i>Interest Revenue Totals</i>		\$1,456.00	\$0.00	\$1,456.00	\$0.00	\$0.00	\$0.00	\$1,456.00	0%
<i>Other</i>									
38600	DOJ Equitable Sharing Proceeds	10,000.00	.00	10,000.00	.00	.00	.00	10,000.00	0
<i>Other Totals</i>		\$10,000.00	\$0.00	\$10,000.00	\$0.00	\$0.00	\$0.00	\$10,000.00	0%
REVENUE TOTALS		\$11,456.00	\$0.00	\$11,456.00	\$0.00	\$0.00	\$0.00	\$11,456.00	0%



SAO Through February for JPS Committee

Fiscal Year to Date 02/29/24
Include Rollup Account and Rollup to Account

Account	Account Description	Adopted Budget	Budget Amendments	Amended Budget	Current Month Transactions	YTD Encumbrances	YTD Transactions	Budget - YTD Transactions	% Used/ Rec'd
Fund 231 - Equitable Sharing Program									
EXPENSE									
<i>Contractual Services</i>									
53110	Employee Training	10,000.00	.00	10,000.00	.00	.00	.00	10,000.00	0
	<i>Contractual Services Totals</i>	<u>\$10,000.00</u>	<u>\$0.00</u>	<u>\$10,000.00</u>	<u>\$0.00</u>	<u>\$0.00</u>	<u>\$0.00</u>	<u>\$10,000.00</u>	<u>0%</u>
<i>Contingency and Other</i>									
89000	Addition to Fund Balance	1,456.00	.00	1,456.00	.00	.00	.00	1,456.00	0
	<i>Contingency and Other Totals</i>	<u>\$1,456.00</u>	<u>\$0.00</u>	<u>\$1,456.00</u>	<u>\$0.00</u>	<u>\$0.00</u>	<u>\$0.00</u>	<u>\$1,456.00</u>	<u>0%</u>
	EXPENSE TOTALS	\$11,456.00	\$0.00	\$11,456.00	\$0.00	\$0.00	\$0.00	\$11,456.00	0%
Fund 231 - Equitable Sharing Program Totals									
	REVENUE TOTALS	11,456.00	.00	11,456.00	.00	.00	.00	11,456.00	0%
	EXPENSE TOTALS	11,456.00	.00	11,456.00	.00	.00	.00	11,456.00	0%
Fund 231 - Equitable Sharing Program Totals									
		\$0.00	\$0.00	\$0.00	\$0.00	\$0.00	\$0.00	\$0.00	
Fund 232 - State's Atty Records Automation									
REVENUE									
<i>Charges for Services</i>									
35300	Records Automation Fees	20,000.00	.00	20,000.00	.00	.00	3,146.80	16,853.20	16
	<i>Charges for Services Totals</i>	<u>\$20,000.00</u>	<u>\$0.00</u>	<u>\$20,000.00</u>	<u>\$0.00</u>	<u>\$0.00</u>	<u>\$3,146.80</u>	<u>\$16,853.20</u>	<u>16%</u>
<i>Interest Revenue</i>									
38000	Investment Income	3,895.00	.00	3,895.00	.00	.00	.00	3,895.00	0
	<i>Interest Revenue Totals</i>	<u>\$3,895.00</u>	<u>\$0.00</u>	<u>\$3,895.00</u>	<u>\$0.00</u>	<u>\$0.00</u>	<u>\$0.00</u>	<u>\$3,895.00</u>	<u>0%</u>
<i>Other</i>									
39900	Fund Balance Utilization	45,087.00	.00	45,087.00	.00	.00	.00	45,087.00	0
	<i>Other Totals</i>	<u>\$45,087.00</u>	<u>\$0.00</u>	<u>\$45,087.00</u>	<u>\$0.00</u>	<u>\$0.00</u>	<u>\$0.00</u>	<u>\$45,087.00</u>	<u>0%</u>
	REVENUE TOTALS	\$68,982.00	\$0.00	\$68,982.00	\$0.00	\$0.00	\$3,146.80	\$65,835.20	5%
EXPENSE									
<i>Personnel Services- Salaries & Wages</i>									
40000	Salaries and Wages	35,153.00	.00	35,153.00	3,081.12	.00	8,514.02	26,638.98	24
40003	Cost of Living Increase	1,055.00	.00	1,055.00	.00	.00	.00	1,055.00	0
40004	Merit Increase	3,847.00	.00	3,847.00	.00	.00	.00	3,847.00	0
	<i>Personnel Services- Salaries & Wages Totals</i>	<u>\$40,055.00</u>	<u>\$0.00</u>	<u>\$40,055.00</u>	<u>\$3,081.12</u>	<u>\$0.00</u>	<u>\$8,514.02</u>	<u>\$31,540.98</u>	<u>21%</u>
<i>Personnel Services- Employee Benefits</i>									
45000	Healthcare Contribution	12,000.00	.00	12,000.00	709.28	.00	2,119.82	9,880.18	18
45010	Dental Contribution	430.00	.00	430.00	35.86	.00	106.31	323.69	25
45100	FICA/SS Contribution	2,770.00	.00	2,770.00	222.84	.00	614.80	2,155.20	22
45200	IMRF Contribution	1,659.00	.00	1,659.00	133.42	.00	375.16	1,283.84	23
	<i>Personnel Services- Employee Benefits Totals</i>	<u>\$16,859.00</u>	<u>\$0.00</u>	<u>\$16,859.00</u>	<u>\$1,101.40</u>	<u>\$0.00</u>	<u>\$3,216.09</u>	<u>\$13,642.91</u>	<u>19%</u>
<i>Contractual Services</i>									
53000	Liability Insurance	1,213.00	.00	1,213.00	.00	.00	.00	1,213.00	0
53010	Workers Compensation	835.00	.00	835.00	.00	.00	.00	835.00	0



SAO Through February for JPS Committee

Fiscal Year to Date 02/29/24
Include Rollup Account and Rollup to Account

Account	Account Description	Adopted Budget	Budget Amendments	Amended Budget	Current Month Transactions	YTD Encumbrances	YTD Transactions	Budget - YTD Transactions	% Used/ Rec'd
Fund 232 - State's Atty Records Automation									
EXPENSE									
<i>Contractual Services</i>									
53020	Unemployment Claims	20.00	.00	20.00	.00	.00	.00	20.00	0
<i>Contractual Services Totals</i>		\$2,068.00	\$0.00	\$2,068.00	\$0.00	\$0.00	\$0.00	\$2,068.00	0%
<i>Commodities</i>									
60070	Computer Hardware- Non Capital	10,000.00	.00	10,000.00	.00	.00	.00	10,000.00	0
<i>Commodities Totals</i>		\$10,000.00	\$0.00	\$10,000.00	\$0.00	\$0.00	\$0.00	\$10,000.00	0%
EXPENSE TOTALS		\$68,982.00	\$0.00	\$68,982.00	\$4,182.52	\$0.00	\$11,730.11	\$57,251.89	17%
Fund 232 - State's Atty Records Automation Totals									
REVENUE TOTALS		68,982.00	.00	68,982.00	.00	.00	3,146.80	65,835.20	5%
EXPENSE TOTALS		68,982.00	.00	68,982.00	4,182.52	.00	11,730.11	57,251.89	17%
Fund 232 - State's Atty Records Automation Totals		\$0.00	\$0.00	\$0.00	(\$4,182.52)	\$0.00	(\$8,583.31)	\$8,583.31	
Fund 233 - Bad Check Restitution									
REVENUE									
<i>Interest Revenue</i>									
38000	Investment Income	1,605.00	.00	1,605.00	.00	.00	.00	1,605.00	0
<i>Interest Revenue Totals</i>		\$1,605.00	\$0.00	\$1,605.00	\$0.00	\$0.00	\$0.00	\$1,605.00	0%
REVENUE TOTALS		\$1,605.00	\$0.00	\$1,605.00	\$0.00	\$0.00	\$0.00	\$1,605.00	0%
EXPENSE									
<i>Contingency and Other</i>									
89000	Addition to Fund Balance	1,605.00	.00	1,605.00	.00	.00	.00	1,605.00	0
<i>Contingency and Other Totals</i>		\$1,605.00	\$0.00	\$1,605.00	\$0.00	\$0.00	\$0.00	\$1,605.00	0%
EXPENSE TOTALS		\$1,605.00	\$0.00	\$1,605.00	\$0.00	\$0.00	\$0.00	\$1,605.00	0%
Fund 233 - Bad Check Restitution Totals									
REVENUE TOTALS		1,605.00	.00	1,605.00	.00	.00	.00	1,605.00	0%
EXPENSE TOTALS		1,605.00	.00	1,605.00	.00	.00	.00	1,605.00	0%
Fund 233 - Bad Check Restitution Totals		\$0.00	\$0.00	\$0.00	\$0.00	\$0.00	\$0.00	\$0.00	
Fund 234 - Drug Asset Forfeiture									
REVENUE									
<i>Fines</i>									
36020	Drug Fines	50,000.00	.00	50,000.00	.00	.00	.00	50,000.00	0
<i>Fines Totals</i>		\$50,000.00	\$0.00	\$50,000.00	\$0.00	\$0.00	\$0.00	\$50,000.00	0%
<i>Interest Revenue</i>									
38000	Investment Income	8,672.00	.00	8,672.00	.00	.00	.00	8,672.00	0
<i>Interest Revenue Totals</i>		\$8,672.00	\$0.00	\$8,672.00	\$0.00	\$0.00	\$0.00	\$8,672.00	0%
REVENUE TOTALS		\$58,672.00	\$0.00	\$58,672.00	\$0.00	\$0.00	\$0.00	\$58,672.00	0%



SAO Through February for JPS Committee

Fiscal Year to Date 02/29/24
Include Rollup Account and Rollup to Account

Account	Account Description	Adopted Budget	Budget Amendments	Amended Budget	Current Month Transactions	YTD Encumbrances	YTD Transactions	Budget - YTD Transactions	% Used/ Rec'd
Fund 234 - Drug Asset Forfeiture									
EXPENSE									
<i>Contractual Services</i>									
50150	Contractual/Consulting Services	50,000.00	.00	50,000.00	.00	.00	.00	50,000.00	0
	<i>Contractual Services Totals</i>	<u>\$50,000.00</u>	<u>\$0.00</u>	<u>\$50,000.00</u>	<u>\$0.00</u>	<u>\$0.00</u>	<u>\$0.00</u>	<u>\$50,000.00</u>	<u>0%</u>
<i>Contingency and Other</i>									
89000	Addition to Fund Balance	8,672.00	.00	8,672.00	.00	.00	.00	8,672.00	0
	<i>Contingency and Other Totals</i>	<u>\$8,672.00</u>	<u>\$0.00</u>	<u>\$8,672.00</u>	<u>\$0.00</u>	<u>\$0.00</u>	<u>\$0.00</u>	<u>\$8,672.00</u>	<u>0%</u>
	EXPENSE TOTALS	\$58,672.00	\$0.00	\$58,672.00	\$0.00	\$0.00	\$0.00	\$58,672.00	0%
Fund 234 - Drug Asset Forfeiture Totals									
	REVENUE TOTALS	58,672.00	.00	58,672.00	.00	.00	.00	58,672.00	0%
	EXPENSE TOTALS	58,672.00	.00	58,672.00	.00	.00	.00	58,672.00	0%
	Fund 234 - Drug Asset Forfeiture Totals	\$0.00	\$0.00	\$0.00	\$0.00	\$0.00	\$0.00	\$0.00	
Fund 235 - State's Attorney Employee Events									
REVENUE									
<i>Interest Revenue</i>									
38000	Investment Income	55.00	.00	55.00	.00	.00	.00	55.00	0
	<i>Interest Revenue Totals</i>	<u>\$55.00</u>	<u>\$0.00</u>	<u>\$55.00</u>	<u>\$0.00</u>	<u>\$0.00</u>	<u>\$0.00</u>	<u>\$55.00</u>	<u>0%</u>
	REVENUE TOTALS	\$55.00	\$0.00	\$55.00	\$0.00	\$0.00	\$0.00	\$55.00	0%
EXPENSE									
<i>Contingency and Other</i>									
89000	Addition to Fund Balance	55.00	.00	55.00	.00	.00	.00	55.00	0
	<i>Contingency and Other Totals</i>	<u>\$55.00</u>	<u>\$0.00</u>	<u>\$55.00</u>	<u>\$0.00</u>	<u>\$0.00</u>	<u>\$0.00</u>	<u>\$55.00</u>	<u>0%</u>
	EXPENSE TOTALS	\$55.00	\$0.00	\$55.00	\$0.00	\$0.00	\$0.00	\$55.00	0%
	Fund 235 - State's Attorney Employee Events Totals	55.00	.00	55.00	.00	.00	.00	55.00	0%
	REVENUE TOTALS	55.00	.00	55.00	.00	.00	.00	55.00	0%
	EXPENSE TOTALS	55.00	.00	55.00	.00	.00	.00	55.00	0%
	Fund 235 - State's Attorney Employee Events Totals	\$0.00	\$0.00	\$0.00	\$0.00	\$0.00	\$0.00	\$0.00	
Fund 236 - Child Advocacy Advisory Board									
REVENUE									
<i>Interest Revenue</i>									
38000	Investment Income	997.00	.00	997.00	.00	.00	.00	997.00	0
	<i>Interest Revenue Totals</i>	<u>\$997.00</u>	<u>\$0.00</u>	<u>\$997.00</u>	<u>\$0.00</u>	<u>\$0.00</u>	<u>\$0.00</u>	<u>\$997.00</u>	<u>0%</u>
	REVENUE TOTALS	\$997.00	\$0.00	\$997.00	\$0.00	\$0.00	\$0.00	\$997.00	0%
EXPENSE									
<i>Contingency and Other</i>									
89000	Addition to Fund Balance	997.00	.00	997.00	.00	.00	.00	997.00	0
	<i>Contingency and Other Totals</i>	<u>\$997.00</u>	<u>\$0.00</u>	<u>\$997.00</u>	<u>\$0.00</u>	<u>\$0.00</u>	<u>\$0.00</u>	<u>\$997.00</u>	<u>0%</u>
	EXPENSE TOTALS	\$997.00	\$0.00	\$997.00	\$0.00	\$0.00	\$0.00	\$997.00	0%



SAO Through February for JPS Committee

Fiscal Year to Date 02/29/24
Include Rollup Account and Rollup to Account

Account	Account Description	Adopted Budget	Budget Amendments	Amended Budget	Current Month Transactions	YTD Encumbrances	YTD Transactions	Budget - YTD Transactions	% Used/ Rec'd
Fund 236 - Child Advocacy Advisory Board Totals									
	REVENUE TOTALS	997.00	.00	997.00	.00	.00	.00	997.00	0%
	EXPENSE TOTALS	997.00	.00	997.00	.00	.00	.00	997.00	0%
Fund 236 - Child Advocacy Advisory Board Totals									
		\$0.00	\$0.00	\$0.00	\$0.00	\$0.00	\$0.00	\$0.00	
Fund 237 - Money Laundering - State's Atty									
REVENUE									
Fines									
36020	Drug Fines	2,500.00	.00	2,500.00	.00	.00	.00	2,500.00	0
	<i>Fines Totals</i>	\$2,500.00	\$0.00	\$2,500.00	\$0.00	\$0.00	\$0.00	\$2,500.00	0%
Interest Revenue									
38000	Investment Income	8,648.00	.00	8,648.00	.00	.00	.00	8,648.00	0
	<i>Interest Revenue Totals</i>	\$8,648.00	\$0.00	\$8,648.00	\$0.00	\$0.00	\$0.00	\$8,648.00	0%
	REVENUE TOTALS	\$11,148.00	\$0.00	\$11,148.00	\$0.00	\$0.00	\$0.00	\$11,148.00	0%
EXPENSE									
Contractual Services									
53100	Conferences and Meetings	2,500.00	.00	2,500.00	.00	.00	.00	2,500.00	0
	<i>Contractual Services Totals</i>	\$2,500.00	\$0.00	\$2,500.00	\$0.00	\$0.00	\$0.00	\$2,500.00	0%
Contingency and Other									
89000	Addition to Fund Balance	8,648.00	.00	8,648.00	.00	.00	.00	8,648.00	0
	<i>Contingency and Other Totals</i>	\$8,648.00	\$0.00	\$8,648.00	\$0.00	\$0.00	\$0.00	\$8,648.00	0%
	EXPENSE TOTALS	\$11,148.00	\$0.00	\$11,148.00	\$0.00	\$0.00	\$0.00	\$11,148.00	0%
Fund 237 - Money Laundering - State's Atty Totals									
	REVENUE TOTALS	11,148.00	.00	11,148.00	.00	.00	.00	11,148.00	0%
	EXPENSE TOTALS	11,148.00	.00	11,148.00	.00	.00	.00	11,148.00	0%
Fund 237 - Money Laundering - State's Atty Totals									
		\$0.00	\$0.00	\$0.00	\$0.00	\$0.00	\$0.00	\$0.00	
Fund 490 - Kane County Law Enforcement									
REVENUE									
Fines									
36050	DUI Fines	40,000.00	.00	40,000.00	2,504.30	.00	10,866.07	29,133.93	27
	<i>Fines Totals</i>	\$40,000.00	\$0.00	\$40,000.00	\$2,504.30	\$0.00	\$10,866.07	\$29,133.93	27%
Interest Revenue									
38000	Investment Income	7,002.00	.00	7,002.00	.00	.00	.00	7,002.00	0
	<i>Interest Revenue Totals</i>	\$7,002.00	\$0.00	\$7,002.00	\$0.00	\$0.00	\$0.00	\$7,002.00	0%
Other									
39900	Fund Balance Utilization	59,000.00	.00	59,000.00	.00	.00	.00	59,000.00	0
	<i>Other Totals</i>	\$59,000.00	\$0.00	\$59,000.00	\$0.00	\$0.00	\$0.00	\$59,000.00	0%
	REVENUE TOTALS	\$106,002.00	\$0.00	\$106,002.00	\$2,504.30	\$0.00	\$10,866.07	\$95,135.93	10%



SAO Through February for JPS Committee

Fiscal Year to Date 02/29/24

Include Rollup Account and Rollup to Account

Account	Account Description	Adopted Budget	Budget Amendments	Amended Budget	Current Month Transactions	YTD Encumbrances	YTD Transactions	Budget - YTD Transactions	% Used/ Rec'd
Fund 490 - Kane County Law Enforcement									
EXPENSE									
<i>Personnel Services- Salaries & Wages</i>									
40000	Salaries and Wages	.00	.00	.00	.00	.00	2,250.00	(2,250.00)	+++
	<i>Personnel Services- Salaries & Wages Totals</i>	\$0.00	\$0.00	\$0.00	\$0.00	\$0.00	\$2,250.00	(\$2,250.00)	+++
<i>Personnel Services- Employee Benefits</i>									
45100	FICA/SS Contribution	.00	.00	.00	.00	.00	172.14	(172.14)	+++
	<i>Personnel Services- Employee Benefits Totals</i>	\$0.00	\$0.00	\$0.00	\$0.00	\$0.00	\$172.14	(\$172.14)	+++
<i>Contractual Services</i>									
50150	Contractual/Consulting Services	106,002.00	.00	106,002.00	425.00	.00	850.00	105,152.00	1
	<i>Contractual Services Totals</i>	\$106,002.00	\$0.00	\$106,002.00	\$425.00	\$0.00	\$850.00	\$105,152.00	1%
	EXPENSE TOTALS	\$106,002.00	\$0.00	\$106,002.00	\$425.00	\$0.00	\$3,272.14	\$102,729.86	3%
Fund 490 - Kane County Law Enforcement Totals									
	REVENUE TOTALS	106,002.00	.00	106,002.00	2,504.30	.00	10,866.07	95,135.93	10%
	EXPENSE TOTALS	106,002.00	.00	106,002.00	425.00	.00	3,272.14	102,729.86	3%
Fund 490 - Kane County Law Enforcement Totals		\$0.00	\$0.00	\$0.00	\$2,079.30	\$0.00	\$7,593.93	(\$7,593.93)	
Grand Totals									
	REVENUE TOTALS	6,600,647.00	.00	6,600,647.00	2,092,556.75	.00	2,566,707.45	4,033,939.55	39%
	EXPENSE TOTALS	18,069,254.00	.00	18,069,254.00	1,230,263.29	109,441.22	3,479,875.29	14,479,937.49	20%
	Grand Totals	(\$11,468,607.00)	\$0.00	(\$11,468,607.00)	\$862,293.46	(\$109,441.22)	(\$913,167.84)	(\$10,445,997.94)	



SAO Budget Performance FY 2023 Year in Review

Presented to JPS Committee
March 14, 2024



Jamie L. Mosser
Kane County State's Attorney

FY2025 SAO Budget

The FY2025 Budget Priorities and Calendar have been approved by the County Board

- There will be changes in the budget process
- Budget Kick-Off Meetings are scheduled within the next two weeks
- Mission and Outcome Forms will be due mid-April



FY2023 SAO Financial Performance

When making those changes to the future budget process, it is important to recognize the past financial performance of the SAO and unfunded mandates imposed on the SAO

- The following slides will summarize the SAO financial performance for FY2023 compared to the amended budget
- The financial information is still subject to various year-end adjustments, but is based upon the most current information available



FY2023 SAO Financial Performance

The State's Attorney's Office is operated through both the General Fund and Special Revenue Funds

- The General Fund includes the Criminal Division, the Collaborative Diversion program and the JJC Council
- The SAO budget also includes 16 Special Revenue Funds (7 major funds and 9 minor funds in terms of materiality)



FY2023 SAO General Fund

The FY2023 SAO Financial Performance within the General Fund was \$1.26M better than what was budgeted

- The total SAO General Fund revenues were nearly \$90,000 more than were budgeted
- The total SAO General Fund expenses were less than were budgeted by \$1,175,000



FY2023 SAO General Fund

As previously described, the SAO operations include several funds, not all of which have employees

- Employees are paid out of the General Fund, the Insurance Liability Fund (Civil Division) and six (6) other Special Revenue funds including Title IV-D, Drug Prosecution, Victim Coordinator Services, Domestic Violence, Child Advocacy Center and Records Automation



FY2023 SAO General Fund

Whenever it is appropriate, the SAO has transferred employees out of the General Fund into Special Revenue Funds, thus reducing the burden on the General Fund

- In FY2023 four employees originally budgeted in the General Fund were transferred into different Special Revenue Funds
- One ASA moved into Drug Prosecution, two Admin Assistants transferred into Victim Services as Advocates, and one ASA went into the CAC



FY2023 Payroll Budget Performance

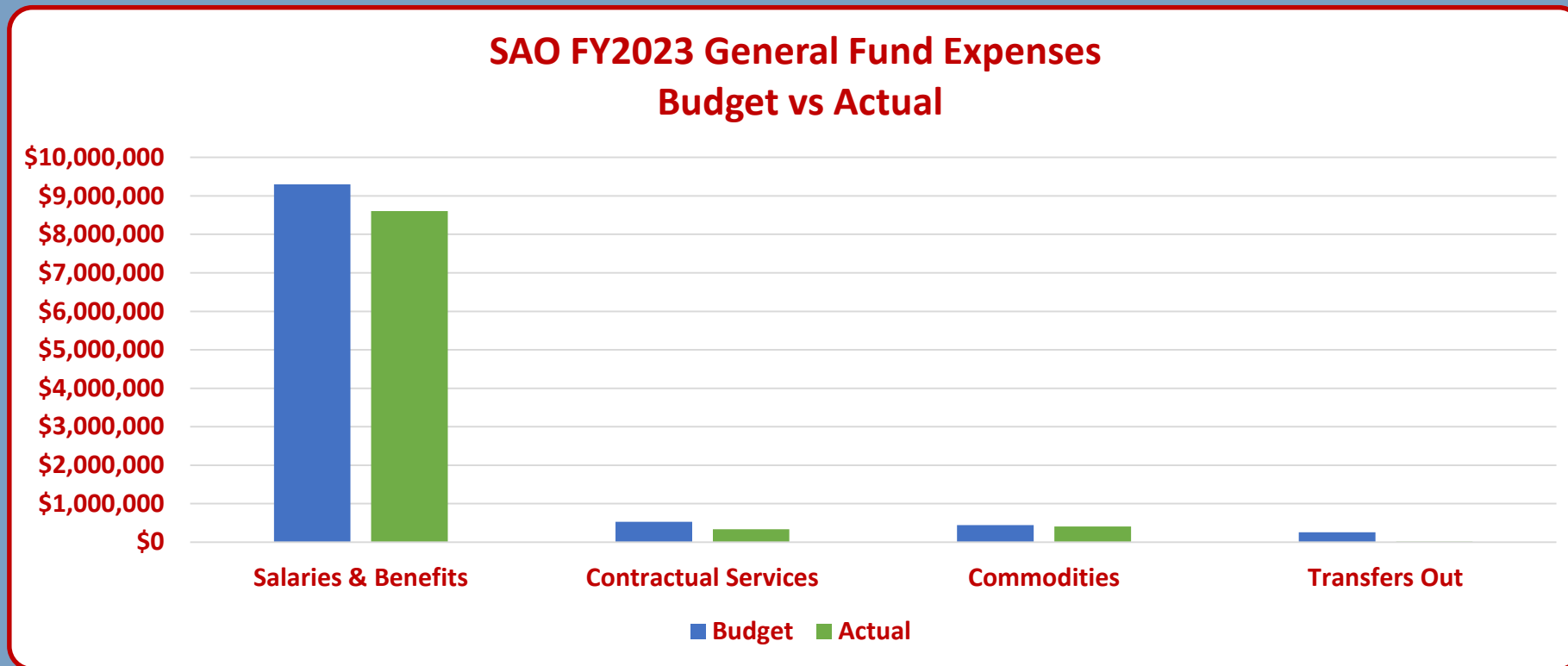
FY2023 SAO PAYROLL BUDGET PERFORMANCE

GL	Fund	FY2023 Amended Budget	FY2023 End Actual	Year Actual	Under/(Over) Amended Budget	Actual as % of Amended Budget
001.300.300.40000	General Fund - Criminal	7,275,859	6,932,486		343,373	95.28%
001.300.306.40000	Collaborative Diversion	294,729	290,128		4,601	98.44%
001.300.335.40000	JJC Council	28,216	12,708		15,508	45.04%
010.300.320.40000	Civil	1,298,543	1,258,967		39,576	96.95%
220.300.321.40000	Title IV-D	514,596	512,621		1,975	99.62%
221.300.322.40000	Drug Prosecution	265,534	355,638		(90,104)	133.93%
222.300.323.40000	Victim Coordinator	66,581	153,868		(87,287)	231.10%
222.300.331.40000	Victim Assist	44,499	30,051		14,448	67.53%
223.300.324.40000	Domestic Violence	196,101	216,012		(19,911)	110.15%
230.300.301.40000	Child Advocacy Center	993,723	1,089,182		(95,459)	109.61%
232.300.333.40000	Records Automation	35,273	35,682		(409)	101.16%
490.300.334.40000	KC Law Enforcement	0	8,813		(8,813)	N/A
		11,013,654	10,896,154		117,500	98.93%

* The amended budget shown does not include the re-instatement of \$125,000 in contingency hires
 Once that year-end adjustment has been recorded the SAO payroll will be under budget by \$242,500 for FY2023



FY2023 SAO Financial Performance



FY2023 SAO Special Revenue Funds

The SAO operates seven material Special Revenue Funds

- (1) Civil Division, (2) Title IV-D, (3) Drug Prosecution, (4) Victim Coordinator Services, (5) Domestic Violence, (6) Child Advocacy Center, and (7) Records Automation
- In FY23 the Drug Prosecution and Drug Asset Forfeiture Funds were merged to comply with the grant reporting requirements



FY2023 Special Revenue Funds

With the exception of the Civil Division, the remaining Special Revenue Funds are self-balancing

- Operational surpluses or deficits either add to, or reduce, existing fund balances specifically allocated to these operations
- The following slides will summarize FY2023 operations compared to the budget excluding budgeted fund utilization



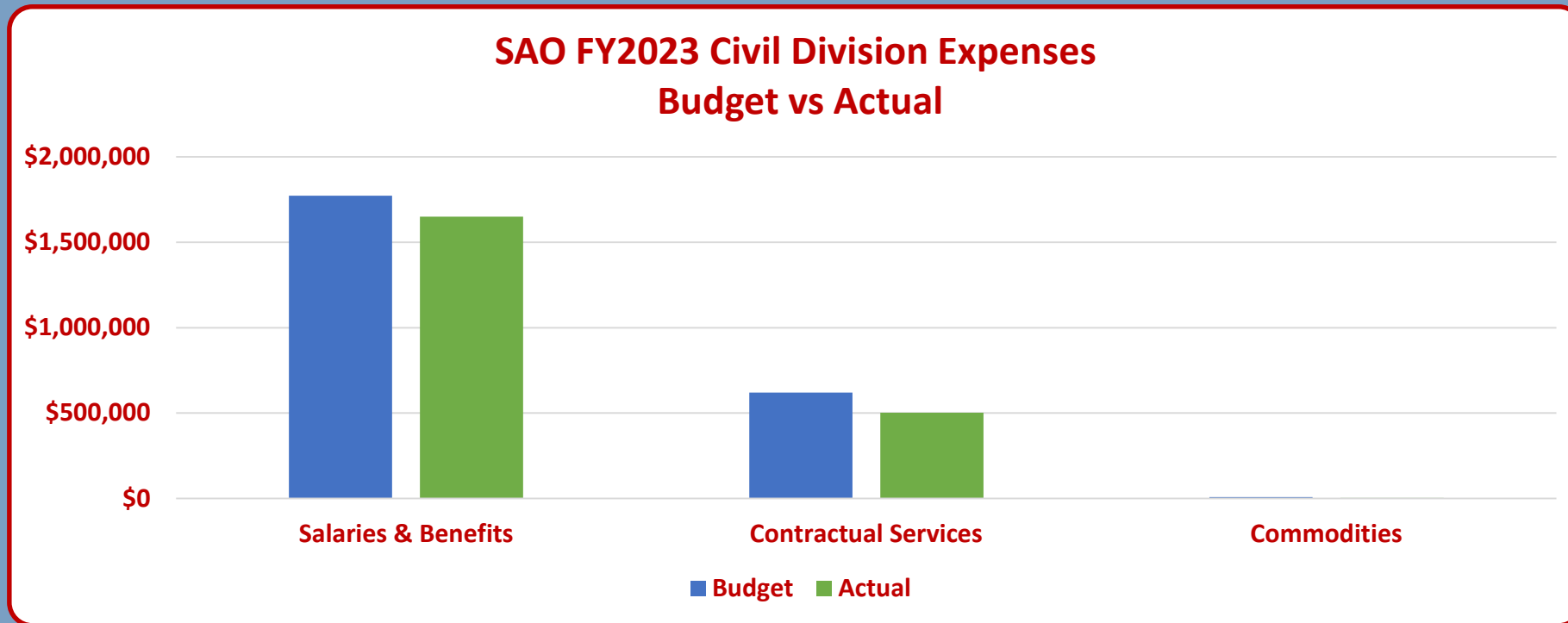
FY2023 SAO Civil Division

The Civil Division saved \$246,000 compared to the budget

- The Civil Division has no budgeted revenues, but the Insurance Liability Fund does receive funds from the property tax levy
- Civil Division expenses were \$246,000 less than budget
 - Due to temporary vacancies salaries were down by \$40,000
 - Due to changes in coverage insurance costs were down by \$83,000
 - External legal fees, trial notices and costs were down by \$107,000
 - Employee Training and Conferences were down by \$20,000



FY2023 SAO Financial Performance



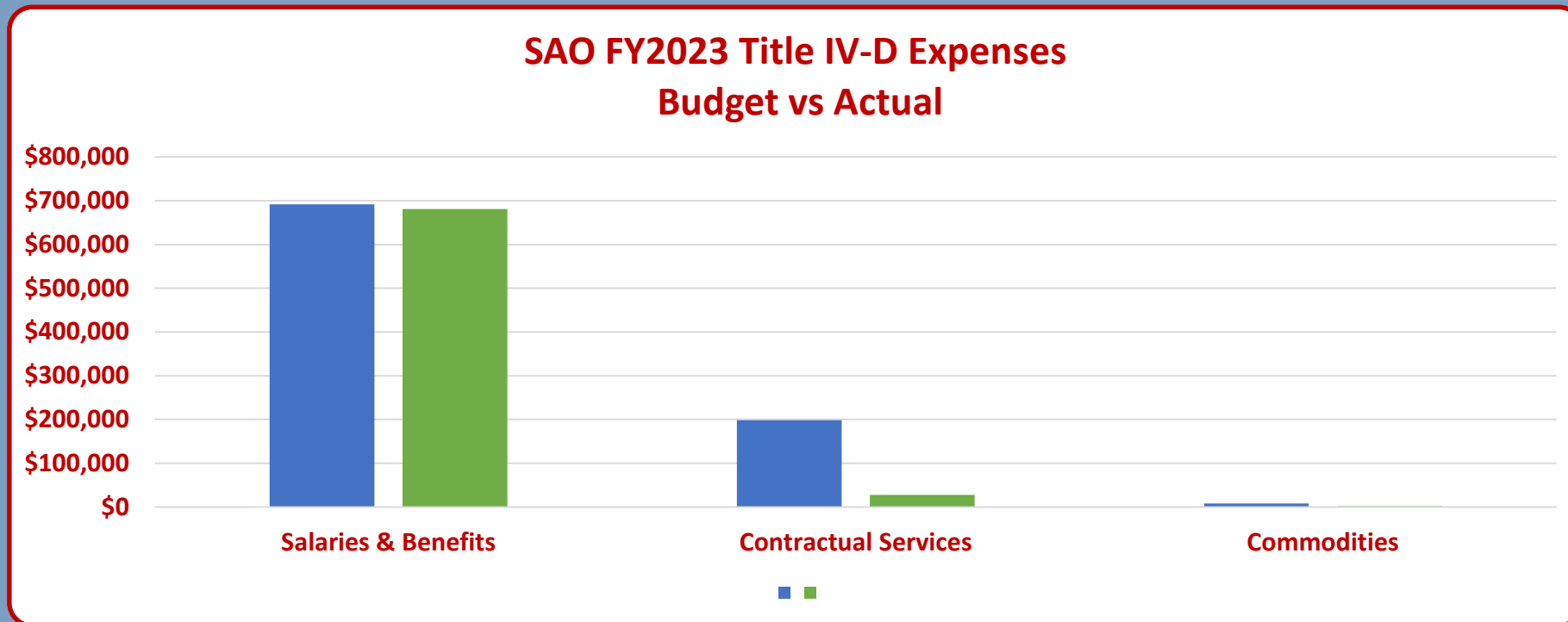
FY2023 Title IV-D Fund

The Title IV-D (Child Support) program generated a \$195,000 positive operational budget variance

- Grant Revenues were down slightly due to timing differences, but were more than offset by increased investment income
- Child Support expenses were substantially less than budget
 - Major cost savings were in the areas of contractual services, trial costs and employee training



FY2023 SAO Financial Performance



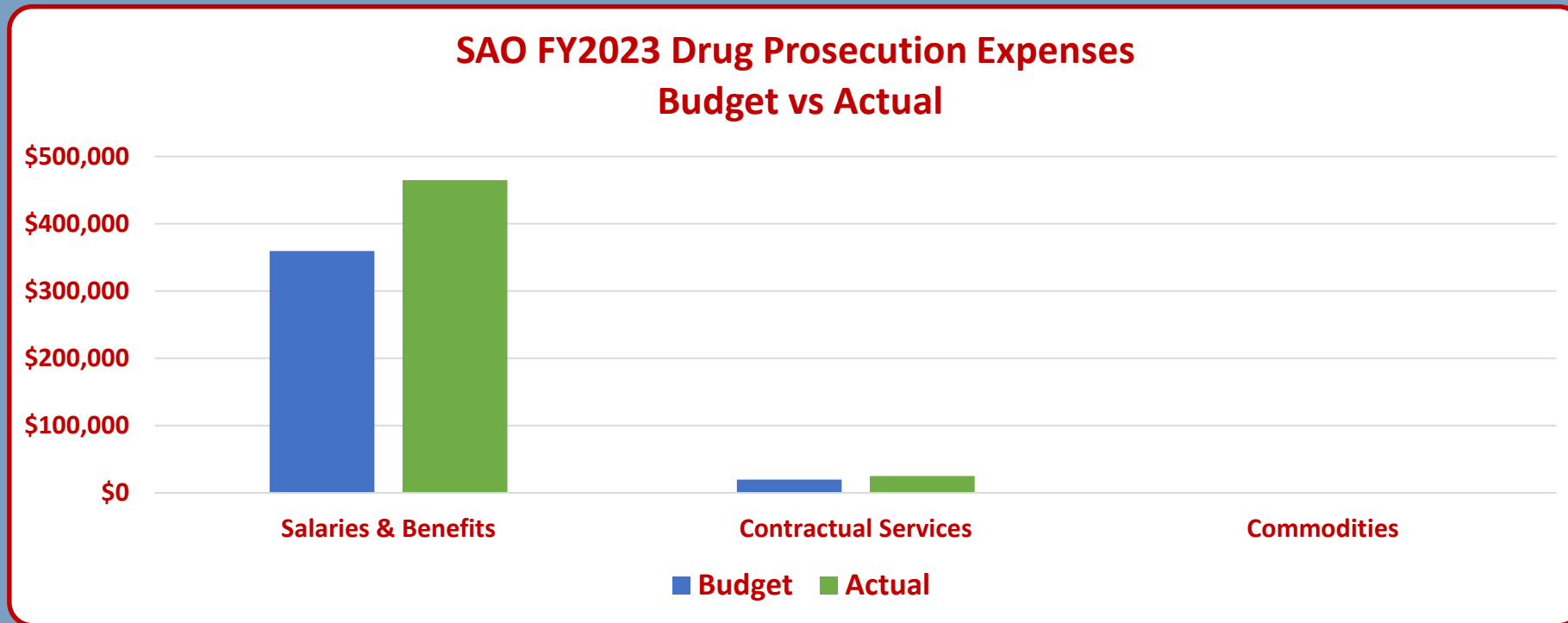
FY2023 Drug Prosecution

The Drug Prosecution and Drug Asset Forfeiture Funds were merged to comply with grant reporting requirements. Combined the program generated a \$48,000 negative operational budget variance.

- Drug Fines, Forfeited Funds and Interest Income were \$41,000 more than budget
- One ASA originally budgeted in the General Fund was transferred to the Drug Prosecution Unit resulting in a negative budget variance for salaries and fringe costs of \$105,000; and Court Reporter costs were \$6,000 over budget



FY2023 SAO Financial Performance



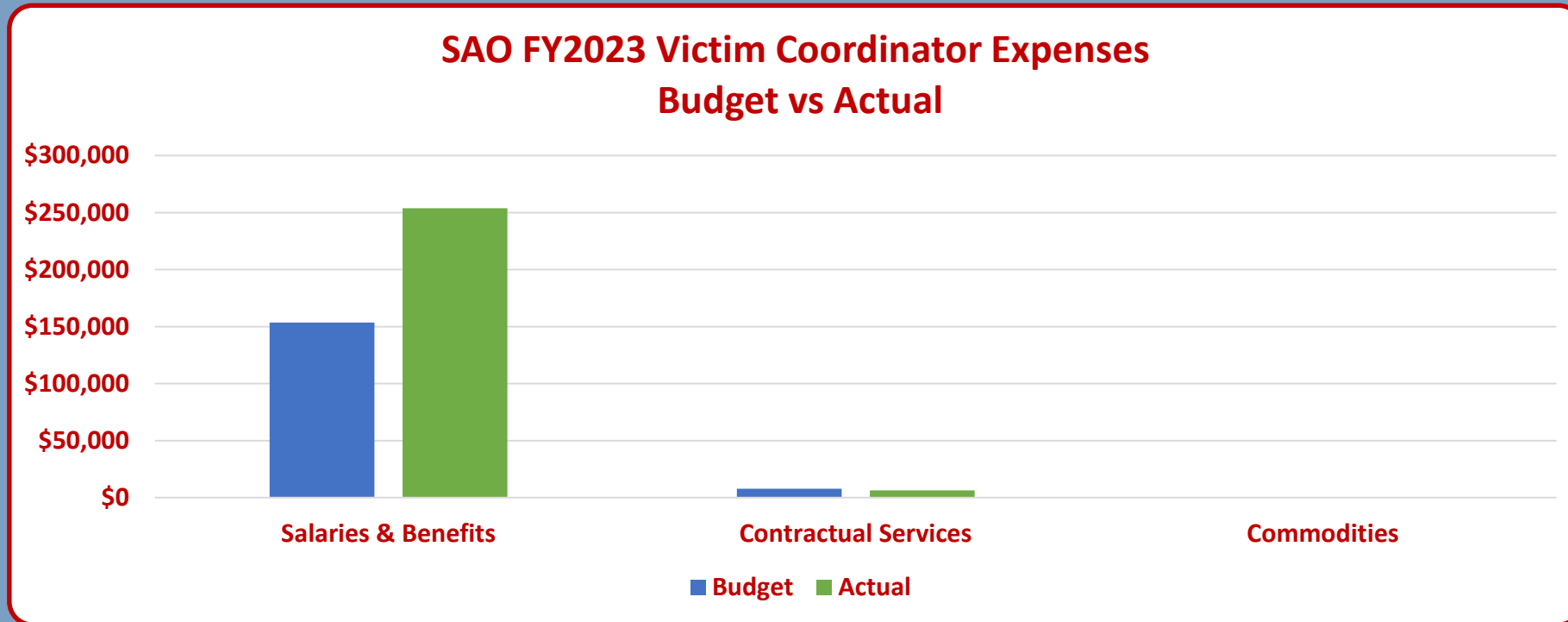
FY2023 Victim Coordinator Services

The Victim Coordinator Services resulted in a \$92,000 negative operational budget variance

- Grant Revenues were up approximately \$6,000 due to timing
- Expenses were over budget in the salaries and fringe costs
 - Two Advocates were transferred from the General Fund to Victim Coordinator Services adding salaries which exceeded budget by \$73,000
 - Related health/dental insurance changes accounted for additional \$28,000 negative variance



FY2023 SAO Financial Performance



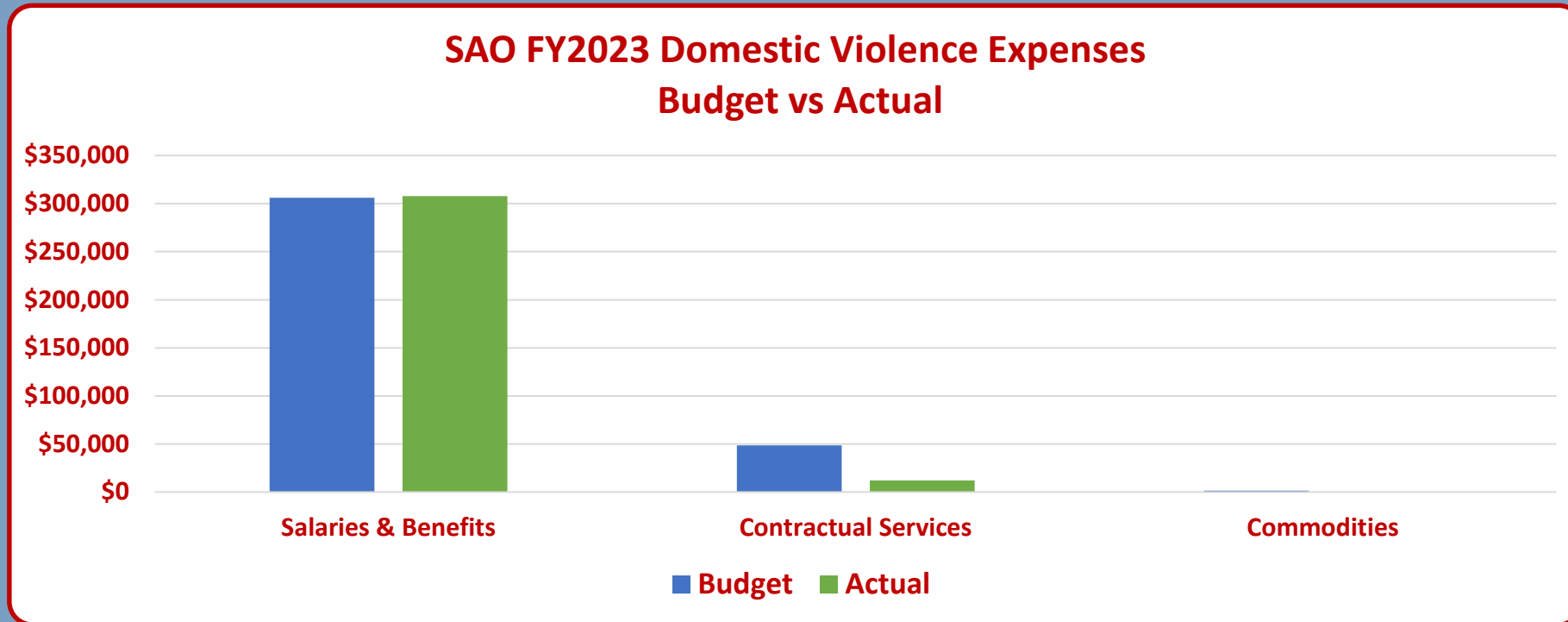
FY2023 Domestic Violence

The Domestic Violence unit operations resulted in a \$36,000 positive operational budget variance

- Domestic Violence is funded entirely by the Riverboat Grant, and a small amount of interest which exceeded the budget by \$8,000
- Expenses were under budget by \$36,000
 - Consulting services and trial costs were \$26,000 under budget
 - Employee training and conferences were \$8,000 under budget



FY2023 SAO Financial Performance



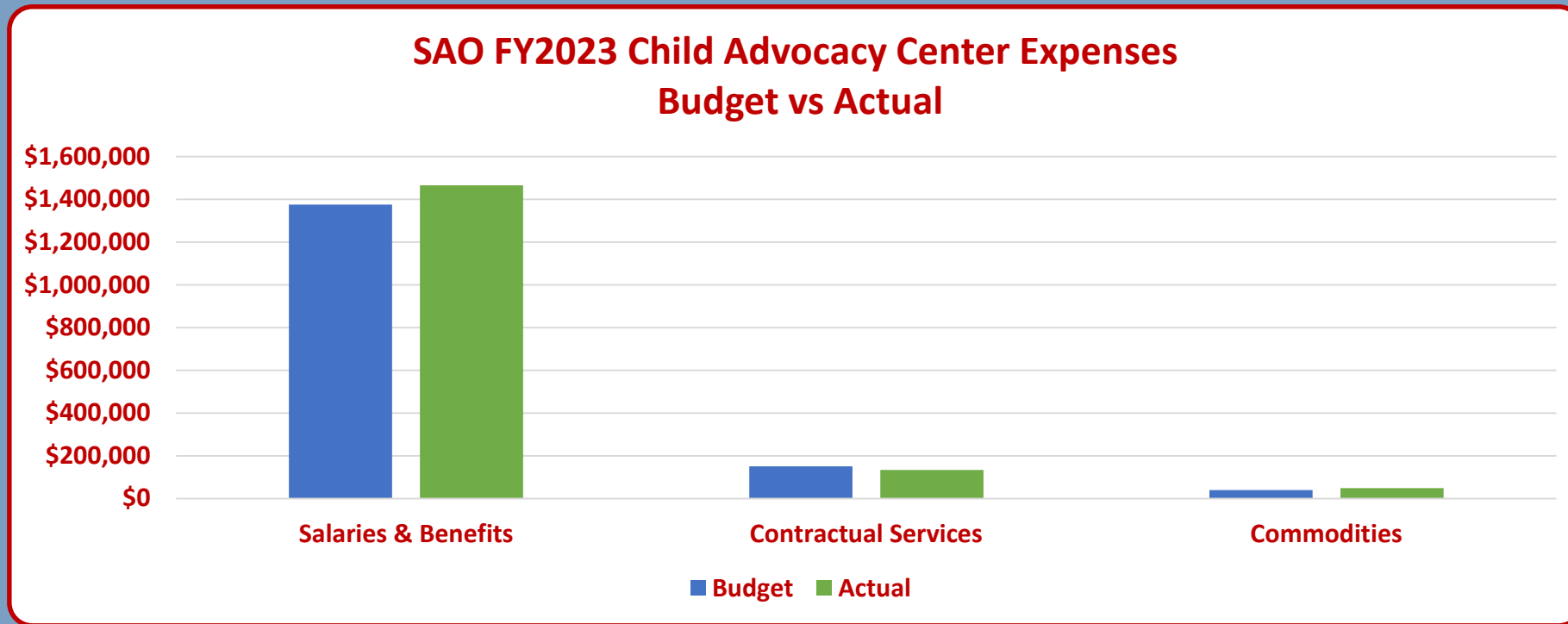
FY2023 Child Advocacy Center

The CAC operations generated a \$104,000 positive operational budget variance

- While Grant Revenues were down \$20,000 due to timing, CAC Fees were up \$180,000 due to the increased demands for services. Interest income was \$27,000 better than budget
- One ASA was transferred from the General Fund to the CAC, as a result the Salaries & Benefits were \$90,000 over budget



FY2023 SAO Financial Performance



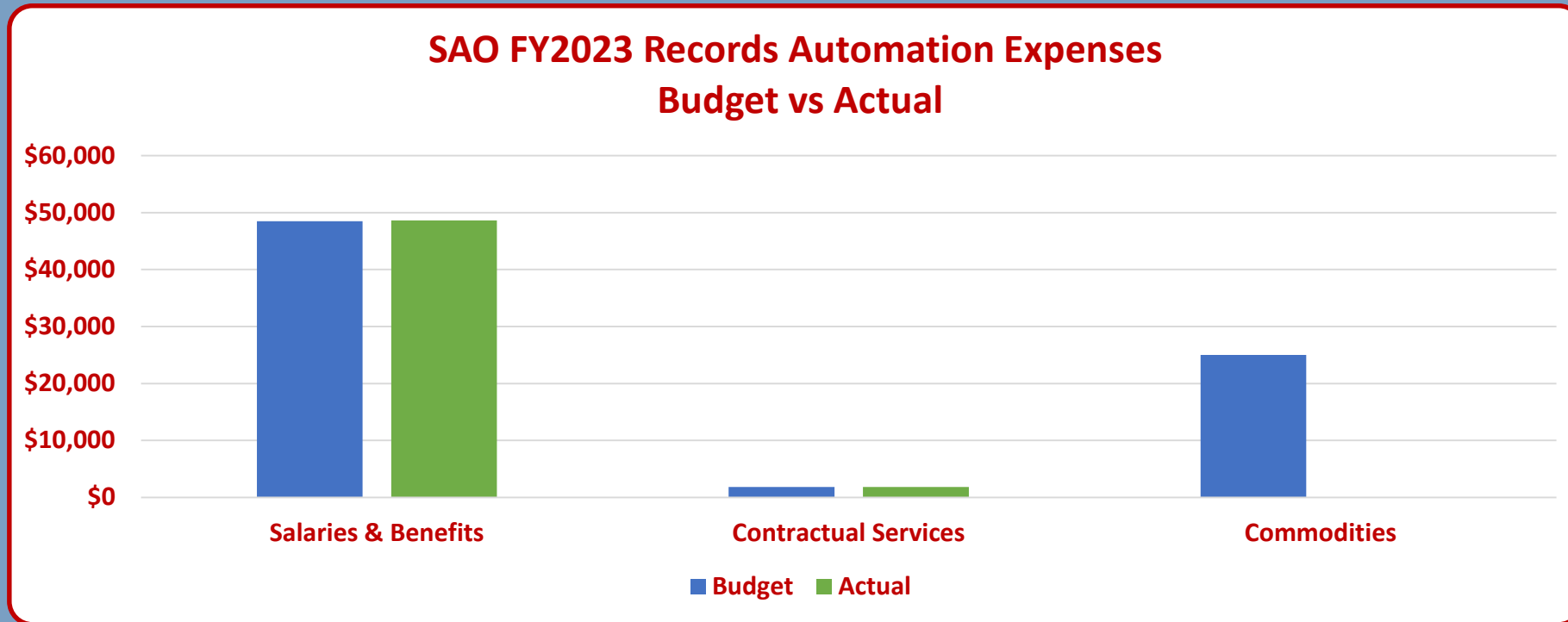
FY2023 SAO Records Automation

Records Automation operations generated a positive operational budget variance of \$18,000

- Records Automation fees were \$10,000 less than budget but Interest Income was \$3,000 more than budget
- Expenses were under budget by \$25,000 due to the deferred purchase of budgeted computer hardware



FY2023 SAO Financial Performance



FY2023 Other Special Revenue Funds

Collectively, the other eight Special Revenue Funds were less than \$3,000 over budget



Year to Year Increased Caseloads

The Annual Report for 2023 is not yet complete and will be presented at a later date

Although the complete statistics are still being developed there are some interesting comparisons to 2022



Year to Year Increased Caseloads

Murder cases are some of the most difficult and time consuming cases. In 2023 there were 14 murder cases charged – an increase of 40% over the prior year

There were 2,767 new felony filings – a 15% increase over 2022 and was the highest total in the past 10 years

435 new felony drug cases were filed in 2023 – an uptick of more than 3%



Year to Year Increased Caseloads

Special Victims cases filings were up over 2022

Sexual assault and abuse cases were up by 39%

Child pornography cases were up by 50%

The SAO works with 34 police agencies in Kane County

Screenings for felony charges rose by 843 – an increase of 40%



Changes in Mandated Requirements

Legislative changes – including the SAFE-T Act and the Pretrial Fairness Act – continue to create additional burden on the SAO



Questions?



STATE OF ILLINOIS)

SS.

COUNTY OF KANE)

RESOLUTION NO. TMP-24-2007

AUTHORIZING THE PURCHASE OF THREE VEHICLES FOR THE STATE'S ATTORNEY'S OFFICE

WHEREAS, the Kane County State's Attorney's Office employs personnel to meet the needs and provide safety for the citizens of Kane County who require appropriate vehicles to carry out their duties; and

WHEREAS, two of those vehicles currently in the fleet of the State's Attorney's Office need to be replaced, as detailed in the Vehicle Request Report included, and one vehicle needs to be replaced, as detailed in the Vehicle Request Report included, and vehicle needs to be added to the fleet, there is a need to acquire three (3) new vehicles; and

WHEREAS, the State's Attorney's Office has need to acquire three (3) new 2024 Ford Escapes (ST-Line Hybrid) to be used by investigators.

WHEREAS, the State's Attorney's Office received quotations from four (4) local vendors, and determined that the most responsible vendor is Hawk Ford St. Charles for a total purchase price of three (3) new Ford Escapes (ST-Line Hybrid) for a total price of One Hundred Nine Thousand, Six Hundred Ninety-Eight and 09/100 Dollars (\$109,698.09)

NOW, THEREFORE, BE IT RESOLVED that the Kane County Board and the Chairman thereof, authorizes the Kane County State's Attorney to enter into a series of purchase agreements with Hawk Ford of St. Charles, Illinois for a total to not exceed One Hundred Nine Thousand, Six Hundred Ninety-Eight and 09/100 Dollars (\$109,698.09) for the purchase of three (3) 2024 Ford Escapes (ST-Line Hybrid) for the investigators at the State's Attorney's Office.

Line Item: 001.300.300.70070 & 230.300.301.70070

Line Item Description: Automotive Equipment

Was Personnel/Item/Service approved in original budget or a subsequent budget revision? Yes

Are funds currently available for this Personnel/Item/Service in the specific line item? Yes

If funds are not currently available in the specified line item, where are the funds available? N/A

Passed by the Kane County Board on April 9, 2024.

John A. Cunningham, MBA, JD, JD
Clerk, County Board
Kane County, Illinois

Corinne M. Pierog MA, MBA
Chairman, County Board
Kane County, Illinois

Vote:



RESOLUTION / ORDINANCE EXECUTIVE SUMMARY ADDENDUM

Title

Authorizing the Purchase of Three Vehicles for the State's Attorney's Office

Committee Flow:

Administration Committee, Judicial/Public Safety Committee, Finance Committee, Executive Committee, County Board

Contact:

Jaime Mosser, 630.444.3290

Budget Information:

Was this item budgeted? Yes	Appropriation Amount: \$109,698.09
If not budgeted, explain funding source: N/A	

Summary:

The State's Attorney's Office needs to add one additional vehicle to the fleet for the use of investigators, and to replace two existing vehicles. The vehicles being replaced were evaluated last August by KDOT and met the requirements for replacement.

The State's Attorney's Office received proposals from four different local vendors, and Hawk Ford of St. Charles was determined to be the most responsible vendor – both in terms of price and availability.

The total purchase price of the three vehicles on this resolution is less than what was included in the FY24 budget.



Purchase Agreement

DJ Bermudez
 Hawk Ford of St.Charles
 2525 E. Main St
 St. Charles, IL 60174

Buyer	Co-Buyer	Vehicle
Kane County Kane County 719 S Batavia Ave Geneva, IL 60134 E: (331) 286-7450 gorgasjoseph@kanecountyil.gov		2024 Ford Escape ST-Line VIN: 1FMCU0MZXRUA03676 Stock #: F240105 Mileage: 8 Color: Vapor Blue Metallic

Customer Trade							
	Year	Make	Model	VIN	Engine	Mileage	Payoff
0	0						\$0.00

Term	Cash Down		
	0.00	0.00	0.00
Term	Payments		
0	\$36,097 to \$36,117	\$36,097 to \$36,117	\$36,097 to \$36,117

Purchase Details	
Retail Price:	\$36,030.00
Sales Price:	\$35,530.00
Savings:	\$500.00
Accessories:	\$0.00
Service Contract:	\$0.00
License & Title :	\$173.00
Doc & ERT Fee:	\$393.03
Total Taxes:	\$0.00
Total Sales Price:	\$36,096.03
Trade Allowance:	\$0.00
Trade Payoff:	\$0.00
Trade Equity:	\$0.00
Rebate:	\$0.00
Cash Down:	\$0.00
Amount Financed:	\$36,096.03

X

 Customer Signature

X

 Manager Signature

 Date

 Date

Disclaimer:

Printed 2/20/24 1:02 PM

With approved credit
 Price quote good for 5 days

LOU-007260 IL

9-NORMAL, NB, 107260, PL141 3382

120231122 1363

ULC CERT CERT CERT U TRD W IL RAMP BUMP CAMP BOOK EXFL ROTA

018209 1364/2010

1FMCU0MZ

RUA03676 NB GU13

VEHICLE DESCRIPTION

ESCAPE FWD

RU A03676



ford.com

2024 ST LINE FWD HEV
106.7" WHEELBASE
2.5L I-4VCT ATK I-4 HYB ENG
ECVT TRANSMISSION

EXTERIOR VAPOR BLUE METALLIC
INTERIOR EBONY PART VNYL/CLTH&RED STI

STANDARD EQUIPMENT INCLUDED AT NO EXTRA CHARGE

EXTERIOR

- ACTIVE GRILLE SHUTTERS
- EASY FUEL® CAPLESS FILLER
- ELECTR FUEL DOOR RELEASE
- GRILLE - BLACK MESH
- HEADLAMP COURTESY DELAY
- HEADLAMPS - AUTO LED
- PRIVACY GLASS - REAR DOORS
- REAR INT WIPER/WASH/DFRST
- REAR SPOILER, ST UNIQUE
- ROOF-RACK SIDE RAILS-BLACK
- ST-LINE BADGING
- TAILLAMPS-LED
- UNIQUE REAR SKID PLATES

INTERIOR

- 1-TOUCH DOWN DRIVER WINDOW
- ALUMINUM SPORT PEDALS
- CLTH/VNYL BKT FRONT SEATS
- DUAL ZONE AUTO CLIMATE CTL
- MAP POCKETS-PASSENGER
- POWERPOINTS - 12V
- REAR SEAT CUPHOLDERS AND ARMREST
- RED STITCH ACCENTS
- ROTARY GEAR SHIFT DIAL
- SPORT BUCKET FRONT SEATS
- STEERING WHEEL - FLAT
- BOTTOM W/ RED STITCH
- USB A AND C

FUNCTIONAL

- BLIS W/CROSS-TRAFFIC ALERT
- ELECTRIC PARKING BRAKE
- FORDPASS™ CONNECT
- INTELLIGENT ACCESS W/PUSH BUTTON START
- PEDESTRIAN ALERT SOUNDER
- REAR SEAT CUPHOLDERS AND ARMREST
- REFRESH95
- SIRIUSXM® W/360L- NA AK&HI

SAFETY/SECURITY

- ADVANCETRA™ WITH RSC®
- AIRBAG - DRIVER KNEE
- AIRBAGS - DUAL STAGE FRONT
- AIRBAGS - FRONT SEAT
- MOUNTED SIDE IMPACT
- AIRBAGS - SAFETY CANOPY®
- LATCH CHILD SAFETY SYSTEM
- SOS POST-CRASH ALERT SYS™
- TIRE PRESSURE MONIT SYS

WARRANTY

- 3YR/36,000 BUMPER / BUMPER
- 5YR/60,000 ROADSIDE ASSIST
- 8YR/100,000 HYBRID UNIQUE COMPONENTS

INCLUDED ON THIS VEHICLE	(MSRP)	PRICE INFORMATION	(MSRP)
EQUIPMENT GROUP 301A		BASE PRICE	\$33,340.00
		TOTAL OPTIONS/OTHER	1,195.00
OPTIONAL EQUIPMENT/OTHER		TOTAL VEHICLE & OPTIONS/OTHER	34,535.00
.18" ROCK MET PAINTED WHEEL		DESTINATION & DELIVERY	1,495.00
.225/60R18 100H A/S BSW TIRES			
COLD WEATHER PACKAGE	995.00		
.HEATED STEERING WHEEL			
.MIRROR-PWR/HTD GLASS			
.REMOTE START SYSTEM			
.HEATED FRONT ROW SEATS			
FLR LINERS FR-RR W/CRPT MATS	200.00		
FRONT LICENSE PLATE BRACKET	NO CHARGE		

RAMP ONE		TOTAL MSRP \$36,030.00
CX18		
RAMP TWO		<p>Whether you decide to lease or finance your vehicle, you'll find the choices that are right for you. See your dealer for details or visit www.ford.com/finance.</p>
	CONVOY ITEM #: 41-1000 O/T 2	
<p>This label is affixed pursuant to the Federal Automobile Information Disclosure Act. Gasoline, License, and Title Fees, State and Local taxes are not included. Dealer installed options or accessories are not included unless listed above.</p>		PL141 N RB 2X 420 007260 11 14 23

EPA DOT Fuel Economy and Environment Gasoline Vehicle

Fuel Economy

39 MPG combined city/hwy
42 city
36 highway

Small SUVs range from 14 to 123 MPG. The best vehicle rates 140 MPGe.

You save \$2,750 in fuel costs over 5 years compared to the average new vehicle.

2.6 gallons per 100 miles

Annual fuel cost \$1,400

Fuel Economy & Greenhouse Gas Rating (tailpipe only) **7** (Best)

Smog Rating (tailpipe only) **8** (Best)

This vehicle emits 225 grams CO₂ per mile. The best emits 0 grams per mile (tailpipe only). Producing and distributing fuel also create emissions; learn more at fuelconomy.gov.

Actual results will vary for many reasons, including driving conditions and how you drive and maintain your vehicle. The average new vehicle gets 28 MPG and costs \$9,750 to fuel over 5 years. Cost estimates are based on 15,000 miles per year at \$3.00 per gallon. MPGe is miles per gasoline gallon equivalent. Vehicle emissions are a significant cause of climate change and smog.

fuelconomy.gov
Calculate personalized estimates and compare vehicles

Smartphone QR Code

GOVERNMENT 5-STAR SAFETY RATINGS

Overall Vehicle Score ★★★★★
Based on the combined ratings of frontal, side and rollover. Should ONLY be compared to other vehicles of similar size and weight.

Frontal Crash	Driver	★★★★★
	Passenger	★★★★★

Based on the risk of injury in a frontal impact. Should ONLY be compared to other vehicles of similar size and weight.

Side Crash	Front seat	★★★★★
	Rear seat	★★★★★

Based on the risk of injury in a side impact.

Rollover ★★★★★
Based on the risk of rollover in a single-vehicle crash.

Star ratings range from 1 to 5 stars (★★★★★), with 5 being the highest. Source: National Highway Traffic Safety Administration (NHTSA). www.safercar.gov or 1-888-327-4236

FordPass Connect™

Download the FordPass™ app* and you can:

Access Vehicle Control Features

- Remotely start, lock and unlock your vehicle.
- Locate your vehicle and check approximate fuel range.
- Receive vehicle health alerts.

Activate 4G LTE Wi-Fi Hotspot

- New vehicles include a 3-month or 3GB data (whichever comes first) Wi-Fi trial.
- Connect up to ten Wi-Fi-equipped devices.

*Requires vehicle with compatible FordPass Connect™ hardware. See dealer for details. ©2023 Ford Motor Company. All rights reserved. Ford, FordPass, FordPass Connect, FordPass Connect app, and FordPass Connect logo are trademarks of Ford Motor Company. All other marks are the property of their respective owners.

The FordPass Connect™ program is active and sending vehicle data (e.g. diagnostics) to Ford. See in-vehicle Settings for connectivity options.

FORD PROTECT™

Insist on Ford Protect! The only extended service plan fully backed by Ford and honored at every Ford dealership in the U.S., Canada and Mexico. See your Ford dealer or visit www.FordOwner.com.

1FMCU0MZXRUA03676

WARNING: Operating, servicing and maintaining a passenger vehicle, pickup truck, van, or off-road vehicle can expose you to chemicals including engine exhaust, carbon monoxide, phthalates, and lead, which are known to the State of California to cause cancer and birth defects or other reproductive harm. To minimize exposure, avoid breathing exhaust, do not idle the engine except as necessary, service your vehicle in a well-ventilated area and wear gloves or wash your hands frequently when servicing your vehicle. For more information go to www.P65Warnings.ca.gov/passenger-vehicle.

SCAN OR TEXT 1FUA03676 TO 8005

Msg & Data rates may apply. Text HELP for help.

www.ford.com/help/privacy-terms/



Purchase Agreement

DJ Bermudez
 Hawk Ford of St.Charles
 2525 E. Main St
 St. Charles, IL 60174

Buyer	Co-Buyer	Vehicle
Kane County Kane County 719 S Batavia Ave Geneva, IL 60134 E: (331) 286-7450 gorgasjoseph@kanecountyil.gov		2024 Ford Escape ST-Line VIN: 1FMCUOMZXRUA44874 Stock #: Mileage: 10 Color: Star White Metallic

Customer Trade							
	Year	Make	Model	VIN	Engine	Mileage	Payoff
0	0						\$0.00

Term	Cash Down		
	0.00	0.00	0.00
Term	Payments		
0	\$37,557 to \$37,577	\$37,557 to \$37,577	\$37,557 to \$37,577

Purchase Details	
Retail Price:	\$37,490.00
Sales Price:	\$36,990.00
Savings:	\$500.00
Accessories:	\$0.00
Service Contract:	\$0.00
License & Title :	\$173.00
Doc & ERT Fee:	\$393.03
Total Taxes:	\$0.00
Total Sales Price:	\$37,556.03
Trade Allowance:	\$0.00
Trade Payoff:	\$0.00
Trade Equity:	\$0.00
Rebate:	\$0.00
Cash Down:	\$0.00
Amount Financed:	\$37,556.03

X

 Customer Signature

X

 Manager Signature

 Date

 Date

Disclaimer:

Printed 2/20/24 1:03 PM

With approved credit
 Price quote good for 5 days

LOU-009472 IL

9-NORMAL, NB, 10 9472, RB151 2595

120240222 6492

ULC CERT CERT CERT TRD RAMP BUMP CAMP BOOK EXFL ROTA

021964 1553/2133

1FMC00MZK RUA44874 NB

GU13

VEHICLE DESCRIPTION

ESCAPE FWD

RU A44874



ford.com

2024 ST LINE FWD HEV
106.7" WHEELBASE
2.5L I-VCT ATK I-4 HYB ENG
ECVT TRANSMISSION

EXTERIOR
STAR WHITE METALLIC TRI-COA
INTERIOR
EBNY PART VNYL/CLTH&RED STI

STANDARD EQUIPMENT INCLUDED AT NO EXTRA CHARGE

EXTERIOR

- ACTIVE GRILLE SHUTTERS
- EASY FUEL CAPLESS FILLER
- ELECTR FUEL DOOR RELEASE
- GRILLE - BLACK MESH
- HEADLAMP COURTESY DELAY
- HEADLAMPS - AUTO LED
- PRIVACY GLASS - REAR DOORS
- REAR INT WIPER/WASH/DFRST
- REAR SPOILER, ST UNIQU
- ROOF-RACK SIDE RAILS-BLACK
- ST-LINE BADGING
- TAIL LAMPS-LED
- UNIQUE REAR SKID PLATES

INTERIOR

- 1-TOUCH DOWN DRIVER WINDOW
- ALUMINUM SPORT PEDALS
- CLTH/VINYL BKT FRONT SEATS
- DUAL ZONE AUTO CLIMATE CTL
- MAP POCKETS-PASSENGER
- POWERPOINTS - 12V
- REAR SEAT CUPHOLDERS AND ARMREST
- RED STITCH ACCENTS
- ROTARY GEAR SHIFT DIAL
- SPORT BUCKET FRONT SEATS
- STEERING WHEEL - FLAT
- BOTTOM W/ RED STITCH
- USB A AND C

FUNCTIONAL

- BLIS W/CROSS-TRAFFIC ALERT
- ELECTRIC PARKING BRAKE
- FORDPASS™ CONNECT
- INTELLIGENT ACCESS W/PUSH BUTTON START
- PEDESTRIAN ALERT SOUNDER
- REFRESH95
- SIRIUSXM® W/360L- NA AK&HI

SAFETY/SECURITY

- ADVANCETRAC™ WITH RSC®
- AIRBAG - DRIVER KNEE
- AIRBAGS - DUAL STAGE FRONT
- AIRBAGS - FRONT SEAT MOUNTED SIDE IMPACT
- AIRBAGS - SAFETY CANOPY®
- LATCH CHILD SAFETY SYSTEM
- SOS POST-CRASH ALERT SYS™
- TIRE PRESSURE MONIT SYS

WARRANTY

- 3YR/36,000 BUMPER / BUMPER
- 5YR/60,000 ROADSIDE ASSIST
- 8YR/100,000 HYBRID
- UNIQUE COMPONENTS

INCLUDED ON THIS VEHICLE

(MSRP)

EQUIPMENT GROUP 301A

OPTIONAL EQUIPMENT/OTHER

2024 MODEL YEAR	
STAR WHITE METALLIC TRI-COAT	995.00
.18" ROCK MET PAINTED WHEEL	
225/60R18 100H A/S BSW TIRES	
COLD WEATHER PACKAGE	995.00
.HEATED STEERING WHEEL	
.MIRROR-PWR/HTD GLASS	
.REMOTE START SYSTEM	
.HEATED FRONT ROW SEATS	
EASY ACCESS CARGO SHADE	135.00
FLR LINERS FR-RR W/CRPT MATS	200.00
CARGO MAT	100.00
FRONT LICENSE PLATE BRACKET	NO CHARGE

DEALER INSTALLED OPTIONS

Wheel-Locking Exposed Lug Nuts	80.00
--------------------------------	-------

PRICE INFORMATION

BASE PRICE	\$33,490.00
TOTAL OPTIONS/OTHER	2,505.00
TOTAL VEHICLE & OPTIONS/OTHER DESTINATION & DELIVERY	35,995.00
	1,495.00

EPA DOT Fuel Economy and Environment

Gasoline Vehicle

Fuel Economy

39 MPG
combined city/hwy

42 MPG
city

36 MPG
highway

2.6 gallons per 100 miles

Small SUVs range from 14 to 123 MPG. The best vehicle rates 140 MPGe.

You save \$2,750
in fuel costs over 5 years compared to the average new vehicle.

Annual fuel cost \$1,400

Fuel Economy & Greenhouse Gas Rating (EPA city only) Smog Rating (EPA city only)



This vehicle emits 225 grams CO₂ per mile. The best emits 0 grams per mile (tailpipe only). Producing and distributing fuel also create emissions; learn more at fuel-economy.gov.

Actual results will vary for many reasons, including driving conditions and how you drive and maintain your vehicle. The average new vehicle gets 28 MPG and costs \$9,750 to fuel over 5 years. Cost estimates are based on 15,000 miles per year at \$3.60 per gallon. MPGe is miles per gasoline gallon equivalent. Vehicle emissions are a significant cause of climate change and smog.

fuel economy gov

Calculate personalized estimates and compare vehicles



GOVERNMENT 5-STAR SAFETY RATINGS

Overall Vehicle Score ★★★★★

Based on the combined ratings of frontal, side and rollover. Should ONLY be compared to other vehicles of similar size and weight.

Frontal Crash Driver Passenger ★★★★★

Based on the risk of injury in a frontal impact. Should ONLY be compared to other vehicles of similar size and weight.

Side Crash Front seat Rear seat ★★★★★

Based on the risk of injury in a side impact.

Rollover ★★★★★

Based on the risk of rollover in a single-vehicle crash.

Star ratings range from 1 to 5 stars (★★★★★), with 5 being the highest.

Source: National Highway Traffic Safety Administration (NHTSA).

www.safercar.gov or 1-888-327-4236

FordPass Connect™

Download the FordPass™ app* and you can:

- Access Vehicle Control Features
- Remotely start, lock and unlock your vehicle.
- Locate your vehicle and check approximate fuel range.
- Receive vehicle health alerts.

- Activate 4G LTE Wi-Fi Hotspot
- New vehicles include a 3-month or 3GB data (whichever comes first) Wi-Fi trial.
- Connect up to 10 Wi-Fi-equipped devices.

*Requires an active smartphone and internet connection. See ford.com/fordpass for details. †Data speeds may vary. ‡Data usage may vary. †††Data speeds may vary. ††††Data speeds may vary. †††††Data speeds may vary.

The FordPass Connect™ modem is active and sending vehicle data (i.e., diagnostics) to Ford. See in-vehicle Settings for connectivity options.

Ford FORD PROTECT

Insist on Ford Protect! The only extended service plan fully backed by Ford and honored at every Ford dealership in the U.S., Canada and Mexico. See your Ford dealer or visit www.FordOwner.com.

SCAN QR OR TEXT 1F2RUA44874 TO 80029



www.ford.com/help/privacy-terms/

RAMP ONE	CX18	CONVOY	TOTAL MSRP \$37,490.00 Whether you decide to lease or finance your vehicle, you'll find the choices that are right for you. See your dealer for details or visit www.ford.com/finance .
RAMP TWO	ITEM #:		
This label is affixed pursuant to the Federal Automobile Information Disclosure Act. Gasoline, License, and Title Fees, State and Local taxes are not included. Dealer installed options or accessories are not included unless listed above.			RB151 N RB 2X 430 009472 02 15 24

1FMCU0MZXRUA44874

WARNING: Operating, servicing and maintaining a passenger vehicle, pickup truck, van, or off-road vehicle can expose you to chemicals including engine exhaust, carbon monoxide, phthalates, and lead, which are known to the State of California to cause cancer and birth defects or other reproductive harm. To minimize exposure, avoid breathing exhaust, do not idle the engine except as necessary, service your vehicle in a well-ventilated area and wear gloves or wash your hands frequently when servicing your vehicle. For more information go to www.P65Warnings.ca.gov/passenger-vehicle.

02/16/2024

1202402226492



Purchase Agreement

DJ Bermudez
 Hawk Ford of St.Charles
 2525 E. Main St
 St. Charles, IL 60174

Buyer	Co-Buyer	Vehicle
Kane County Kane County 719 S Batavia Ave Geneva, IL 60134 E: (331) 286-7450 gorgasjoseph@kanecountyil.gov		2024 Ford Escape ST-Line VIN: IFMCUOMZORUA10944 Stock #: Mileage: 10 Color: Agate Black Metallic

Customer Trade							
	Year	Make	Model	VIN	Engine	Mileage	Payoff
0	0						\$0.00

Term	Cash Down		
	0.00	0.00	0.00
Term	Payments		
0	\$36,047 to \$36,067	\$36,047 to \$36,067	\$36,047 to \$36,067

Purchase Details	
Retail Price:	\$35,980.00
Sales Price:	\$35,480.00
Savings:	\$500.00
Accessories:	\$0.00
Service Contract:	\$0.00
License & Title :	\$173.00
Doc & ERT Fee:	\$393.03
Total Taxes:	\$0.00
Total Sales Price:	\$36,046.03
Trade Allowance:	\$0.00
Trade Payoff:	\$0.00
Trade Equity:	\$0.00
Rebate:	\$0.00
Cash Down:	\$0.00
Amount Financed:	\$36,046.03

X

 Customer Signature

X

 Manager Signature

 Date

 Date

Disclaimer:

Printed 2/20/24 1:03 PM

With approved credit
 Price quote good for 5 days

LOU-008187 IL

9-NORMAL, NB, 108187, PM111 2787

120231218 5531

ULC CERT CERT CERT TRD RAMP BUMP CAMP BOOK EXFL ROTA

018701 951/1088

1FMCU0MZZ0

RUA10944 NB

GU13

VEHICLE DESCRIPTION

ESCAPE FWD

RU A10944



ford.com

2024 ST LINE FWD HEV
106.7" WHEELBASE
2.5L I-VCT ATK I-4 HYB ENG
ECVT TRANSMISSION

EXTERIOR
AGATE BLACK METALLIC
INTERIOR
EBNY PART VNYL/CLTH&RED STI

STANDARD EQUIPMENT INCLUDED AT NO EXTRA CHARGE

EXTERIOR

- ACTIVE GRILLE SHUTTERS
- EASY FUEL CAPLESS FILLER
- ELECTR FUEL DOOR RELEASE
- GRILLE - BLACK MESH
- HEADLAMP COURTESY DELAY
- HEADLAMPS - AUTO LED
- PRIVACY GLASS - REAR DOORS
- REAR INT WIPER/WASH/DFRST
- REAR SPOILER, ST UNIQUE
- ROOF-RACK SIDE RAILS-BLACK
- ST-LINE BADGING
- TAILLAMPS-LED
- UNIQUE REAR SKID PLATES

INTERIOR

- 1-TOUCH DOWN DRIVER WINDOW
- ALUMINUM SPORT PEDALS
- CLTH/ANVL BKT FRONT SEATS
- DUAL ZONE AUTO CLIMATE CTL
- MAP POCKETS-PASSENGER
- POWERPOINTS - 12V
- REAR SEAT CUPHOLDERS AND ARMREST
- RED STITCH ACCENTS
- ROTARY GEAR SHIFT DIAL
- SPORT BUCKET FRONT SEATS
- STEERING WHEEL - FLAT
- BOTTOM W/ RED STITCH
- USB A AND C

FUNCTIONAL

- BLIS W/CROSS-TRAFFIC ALERT
- ELECTRIC PARKING BRAKE
- FORDPASS™ CONNECT
- INTELLIGENT ACCESS W/PUSH BUTTON START
- PEDESTRIAN ALERT SOUNDER
- REFRESH95
- SIRIUSXM® W/360L- NA AK&HI

SAFETY/SECURITY

- ADVANCETRAC™ WITH RSC™
- AIRBAG - DRIVER KNEE
- AIRBAGS - DUAL STAGE FRONT
- AIRBAGS - FRONT SEAT MOUNTED SIDE IMPACT
- AIRBAGS - SAFETY CANOPY™
- LATCH CHILDO SAFETY SYSTEM
- SOS POST-CRASH ALERT SYS™
- TIRE PRESSURE MONIT SYS

WARRANTY

- 3YR/38,000 BUMPER / BUMPER
- 5YR/60,000 ROADSIDE ASSIST
- 8YR/100,000 HYBRID UNIQUE COMPONENTS

INCLUDED ON THIS VEHICLE

(MSRP)

EQUIPMENT GROUP 301A

OPTIONAL EQUIPMENT/OTHER

- 18" ROCK MET PAINTED WHEEL
- 225/60R18 100H A/S BSW TIRES
- COLD WEATHER PACKAGE
- HEATED STEERING WHEEL
- MIRROR-PWR/HTD GLASS
- REMOTE START SYSTEM
- HEATED FRONT ROW SEATS
- FRONT LICENSE PLATE BRACKET

995.00
NO CHARGE

PRICE INFORMATION

BASE PRICE	\$33,490.00
TOTAL OPTIONS/OTHER	995.00
TOTAL VEHICLE & OPTIONS/OTHER	34,485.00
DESTINATION & DELIVERY	1,495.00

EPA DOT Fuel Economy and Environment

Gasoline Vehicle

Fuel Economy
39 MPG
combined city/hwy
42 city
36 highway
2.6 gallons per 100 miles


Small SUVs range from 14 to 123 MPG. The best vehicle rates 140 MPGe.

You save
\$2,750


in fuel costs over 5 years compared to the average new vehicle.

Annual fuel cost
\$1,400

Fuel Economy & Greenhouse Gas Rating



Smog Rating



This vehicle emits 225 grams CO₂ per mile. The best emits 0 grams per mile (tailpipe only). Producing and distributing fuel also create emissions; learn more at fueleconomy.gov.

Actual results will vary for many reasons, including driving conditions and how you drive and maintain your vehicle. The average new vehicle gets 28 MPG and costs \$9,750 to fuel over 5 years. Cost estimates are based on 15,000 miles per year at \$3.00 per gallon. MPGe is miles per gasoline gallon equivalent. Vehicle emissions are a significant cause of climate change and smog.

fueleconomy.gov

Calculate personalized estimates and compare vehicles



GOVERNMENT 5-STAR SAFETY RATINGS

Overall Vehicle Score ★★★★★

Based on the combined ratings of frontal, side and rollover. Should ONLY be compared to other vehicles of similar size and weight.

Frontal Crash Driver ★★★★★
Passenger ★★★★★

Based on the risk of injury in a frontal impact. Should ONLY be compared to other vehicles of similar size and weight.

Side Crash Front seat ★★★★★
Rear seat ★★★★★

Based on the risk of injury in a side impact.

Rollover ★★★★★

Based on the risk of rollover in a single-vehicle crash.

Star ratings range from 1 to 5 stars (★★★★★), with 5 being the highest.

Source: National Highway Traffic Safety Administration (NHTSA).
www.safercar.gov or 1-888-327-4236

FordPass Connect™

Download the FordPass™ app* and you can:

- Remotely start, lock and unlock your vehicle.
- Locate your vehicle and check approximate fuel range.
- Receive vehicle health alerts.

Activate 4G LTE Wi-Fi Hotspot
• New vehicles include a 3-month or 3GB data (whichever comes first) Wi-Fi trial.
• Connect up to ten Wi-Fi-equipped devices.

*Some restrictions apply. See fueleconomy.gov for details. ©2023 Ford Motor Company. All rights reserved. See FordPass Connect™ app for more information. FordPass Connect™ is a registered trademark of Ford Motor Company.

The FordPass Connect™ modem is active and sending vehicle data (e.g., diagnostics) to Ford. See in-vehicle Settings for connectivity options.

FORD PROTECT™

Insist on Ford Protect! The only extended service plan fully backed by Ford and honored at every Ford dealership in the U.S., Canada and Mexico. See your Ford dealer or visit www.FordOwner.com.



WARNING: Operating, servicing and maintaining a passenger vehicle, pickup truck, van, or off-road vehicle can expose you to chemicals including engine exhaust, carbon monoxide, phthalates, and lead, which are known to the State of California to cause cancer and birth defects or other reproductive harm. To minimize exposure, avoid breathing exhaust, do not idle the engine except as necessary, service your vehicle in a well-ventilated area and wear gloves or wash your hands frequently when servicing your vehicle. For more information go to www.P65Warnings.ca.gov/passenger-vehicle.

SCAN QR TEXT 1FM10944 TO 08028



www.ford.com/fordpassconnect

This label is affixed pursuant to the Federal Automobile Information Disclosure Act. Gasoline, License, and Title Fees, State and Local taxes are not included. Dealer installed options or accessories are not included unless listed above.

TOTAL MSRP \$35,980.00

Whether you decide to lease or finance your vehicle, you'll find the choices that are right for you. See your dealer for details or visit www.ford.com/finance.

PM111 N RB 2X 425 008187 12 11 23

02/16/2024

1202312185531

white

REPLACEMENT GUIDELINES CALCULATION SHEET

Light Vehicle Replacement Guidelines

Factor		Points
Age 2009	14	One point for each year of chronological age, based on in-service date.
Miles/Hours 38250	3	One point for each 10,000 miles of use.
Type of Service	1	1, 3, or 5 points are assigned based on the type of service that vehicle receives. For instance, a police patrol car would be given a 5 because it is in severe duty service. In contrast, an administrative sedan would be given a 1.
Reliability	1	Points are assigned as 1, 3, or 5 depending on the frequency that a vehicle is in the shop for repair. A five would be assigned to a vehicle that is in the shop two or more times per month on average, while a 1 be assigned to a vehicle in the shop an average of once every three months or less.
Maintenance and Repair Costs	2	1 to 5 points are assigned based on total life maintenance and repair costs (not including repair of accident damage). A 5 is assigned to a vehicle with life M&R costs equal or greater to the 50% of vehicle's original purchase price or 100% of the trade-in value of the vehicle, while a 1 is given to a vehicle with life M&R costs equal to 20-percent or less of 50% its original purchase cost or 50% of the vehicle's trade-in value. (attach copies of repair estimates or written summary of required repairs and source(s) of estimates)
Condition	2	This category takes into consideration body condition, rust, interior condition, accident history, anticipated repairs, etc. A scale of 1 to 5 points is used with 5 being poor condition. (attach photograph)
Point Ranges		
Under 18 points	Condition I	Excellent
18 to 22 points	Condition II	Good
23 to 27 points	Condition III	Qualifies for replacement
28 points and above	Condition IV	Needs immediate consideration

~~23~~ 24

5/15/23

Chd

Gray

REPLACEMENT GUIDELINES CALCULATION SHEET

Light Vehicle Replacement Guidelines

Factor		Points
Age 2010	13	One point for each year of chronological age, based on in-service date.
Miles/Hours 40419	4	One point for each 10,000 miles of use.
Type of Service	2	1, 3, or 5 points are assigned based on the type of service that vehicle receives. For instance, a police patrol car would be given a 5 because it is in severe duty service. In contrast, an administrative sedan would be given a 1.
Reliability	1	Points are assigned as 1, 3, or 5 depending on the frequency that a vehicle is in the shop for repair. A five would be assigned to a vehicle that is in the shop two or more times per month on average, while a 1 be assigned to a vehicle in the shop an average of once every three months or less.
Maintenance and Repair Costs	2	1 to 5 points are assigned based on total life maintenance and repair costs (not including repair of accident damage). A 5 is assigned to a vehicle with life M&R costs equal or greater to the 50% of vehicle's original purchase price or 100% of the trade-in value of the vehicle, while a 1 is given to a vehicle with life M&R costs equal to 20-percent or less of 50% its original purchase cost or 50% of the vehicle's trade-in value. (attach copies of repair estimates or written summary of required repairs and source(s) of estimates)
Condition	2	This category takes into consideration body condition, rust, interior condition, accident history, anticipated repairs, etc. A scale of 1 to 5 points is used with 5 being poor condition. (attach photograph)
Point Ranges		
Under 18 points	Condition I	Excellent
18 to 22 points	Condition II	Good
23 to 27 points	Condition III	Qualifies for replacement
28 points and above	Condition IV	Needs immediate consideration

23

5/15/23
Chet

STATE OF ILLINOIS)

SS.

COUNTY OF KANE)

REPORT NO. TMP-24-2025

MONTHLY REPORT (ATTACHED)

Kane County Public Defender Monthly Statistics

02/01/2022 - 02/28/2022

PDO - 4110

Case Type	Appointed Month Totals	Appointed YTD Totals	Closed Month Totals	Closed YTD Totals
PDO Contempt of Court Civil and Criminal	2	2	0	2
PDO Criminal Felony	283	594	365	739
PDO Criminal Misdemeanor	194	419	317	560
PDO Domestic Violence	58	104	8	8
PDO DUI	39	111	66	115
PDO Juvenile Delinquency	50	74	24	40
PDO Major Traffic	16	22	0	0
PDO Mental Health	22	52	28	58
PDO Misc Remedies Not SVP	1	2	0	1
PDO Order of Protection	2	2	0	0
PDO Ordinance Violation	0	2	0	0
PDO Traffic	296	798	500	898
Totals	963	2,182	1,308	2,421

VOP Monthly Opened	VOP Yearly Opened	VOP Monthly Closed	VOP Yearly Closed
114	261	96	167

Kane County Public Defender Monthly Statistics

02/01/2023 - 02/28/2023

PDO - 4110

Case Type	Appointed Month Totals	Appointed YTD Totals	Closed Month Totals	Closed YTD Totals
PDO Contempt of Court Civil and Criminal	0	2	0	2
PDO Criminal Felony	321	668	312	652
PDO Criminal Misdemeanor	184	397	211	485
PDO Domestic Violence	90	200	80	154
PDO DUI	26	60	30	80
PDO Junevile Truancy	2	2	0	0
PDO Juvenile Abuse/Negelct Parent	0	16	0	0
PDO Juvenile Abuse/Neglect CASA	2	2	0	0
PDO Juvenile Delinquency	36	92	36	110
PDO Major Traffic	42	126	34	66
PDO Mental Health	56	106	54	102
PDO Misc Remedies Not SVP	3	5	1	1
PDO Misc Remedies SVP	2	2	0	0
PDO Order of Protection	4	16	5	11
PDO Ordinance Violation	0	2	0	0
PDO Traffic	120	249	214	460
Totals	888	1,945	977	2,123

VOP Monthly Opened	VOP Yearly Opened	VOP Monthly Closed	VOP Yearly Closed
108	221	84	193

Kane County Public Defender Monthly Statistics

02/01/2024 - 02/29/2024

PDO - 4110

Case Type	Appointed Month Totals	Appointed YTD Totals	Closed Month Totals	Closed YTD Totals
PDO Criminal Felony	364	744	307	645
PDO Criminal Misdemeanor	220	476	198	401
PDO Domestic Violence	170	300	140	302
PDO DUI	24	68	20	60
PDO Junevile Truancy	0	0	0	5
PDO Juvenile Abuse/Neglect CASA	2	2	0	0
PDO Juvenile Delinquency	62	146	52	110
PDO Major Traffic	40	124	50	120
PDO Mental Health	22	84	40	84
PDO Misc Remedies Not SVP	10	11	6	9
PDO Misc Remedies SVP	0	0	2	2
PDO Order of Protection	10	18	4	12
PDO Ordinance Violation	2	2	2	4
PDO Traffic	64	88	56	138
Totals	990	2,063	877	1,892

VOP Monthly Opened	VOP Yearly Opened	VOP Monthly Closed	VOP Yearly Closed
112	226	110	244

Kane County Public Defender Monthly Statistics

02/01/2022 - 02/28/2022

SPC - 4130

Case Type	Appointed Month Totals	Appointed YTD Totals	Closed Month Totals	Closed YTD Totals
Specialty Court Abuse/Neglect Parent	14	52	26	32
Specialty Court Criminal Felony	9	14	1	3
Totals	23	66	27	35

VOP Monthly Opened	VOP Yearly Opened	VOP Monthly Closed	VOP Yearly Closed
0	0	2	10

Kane County Public Defender Monthly Statistics

02/01/2023 - 02/28/2023

SPC - 4130

Case Type	Appointed Month Totals	Appointed YTD Totals	Closed Month Totals	Closed YTD Totals
Specialty Court Abuse/Neglect Parent	10	34	20	36
Specialty Court Criminal Felony	6	12	1	2
Specialty Court Criminal Misdemeanor	0	0	1	1
Specialty Court DUI	1	1	0	0
Specialty Court Juvenile Dependency Minor	0	0	0	2
Totals	17	47	22	41

VOP Monthly Opened	VOP Yearly Opened	VOP Monthly Closed	VOP Yearly Closed
0	0	15	30

Kane County Public Defender Monthly Statistics

02/01/2024 - 02/29/2024

SPC - 4130

Case Type	Appointed Month Totals	Appointed YTD Totals	Closed Month Totals	Closed YTD Totals
Specialty Court Abuse/Neglect Parent	44	70	12	32
Specialty Court Criminal Felony	11	21	3	13
Specialty Court DUI	0	1	1	1
Veteran's Court Criminal Misdemeanor	0	2	0	0
Totals	55	94	16	46

VOP Monthly Opened	VOP Yearly Opened	VOP Monthly Closed	VOP Yearly Closed
0	0	4	10

Kane County Public Defender Monthly Statistics

02/01/2022 - 02/28/2022

MDD - 4120

Case Type	Appointed Month Totals	Appointed YTD Totals	Closed Month Totals	Closed YTD Totals
MDD Criminal Felony	6	14	9	13
MDD Criminal Misdemeanor	2	6	8	15
MDD Domestic Violence	3	4	0	0
MDD DUI	0	0	0	1
MDD Juvenile Delinquency	2	2	0	0
MDD Traffic	5	12	7	7
PDO Criminal Misdemeanor	0	0	0	1
Totals	18	38	24	37

VOP Monthly Opened	VOP Yearly Opened	VOP Monthly Closed	VOP Yearly Closed
--------------------	-------------------	--------------------	-------------------

Kane County Public Defender Monthly Statistics

02/01/2023 - 02/28/2023

MDD - 4120

Case Type	Appointed Month Totals	Appointed YTD Totals	Closed Month Totals	Closed YTD Totals
MDD Contempt of Court Civil and Criminal	0	1	0	1
MDD Criminal Felony	6	11	11	19
MDD Criminal Misdemeanor	6	14	5	17
MDD Domestic Violence	4	8	3	5
MDD DUI	0	1	0	1
MDD Juvenile Delinquency	2	2	3	3
MDD Juvenile Deliquency Truancy	1	1	0	0
MDD Traffic	0	0	1	7
Totals	19	38	23	53

VOP Monthly Opened	VOP Yearly Opened	VOP Monthly Closed	VOP Yearly Closed
0	1	0	0

Kane County Public Defender Monthly Statistics

02/01/2024 - 02/29/2024

MDD - 4120

Case Type	Appointed Month Totals	Appointed YTD Totals	Closed Month Totals	Closed YTD Totals
MDD Criminal Felony	12	17	9	21
MDD Criminal Misdemeanor	9	13	3	7
MDD Domestic Violence	3	6	1	4
MDD Juvenile Delinquency	2	3	0	1
MDD Juvenile Delinquency Truancy	0	0	0	1
MDD Major Traffic	0	0	1	1
MDD Traffic	0	0	1	2
Totals	26	39	15	37

VOP Monthly Opened	VOP Yearly Opened	VOP Monthly Closed	VOP Yearly Closed
0	1	0	0

STATE OF ILLINOIS)
)
) SS.
)
COUNTY OF KANE)

RESOLUTION NO. TMP-24-2046

**ACKNOWLEDGING ANNUAL REVIEW OF NUMBER OF PROCUREMENT
CARDS ISSUED TO KANE COUNTY PUBLIC DEFENDER AND EACH OF
THEIR TRANSACTION LIMITS**

WHEREAS, the Kane County Board approved resolution #22-21 on January 11, 2022 amending the Kane County Financial Policies regarding the use and administration of Kane County procurement cards; and

WHEREAS, the amended Financial Policies regarding procurement cards now require the number of procurement cards issued and the transaction limits established for each cardholder to be reviewed annually by the standing committee to which the cardholder’s elected official reports as well as by the Finance Committee;

NOW, THEREFORE, BE IT RESOLVED that this standing committee and the Finance Committee hereby acknowledge that the attached list of procurement cards and their single and monthly transaction limits have been reviewed.

Passed by the Judicial/Public Safety Committee on March 14, 2024 and the Finance Committee on March 27, 2024.

Myrna Molina, Chairman
Judicial/Public Safety Committee
Kane County, Illinois

Dale Berman, Chairman
Finance Committee
Kane County, Illinois

Vote:



RESOLUTION / ORDINANCE EXECUTIVE SUMMARY ADDENDUM

Title

Authorizing the Number of Procurement Cards Issued to the Kane County Public Defender and Each of their Transaction Limits

Committee Flow:

Judicial/Public Safety Committee, Finance Committee

Contact:

Rachele Conant, 630.406.7210

Budget Information:

Was this item budgeted? N/A	Appropriation Amount: \$N/A
If not budgeted, explain funding source: N/A	

Summary:

The amended Financial Policies regarding procurement cards now require the number of procurement cards issued and the transaction limits established for each cardholder to be reviewed annually by the standing committee to which the cardholder's elected official reports as well as the Finance Committee.

2024 PUBLIC DEFENDER
P-Card Holders and Transaction Limits

Name	Single Purchase	Credit Limit
Conant, Rachele	1,000	8,000
Choate, Jill	1,000	8,000
Willett, Brenda	1,000	8,000

STATE OF ILLINOIS)

SS.

COUNTY OF KANE)

REPORT NO. TMP-24-2042

MONTHLY REPORT (ATTACHED)



Court Services Monthly Statistics February 2024

Last Month's Highlights

- Staffing:
 - # of Resignations or Terminations: 1 Resignation
 - # of New Hires: 1 Youth Counselor and 4 Probation Officers

- Specialized trainings and interviews in the last month:

Training/Interviews	Division	Attendees or # of Applicants	Cost: Time & Expense	Description:
Interviews	Probation & JJC	18 Applicants	5 hours \$149.00	Interviews, Reviews, Reference Checks, Application Scoring for the open Probation Officer, Youth Counselor positions, Support Staff
Onboarding, Orient, 1 st Training	JJC	1 attendee	32 hours \$989	Onboarding paperwork, PREA and Mental Health orientation, new hire training with Supervisors and SYC's
Onboarding, Orient, 1st Training	Probation	7 Attendees	79.5 hours \$2812.00	Onboarding paperwork and new hire training with Program Managers, Supervisors and Senior Probation Officers.
Interviews	JJC	5 applicants	5 hours \$625	Review applications, schedule interviews, make interview packets, conduct interviews
Monthly Staff Training	JJC	52 attendees	59 hours \$2,378	Focus Group Training – Lion's Quest Curriculum Overview Updated RSA Training Back to JJC Basics SCM MH check in
Adult Risk Assessment (ARA)	Probation	2	26 hours \$699.00	AOIC mandate. All probation officers must

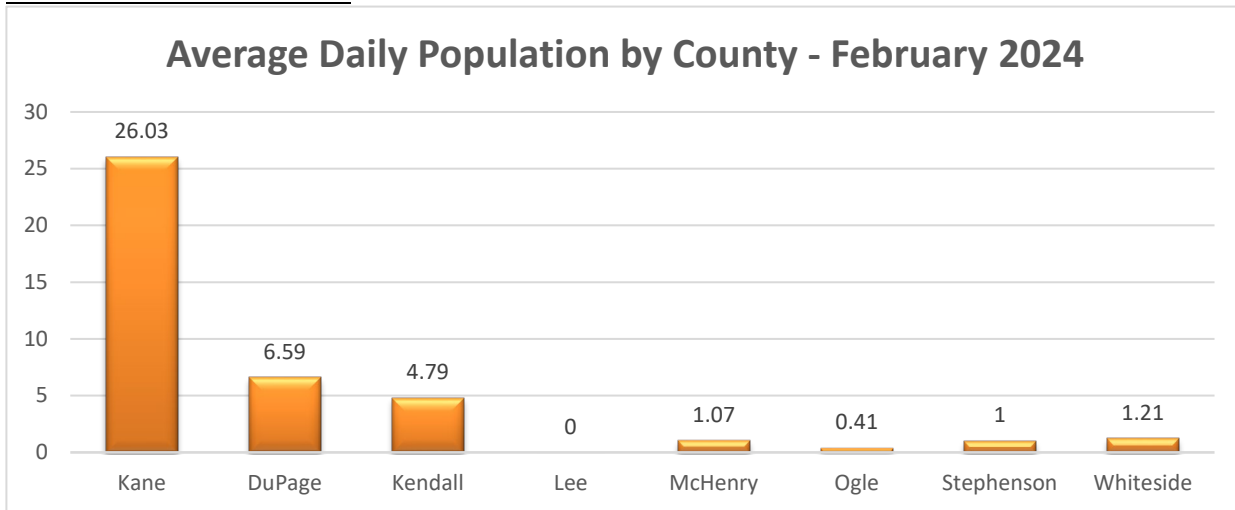
Trauma-Informed Responses	Probation	46 Attendees	138 hours \$5007.00	AOIC mandate. Most justice-involved individuals have traumatic experiences. Participants increase their understanding of trauma and its effect on behavior.
Moral Reconciliation Therapy (MRT) Facilitator Training of Trainers	Probation	1 Attendee	36 hours \$1774	Highly Intensive curriculum. Participants learn to train future leaders of cognitive-behavioral treatment (CBT) groups for high-risk populations.
Adult Risk Assessment (ARA) Booster	Probation	3 Attendees	9 hours \$364	Veteran staff and supervisors polish their ability to assess actuarial risk and need.
Core Correctional Practices (CCP) Booster	Probation	11 Attendees	22 hours \$676	Experienced staff and supervisors fine-tune their delivery of skills and/or interventions that are proven to decrease antisocial behaviors.
CCP Coaches Booster	Probation	2 Attendees	6 hours \$239	Professional development of staff is enhanced through routine “coaching” of their ability to decrease antisocial behaviors through proven skills and interventions.
Case Planning Booster	Probation	7 Attendees	21 hours \$677	Writing plans for behavioral change in collaboration with clients is a craft that is strengthened through periodic refreshers.
Feedback and Prioritization	Probation	2 Attendees	1 hour \$36	AOIC mandate. Probation staff learn to create the “bridge” between risk assessments and case planning.
Interviewing Skills Training	Probation	1 Attendee	3 hours \$77	AOIC mandate. New probation officers learn how motivational interviewing skills lead to richer information gathering.
Testifying in Court: What Community Corrections Officers Need to Know	Probation	3 Attendees	5.25 hours \$135	AOIC mandate. Participants are introduced to court preparation strategies and appropriate etiquette.
Report Writing in Community Corrections	Probation	3 Attendees	3 hours \$77	AOIC mandate. All case activity must be documented with clear, concise reporting.

**Clients approved for financial assistance for treatment
February 2024**

Treatment and Services provided using probation fees and grant dollars:

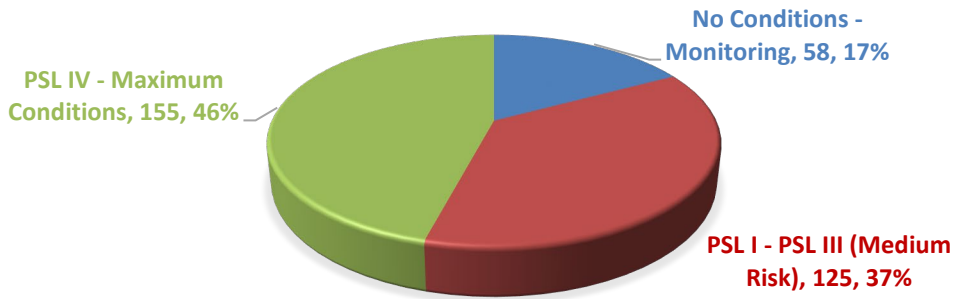
Type of Counseling or Services:	Number approved
Domestic Violence Counseling	3
Substance Abuse and DUI Treatment	22
DRC Residential (Includes Inpatient Treatment and Recovery Home)	
Number of Sex Offender Treatment Hours completed (December, 2023)	347.5

Juvenile Justice Center

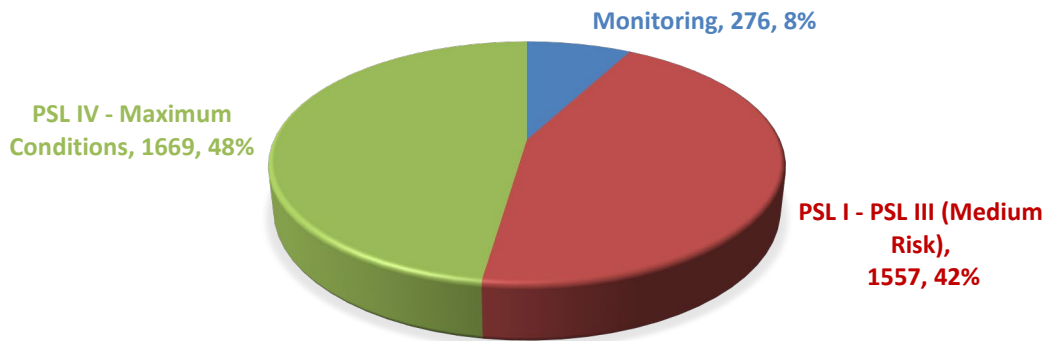


Pretrial Services

INITIAL APPEARANCES IN FEBRUARY (N=338) BY SUPERVISION LEVEL ORDERED



PRETRIAL CLIENTS (N=3,502) BY HIGHEST SUPERVISION LEVEL ORDERED




February Pretrial Court Date Reminders (N=1,410)

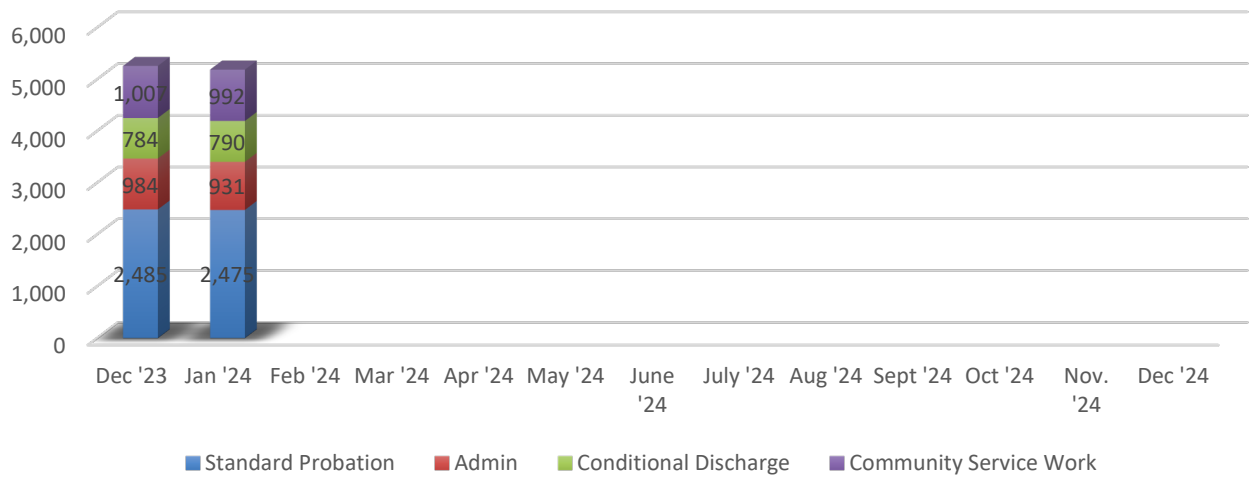


Probation

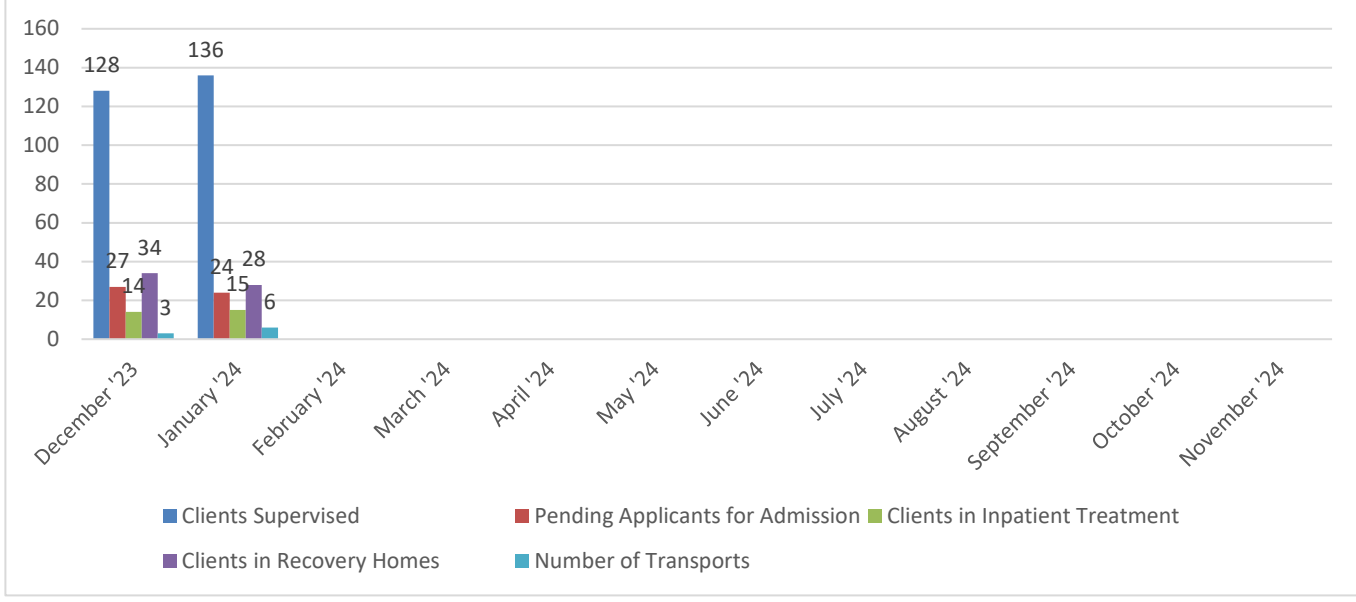
Juvenile Diversion and Probation



Adult Probation Clients Supervised



Problem Solving Courts



February Drug Testing- Full Department

There were 1,030 drug tests done in February; Of those, 39 (3.2% of all tests) were positive for illicit substances:

- 33 Cocaine Positive
- 6 Opiate Positive

STATE OF ILLINOIS)

SS.

COUNTY OF KANE)

REPORT NO. TMP-24-2034

JJC HOUSING REPORT (ATTACHED)

JJC Out of County Housing Report by Month for Detention - FY 24

Quarter		Average Daily Population	Total Billed	Average Daily Population	Total Billed	Average Daily Population	Total Billed	Average Daily Population	Total Billed	Transport Fees	
		DuPage		Kendall		Lee		McHenry			
1st	Dec-23	5.7	\$ 30,975	2.2	\$ 12,075	0.4	\$ 1,925	2.1	\$ 11,375	Dec-23	\$100
	Jan-24	5.6	\$ 30,450	2.3	\$ 12,600	0.0	\$ -	1.6	\$ 8,750	Jan-24	\$0
	Feb-24	7.0	\$ 35,525	4.8	\$ 24,500	0.0	\$ -	1.2	\$ 6,125	Feb-24	\$0
2nd	Mar-24									Mar-24	
	Apr-24									Apr-24	
	May-24									May-24	
3rd	Jun-24									Jun-24	
	Jul-24									Jul-24	
	Aug-24									Aug-24	
4th	Sep-24									Sep-24	
	Oct-24									Oct-24	
	Nov-24									Nov-24	
TOTAL YTD		6.1	\$ 96,950	3.1	\$ 49,175	0.1	\$ 1,925	1.6	\$ 26,250	Total	\$100

Quarter		Average Daily Population	Total Billed	Average Daily Population	Total Billed	Average Daily Population	Total Billed	Average Daily Population	Total Billed	Average Daily Population / Total Billed	
		Ogle		Stephenson		Whiteside		Non-IGA		All Counties & Transports	
1st	Dec-23	0.8	\$ 4,200	1.1	\$ 6,125	0.4	\$ 2,100	0.0	\$ -	Dec-23	12.7 / \$ 68,875
	Jan-24	0.0	\$ -	1.4	\$ 7,525	0.1	\$ 350	0.0	\$ -	Jan-24	11.0 / \$ 59,675
	Feb-24	0.4	\$ 2,275	1.0	\$ 5,075	1.2	\$ 6,300	0.0	\$ -	Feb-24	15.6 / \$ 79,800
2nd	Mar-24									Mar-24	0.0 / \$ -
	Apr-24									Apr-24	0.0 / \$ -
	May-24									May-24	0.0 / \$ -
3rd	Jun-24									Jun-24	0.0 / \$ -
	Jul-24									Jul-24	0.0 / \$ -
	Aug-24									Aug-24	0.0 / \$ -
4th	Sep-24									Sep-24	0.0 / \$ -
	Oct-24									Oct-24	0.0 / \$ -
	Nov-24									Nov-24	0.0 / \$ -
TOTAL YTD		0.4	\$ 6,475	1.2	\$ 18,725	0.6	\$ 8,750	0.0	\$ -	Year-to-Date	\$ 208,350

STATE OF ILLINOIS)

SS.

COUNTY OF KANE)

REPORT NO. TMP-24-2050

MONTHLY REPORT (ATTACHED)



February 2024

Financial Report

(Collection Numbers Will Be Provided At Meeting)

Cases Filed Report

Electronic Order Report

Cases Scheduled Court Report

E file & Proposed Order Report

Phone Report

Staff Report

CIC Training Hours

CIC Overtime Hours

CIC Weekend & Holiday Bondcall

**CIRCUIT CLERK
MONTHLY REPORT**

Theresa E. Barreiro

Judicial & Public Safety Committee Report JAN 2024

Total Revenue General Fund and Special Funds			\$		805,205.86
	Admin Annual Fees \$36 Fee	\$		2,955.00	
	Circuit Clerk Fee	\$		301,176.32	
	Bond 10% Fee	\$		5,132.00	
	County Fee	\$		-	
	County Fine	\$		12,181.25	
	Various County Fees	\$		483,761.29	
Court Ordered Direct Child Support Payments			\$		12,378.78
	Support & Maintenance	\$		15,333.78	
	Less Admin Annual Fee	\$		(2,955.00)	
Fines, Costs and Fees			\$		501,969.89
	Illinois State Fee	\$		28,670.11	
	Illinois State Fine	\$		149,728.12	
	Law Enforcement Agency Fee	\$		321,188.33	
	Law Enforcement Agency Fine	\$		1,938.60	
	Law Enforcement Municipal Agency Fees	\$		444.73	
	Total Fee for All Funds	\$		1,319,554.53	\$ 1,319,554.53

COLLECTION STATUS

previous month- Harris & Harris Gross Collections Received	\$63,977.45
current month- Monthly cases sent to collections	#
current month- Total Assessment for cases sent to Collections	\$

Case Filing Statistics Report

ILKANEPROD

Circuit Court

Case Filing Date Range: 01/01/2024 to 02/29/2024

Case Category Case Type and Case Subtype	Cases Filed in Date Range	Total Cases Filed Year To Date 2024	Total Cases Filed Year To Date 2023	Case Filing Increase/Decrease	% Case Filing Increase/Decrease	Projected Year Total
Civil						
AR - Arbitration (\$10,000.01 to \$15K)	100	100	0	100 +		600
AR - Arbitration (\$15,000.01 - \$75,000.00)	68	68	59	9 +	15 +	408
AR - Arbitration (up to \$15K)	0	0	42	42 -	100 -	0
AR - Change of Venue - Arbitration	1	1	1	0	0	6
CC - Direct Civil Contempt	0	0	1	1 -	100 -	0
CC - Indirect Civil Contempt	3	3	1	2 +	200 +	18
CH - Change of Venue - Chancery	2	2	1	1 +	100 +	12
CH - Contract Actions	3	3	2	1 +	50 +	18
CH - Detinue	1	1	1	0	0	6
CH - Equitable Lien	0	0	1	1 -	100 -	0
CH - Foreclosure of Security Interest in Personal Property	0	0	1	1 -	100 -	0
CH - Injunction (Except in Tax & Dissolution)	7	7	6	1 +	17 +	42
CH - Mechanic's Lien Foreclosure	2	2	3	1 -	33 -	12
CH - Partition	4	4	1	3 +	300 +	24
CH - Partnership Dissolution	1	1	1	0	0	6
CH - Quiet Title	3	3	2	1 +	50 +	18
CH - Rescission of Contract	0	0	2	2 -	100 -	0
CH - Specific Performance	2	2	0	2 +		12
CH - Structured Settlement (Original Action to Assign)	1	1	1	0	0	6
CH - Trust Administration	3	3	2	1 +	50 +	18
ED - Change of Venue - Eminent Domain	1	1	1	0	0	6
ED - Eminent Domain	9	9	1	8 +	800 +	54
EV - Change of Venue - Eviction	1	1	1	0	0	6
EV - Commercial	8	8	2	6 +	300 +	48
EV - Commercial - Possession Only	0	0	2	2 -	100 -	0
EV - Ejectment	0	0	1	1 -	100 -	0
EV - Residential	245	245	246	1 -	0 -	1470

Case Filing Statistics Report

ILKANEPROD

Circuit Court

Case Filing Date Range: 01/01/2024 to 02/29/2024

Case Category Case Type and Case Subtype	Cases Filed in Date Range	Total Cases Filed Year To Date 2024	Total Cases Filed Year To Date 2023	Case Filing Increase/Decrease		% Case Filing Increase/Decrease		Projected Year Total
EV - Residential - Possession Only	44	44	33	11	+	33	+	264
FC - Change of Venue - Foreclosure	1	1	1	0		0		6
FC - Commercial Real Estate	1	1	3	2	-	67	-	6
FC - Residential Foreclosure/Termination of Lease	1	1	0	1	+			6
FC - Residential Real Estate	105	105	111	6	-	5	-	630
FC - Residential Real Estate (Tier 1)	2	2	3	1	-	33	-	12
FC - Residential Real Estate (Tier 3)	0	0	2	2	-	100	-	0
GC - Drainage Assessment (Except Tax Collection)	1	1	1	0		0		6
GC - Petition for Annexation for Election	1	1	0	1	+			6
LA - Change of Venue - Law	6	6	3	3	+	100	+	36
LA - Contract - Money Damages (over \$50,000.00)	19	19	11	8	+	73	+	114
LA - Enforcement of Arbitration and Award (over \$50,000.00)	2	2	0	2	+			12
LA - Replevin (over \$50,000.00)	0	0	2	2	-	100	-	0
LA - Tort - Money Damages (over \$50,000.00)	66	66	64	2	+	3	+	396
LA - Trover (over \$50,000.00)	2	2	0	2	+			12
LA - Wrongful Death (over \$50,000.00)	5	5	0	5	+			30
LM - Arbitration & Award (up to \$15K)	0	0	1	1	-	100	-	0
LM - Change of Venue - Law Magistrate (up to \$15K)	1	1	1	0		0		6
LM - Contract - Money Damages (\$15,000.01 - \$50,000.00)	12	12	8	4	+	50	+	72
LM - Contract - Money Damages (up to \$15K)	7	7	2	5	+	250	+	42
LM - Distress for Rent (up to \$15K)	0	0	1	1	-	100	-	0
LM - Replevin (\$15,000.01 - \$50,000.00)	5	5	5	0		0		30
LM - Replevin (Up to \$15K)	7	7	6	1	+	17	+	42
LM - Tort - Money Damages	2	2	2	0		0		12

Case Filing Statistics Report

ILKANEPROD

Circuit Court

Case Filing Date Range: 01/01/2024 to 02/29/2024

Case Category Case Type and Case Subtype	Cases Filed in Date Range	Total Cases Filed Year To Date 2024	Total Cases Filed Year To Date 2023	Case Filing Increase/Decrease	% Case Filing Increase/Decrease	Projected Year Total
(\$15,000.01 - \$50,000.00)						
LM - Tort - Money Damages (up to \$15K)	1	1	2	1 -	50 -	6
LM - Trover (\$15,000.01 - \$50,000.00)	0	0	1	1 -	100 -	0
MR - Administrative Review - Unemployment	0	0	2	2 -	100 -	0
MR - Building Code Violation	14	14	15	1 -	7 -	84
MR - Change of Name	41	41	33	8 +	24 +	246
MR - Change of Venue - Misc. Remedy (no original filing fee)	7	7	7	0	0	42
MR - Consumer Fraud/Deceptive Business Practice	2	2	0	2 +		12
MR - Corporation Dissolution	0	0	1	1 -	100 -	0
MR - Declaratory Judgment	3	3	6	3 -	50 -	18
MR - Demolition	2	2	0	2 +		12
MR - Mandamus	1	1	0	1 +		6
MR - Review of Administrative Proceedings	6	6	4	2 +	50 +	36
MX - Application for Order - Eavesdropping	1	1	4	3 -	75 -	6
MX - Application for Order -Electronic Criminal Surveillance	13	13	20	7 -	35 -	78
MX - Change of Venue - Miscellaneous Criminal	2	2	2	0	0	12
MX - Extradition	88	88	1	87 +	8700 +	528
MX - Forfeiture of Seized Property	10	10	17	7 -	41 -	60
MX - Fugitive from Justice	37	37	2	35 +	1750 +	222
MX - Peace Bond Complaint (Fugitive from Justice)	0	0	1	1 -	100 -	0
MX - Petition to Expunge (No Criminal Case - Adult)	1	1	1	0	0	6
MX - Search Warrant	404	404	406	2 -	0 -	2424
SC - Change of Venue - Small Claims (\$2,500.01 to \$10K)	1	1	0	1 +		6

Case Filing Statistics Report

ILKANEPROD

Circuit Court

Case Filing Date Range: 01/01/2024 to 02/29/2024

Case Category Case Type and Case Subtype	Cases Filed in Date Range	Total Cases Filed Year To Date 2024	Total Cases Filed Year To Date 2023	Case Filing Increase/Decrease		% Case Filing Increase/Decrease	Projected Year Total
SC - Change of Venue - Small Claims (Up to \$2,500)	1	1	2	1	-	50 -	6
SC - Contract (\$2,500.01 to \$10K)	514	514	350	164	+	47 +	3084
SC - Contract (Up to \$2,500)	404	404	281	123	+	44 +	2424
SC - Tort - Money Damages (\$2,500.01 to \$10K)	46	46	33	13	+	39 +	276
SC - Tort - Money Damages (Up to \$2,500)	10	10	12	2	-	17 -	60
TX - Change of Venue - Tax	1	1	1	0		0	6
TX - Petition for Tax Deed	10	10	17	7	-	41 -	60
TX - Sale in Error	0	0	1	1	-	100 -	0
WI - Will	208	208	226	18	-	8 -	1248
Total Civil	2,583	2,583	2,090	493	+	24 +	8334

Case Filing Statistics Report

ILKANEPROD

Circuit Court

Case Filing Date Range: 01/01/2024 to 02/29/2024

Case Category Case Type and Case Subtype	Cases Filed in Date Range	Total Cases Filed Year To Date 2024	Total Cases Filed Year To Date 2023	Case Filing Increase/Decrease		% Case Filing Increase/Decrease	Projected Year Total
Criminal							
CC - Contempt of Court	1	1	0	1	+		6
CC - Direct Criminal Contempt	2	2	0	2	+		12
CC - Indirect Criminal Contempt	3	3	3	0		0	18
CF - Criminal Felony	417	417	426	9	-	2 -	2502
CL - Civil Law Violation	1	1	2	1	-	50 -	6
CM - Criminal Misdemeanor	282	282	288	6	-	2 -	1692
CV - Conservation Violation	14	14	1	13	+	1300 +	84
DT - DUI	154	154	124	30	+	24 +	924
DV - Domestic Violence	176	176	154	22	+	14 +	1056
JD - Juvenile Delinquency	79	79	55	24	+	44 +	474
MT - Major Traffic	1,322	1,322	1,348	26	-	2 -	7932
MX - Interstate Probationer Transfer (Adult)	1	1	1	0		0	6
MX - Intrastate Probationer Transfer (Adult)	21	21	35	14	-	40 -	126
OV - Ordinance Violation	229	229	208	21	+	10 +	1374
QC - Quasi Criminal	2	2	4	2	-	50 -	12
TR - Minor Traffic	3,614	3,614	3,470	144	+	4 +	21684
Total Criminal	6,318	6,318	6,119	199	+	3 +	45072

Case Filing Statistics Report

ILKANEPROD

Circuit Court

Case Filing Date Range: 01/01/2024 to 02/29/2024

Case Category Case Type and Case Subtype	Cases Filed in Date Range	Total Cases Filed Year To Date 2024	Total Cases Filed Year To Date 2023	Case Filing Increase/Decrease		% Case Filing Increase/Decrease		Projected Year Total
Family								
AD - Adoption	25	25	31	6	-	19	-	150
AD - Change of Venue - Adoption	1	1	1	0		0		6
DC - Change of Venue - Dissolution (with children)	1	1	4	3	-	75	-	6
DC - Dissolution (with children)	93	93	117	24	-	21	-	558
DC - Dissolution of Civil Union (with children)	4	4	2	2	+	100	+	24
DC - DV Dissolution (with children)	5	5	5	0		0		30
DC - Legal Separation (with children)	0	0	1	1	-	100	-	0
DN - Change of Venue - Dissolution (without children)	1	1	1	0		0		6
DN - Dissolution (without children)	107	107	102	5	+	5	+	642
DN - Dissolution of Civil Union (without children)	4	4	1	3	+	300	+	24
DN - DV Dissolution (without children)	0	0	1	1	-	100	-	0
DN - Invalidity (without children)	2	2	0	2	+			12
DN - Legal Separation (without children)	2	2	0	2	+			12
FA - Change of Venue - Family (Fee Linked to Filing Code)	6	6	1	5	+	500	+	36
FA - Parentage	1	1	1	0		0		6
FA - Petition for Custody	12	12	11	1	+	9	+	72
FA - Petition for Parental Resp. of Child(ren) (Visitation)	6	6	11	5	-	45	-	36
FA - Petition for Parental Responsibility (Child Support)	26	26	39	13	-	33	-	156
FA - Petition for Visitation of child(ren)	5	5	3	2	+	67	+	30
FA - Petition to Request Support	22	22	7	15	+	214	+	132
JA - Change of Venue - Juvenile Abuse and Neglect	1	1	1	0		0		6
JA - Neglect or Abuse	37	37	27	10	+	37	+	222
JV - Change of Venue - Juvenile	1	1	1	0		0		6

Case Filing Statistics Report

ILKANEPROD

Circuit Court

Case Filing Date Range: 01/01/2024 to 02/29/2024

Case Category Case Type and Case Subtype	Cases Filed in Date Range	Total Cases Filed Year To Date 2024	Total Cases Filed Year To Date 2023	Case Filing Increase/Decrease		% Case Filing Increase/Decrease	Projected Year Total
JV - Truancy	0	0	1	1	-	100 -	0
OP - Change of Venue - Order of Protection	2	2	4	2	-	50 -	12
OP - Civil No Contact Order	5	5	4	1	+	25 +	30
OP - Firearm Restraining Order	4	4	1	3	+	300 +	24
OP - Order of Protection	231	231	198	33	+	17 +	1386
OP - Stalking No Contact Order	50	50	51	1	-	2 -	300
Total Family	654	654	627	27	+	4 +	2172
Probate							
GR - Change of Venue - Guardianship	2	2	2	0		0	12
GR - Guardianship of Estate of Living Person	2	2	1	1	+	100 +	12
GR - Guardianship of Minor	27	27	20	7	+	35 +	162
GR - Guardianship of Person with Disability	25	25	31	6	-	19 -	150
MH - Administrator to Administer Treatment	6	6	7	1	-	14 -	36
MH - Change of Venue - Mental Health	1	1	1	0		0	6
MH - Petition for Hospitalization	31	31	46	15	-	33 -	186
PR - Administration of Decedent's Estate	88	88	86	2	+	2 +	528
PR - Change of Venue - Probate	1	1	1	0		0	6
PR - Wrongful Death/Collection of Judgment	1	1	0	1	+		6
Total Probate	184	184	195	11	-	6 -	1104
Grand Total	9,739	9,739	9,031	708	+	8 +	56682

CIC Electronic Order Report

February 2024



Odyssey Integrations Count

Events	81660
Images	18820
Hearings	15732
Warrants	536
Summons	867

Electronic Document Count by Program

ECO	15726
Laserfiche	3094

ECO Order Count by Courtroom

Courtroom 005	Bond Call	4
Courtroom 007	Order of Protection Court	0
Courtroom 150	Expungements	0
Courtroom 203	DUI Court	1864
Courtroom 209	Misdemeanor Domestic Violence Court	1169
Courtroom 211	Felony Trial Court	521
Courtroom 217	Felony Specialty Court	1023
Courtroom 301	Chief Judge Court	0
Courtroom 305	Felony Trial Court	896
Courtroom 311	Felony Trial Court	545
Courtroom 313	Felony Trial Court	641
Courtroom 319	Felony Trial Court	551
Aurora Branch Court	Traffic and Misdemeanor Court	3030
Elgin Branch Court	Traffic and Misdemeanor Court	2609
Kane Branch Court	Traffic and Misdemeanor Court	2796
Elgin Mental Health	Mental Health Court	61
Presence Mercy Center	Mental Health Court	0
St. Joseph's Hospital	Mental Health Court	16

Date	Civil	Civil Ab	Civ Sch	Civ Sch Ab	Criminal	Crim Ab	Crim Sch	Crim Sch Ab	Records	Records Ab		Total calls	Total Abs	% Abs	% service	Closings
2/1/2024	116	4	58	1	136	14	12	0	10	0		14	332	19	6%	94%
2/2/2024	95	4	51	0	135	12	19	2	21	0		15	321	18	6%	94%
2/5/2024	119	0	61	0	222	26	23	4	24	0		12	449	30	0	93%
2/6/2024	110	1	42	0	183	9	20	0	25	1		15	380	11	0	97%
2/7/2024	107	0	69	1	133	3	15	1	27	0		13	351	5	0	99%
2/8/2024	98	7	59	1	157	17	21	3	29	0		15	364	28	0	92%
2/9/2024	97	0	62	1	153	8	16	0	16	1		8	344	10	0	97%
2/12/2024													0	0		Holiday
2/13/2024	136	0	83	2	233	41	17	5	18	0		27	487	48	0	90%
2/14/2024	91	0	68	0	157	17	10	0	18	0		11	344	17	0	95%
2/15/2024	100	0	46	0	133	17	12	3	19	2		14	310	22	0	93%
2/16/2024	97	1	43	0	132	10	11	1	21	0		11	304	12	0	96%
2/19/2024													0	0		Holiday
2/20/2024	129	2	73	1	234	51	30	12	25	0		14	491	66	0	87%
2/21/2024	133	0	49	1	170	21	20	2	20	0		15	392	24	0	94%
2/22/2024	132	1	55	1	185	12	12	2	17	1		22	401	17	0	96%
2/23/2024	92	0	50	0	128	3	12	0	5	0		5	287	3	0	99%
2/26/2024	148	2	62	0	205	19	23	0	18	0		12	456	21	0	95%
2/27/2024	100	0	65	0	164	9	15	4	9	0		11	353	13	0	96%
2/28/2024	113	2	73	2	156	18	18	3	26	0		25	386	25	0	94%
2/29/2024	105	0	63	0	175	20	13	2	16	0		6	372	22	0	94%
Total	2118	24	1132	11	3191	327	319	44	364	5		265	7124	411	5%	95%

2024 NEW CASE FILINGS



Monthly Cases Filed In Kane County

	<u>Criminal</u>	<u>Civil</u>	<u>Family</u>	<u>Probate</u>
Jan	3,069	1,346	328	96
Feb	3,249	1,237	326	88
Mar				
Apr				
May				
Jun				
Jul				
Aug				
Sept				
Oct				
Nov				
Dec				

2024 FILES SCHEDULED FOR COURT



Monthly Cases Scheduled For Court

	<u>Criminal</u>	<u>Civil</u>	<u>Criminal</u>	<u>Civil</u>
Jan	7,476	3,520	Aug	
Feb	5,964	2,722	Sept	
Mar			Oct	
Apr			Nov	
May			Dec	
Jun				
Jul				

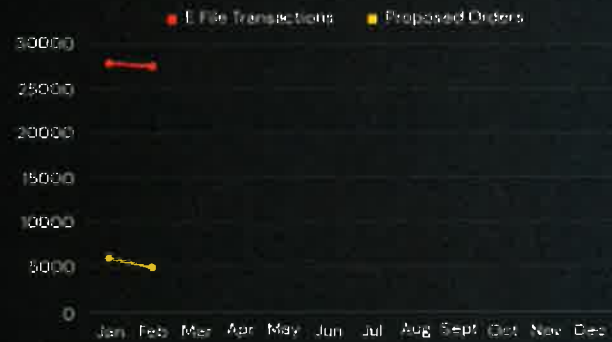
2024 ECO ORDERS



Monthly ECO Orders

	<u>ECO Orders</u>	<u>ECO Orders</u>
Jan	17,785	Aug
Feb	15,726	Sept
Mar		Oct
Apr		Nov
May		Dec
Jun		
Jul		

2024 E-FILE TRANSACTIONS & PROPOSED ORDERS



Monthly E File and Proposed Orders

	<u>E File</u>	<u>Proposed Orders</u>	<u>E File</u>	<u>Proposed Orders</u>
Jan	27,897	6,003	Aug	
Feb	27,553	5,015	Sept	
Mar			Oct	
Apr			Nov	
May			Dec	
Jun				
Jul				

2024 PHONE CALLS



Monthly Calls Handled By Staff

	<u>Calls Received</u>	
Jan	7,853	Aug
Feb	7,124	Sept
Mar		Oct
Apr		Nov
May		Dec
Jun		
Jul		

2024 TOTAL CIC STAFF



Monthly Total Staff

	<u>Staff</u>	
Jan	94	Aug
Feb	93	Sept
Mar		Oct
Apr		Nov
May		Dec
Jun		
Jul		

2024 TRAINING HOURS



CIC Training Hours

Staff Training Hours

Jan	219.75	Aug
Feb	207.00	Sept
Mar		Oct
Apr		Nov
May		Dec
Jun		
Jul		

2024 OVERTIME



CIC Over Time Hours

Over Time Hours

	Straight OT	Premium OT
Jan	137.50	12.50
Feb	147.02	21.50
Mar		
Apr		
May		
Jun		
Jul		
Aug		
Sept		
Oct		
Nov		
Dec		

2024 WEEKEND HOLIDAY BONDCALL HOURS



CIC Weekend Holiday Bondcall Hours

Weekend Holiday Bondcall Hours

Jan	66.50
Feb	66.25
Mar	
Apr	
May	
Jun	
Jul	
Aug	
Sept	
Oct	
Nov	
Dec	