



Kane County

KC Judicial/Public Safety Committee

Agenda

Government Center
719 S. Batavia Ave., Bldg. A
Geneva, IL 60134

MOLINA, Lenert, Gumz, Linder, Roth, Tepe, Williams & ex-officio Pierog (County Chair)

Thursday, January 11, 2024

9:00 AM

County Board Room

1. **Call To Order**
2. **Roll Call**
3. **Remote Attendance Requests**
4. **Approval of Minutes: December 14, 2023**
5. **Public Comment (Agenda Items)**
6. **Monthly Financial Reports**
 - A. Monthly Finance Reports (attached)
7. **Merit Commission**
8. **KaneComm (M. Guthrie)**
 - A. Monthly Report (attached)
 - B. **Resolution:** Authorizing the Contract for the Plato Tower Rental Lease
9. **Emergency Management (S. Buziecki)**
 - A. Monthly Report (attached)
 - B. **Resolution:** Authorizing FY23 Emergency Management Program Grant for the Office of Emergency Management
 - C. **Resolution:** Authorization for the Kane County Office of Emergency Management to Join the G.S.A. Federal Surplus Property Program
10. **Sheriff/Adult Corrections (R. Hain)**
 - A. Monthly Report (attached)
11. **Coroner (R. Russell)**
 - A. Monthly Report (attached)
12. **Judiciary & Courts (Villa/O'Brien)**

- 13. State's Attorney (J. Mosser)**
 - A. Monthly Report (attached)
- 14. Public Defender (R. Conant)**
 - A. Monthly Reports (attached)
- 15. Court Services Administration (L. Aust)**
 - A. JJC Housing Report (attached)
 - B. Resolution:** Authorizing an Intergovernmental Agreement with DuPage County for Juvenile Detention Services
- 16. Circuit Clerk (T. Barreiro)**
 - A. Monthly Report (attached)
- 17. Old Business**
- 18. Place Written Reports on File**
- 19. Executive Session (If Needed)**
- 20. Public Comment (Non-Agenda Items)**
- 21. Adjournment**

STATE OF ILLINOIS)

SS.

COUNTY OF KANE)

FINANCE REPORT NO. TMP-24-1803

MONTHLY FINANCE REPORTS (ATTACHED)

Judiciary & Public Safety Revenue Expense Budget Report - By Account Detail
Through December 31, 2023 (8.3% YTD, 7.69% Payroll Expense through Pay Period Ending 12/23/2023)
***2019, 2020, 2021, 2022 Actual Full Fiscal Year**

Department / Fund / Account Classification	2019 Actual Amount*	2020 Actual Amount*	2021 Actual Amount*	2022 Actual Amount*	2023 Actual Amount	2024 Actual Amount	2023 Adopted Budget	2024 Adopted Budget	2023 YTD% Actual/Budget	2024 YTD% Actual/Budget	2019 - 2024 Trend
240 Judiciary and Courts	\$ (2,461,243)	\$ (2,125,402)	\$ (2,718,797)	\$ (2,413,754)	\$ (2,845,168)	\$ (203,383)	\$ -	\$ -			
001 General Fund	\$ (2,776,045)	\$ (2,388,811)	\$ (2,344,194)	\$ (2,568,825)	\$ (2,958,314)	\$ (192,615)	\$ -	\$ -			
Revenue	\$ 234,316	\$ 312,267	\$ 802,507	\$ 955,012	\$ 851,430	\$ -	\$ 688,030	\$ 763,030	123.7%	0.0%	
Other	\$ 1,168	\$ 55,064	\$ -	\$ 53,697	\$ -	\$ -	\$ 5,000	\$ 5,000	0.0%	0.0%	
38900 - Miscellaneous Other	\$ 1,168	\$ 55,064	\$ -	\$ 53,697	\$ -	\$ -	\$ 5,000	\$ 5,000	0.0%	0.0%	
Reimbursements	\$ -	\$ -	\$ 463,131	\$ 540,646	\$ 490,797	\$ -	\$ 355,000	\$ 400,000	138.3%	0.0%	
37630 - Interpreter Service Reimbursements	\$ -	\$ -	\$ 463,131	\$ 540,646	\$ 490,797	\$ -	\$ 355,000	\$ 400,000	138.3%	0.0%	
Charges for Services	\$ 233,148	\$ 156,203	\$ 123,444	\$ 108,898	\$ 96,761	\$ -	\$ 103,880	\$ 103,880	93.1%	0.0%	
34520 - Mental Health/Specialty Court Fees	\$ 233,148	\$ 156,203	\$ 123,444	\$ 108,898	\$ 96,761	\$ -	\$ 103,880	\$ 103,880	93.1%	0.0%	
Fines	\$ -	\$ 99,639	\$ 215,380	\$ 246,650	\$ 261,128	\$ -	\$ 221,500	\$ 250,000	117.9%	0.0%	
36115 - Judicial Technology Fine	\$ -	\$ 99,639	\$ 215,380	\$ 246,650	\$ 261,128	\$ -	\$ 221,500	\$ 250,000	117.9%	0.0%	
Grants	\$ -	\$ 1,361	\$ 552	\$ 5,122	\$ 2,744	\$ -	\$ 2,650	\$ 4,150	103.5%	0.0%	
33700 - Child Protection Data Court Grant	\$ -	\$ 1,361	\$ 552	\$ 5,122	\$ 2,744	\$ -	\$ 2,650	\$ 4,150	103.5%	0.0%	
											N/A
Expenses	\$ 3,010,361	\$ 2,701,078	\$ 3,146,700	\$ 3,523,837	\$ 3,809,744	\$ 192,615	\$ 4,212,154	\$ 4,137,661	90.4%	4.7%	
Personnel Services- Salaries & Wages	\$ 1,368,285	\$ 1,356,233	\$ 1,579,952	\$ 1,695,748	\$ 1,867,932	\$ 121,712	\$ 1,890,808	\$ 2,033,561	98.8%	6.0%	
40000 - Salaries and Wages	\$ 1,353,008	\$ 1,492,345	\$ 1,554,500	\$ 1,680,214	\$ 1,852,270	\$ 121,313	\$ 1,935,778	\$ 2,022,531	95.7%	6.0%	
40005 - New Position Budget Moved to Contin	\$ -	\$ -	\$ -	\$ -	\$ -	\$ -	\$ (56,000)	\$ -	0.0%	N/A	
40009 - Salaries and Wages Subsidy	\$ -	\$ (150,591)	\$ (1,843)	\$ -	\$ -	\$ -	\$ -	\$ -	N/A	N/A	
40040 - Lump Sum Distribution	\$ -	\$ -	\$ 11,000	\$ -	\$ -	\$ -	\$ -	\$ -	N/A	N/A	
40120 - Seasonal/Temporary Salaries	\$ -	\$ -	\$ -	\$ -	\$ -	\$ -	\$ -	\$ -	N/A	N/A	
40200 - Overtime Salaries	\$ 1,916	\$ 2,536	\$ 3,171	\$ 3,121	\$ 5,263	\$ 399	\$ 10,030	\$ 10,030	52.5%	4.0%	
40300 - Employee Per Diem	\$ -	\$ -	\$ 680	\$ -	\$ -	\$ -	\$ 500	\$ 500	0.0%	0.0%	
40310 - Bond Call	\$ 13,361	\$ 11,943	\$ 12,445	\$ 12,413	\$ 10,400	\$ -	\$ 500	\$ 500	2080.0%	0.0%	
Personnel Services- Employee Benefits	\$ 267,414	\$ 284,297	\$ 337,414	\$ 385,244	\$ 387,093	\$ -	\$ 555,096	\$ 2,400	69.7%	0.0%	
45000 - Healthcare Contribution	\$ 257,563	\$ 306,494	\$ 325,961	\$ 374,030	\$ 375,054	\$ -	\$ 538,500	\$ -	69.6%	N/A	
45009 - Healthcare Subsidy	\$ -	\$ (31,707)	\$ -	\$ -	\$ -	\$ -	\$ -	\$ -	N/A	N/A	
45010 - Dental Contribution	\$ 9,073	\$ 10,683	\$ 11,453	\$ 11,214	\$ 11,048	\$ -	\$ 14,196	\$ -	77.8%	N/A	
45019 - Dental Subsidy	\$ -	\$ (1,173)	\$ -	\$ -	\$ -	\$ -	\$ -	\$ -	N/A	N/A	
45400 - Uniform Allowance	\$ 778	\$ -	\$ -	\$ -	\$ 991	\$ -	\$ 2,400	\$ 2,400	41.3%	0.0%	
Contractual Services	\$ 1,271,570	\$ 978,305	\$ 1,072,541	\$ 1,345,647	\$ 1,441,009	\$ 70,432	\$ 1,689,000	\$ 1,985,700	85.3%	3.5%	
50040 - State of Illinois Salaries	\$ -	\$ -	\$ -	\$ -	\$ -	\$ -	\$ 16,000	\$ 16,000	0.0%	0.0%	
50050 - Jurors- Circuit Court	\$ 237,867	\$ 117,436	\$ 120,567	\$ 121,612	\$ 132,809	\$ 9,388	\$ 300,000	\$ 300,000	44.3%	3.1%	
50060 - Jurors- Grand Jury	\$ -	\$ 3,378	\$ 174	\$ -	\$ -	\$ -	\$ 1,000	\$ 1,000	0.0%	0.0%	
50070 - Jurors' Expense	\$ 161,967	\$ 106,365	\$ 107,696	\$ 121,665	\$ 147,990	\$ 7,224	\$ 225,000	\$ 225,000	65.8%	3.2%	
50120 - Per Diem Expense	\$ 171,026	\$ 126,248	\$ 136,848	\$ 43,930	\$ 36,490	\$ 3,652	\$ 169,000	\$ 169,000	21.6%	2.2%	
50150 - Contractual/Consulting Services	\$ 470,470	\$ 400,352	\$ 489,532	\$ 657,422	\$ 654,448	\$ 45,740	\$ 550,000	\$ 625,000	119.0%	7.3%	
50190 - Court Appointed Counsel	\$ 164,268	\$ 191,916	\$ 149,681	\$ 239,267	\$ 261,444	\$ 2,999	\$ 200,000	\$ 225,000	130.7%	1.3%	

Judiciary & Public Safety Revenue Expense Budget Report - By Account Detail
Through December 31, 2023 (8.3% YTD, 7.69% Payroll Expense through Pay Period Ending 12/23/2023)
***2019, 2020, 2021, 2022 Actual Full Fiscal Year**

Department / Fund / Account Classification	2019 Actual Amount*	2020 Actual Amount*	2021 Actual Amount*	2022 Actual Amount*	2023 Actual Amount	2024 Actual Amount	2023 Adopted Budget	2024 Adopted Budget	2023 YTD% Actual/Budget	2024 YTD% Actual/Budget	2019 - 2024 Trend
50200 - Psychological/Psychiatric Svcs	\$ 12,950	\$ 11,850	\$ 13,903	\$ 23,600	\$ 5,250	\$ 750	\$ 70,000	\$ 70,000	7.5%	1.1%	
50235 - Public Health Services - Coronavirus	\$ -	\$ -	\$ 208	\$ -	\$ -	\$ -	\$ -	\$ -	N/A	N/A	
50665 - Judicial Technology Fine Expenses	\$ -	\$ -	\$ -	\$ -	\$ 2,262	\$ 237	\$ 75,000	\$ 112,700	3.0%	0.2%	
52160 - Repairs and Maint- Equipment	\$ 21,631	\$ 4,784	\$ 29,785	\$ 11,302	\$ 4,900	\$ -	\$ 17,500	\$ 17,500	28.0%	0.0%	
52190 - Equipment Rental	\$ 9,207	\$ 5,647	\$ 6,299	\$ 10,339	\$ 14,048	\$ 351	\$ 17,500	\$ 17,500	80.3%	2.0%	
53000 - Liability Insurance	\$ 1,984	\$ 1,984	\$ 1,984	\$ 5,952	\$ 4,366	\$ -	\$ 2,500	\$ 2,500	174.6%	0.0%	
53060 - General Printing	\$ 1,066	\$ 350	\$ 334	\$ 1,694	\$ 634	\$ -	\$ 1,000	\$ 1,000	63.4%	0.0%	
53100 - Conferences and Meetings	\$ 4,498	\$ 3,365	\$ 4,493	\$ 13,963	\$ 19,285	\$ 55	\$ 10,000	\$ 20,000	192.9%	0.3%	
53110 - Employee Training	\$ -	\$ -	\$ -	\$ -	\$ 990	\$ -	\$ 1,000	\$ 5,000	99.0%	0.0%	
53120 - Employee Mileage Expense	\$ 1,579	\$ 439	\$ 406	\$ 951	\$ 1,691	\$ 36	\$ 3,000	\$ 3,000	56.4%	1.2%	
53130 - General Association Dues	\$ -	\$ 70	\$ 95	\$ 370	\$ 620	\$ -	\$ 500	\$ 500	124.0%	0.0%	
55000 - Miscellaneous Contractual Exp	\$ 13,056	\$ 4,119	\$ 10,535	\$ 93,581	\$ 153,781	\$ -	\$ 30,000	\$ 175,000	512.6%	0.0%	
Commodities	\$ 103,092	\$ 82,244	\$ 117,390	\$ 97,198	\$ 113,710	\$ 470	\$ 77,250	\$ 116,000	147.2%	0.4%	
60000 - Office Supplies	\$ 8,470	\$ 8,231	\$ 9,605	\$ 15,217	\$ 8,447	\$ 204	\$ 13,500	\$ 13,500	62.6%	1.5%	
60010 - Operating Supplies	\$ 9,240	\$ 14,183	\$ 17,760	\$ 18,722	\$ 13,260	\$ -	\$ 14,000	\$ 20,000	94.7%	0.0%	
60020 - Computer Related Supplies	\$ 500	\$ 171	\$ 10,977	\$ 9,347	\$ 15,067	\$ -	\$ 1,000	\$ 15,000	1506.7%	0.0%	
60040 - Postage	\$ 25	\$ -	\$ 22	\$ 52	\$ 1,158	\$ 56	\$ 250	\$ 1,500	463.3%	3.7%	
60050 - Books and Subscriptions	\$ 81,693	\$ 56,624	\$ 74,542	\$ 36,779	\$ 71,754	\$ -	\$ 45,000	\$ 60,000	159.5%	0.0%	
60055 - Office Equipment - Non Capital	\$ -	\$ -	\$ 3,250	\$ -	\$ -	\$ -	\$ -	\$ -	N/A	N/A	
60070 - Computer Hardware- Non Capital	\$ -	\$ -	\$ -	\$ 14,981	\$ -	\$ -	\$ -	\$ -	N/A	N/A	
60080 - Employee Recognition Supplies	\$ 601	\$ 494	\$ 924	\$ 1,497	\$ 4,017	\$ 211	\$ 2,500	\$ 5,000	160.7%	4.2%	
60210 - Uniform Supplies	\$ -	\$ 886	\$ 518	\$ 604	\$ 7	\$ -	\$ -	\$ -	N/A	N/A	
60265 - Public Health Commodities - Coronavi	\$ -	\$ -	\$ (208)	\$ -	\$ -	\$ -	\$ -	\$ -	N/A	N/A	
60570 - Office Furniture - Non-Capital	\$ 2,563	\$ 1,655	\$ -	\$ -	\$ -	\$ -	\$ -	\$ -	N/A	N/A	
64000 - Telephone	\$ -	\$ -	\$ -	\$ -	\$ -	\$ -	\$ 1,000	\$ 1,000	0.0%	0.0%	
Transfers Out	\$ -	\$ -	\$ 23,153	\$ -	\$ -	\$ -	\$ -	\$ -	N/A	N/A	
99000 - Transfer To Other Funds	\$ -	\$ -	\$ 23,153	\$ -	\$ -	\$ -	\$ -	\$ -	N/A	N/A	
99200 - Transfer to Fund 200	\$ -	\$ -	\$ -	\$ -	\$ -	\$ -	\$ -	\$ -	N/A	N/A	
Capital	\$ -	\$ -	\$ 16,250	\$ -	\$ -	\$ -	\$ -	\$ -	N/A	N/A	
70080 - Office Furniture	\$ -	\$ -	\$ 16,250	\$ -	\$ -	\$ -	\$ -	\$ -	N/A	N/A	
70100 - Copiers	\$ -	\$ -	\$ -	\$ -	\$ -	\$ -	\$ -	\$ -	N/A	N/A	
195 Children's Waiting Room	\$ 240,826	\$ 239,567	\$ (370,196)	\$ 123,759	\$ 117,908	\$ (10,768)	\$ -	\$ -			
Revenue	\$ 369,127	\$ 343,260	\$ 236,727	\$ 259,153	\$ 277,677	\$ -	\$ 144,755	\$ 147,135	191.8%	0.0%	
Interest Revenue	\$ 2,894	\$ 6,843	\$ (528)	\$ (4,065)	\$ 2,921	\$ -	\$ 1,005	\$ 10,385	290.7%	0.0%	
38000 - Investment Income	\$ 2,894	\$ 6,843	\$ (528)	\$ (4,065)	\$ 2,921	\$ -	\$ 1,005	\$ 10,385	290.7%	0.0%	
Other	\$ -	\$ -	\$ -	\$ -	\$ -	\$ -	\$ 7,000	\$ -	0.0%	N/A	
39900 - Fund Balance Utilization	\$ -	\$ -	\$ -	\$ -	\$ -	\$ -	\$ 7,000	\$ -	0.0%	N/A	

Judiciary & Public Safety Revenue Expense Budget Report - By Account Detail
Through December 31, 2023 (8.3% YTD, 7.69% Payroll Expense through Pay Period Ending 12/23/2023)
***2019, 2020, 2021, 2022 Actual Full Fiscal Year**

Department / Fund / Account Classification	2019 Actual Amount*	2020 Actual Amount*	2021 Actual Amount*	2022 Actual Amount*	2023 Actual Amount	2024 Actual Amount	2023 Adopted Budget	2024 Adopted Budget	2023 YTD% Actual/Budget	2024 YTD% Actual/Budget	2019 - 2024 Trend
Charges for Services	\$ 366,233	\$ 336,417	\$ 237,255	\$ 263,218	\$ 274,756	\$ -	\$ 136,750	\$ 136,750	200.9%	0.0%	
34270 - Children's Waiting Room Fees	\$ 366,233	\$ 336,417	\$ 237,255	\$ 263,218	\$ 274,756	\$ -	\$ 136,750	\$ 136,750	200.9%	0.0%	
Expenses	\$ 128,301	\$ 103,692	\$ 606,923	\$ 135,394	\$ 159,768	\$ 10,768	\$ 144,755	\$ 147,135	110.4%	7.3%	
Contractual Services	\$ 116,301	\$ 91,692	\$ 129,060	\$ 123,033	\$ 147,768	\$ 10,768	\$ 132,755	\$ 132,755	111.3%	8.1%	
50150 - Contractual/Consulting Services	\$ 116,301	\$ 91,692	\$ 129,060	\$ 123,033	\$ 147,768	\$ 10,768	\$ 132,755	\$ 132,755	111.3%	8.1%	
53000 - Liability Insurance	\$ -	\$ -	\$ -	\$ -	\$ -	\$ -	\$ -	\$ -	N/A	N/A	
Commodities	\$ -	\$ -	\$ -	\$ 361	\$ -	\$ -	\$ -	\$ -	N/A	N/A	
60000 - Office Supplies	\$ -	\$ -	\$ -	\$ 361	\$ -	\$ -	\$ -	\$ -	N/A	N/A	
Transfers Out	\$ 12,000	\$ 12,000	\$ 477,863	\$ 12,000	\$ 12,000	\$ -	\$ 12,000	\$ 12,000	100.0%	0.0%	
99000 - Transfer To Other Funds	\$ 12,000	\$ 12,000	\$ 477,863	\$ -	\$ -	\$ -	\$ -	\$ -	N/A	N/A	
99001 - Transfer to Fund 001	\$ -	\$ -	\$ -	\$ 12,000	\$ 12,000	\$ -	\$ 12,000	\$ 12,000	100.0%	0.0%	
Contingency and Other	\$ -	\$ -	\$ -	\$ -	\$ -	\$ -	\$ -	\$ 2,380	N/A	0.0%	
89000 - Addition to Fund Balance	\$ -	\$ -	\$ -	\$ -	\$ -	\$ -	\$ -	\$ 2,380	N/A	0.0%	
196 D.U.I.	\$ 39,526	\$ 46,152	\$ 20,257	\$ 5,194	\$ 7,838	\$ -	\$ -	\$ -			
Revenue	\$ 39,526	\$ 46,152	\$ 20,257	\$ 5,194	\$ 7,838	\$ -	\$ 12,580	\$ 19,539	62.3%	0.0%	
Interest Revenue	\$ 3,386	\$ 2,563	\$ (1)	\$ (2,812)	\$ 2,157	\$ -	\$ 580	\$ 7,539	371.8%	0.0%	
38000 - Investment Income	\$ 3,386	\$ 2,563	\$ (1)	\$ (2,812)	\$ 2,157	\$ -	\$ 580	\$ 7,539	371.8%	0.0%	
Fines	\$ 36,140	\$ 43,590	\$ 20,258	\$ 8,006	\$ 5,681	\$ -	\$ 12,000	\$ 12,000	47.3%	0.0%	
36050 - DUI Fines	\$ 36,140	\$ 43,590	\$ 20,258	\$ 8,006	\$ 5,681	\$ -	\$ 12,000	\$ 12,000	47.3%	0.0%	
Expenses	\$ -	\$ -	\$ -	\$ -	\$ -	\$ -	\$ 12,580	\$ 19,539	0.0%	0.0%	
Contractual Services	\$ -	\$ -	\$ -	\$ -	\$ -	\$ -	\$ 5,230	\$ 5,230	0.0%	0.0%	
50150 - Contractual/Consulting Services	\$ -	\$ -	\$ -	\$ -	\$ -	\$ -	\$ 5,230	\$ 5,230	0.0%	0.0%	
Contingency and Other	\$ -	\$ -	\$ -	\$ -	\$ -	\$ -	\$ 7,350	\$ 14,309	0.0%	0.0%	
89000 - Addition to Fund Balance	\$ -	\$ -	\$ -	\$ -	\$ -	\$ -	\$ 7,350	\$ 14,309	0.0%	0.0%	
197 Foreclosure Mediation Fund	\$ 33,042	\$ (16,262)	\$ (23,747)	\$ 25,709	\$ (12,635)	\$ -	\$ -	\$ -			
Revenue	\$ 69,467	\$ 28,116	\$ 26,963	\$ 46,609	\$ 21,187	\$ -	\$ 61,503	\$ 62,758	34.4%	0.0%	
Interest Revenue	\$ 3,767	\$ 2,316	\$ (37)	\$ (1,691)	\$ 1,387	\$ -	\$ 590	\$ 4,758	235.1%	0.0%	
38000 - Investment Income	\$ 3,767	\$ 2,316	\$ (37)	\$ (1,691)	\$ 1,387	\$ -	\$ 590	\$ 4,758	235.1%	0.0%	
Other	\$ -	\$ -	\$ -	\$ -	\$ -	\$ -	\$ 2,913	\$ -	0.0%	N/A	
39900 - Fund Balance Utilization	\$ -	\$ -	\$ -	\$ -	\$ -	\$ -	\$ 2,913	\$ -	0.0%	N/A	
Charges for Services	\$ 65,700	\$ 25,800	\$ 9,900	\$ 48,300	\$ 19,800	\$ -	\$ 58,000	\$ 58,000	34.1%	0.0%	
34375 - Foreclosure Filing Fee	\$ 65,700	\$ 25,800	\$ 9,900	\$ 48,300	\$ 19,800	\$ -	\$ 58,000	\$ 58,000	34.1%	0.0%	
Transfers In	\$ -	\$ -	\$ 17,100	\$ -	\$ -	\$ -	\$ -	\$ -	N/A	N/A	
39000 - Transfer From Other Funds	\$ -	\$ -	\$ 17,100	\$ -	\$ -	\$ -	\$ -	\$ -	N/A	N/A	

Judiciary & Public Safety Revenue Expense Budget Report - By Account Detail
 Through December 31, 2023 (8.3% YTD, 7.69% Payroll Expense through Pay Period Ending 12/23/2023)
 *2019, 2020, 2021, 2022 Actual Full Fiscal Year

Department / Fund / Account Classification	2019 Actual Amount*	2020 Actual Amount*	2021 Actual Amount*	2022 Actual Amount*	2023 Actual Amount	2024 Actual Amount	2023 Adopted Budget	2024 Adopted Budget	2023 YTD% Actual/Budget	2024 YTD% Actual/Budget	2019 - 2024 Trend
Expenses	\$ 36,424	\$ 44,378	\$ 50,710	\$ 20,900	\$ 33,822	\$ -	\$ 61,503	\$ 62,758	55.0%	0.0%	
Contractual Services	\$ 36,159	\$ 44,094	\$ 50,710	\$ 20,900	\$ 30,909	\$ -	\$ 56,590	\$ 56,590	54.6%	0.0%	
50120 - Per Diem Expense	\$ 10,486	\$ -	\$ -	\$ -	\$ -	\$ -	\$ -	\$ -	N/A	N/A	
50150 - Contractual/Consulting Services	\$ 25,673	\$ 44,094	\$ 50,710	\$ 20,900	\$ 30,909	\$ -	\$ 56,590	\$ 56,590	54.6%	0.0%	
Commodities	\$ 265	\$ 284	\$ -	\$ -	\$ -	\$ -	\$ 2,000	\$ 2,000	0.0%	0.0%	
60000 - Office Supplies	\$ 265	\$ 284	\$ -	\$ -	\$ -	\$ -	\$ 2,000	\$ 2,000	0.0%	0.0%	
Transfers Out	\$ -	\$ -	\$ -	\$ -	\$ 2,913	\$ -	\$ 2,913	\$ -	100.0%	N/A	
99001 - Transfer to Fund 001	\$ -	\$ -	\$ -	\$ -	\$ 2,913	\$ -	\$ 2,913	\$ -	100.0%	N/A	
Contingency and Other	\$ -	\$ -	\$ -	\$ -	\$ -	\$ -	\$ -	\$ 4,168	N/A	0.0%	
89000 - Addition to Fund Balance	\$ -	\$ -	\$ -	\$ -	\$ -	\$ -	\$ -	\$ 4,168	N/A	0.0%	
492 Marriage Fees	\$ 1,408	\$ (6,049)	\$ (918)	\$ 409	\$ 35	\$ -	\$ -	\$ -			
Revenue	\$ 14,060	\$ 5,440	\$ 9,680	\$ 10,321	\$ 35	\$ -	\$ 3,000	\$ 3,121	1.2%	0.0%	
Interest Revenue	\$ -	\$ -	\$ -	\$ (49)	\$ 35	\$ -	\$ -	\$ 121	N/A	0.0%	
38000 - Investment Income	\$ -	\$ -	\$ -	\$ (49)	\$ 35	\$ -	\$ -	\$ 121	N/A	0.0%	
Charges for Services	\$ 14,060	\$ 5,440	\$ 6,080	\$ 10,370	\$ -	\$ -	\$ 3,000	\$ 3,000	0.0%	0.0%	
35390 - Wedding Fee	\$ 14,060	\$ 5,440	\$ 6,080	\$ 10,370	\$ -	\$ -	\$ 3,000	\$ 3,000	0.0%	0.0%	
Transfers In	\$ -	\$ -	\$ 3,600	\$ -	\$ -	\$ -	\$ -	\$ -	N/A	N/A	
39000 - Transfer From Other Funds	\$ -	\$ -	\$ 3,600	\$ -	\$ -	\$ -	\$ -	\$ -	N/A	N/A	
Expenses	\$ 12,652	\$ 11,489	\$ 10,598	\$ 9,912	\$ -	\$ -	\$ 3,000	\$ 3,121	0.0%	0.0%	
Contractual Services	\$ 10,607	\$ 10,085	\$ 10,085	\$ 9,395	\$ -	\$ -	\$ -	\$ -	N/A	N/A	
50150 - Contractual/Consulting Services	\$ -	\$ -	\$ -	\$ -	\$ -	\$ -	\$ -	\$ -	N/A	N/A	
53100 - Conferences and Meetings	\$ 1,197	\$ -	\$ -	\$ -	\$ -	\$ -	\$ -	\$ -	N/A	N/A	
53130 - General Association Dues	\$ 9,410	\$ 10,085	\$ 10,085	\$ 9,395	\$ -	\$ -	\$ -	\$ -	N/A	N/A	
Commodities	\$ 2,045	\$ 1,404	\$ 513	\$ 517	\$ -	\$ -	\$ 3,000	\$ 3,121	0.0%	0.0%	
60010 - Operating Supplies	\$ 2,045	\$ 1,404	\$ 513	\$ 517	\$ -	\$ -	\$ 3,000	\$ 3,121	0.0%	0.0%	
Contingency and Other	\$ -	\$ -	\$ -	\$ -	\$ -	\$ -	\$ -	\$ -	N/A	N/A	
89000 - Addition to Fund Balance	\$ -	\$ -	\$ -	\$ -	\$ -	\$ -	\$ -	\$ -	N/A	N/A	
Grand Total	\$ (2,461,243)	\$ (2,125,402)	\$ (2,718,797)	\$ (2,413,754)	\$ (2,845,168)	\$ (203,383)	\$ -	\$ -			

Judiciary & Public Safety Revenue Expense Budget Report - By Account Detail
Through December 31, 2023 (8.3% YTD, 7.69% Payroll Expense through Pay Period Ending 12/23/2023)
***2019, 2020, 2021, 2022 Actual Full Fiscal Year**

Department / Fund / Account Classification	2019 Actual Amount*	2020 Actual Amount*	2021 Actual Amount*	2022 Actual Amount*	2023 Actual Amount	2024 Actual Amount	2023 Adopted Budget	2024 Adopted Budget	2023 YTD% Actual/Budget	2024 YTD% Actual/Budget	2019 - 2024 Trend
250 Circuit Clerk	\$ 3,165,836	\$ 986,371	\$ 565,783	\$ (155,824)	\$ (275,434)	\$ (392,957)					
001 General Fund	\$ 2,213,703	\$ 1,282,351	\$ 517,615	\$ 31,515	\$ (970,821)	\$ (300,732)					
Revenue	\$ 5,835,701	\$ 4,507,471	\$ 3,872,703	\$ 3,699,797	\$ 3,716,799	\$ -	\$ 3,588,100	\$ 3,337,500	103.6%	0.0%	
Interest Revenue	\$ 8,400	\$ 7,989	\$ 7,997	\$ 2,993	\$ 12,307	\$ -	\$ 7,000	\$ 7,000	175.8%	0.0%	
38030 - Investment Income- Other Depts	\$ 8,400	\$ 7,989	\$ 7,997	\$ 2,993	\$ 12,307	\$ -	\$ 7,000	\$ 7,000	175.8%	0.0%	
Charges for Services	\$ 5,802,340	\$ 4,469,814	\$ 3,863,968	\$ 3,695,702	\$ 3,696,761	\$ -	\$ 3,580,100	\$ 3,330,000	103.3%	0.0%	
34200 - General Circuit Division Fees	\$ 4,467,646	\$ 3,424,706	\$ 2,948,599	\$ 2,838,423	\$ 2,863,914	\$ -	\$ 3,055,100	\$ 2,870,000	93.7%	0.0%	
34210 - 10% Bond Fees	\$ 530,796	\$ 420,949	\$ 474,986	\$ 412,807	\$ 363,401	\$ -	\$ -	\$ -	N/A	N/A	
34220 - Mailing Fees	\$ 48,674	\$ 45,597	\$ 40,823	\$ 32,745	\$ 42,014	\$ -	\$ 45,000	\$ 40,000	93.4%	0.0%	
34230 - County Court System Fees	\$ 554,831	\$ 578,481	\$ 399,535	\$ 411,702	\$ 427,432	\$ -	\$ 480,000	\$ 420,000	89.0%	0.0%	
35260 - Additional Circuit Divison Fees	\$ 200,393	\$ 81	\$ 25	\$ 25	\$ -	\$ -	\$ -	\$ -	N/A	N/A	
Fines	\$ 24,961	\$ 29,668	\$ 739	\$ 1,103	\$ 100	\$ -	\$ 1,000	\$ 500	10.0%	0.0%	
36050 - DUI Fines	\$ 24,961	\$ 29,668	\$ 739	\$ 1,103	\$ 100	\$ -	\$ 1,000	\$ 500	10.0%	0.0%	
Transfers In	\$ -	\$ -	\$ -	\$ -	\$ 7,631	\$ -	\$ -	\$ -	N/A	N/A	
39355 - Transfer from Fund 355	\$ -	\$ -	\$ -	\$ -	\$ 7,631	\$ -	\$ -	\$ -	N/A	N/A	
Expenses	\$ 3,621,998	\$ 3,225,120	\$ 3,355,088	\$ 3,668,282	\$ 4,687,620	\$ 300,732	\$ 6,012,952	\$ 5,279,611	78.0%	5.7%	
Personnel Services- Salaries & Wages	\$ 2,878,691	\$ 2,592,439	\$ 2,750,988	\$ 2,855,446	\$ 3,697,421	\$ 299,314	\$ 4,039,274	\$ 4,893,726	91.5%	6.1%	
40000 - Salaries and Wages	\$ 2,800,598	\$ 2,714,573	\$ 2,691,915	\$ 2,806,710	\$ 3,633,744	\$ 293,148	\$ 4,318,470	\$ 4,766,391	84.1%	6.2%	
40005 - New Position Budget Moved to Contin	\$ -	\$ -	\$ -	\$ -	\$ -	\$ -	\$ (407,852)	\$ -	0.0%	N/A	
40009 - Salaries and Wages Subsidy	\$ -	\$ (177,169)	\$ -	\$ -	\$ -	\$ -	\$ -	\$ -	N/A	N/A	
40200 - Overtime Salaries	\$ 51,144	\$ 32,696	\$ 35,942	\$ 28,660	\$ 35,109	\$ 3,635	\$ 81,715	\$ 80,535	43.0%	4.5%	
40310 - Bond Call	\$ 26,950	\$ 22,339	\$ 23,130	\$ 20,076	\$ 28,568	\$ 2,531	\$ 46,941	\$ 46,800	60.9%	5.4%	
Personnel Services- Employee Benefits	\$ 638,913	\$ 538,634	\$ 539,532	\$ 739,414	\$ 877,515	\$ 1,253	\$ 1,266,799	\$ -	69.3%	N/A	
45000 - Healthcare Contribution	\$ 616,904	\$ 564,296	\$ 520,645	\$ 715,651	\$ 851,252	\$ -	\$ 1,230,736	\$ -	69.2%	N/A	
45009 - Healthcare Subsidy	\$ -	\$ (42,732)	\$ -	\$ -	\$ -	\$ -	\$ -	\$ -	N/A	N/A	
45010 - Dental Contribution	\$ 22,009	\$ 18,561	\$ 18,887	\$ 23,763	\$ 26,264	\$ 1,253	\$ 36,063	\$ -	72.8%	N/A	
45019 - Dental Subsidy	\$ -	\$ (1,492)	\$ -	\$ -	\$ -	\$ -	\$ -	\$ -	N/A	N/A	
Contractual Services	\$ 76,471	\$ 76,942	\$ 35,669	\$ 46,907	\$ 55,858	\$ 60	\$ 470,565	\$ 156,321	11.9%	0.0%	
50160 - Legal Services	\$ 2,122	\$ 2,169	\$ 1,266	\$ 1,230	\$ 2,075	\$ 60	\$ 5,400	\$ 10,400	38.4%	0.6%	
50235 - Public Health Services - Coronavirus	\$ -	\$ -	\$ -	\$ 4,983	\$ -	\$ -	\$ -	\$ -	N/A	N/A	
52160 - Repairs and Maint- Equipment	\$ 9,910	\$ 3,534	\$ 10,470	\$ 9,998	\$ 7,845	\$ -	\$ 353,264	\$ 21,230	2.2%	0.0%	
52230 - Repairs and Maint- Vehicles	\$ 82	\$ -	\$ 72	\$ -	\$ -	\$ -	\$ 1,000	\$ 2,000	0.0%	0.0%	
53060 - General Printing	\$ 26,605	\$ 26,280	\$ 2,293	\$ 540	\$ 13,352	\$ -	\$ 34,700	\$ 34,500	38.5%	0.0%	
53070 - Legal Printing	\$ -	\$ -	\$ -	\$ 120	\$ -	\$ -	\$ -	\$ -	N/A	N/A	
53100 - Conferences and Meetings	\$ 12,737	\$ 20,300	\$ 6,972	\$ 9,744	\$ 6,808	\$ -	\$ 23,520	\$ 24,950	28.9%	0.0%	
53110 - Employee Training	\$ 1,659	\$ 9,615	\$ 95	\$ 759	\$ 3,598	\$ -	\$ 12,490	\$ 21,940	28.8%	0.0%	
53120 - Employee Mileage Expense	\$ 21,567	\$ 13,638	\$ 13,214	\$ 18,122	\$ 20,701	\$ -	\$ 38,150	\$ 38,750	54.3%	0.0%	

Judiciary & Public Safety Revenue Expense Budget Report - By Account Detail
Through December 31, 2023 (8.3% YTD, 7.69% Payroll Expense through Pay Period Ending 12/23/2023)
***2019, 2020, 2021, 2022 Actual Full Fiscal Year**

Department / Fund / Account Classification	2019 Actual Amount*	2020 Actual Amount*	2021 Actual Amount*	2022 Actual Amount*	2023 Actual Amount	2024 Actual Amount	2023 Adopted Budget	2024 Adopted Budget	2023 YTD% Actual/Budget	2024 YTD% Actual/Budget	2019 - 2024 Trend
53130 - General Association Dues	\$ 1,789	\$ 1,406	\$ 1,287	\$ 1,412	\$ 1,480	\$ -	\$ 1,941	\$ 2,451	76.2%	0.0%	
53170 - Employee Medical Expense	\$ -	\$ -	\$ -	\$ -	\$ -	\$ -	\$ 100	\$ 100	0.0%	0.0%	
Commodities	\$ 27,923	\$ 17,105	\$ 28,900	\$ 20,873	\$ 54,382	\$ 105	\$ 154,084	\$ 147,334	35.3%	0.1%	
60000 - Office Supplies	\$ 20,445	\$ 15,722	\$ 27,304	\$ 15,200	\$ 50,920	\$ 105	\$ 138,044	\$ 134,330	36.9%	0.1%	
60050 - Books and Subscriptions	\$ 1,684	\$ -	\$ 1,506	\$ 1,489	\$ -	\$ -	\$ 4,500	\$ 600	0.0%	0.0%	
60265 - Public Health Commodities - Coronavi	\$ -	\$ -	\$ -	\$ -	\$ -	\$ -	\$ -	\$ -	N/A	N/A	
63040 - Fuel- Vehicles	\$ 390	\$ 45	\$ 90	\$ 69	\$ 114	\$ -	\$ 500	\$ 500	22.9%	0.0%	
64000 - Telephone	\$ 5,405	\$ 1,339	\$ -	\$ 4,115	\$ 3,347	\$ -	\$ 11,040	\$ 11,904	30.3%	0.0%	
Transfers Out	\$ -	\$ -	\$ -	\$ 5,641	\$ -	\$ -	\$ -	\$ -	N/A	N/A	
99010 - Transfer To Fund 010	\$ -	\$ -	\$ -	\$ 1,496	\$ -	\$ -	\$ -	\$ -	N/A	N/A	
99110 - Transfer to Fund 110	\$ -	\$ -	\$ -	\$ 1,940	\$ -	\$ -	\$ -	\$ -	N/A	N/A	
99111 - Transfer to Fund 111	\$ -	\$ -	\$ -	\$ 2,205	\$ -	\$ -	\$ -	\$ -	N/A	N/A	
Capital	\$ -	\$ -	\$ -	\$ -	\$ 2,444	\$ -	\$ 82,230	\$ 82,230	3.0%	0.0%	
70000 - Computers	\$ -	\$ -	\$ -	\$ -	\$ 2,444	\$ -	\$ 82,230	\$ 82,230	3.0%	0.0%	
200 Court Automation	\$ 412,083	\$ (251,803)	\$ (41,392)	\$ 15,704	\$ 334,398	\$ (25,300)					
Revenue	\$ 1,479,204	\$ 892,076	\$ 1,044,703	\$ 764,272	\$ 776,816	\$ -	\$ 1,028,542	\$ 1,038,233	75.5%	0.0%	
Interest Revenue	\$ 20,915	\$ 12,798	\$ 272	\$ (8,020)	\$ 6,775	\$ -	\$ 500	\$ 23,279	1355.1%	0.0%	
38000 - Investment Income	\$ 20,915	\$ 12,798	\$ 272	\$ (8,020)	\$ 6,775	\$ -	\$ 500	\$ 23,279	1355.1%	0.0%	
Other	\$ -	\$ -	\$ -	\$ -	\$ -	\$ -	\$ 228,042	\$ 264,954	0.0%	0.0%	
39900 - Fund Balance Utilization	\$ -	\$ -	\$ -	\$ -	\$ -	\$ -	\$ 228,042	\$ 264,954	0.0%	0.0%	
Charges for Services	\$ 1,458,289	\$ 879,278	\$ 793,531	\$ 772,291	\$ 767,912	\$ -	\$ 800,000	\$ 750,000	96.0%	0.0%	
35900 - Miscellaneous Fees	\$ 1,458,289	\$ 879,278	\$ 793,531	\$ 772,291	\$ 767,912	\$ -	\$ 800,000	\$ 750,000	96.0%	0.0%	
Transfers In	\$ -	\$ -	\$ 250,900	\$ -	\$ 2,129	\$ -	\$ -	\$ -	N/A	N/A	
39000 - Transfer From Other Funds	\$ -	\$ -	\$ 250,900	\$ -	\$ -	\$ -	\$ -	\$ -	N/A	N/A	
39355 - Transfer from Fund 355	\$ -	\$ -	\$ -	\$ -	\$ 2,129	\$ -	\$ -	\$ -	N/A	N/A	
Expenses	\$ 1,067,121	\$ 1,143,879	\$ 1,086,095	\$ 748,568	\$ 442,419	\$ 25,300	\$ 1,028,542	\$ 1,038,233	43.0%	2.4%	
Personnel Services- Salaries & Wages	\$ 481,043	\$ 495,327	\$ 441,010	\$ 407,642	\$ 276,046	\$ 18,060	\$ 469,794	\$ 400,749	58.8%	4.5%	
40000 - Salaries and Wages	\$ 481,043	\$ 522,198	\$ 441,001	\$ 405,570	\$ 275,970	\$ 18,060	\$ 469,794	\$ 389,076	58.7%	4.6%	
40003 - Cost of Living Increase	\$ -	\$ -	\$ -	\$ -	\$ -	\$ -	\$ -	\$ 11,673	N/A	0.0%	
40009 - Salaries and Wages Subsidy	\$ -	\$ (26,871)	\$ -	\$ -	\$ -	\$ -	\$ -	\$ -	N/A	N/A	
40200 - Overtime Salaries	\$ -	\$ -	\$ 10	\$ 2,072	\$ 76	\$ -	\$ -	\$ -	N/A	N/A	
40310 - Bond Call	\$ -	\$ -	\$ -	\$ -	\$ -	\$ -	\$ -	\$ -	N/A	N/A	
Personnel Services- Employee Benefits	\$ 193,727	\$ 197,294	\$ 171,936	\$ 162,442	\$ 109,937	\$ 7,240	\$ 270,021	\$ 217,389	40.7%	3.3%	
45000 - Healthcare Contribution	\$ 121,840	\$ 126,515	\$ 100,194	\$ 103,789	\$ 74,186	\$ 4,981	\$ 204,972	\$ 164,043	36.2%	3.0%	
45009 - Healthcare Subsidy	\$ -	\$ (5,828)	\$ -	\$ -	\$ -	\$ -	\$ -	\$ -	N/A	N/A	
45010 - Dental Contribution	\$ 3,742	\$ 3,805	\$ 3,308	\$ 2,856	\$ 1,658	\$ 110	\$ 4,947	\$ 4,332	33.5%	2.5%	

Judiciary & Public Safety Revenue Expense Budget Report - By Account Detail
Through December 31, 2023 (8.3% YTD, 7.69% Payroll Expense through Pay Period Ending 12/23/2023)
***2019, 2020, 2021, 2022 Actual Full Fiscal Year**

Department / Fund / Account Classification	2019 Actual Amount*	2020 Actual Amount*	2021 Actual Amount*	2022 Actual Amount*	2023 Actual Amount	2024 Actual Amount	2023 Adopted Budget	2024 Adopted Budget	2023 YTD% Actual/Budget	2024 YTD% Actual/Budget	2019 - 2024 Trend
45019 - Dental Subsidy	\$ -	\$ (246)	\$ -	\$ -	\$ -	\$ -	\$ -	\$ -	N/A	N/A	
45100 - FICA/SS Contribution	\$ 34,608	\$ 37,649	\$ 31,834	\$ 29,536	\$ 20,179	\$ 1,309	\$ 35,920	\$ 30,658	56.2%	4.3%	
45109 - FICA/SS Subsidy	\$ -	\$ (1,856)	\$ -	\$ -	\$ -	\$ -	\$ -	\$ -	N/A	N/A	
45200 - IMRF Contribution	\$ 33,537	\$ 39,415	\$ 36,600	\$ 26,262	\$ 13,914	\$ 840	\$ 24,182	\$ 18,356	57.5%	4.6%	
45209 - IMRF Subsidy	\$ -	\$ (2,160)	\$ -	\$ -	\$ -	\$ -	\$ -	\$ -	N/A	N/A	
Contractual Services	\$ 76,469	\$ 138,548	\$ 146,518	\$ 149,551	\$ 52,612	\$ -	\$ 161,673	\$ 133,825	32.5%	0.0%	
52130 - Repairs and Maint- Computers	\$ 5,035	\$ -	\$ -	\$ -	\$ -	\$ -	\$ -	\$ -	N/A	N/A	
52160 - Repairs and Maint- Equipment	\$ 25,663	\$ 113,897	\$ 86,773	\$ 103,604	\$ 16,701	\$ -	\$ 100,450	\$ 73,200	16.6%	0.0%	
53000 - Liability Insurance	\$ 11,164	\$ 10,475	\$ 8,905	\$ 12,606	\$ 13,711	\$ -	\$ 13,711	\$ 12,101	100.0%	0.0%	
53010 - Workers Compensation	\$ 14,924	\$ 12,780	\$ 13,965	\$ 15,214	\$ 10,424	\$ -	\$ 10,424	\$ 8,328	100.0%	0.0%	
53020 - Unemployment Claims	\$ 657	\$ 302	\$ 282	\$ 3,293	\$ 188	\$ -	\$ 188	\$ 196	100.0%	0.0%	
53060 - General Printing	\$ 15,588	\$ -	\$ 28,301	\$ 5,986	\$ -	\$ -	\$ -	\$ -	N/A	N/A	
53100 - Conferences and Meetings	\$ 2,641	\$ 884	\$ 7,979	\$ 8,169	\$ 11,195	\$ -	\$ 33,400	\$ 37,000	33.5%	0.0%	
53120 - Employee Mileage Expense	\$ 796	\$ 211	\$ 313	\$ 678	\$ 393	\$ -	\$ 3,500	\$ 3,000	11.2%	0.0%	
Commodities	\$ 16,882	\$ 13,709	\$ 27,630	\$ 3,796	\$ 3,823	\$ -	\$ 3,750	\$ 162,500	101.9%	0.0%	
60020 - Computer Related Supplies	\$ 6,608	\$ 3,413	\$ 11,548	\$ 172	\$ -	\$ -	\$ -	\$ -	N/A	N/A	
60070 - Computer Hardware- Non Capital	\$ 10,274	\$ 10,296	\$ 16,082	\$ -	\$ -	\$ -	\$ -	\$ 158,750	N/A	0.0%	
60265 - Public Health Commodities - Coronavi	\$ -	\$ -	\$ -	\$ -	\$ -	\$ -	\$ -	\$ -	N/A	N/A	
64010 - Cellular Phone	\$ -	\$ -	\$ -	\$ 3,624	\$ 3,823	\$ -	\$ 3,750	\$ 3,750	101.9%	0.0%	
Transfers Out	\$ 299,000	\$ 299,000	\$ 299,000	\$ 25,137	\$ -	\$ -	\$ 23,304	\$ 23,770	0.0%	0.0%	
99000 - Transfer To Other Funds	\$ 299,000	\$ 299,000	\$ 299,000	\$ -	\$ -	\$ -	\$ -	\$ -	N/A	N/A	
99001 - Transfer to Fund 001	\$ -	\$ -	\$ -	\$ 25,137	\$ -	\$ -	\$ 23,304	\$ 23,770	0.0%	0.0%	
Capital	\$ -	\$ -	\$ -	\$ -	\$ -	\$ -	\$ 100,000	\$ 100,000	0.0%	0.0%	
70000 - Computers	\$ -	\$ -	\$ -	\$ -	\$ -	\$ -	\$ -	\$ -	N/A	N/A	
70020 - Computer Software- Capital	\$ -	\$ -	\$ -	\$ -	\$ -	\$ -	\$ -	\$ -	N/A	N/A	
70050 - Printers	\$ -	\$ -	\$ -	\$ -	\$ -	\$ -	\$ -	\$ -	N/A	N/A	
70090 - Office Equipment	\$ -	\$ -	\$ -	\$ -	\$ -	\$ -	\$ 100,000	\$ 100,000	0.0%	0.0%	
Contingency and Other	\$ -	\$ -	\$ -	\$ -	\$ -	\$ -	\$ -	\$ -	N/A	N/A	
89000 - Addition to Fund Balance	\$ -	\$ -	\$ -	\$ -	\$ -	\$ -	\$ -	\$ -	N/A	N/A	
201 Court Document Storage	\$ 222,160	\$ (259,347)	\$ 7,876	\$ (145,619)	\$ 265,720	\$ (34,343)					
Revenue	\$ 1,402,489	\$ 839,620	\$ 1,044,444	\$ 745,678	\$ 767,322	\$ -	\$ 825,050	\$ 755,047	93.0%	0.0%	
Interest Revenue	\$ 11,208	\$ 6,392	\$ (425)	\$ 346	\$ 1,571	\$ -	\$ 500	\$ 5,047	314.2%	0.0%	
38000 - Investment Income	\$ 11,208	\$ 6,392	\$ (425)	\$ 346	\$ 1,571	\$ -	\$ 500	\$ 5,047	314.2%	0.0%	
Other	\$ -	\$ -	\$ -	\$ -	\$ -	\$ -	\$ 24,550	\$ -	0.0%	N/A	
39900 - Fund Balance Utilization	\$ -	\$ -	\$ -	\$ -	\$ -	\$ -	\$ 24,550	\$ -	0.0%	N/A	
Fines	\$ 1,391,281	\$ 833,228	\$ 755,768	\$ 745,332	\$ 762,314	\$ -	\$ 800,000	\$ 750,000	95.3%	0.0%	
36060 - Traffic Violation Fines	\$ 1,391,281	\$ 833,228	\$ 755,768	\$ 745,332	\$ 762,314	\$ -	\$ 800,000	\$ 750,000	95.3%	0.0%	

Judiciary & Public Safety Revenue Expense Budget Report - By Account Detail
Through December 31, 2023 (8.3% YTD, 7.69% Payroll Expense through Pay Period Ending 12/23/2023)
***2019, 2020, 2021, 2022 Actual Full Fiscal Year**

Department / Fund / Account Classification	2019 Actual Amount*	2020 Actual Amount*	2021 Actual Amount*	2022 Actual Amount*	2023 Actual Amount	2024 Actual Amount	2023 Adopted Budget	2024 Adopted Budget	2023 YTD% Actual/Budget	2024 YTD% Actual/Budget	2019 - 2024 Trend
Transfers In	\$ -	\$ -	\$ 289,100	\$ -	\$ 3,437	\$ -	\$ -	\$ -	N/A	N/A	
39000 - Transfer From Other Funds	\$ -	\$ -	\$ 289,100	\$ -	\$ -	\$ -	\$ -	\$ -	N/A	N/A	
39355 - Transfer from Fund 355	\$ -	\$ -	\$ -	\$ -	\$ 3,437	\$ -	\$ -	\$ -	N/A	N/A	
Expenses	\$ 1,180,329	\$ 1,098,967	\$ 1,036,568	\$ 891,297	\$ 501,602	\$ 34,343	\$ 825,050	\$ 755,047	60.8%	4.5%	
Personnel Services- Salaries & Wages	\$ 745,508	\$ 649,979	\$ 644,087	\$ 554,870	\$ 311,940	\$ 16,577	\$ 317,369	\$ 202,115	98.3%	8.2%	
40000 - Salaries and Wages	\$ 744,984	\$ 691,053	\$ 643,897	\$ 545,389	\$ 311,940	\$ 16,577	\$ 317,369	\$ 196,228	98.3%	8.4%	
40003 - Cost of Living Increase	\$ -	\$ -	\$ -	\$ -	\$ -	\$ -	\$ -	\$ 5,887	N/A	0.0%	
40009 - Salaries and Wages Subsidy	\$ -	\$ (41,248)	\$ -	\$ -	\$ -	\$ -	\$ -	\$ -	N/A	N/A	
40200 - Overtime Salaries	\$ 524	\$ 174	\$ 157	\$ 4,776	\$ -	\$ -	\$ -	\$ -	N/A	N/A	
40310 - Bond Call	\$ -	\$ -	\$ 33	\$ 4,705	\$ -	\$ -	\$ -	\$ -	N/A	N/A	
Personnel Services- Employee Benefits	\$ 344,853	\$ 325,982	\$ 320,362	\$ 206,849	\$ 136,409	\$ 8,126	\$ 130,713	\$ 163,799	104.4%	5.0%	
45000 - Healthcare Contribution	\$ 232,602	\$ 239,793	\$ 214,970	\$ 126,506	\$ 96,572	\$ 6,083	\$ 87,835	\$ 135,692	109.9%	4.5%	
45009 - Healthcare Subsidy	\$ -	\$ (14,737)	\$ -	\$ -	\$ -	\$ -	\$ -	\$ -	N/A	N/A	
45010 - Dental Contribution	\$ 7,896	\$ 7,643	\$ 7,501	\$ 3,630	\$ 2,390	\$ 143	\$ 2,254	\$ 3,388	106.0%	4.2%	
45019 - Dental Subsidy	\$ -	\$ (575)	\$ -	\$ -	\$ -	\$ -	\$ -	\$ -	N/A	N/A	
45100 - FICA/SS Contribution	\$ 52,995	\$ 48,813	\$ 45,098	\$ 41,127	\$ 22,149	\$ 1,160	\$ 24,279	\$ 15,462	91.2%	7.5%	
45109 - FICA/SS Subsidy	\$ -	\$ (2,759)	\$ -	\$ -	\$ -	\$ -	\$ -	\$ -	N/A	N/A	
45200 - IMRF Contribution	\$ 51,361	\$ 51,120	\$ 52,793	\$ 35,585	\$ 15,299	\$ 739	\$ 16,345	\$ 9,257	93.6%	8.0%	
45209 - IMRF Subsidy	\$ -	\$ (3,316)	\$ -	\$ -	\$ -	\$ -	\$ -	\$ -	N/A	N/A	
Contractual Services	\$ 54,198	\$ 97,351	\$ 58,165	\$ 78,290	\$ 44,067	\$ 9,640	\$ 222,260	\$ 219,171	19.8%	4.4%	
50490 - Destruction of Records Services	\$ 4,732	\$ 7,406	\$ 6,662	\$ 3,231	\$ 6,322	\$ -	\$ 15,000	\$ 15,000	42.1%	0.0%	
52140 - Repairs and Maint- Copiers	\$ 8,663	\$ 9,599	\$ 6,179	\$ 7,669	\$ 10,216	\$ -	\$ 19,520	\$ 21,270	52.3%	0.0%	
52160 - Repairs and Maint- Equipment	\$ 9,190	\$ 18,380	\$ 9,190	\$ 28,680	\$ 10,900	\$ 9,640	\$ 46,299	\$ 47,499	23.5%	20.3%	
53000 - Liability Insurance	\$ 13,195	\$ 14,270	\$ 13,898	\$ 15,347	\$ 9,268	\$ -	\$ 9,268	\$ 6,103	100.0%	0.0%	
53010 - Workers Compensation	\$ 17,641	\$ 17,411	\$ 21,797	\$ 18,733	\$ 7,046	\$ -	\$ 7,046	\$ 4,200	100.0%	0.0%	
53020 - Unemployment Claims	\$ 777	\$ 410	\$ 439	\$ 4,631	\$ 127	\$ -	\$ 127	\$ 99	100.0%	0.0%	
53090 - Film Conversion/Book Binding	\$ -	\$ 29,875	\$ -	\$ -	\$ -	\$ -	\$ 125,000	\$ 125,000	0.0%	0.0%	
53100 - Conferences and Meetings	\$ -	\$ -	\$ -	\$ -	\$ 14	\$ -	\$ -	\$ -	N/A	N/A	
53120 - Employee Mileage Expense	\$ -	\$ -	\$ -	\$ -	\$ 175	\$ -	\$ -	\$ -	N/A	N/A	
Commodities	\$ 35,770	\$ 25,655	\$ 13,954	\$ 14,979	\$ 1,685	\$ -	\$ 6,000	\$ 8,000	28.1%	0.0%	
60000 - Office Supplies	\$ 8,000	\$ -	\$ 110	\$ -	\$ 1,593	\$ -	\$ 3,000	\$ 6,000	53.1%	0.0%	
60020 - Computer Related Supplies	\$ 27,770	\$ 25,655	\$ 13,844	\$ 14,629	\$ -	\$ -	\$ 2,500	\$ 1,500	0.0%	0.0%	
60265 - Public Health Commodities - Coronavi	\$ -	\$ -	\$ -	\$ -	\$ -	\$ -	\$ -	\$ -	N/A	N/A	
64010 - Cellular Phone	\$ -	\$ -	\$ -	\$ 351	\$ 92	\$ -	\$ 500	\$ 500	18.4%	0.0%	
Transfers Out	\$ -	\$ -	\$ -	\$ 36,309	\$ -	\$ -	\$ 37,869	\$ 11,885	0.0%	0.0%	
99000 - Transfer To Other Funds	\$ -	\$ -	\$ -	\$ -	\$ -	\$ -	\$ -	\$ -	N/A	N/A	
99001 - Transfer to Fund 001	\$ -	\$ -	\$ -	\$ 36,309	\$ -	\$ -	\$ 37,869	\$ 11,885	0.0%	0.0%	

Judiciary & Public Safety Revenue Expense Budget Report - By Account Detail
Through December 31, 2023 (8.3% YTD, 7.69% Payroll Expense through Pay Period Ending 12/23/2023)
***2019, 2020, 2021, 2022 Actual Full Fiscal Year**

Department / Fund / Account Classification	2019 Actual Amount*	2020 Actual Amount*	2021 Actual Amount*	2022 Actual Amount*	2023 Actual Amount	2024 Actual Amount	2023 Adopted Budget	2024 Adopted Budget	2023 YTD% Actual/Budget	2024 YTD% Actual/Budget	2019 - 2024 Trend
Capital	\$ -	\$ -	\$ -	\$ -	\$ 7,500	\$ -	\$ 7,500	\$ -	100.0%	N/A	
70050 - Printers	\$ -	\$ -	\$ -	\$ -	\$ 7,500	\$ -	\$ 7,500	\$ -	100.0%	N/A	
70080 - Office Furniture	\$ -	\$ -	\$ -	\$ -	\$ -	\$ -	\$ -	\$ -	N/A	N/A	
Contingency and Other	\$ -	\$ -	\$ -	\$ -	\$ -	\$ -	\$ 103,339	\$ 150,077		0.0%	
89000 - Addition to Fund Balance	\$ -	\$ -	\$ -	\$ -	\$ -	\$ -	\$ 103,339	\$ 150,077	0.0%	0.0%	
202 Child Support	\$ 59,790	\$ 17,686	\$ (21,718)	\$ (64,975)	\$ (13,012)	\$ (2,303)					
Revenue	\$ 144,550	\$ 109,048	\$ 86,439	\$ 94,412	\$ 82,465	\$ -	\$ 182,195	\$ 156,040	45.3%	0.0%	
Interest Revenue	\$ 9,394	\$ 5,969	\$ 78	\$ (3,457)	\$ 2,987	\$ -	\$ 1,000	\$ 10,418	298.7%	0.0%	
38000 - Investment Income	\$ 9,394	\$ 5,969	\$ 78	\$ (3,457)	\$ 2,987	\$ -	\$ 1,000	\$ 10,418	298.7%	0.0%	
Other	\$ -	\$ -	\$ -	\$ -	\$ -	\$ -	\$ 44,167	\$ 48,594	0.0%	0.0%	
39900 - Fund Balance Utilization	\$ -	\$ -	\$ -	\$ -	\$ -	\$ -	\$ 44,167	\$ 48,594	0.0%	0.0%	
Charges for Services	\$ 104,391	\$ 83,171	\$ 69,771	\$ 89,238	\$ 58,762	\$ -	\$ 100,000	\$ 60,000	58.8%	0.0%	
34830 - Child Support Annual Admin Fees	\$ 104,391	\$ 83,171	\$ 69,771	\$ 89,238	\$ 58,762	\$ -	\$ 100,000	\$ 60,000	58.8%	0.0%	
Grants	\$ 30,765	\$ 19,908	\$ 16,590	\$ 8,631	\$ 20,076	\$ -	\$ 37,028	\$ 37,028	54.2%	0.0%	
34835 - Court Clerk/HFS-SDU	\$ 30,765	\$ 19,908	\$ 16,590	\$ 8,631	\$ 20,076	\$ -	\$ 37,028	\$ 37,028	54.2%	0.0%	
Transfers In	\$ -	\$ -	\$ -	\$ -	\$ 640	\$ -	\$ -	\$ -		N/A	
39355 - Transfer from Fund 355	\$ -	\$ -	\$ -	\$ -	\$ 640	\$ -	\$ -	\$ -		N/A	
Expenses	\$ 84,760	\$ 91,362	\$ 108,156	\$ 159,387	\$ 95,477	\$ 2,303	\$ 182,195	\$ 156,040	52.4%	1.5%	
Personnel Services- Salaries & Wages	\$ 53,063	\$ 64,850	\$ 71,408	\$ 96,313	\$ 74,653	\$ 2,003	\$ 113,045	\$ 51,189	66.0%	3.9%	
40000 - Salaries and Wages	\$ 52,374	\$ 67,577	\$ 70,893	\$ 95,697	\$ 74,041	\$ 2,003	\$ 111,540	\$ 49,698	66.4%	4.0%	
40003 - Cost of Living Increase	\$ -	\$ -	\$ -	\$ -	\$ -	\$ -	\$ -	\$ 1,491	N/A	0.0%	
40009 - Salaries and Wages Subsidy	\$ -	\$ (3,086)	\$ -	\$ -	\$ -	\$ -	\$ -	\$ -	N/A	N/A	
40200 - Overtime Salaries	\$ 689	\$ 359	\$ 515	\$ 617	\$ 612	\$ -	\$ 1,505	\$ -	40.7%	N/A	
Personnel Services- Employee Benefits	\$ 19,650	\$ 21,312	\$ 23,857	\$ 42,097	\$ 15,046	\$ 300	\$ 44,819	\$ 6,261	33.6%	4.8%	
45000 - Healthcare Contribution	\$ 11,584	\$ 11,908	\$ 11,854	\$ 28,031	\$ 5,332	\$ -	\$ 29,619	\$ -	18.0%	N/A	
45009 - Healthcare Subsidy	\$ -	\$ (867)	\$ -	\$ -	\$ -	\$ -	\$ -	\$ -	N/A	N/A	
45010 - Dental Contribution	\$ 299	\$ 442	\$ 501	\$ 923	\$ 188	\$ -	\$ 922	\$ -	20.4%	N/A	
45019 - Dental Subsidy	\$ -	\$ (36)	\$ -	\$ -	\$ -	\$ -	\$ -	\$ -	N/A	N/A	
45100 - FICA/SS Contribution	\$ 3,946	\$ 5,040	\$ 5,289	\$ 6,960	\$ 5,594	\$ 179	\$ 8,533	\$ 3,916	65.6%	4.6%	
45109 - FICA/SS Subsidy	\$ -	\$ (215)	\$ -	\$ -	\$ -	\$ -	\$ -	\$ -	N/A	N/A	
45200 - IMRF Contribution	\$ 3,822	\$ 5,289	\$ 6,214	\$ 6,183	\$ 3,932	\$ 120	\$ 5,745	\$ 2,345	68.4%	5.1%	
45209 - IMRF Subsidy	\$ -	\$ (248)	\$ -	\$ -	\$ -	\$ -	\$ -	\$ -	N/A	N/A	
Contractual Services	\$ 12,047	\$ 5,200	\$ 12,891	\$ 9,805	\$ 5,779	\$ -	\$ 12,379	\$ 10,035	46.7%	0.0%	
52160 - Repairs and Maint- Equipment	\$ -	\$ -	\$ -	\$ -	\$ -	\$ -	\$ -	\$ 800	N/A	0.0%	
53000 - Liability Insurance	\$ 2,276	\$ 2,312	\$ 1,881	\$ 3,908	\$ 3,257	\$ -	\$ 3,257	\$ 1,546	100.0%	0.0%	
53010 - Workers Compensation	\$ 3,043	\$ 2,821	\$ 2,950	\$ 4,717	\$ 2,477	\$ -	\$ 2,477	\$ 1,064	100.0%	0.0%	

Judiciary & Public Safety Revenue Expense Budget Report - By Account Detail
Through December 31, 2023 (8.3% YTD, 7.69% Payroll Expense through Pay Period Ending 12/23/2023)
***2019, 2020, 2021, 2022 Actual Full Fiscal Year**

Department / Fund / Account Classification	2019 Actual Amount*	2020 Actual Amount*	2021 Actual Amount*	2022 Actual Amount*	2023 Actual Amount	2024 Actual Amount	2023 Adopted Budget	2024 Adopted Budget	2023 YTD% Actual/Budget	2024 YTD% Actual/Budget	2019 - 2024 Trend
53020 - Unemployment Claims	\$ 134	\$ 67	\$ 60	\$ 1,180	\$ 45	\$ -	\$ 45	\$ 25	100.0%	0.0%	
53060 - General Printing	\$ 6,594	\$ -	\$ 8,000	\$ -	\$ -	\$ -	\$ 6,600	\$ 6,600	0.0%	0.0%	
53100 - Conferences and Meetings	\$ -	\$ -	\$ -	\$ -	\$ -	\$ -	\$ -	\$ -	N/A	N/A	
53120 - Employee Mileage Expense	\$ -	\$ -	\$ -	\$ -	\$ -	\$ -	\$ -	\$ -	N/A	N/A	
53130 - General Association Dues	\$ -	\$ -	\$ -	\$ -	\$ -	\$ -	\$ -	\$ -	N/A	N/A	
Commodities	\$ -	\$ -	\$ -	\$ -	\$ -	\$ -	\$ 300	\$ -	0.0%	N/A	
60000 - Office Supplies	\$ -	\$ -	\$ -	\$ -	\$ -	\$ -	\$ 300	\$ -	0.0%	N/A	
60265 - Public Health Commodities - Coronavi	\$ -	\$ -	\$ -	\$ -	\$ -	\$ -	\$ -	\$ -	N/A	N/A	
Transfers Out	\$ -	\$ -	\$ -	\$ 11,172	\$ -	\$ -	\$ 11,652	\$ 5,942	0.0%	0.0%	
99000 - Transfer To Other Funds	\$ -	\$ -	\$ -	\$ -	\$ -	\$ -	\$ -	\$ -	N/A	N/A	
99001 - Transfer to Fund 001	\$ -	\$ -	\$ -	\$ 11,172	\$ -	\$ -	\$ 11,652	\$ 5,942	0.0%	0.0%	
Contingency and Other	\$ -	\$ -	\$ -	\$ -	\$ -	\$ -	\$ -	\$ 82,613	0.0%	0.0%	
89000 - Addition to Fund Balance	\$ -	\$ -	\$ -	\$ -	\$ -	\$ -	\$ -	\$ 82,613	N/A	0.0%	
203 Circuit Clerk Admin Services	\$ 221,728	\$ 184,989	\$ 80,102	\$ (48,231)	\$ 29,307	\$ (17,286)					
Revenue	\$ 554,623	\$ 492,776	\$ 403,238	\$ 330,721	\$ 285,893	\$ -	\$ 406,825	\$ 328,910	70.3%	0.0%	
Interest Revenue	\$ 12,975	\$ 10,740	\$ 162	\$ (9,802)	\$ 8,252	\$ -	\$ 1,000	\$ 28,910	825.2%	0.0%	
38000 - Investment Income	\$ 12,975	\$ 10,740	\$ 162	\$ (9,802)	\$ 8,252	\$ -	\$ 1,000	\$ 28,910	825.2%	0.0%	
Other	\$ -	\$ -	\$ -	\$ -	\$ -	\$ -	\$ 5,825	\$ -	0.0%	N/A	
39900 - Fund Balance Utilization	\$ -	\$ -	\$ -	\$ -	\$ -	\$ -	\$ 5,825	\$ -	0.0%	N/A	
Charges for Services	\$ 541,648	\$ 482,036	\$ 403,075	\$ 340,523	\$ 277,515	\$ -	\$ 400,000	\$ 300,000	69.4%	0.0%	
35900 - Miscellaneous Fees	\$ 541,648	\$ 482,036	\$ 403,075	\$ 340,523	\$ 277,515	\$ -	\$ 400,000	\$ 300,000	69.4%	0.0%	
Transfers In	\$ -	\$ -	\$ -	\$ -	\$ 127	\$ -	\$ -	\$ -	N/A	N/A	
39355 - Transfer from Fund 355	\$ -	\$ -	\$ -	\$ -	\$ 127	\$ -	\$ -	\$ -	N/A	N/A	
Expenses	\$ 332,894	\$ 307,787	\$ 323,136	\$ 378,952	\$ 256,586	\$ 17,286	\$ 406,825	\$ 328,910	63.1%	5.3%	
Personnel Services- Salaries & Wages	\$ 216,779	\$ 204,594	\$ 202,769	\$ 263,939	\$ 203,517	\$ 14,248	\$ 236,292	\$ 197,755	86.1%	7.2%	
40000 - Salaries and Wages	\$ 216,161	\$ 221,467	\$ 202,662	\$ 263,939	\$ 203,517	\$ 14,248	\$ 233,792	\$ 191,995	87.1%	7.4%	
40003 - Cost of Living Increase	\$ -	\$ -	\$ -	\$ -	\$ -	\$ -	\$ -	\$ 5,760	N/A	0.0%	
40009 - Salaries and Wages Subsidy	\$ -	\$ (17,112)	\$ -	\$ -	\$ -	\$ -	\$ -	\$ -	N/A	N/A	
40200 - Overtime Salaries	\$ 618	\$ 239	\$ 107	\$ -	\$ -	\$ -	\$ 2,500	\$ -	0.0%	N/A	
Personnel Services- Employee Benefits	\$ 92,909	\$ 86,656	\$ 86,957	\$ 72,236	\$ 32,907	\$ 3,038	\$ 59,194	\$ 54,800	55.6%	5.5%	
45000 - Healthcare Contribution	\$ 60,836	\$ 60,727	\$ 53,556	\$ 34,331	\$ 7,021	\$ 1,230	\$ 28,345	\$ 29,818	24.8%	4.1%	
45009 - Healthcare Subsidy	\$ -	\$ (5,290)	\$ -	\$ -	\$ -	\$ -	\$ -	\$ -	N/A	N/A	
45010 - Dental Contribution	\$ 1,784	\$ 1,715	\$ 1,874	\$ 1,228	\$ 256	\$ 52	\$ 922	\$ 795	27.8%	6.5%	
45019 - Dental Subsidy	\$ -	\$ (173)	\$ -	\$ -	\$ -	\$ -	\$ -	\$ -	N/A	N/A	
45100 - FICA/SS Contribution	\$ 15,392	\$ 15,624	\$ 14,485	\$ 19,503	\$ 15,416	\$ 1,070	\$ 17,886	\$ 15,129	86.2%	7.1%	
45109 - FICA/SS Subsidy	\$ -	\$ (1,057)	\$ -	\$ -	\$ -	\$ -	\$ -	\$ -	N/A	N/A	

Judiciary & Public Safety Revenue Expense Budget Report - By Account Detail
Through December 31, 2023 (8.3% YTD, 7.69% Payroll Expense through Pay Period Ending 12/23/2023)
***2019, 2020, 2021, 2022 Actual Full Fiscal Year**

Department / Fund / Account Classification	2019 Actual Amount*	2020 Actual Amount*	2021 Actual Amount*	2022 Actual Amount*	2023 Actual Amount	2024 Actual Amount	2023 Adopted Budget	2024 Adopted Budget	2023 YTD% Actual/Budget	2024 YTD% Actual/Budget	2019 - 2024 Trend
45200 - IMRF Contribution	\$ 14,896	\$ 16,486	\$ 17,041	\$ 17,174	\$ 10,213	\$ 685	\$ 12,041	\$ 9,058	84.8%	7.6%	
45209 - IMRF Subsidy	\$ -	\$ (1,376)	\$ -	\$ -	\$ -	\$ -	\$ -	\$ -	N/A	N/A	
Contractual Services	\$ 17,188	\$ 15,547	\$ 20,442	\$ 23,097	\$ 17,896	\$ -	\$ 33,312	\$ 33,177	53.7%	0.0%	
52140 - Repairs and Maint- Copiers	\$ -	\$ -	\$ 734	\$ -	\$ -	\$ -	\$ -	\$ -	N/A	N/A	
52160 - Repairs and Maint- Equipment	\$ 2,359	\$ 2,359	\$ 2,983	\$ 1,708	\$ 2,910	\$ -	\$ 3,000	\$ 3,000	97.0%	0.0%	
53000 - Liability Insurance	\$ 4,099	\$ 4,867	\$ 4,614	\$ 7,950	\$ 6,827	\$ -	\$ 6,827	\$ 5,972	100.0%	0.0%	
53010 - Workers Compensation	\$ 5,480	\$ 5,939	\$ 7,237	\$ 9,594	\$ 5,191	\$ -	\$ 5,191	\$ 4,109	100.0%	0.0%	
53020 - Unemployment Claims	\$ 242	\$ 140	\$ 146	\$ 2,399	\$ 94	\$ -	\$ 94	\$ 96	100.0%	0.0%	
53060 - General Printing	\$ 3,055	\$ 1,934	\$ 4,578	\$ 1,446	\$ 2,024	\$ -	\$ 5,000	\$ 5,000	40.5%	0.0%	
53100 - Conferences and Meetings	\$ 1,747	\$ 308	\$ -	\$ -	\$ 669	\$ -	\$ 12,400	\$ 12,400	5.4%	0.0%	
53110 - Employee Training	\$ 206	\$ -	\$ -	\$ -	\$ 30	\$ -	\$ 300	\$ 2,000	9.9%	0.0%	
53120 - Employee Mileage Expense	\$ -	\$ -	\$ 149	\$ -	\$ 151	\$ -	\$ 500	\$ 500	30.1%	0.0%	
53130 - General Association Dues	\$ -	\$ -	\$ -	\$ -	\$ -	\$ -	\$ -	\$ 100	N/A	0.0%	
Commodities	\$ 6,019	\$ 990	\$ 12,967	\$ 5,716	\$ 2,266	\$ -	\$ 30,450	\$ 30,450	7.4%	0.0%	
60000 - Office Supplies	\$ 6,019	\$ 990	\$ 12,967	\$ 5,716	\$ 1,923	\$ -	\$ 30,000	\$ 30,000	6.4%	0.0%	
60265 - Public Health Commodities - Coronavi	\$ -	\$ -	\$ -	\$ -	\$ -	\$ -	\$ -	\$ -	N/A	0.0%	
64010 - Cellular Phone	\$ -	\$ -	\$ -	\$ -	\$ 343	\$ -	\$ 450	\$ 450	76.3%	0.0%	
Transfers Out	\$ -	\$ -	\$ -	\$ 13,965	\$ -	\$ -	\$ 14,565	\$ 8,914	0.0%	0.0%	
99000 - Transfer To Other Funds	\$ -	\$ -	\$ -	\$ -	\$ -	\$ -	\$ -	\$ -	N/A	N/A	
99001 - Transfer to Fund 001	\$ -	\$ -	\$ -	\$ 13,965	\$ -	\$ -	\$ 14,565	\$ 8,914	0.0%	0.0%	
Contingency and Other	\$ -	\$ -	\$ -	\$ -	\$ -	\$ -	\$ 33,012	\$ 3,814	0.0%	0.0%	
89000 - Addition to Fund Balance	\$ -	\$ -	\$ -	\$ -	\$ -	\$ -	\$ 33,012	\$ 3,814	0.0%	0.0%	
204 Circuit Clk Electronic Citation	\$ 30,312	\$ (43,256)	\$ (74,709)	\$ (8,679)	\$ (2,509)	\$ (12,994)					
Revenue	\$ 157,695	\$ 186,056	\$ 175,620	\$ 176,415	\$ 192,962	\$ -	\$ 244,284	\$ 234,813	79.0%	0.0%	
Interest Revenue	\$ 5,480	\$ 3,316	\$ 61	\$ (1,128)	\$ 970	\$ -	\$ 500	\$ 3,531	194.0%	0.0%	
38000 - Investment Income	\$ 5,480	\$ 3,316	\$ 61	\$ (1,128)	\$ 970	\$ -	\$ 500	\$ 3,531	194.0%	0.0%	
Other	\$ -	\$ -	\$ -	\$ -	\$ -	\$ -	\$ 55,784	\$ 51,282	0.0%	0.0%	
39900 - Fund Balance Utilization	\$ -	\$ -	\$ -	\$ -	\$ -	\$ -	\$ 55,784	\$ 51,282	0.0%	0.0%	
Charges for Services	\$ 152,215	\$ 182,739	\$ 175,559	\$ 177,544	\$ 191,326	\$ -	\$ 188,000	\$ 180,000	101.8%	0.0%	
35210 - Electronic Citation Fee	\$ 152,215	\$ 182,739	\$ 175,559	\$ 177,544	\$ 191,326	\$ -	\$ 188,000	\$ 180,000	101.8%	0.0%	
Transfers In	\$ -	\$ -	\$ -	\$ -	\$ 666	\$ -	\$ -	\$ -	N/A	N/A	
39355 - Transfer from Fund 355	\$ -	\$ -	\$ -	\$ -	\$ 666	\$ -	\$ -	\$ -	N/A	N/A	
Expenses	\$ 127,383	\$ 229,311	\$ 250,329	\$ 185,095	\$ 195,471	\$ 12,994	\$ 244,284	\$ 234,813	80.0%	5.5%	
Personnel Services- Salaries & Wages	\$ 78,347	\$ 142,573	\$ 159,275	\$ 114,471	\$ 125,829	\$ 9,886	\$ 147,706	\$ 137,508	85.2%	7.2%	
40000 - Salaries and Wages	\$ 78,347	\$ 150,910	\$ 159,275	\$ 114,471	\$ 125,829	\$ 9,886	\$ 147,706	\$ 133,502	85.2%	7.4%	
40003 - Cost of Living Increase	\$ -	\$ -	\$ -	\$ -	\$ -	\$ -	\$ -	\$ 4,006	N/A	0.0%	

Judiciary & Public Safety Revenue Expense Budget Report - By Account Detail
Through December 31, 2023 (8.3% YTD, 7.69% Payroll Expense through Pay Period Ending 12/23/2023)
***2019, 2020, 2021, 2022 Actual Full Fiscal Year**

Department / Fund / Account Classification	2019 Actual Amount*	2020 Actual Amount*	2021 Actual Amount*	2022 Actual Amount*	2023 Actual Amount	2024 Actual Amount	2023 Adopted Budget	2024 Adopted Budget	2023 YTD% Actual/Budget	2024 YTD% Actual/Budget	2019 - 2024 Trend
40009 - Salaries and Wages Subsidy	\$ -	\$ (8,337)	\$ -	\$ -	\$ -	\$ -	\$ -	\$ -	N/A	N/A	
Personnel Services- Employee Benefits	\$ 41,857	\$ 78,208	\$ 82,316	\$ 46,490	\$ 55,930	\$ 3,099	\$ 63,635	\$ 63,212	87.9%	4.9%	
45000 - Healthcare Contribution	\$ 30,581	\$ 59,895	\$ 56,343	\$ 30,063	\$ 39,900	\$ 1,862	\$ 43,396	\$ 45,157	91.9%	4.1%	
45009 - Healthcare Subsidy	\$ -	\$ (3,778)	\$ -	\$ -	\$ -	\$ -	\$ -	\$ -	N/A	N/A	
45010 - Dental Contribution	\$ 954	\$ 1,748	\$ 1,999	\$ 1,000	\$ 1,027	\$ 58	\$ 1,332	\$ 1,237	77.1%	4.7%	
45019 - Dental Subsidy	\$ -	\$ (122)	\$ -	\$ -	\$ -	\$ -	\$ -	\$ -	N/A	N/A	
45100 - FICA/SS Contribution	\$ 5,248	\$ 10,587	\$ 11,168	\$ 8,154	\$ 8,876	\$ 724	\$ 11,300	\$ 10,520	78.6%	6.9%	
45109 - FICA/SS Subsidy	\$ -	\$ (559)	\$ -	\$ -	\$ -	\$ -	\$ -	\$ -	N/A	N/A	
45200 - IMRF Contribution	\$ 5,074	\$ 11,107	\$ 12,806	\$ 7,273	\$ 6,126	\$ 454	\$ 7,607	\$ 6,298	80.5%	7.2%	
45209 - IMRF Subsidy	\$ -	\$ (670)	\$ -	\$ -	\$ -	\$ -	\$ -	\$ -	N/A	N/A	
Contractual Services	\$ 6,872	\$ 7,933	\$ 8,143	\$ 14,771	\$ 12,447	\$ -	\$ 21,789	\$ 26,301	57.1%	0.0%	
52160 - Repairs and Maint- Equipment	\$ -	\$ -	\$ -	\$ -	\$ -	\$ -	\$ 1,000	\$ 1,000	0.0%	0.0%	
53000 - Liability Insurance	\$ 1,459	\$ 3,277	\$ 3,019	\$ 5,018	\$ 4,314	\$ -	\$ 4,314	\$ 4,152	100.0%	0.0%	
53010 - Workers Compensation	\$ 1,952	\$ 3,998	\$ 4,735	\$ 6,057	\$ 3,280	\$ -	\$ 3,280	\$ 2,857	100.0%	0.0%	
53020 - Unemployment Claims	\$ 86	\$ 95	\$ 96	\$ 1,571	\$ 60	\$ -	\$ 60	\$ 67	100.0%	0.0%	
53100 - Conferences and Meetings	\$ 3,343	\$ 288	\$ 243	\$ 1,475	\$ 4,672	\$ -	\$ 9,200	\$ 13,800	50.8%	0.0%	
53110 - Employee Training	\$ -	\$ -	\$ -	\$ -	\$ -	\$ -	\$ 1,800	\$ 2,000	0.0%	0.0%	
53120 - Employee Mileage Expense	\$ 31	\$ 25	\$ -	\$ 600	\$ 122	\$ -	\$ 1,635	\$ 1,925	7.4%	0.0%	
53130 - General Association Dues	\$ -	\$ 250	\$ 50	\$ 50	\$ -	\$ -	\$ 500	\$ 500	0.0%	0.0%	
Commodities	\$ 307	\$ 597	\$ 594	\$ 982	\$ 1,264	\$ 9	\$ 2,415	\$ 1,850	52.3%	0.5%	
60000 - Office Supplies	\$ 307	\$ 597	\$ 594	\$ 477	\$ 760	\$ 9	\$ 1,665	\$ 1,100	45.6%	0.8%	
60265 - Public Health Commodities - Coronavi	\$ -	\$ -	\$ -	\$ -	\$ -	\$ -	\$ -	\$ -	N/A	N/A	
64010 - Cellular Phone	\$ -	\$ -	\$ -	\$ 505	\$ 504	\$ -	\$ 750	\$ 750	67.2%	0.0%	
Transfers Out	\$ -	\$ -	\$ -	\$ 8,379	\$ -	\$ -	\$ 8,739	\$ 5,942	0.0%	0.0%	
99000 - Transfer To Other Funds	\$ -	\$ -	\$ -	\$ -	\$ -	\$ -	\$ -	\$ -	N/A	N/A	
99001 - Transfer to Fund 001	\$ -	\$ -	\$ -	\$ 8,379	\$ -	\$ -	\$ 8,739	\$ 5,942	0.0%	0.0%	
Contingency and Other	\$ -	\$ -	\$ -	\$ -	\$ -	\$ -	\$ -	\$ -	N/A	N/A	
89000 - Addition to Fund Balance	\$ -	\$ -	\$ -	\$ -	\$ -	\$ -	\$ -	\$ -	N/A	N/A	
205 Circuit Ct Clerk Op and Admin	\$ 6,060	\$ 55,751	\$ 98,009	\$ 64,461	\$ 81,483	\$ -	\$ -	\$ -	N/A	N/A	
Revenue	\$ 6,060	\$ 55,751	\$ 98,009	\$ 64,461	\$ 81,483	\$ -	\$ 75,500	\$ 82,827	107.9%	0.0%	
Interest Revenue	\$ -	\$ 443	\$ (8)	\$ (3,147)	\$ 2,254	\$ -	\$ 500	\$ 7,827	450.8%	0.0%	
38000 - Investment Income	\$ -	\$ 443	\$ (8)	\$ (3,147)	\$ 2,254	\$ -	\$ 500	\$ 7,827	450.8%	0.0%	
Charges for Services	\$ 6,060	\$ 55,308	\$ 98,017	\$ 67,607	\$ 79,229	\$ -	\$ 75,000	\$ 75,000	105.6%	0.0%	
35410 - Operation & Admin Fee	\$ 6,060	\$ 55,308	\$ 98,017	\$ 67,607	\$ 79,229	\$ -	\$ 75,000	\$ 75,000	105.6%	0.0%	
Expenses	\$ -	\$ -	\$ -	\$ -	\$ -	\$ -	\$ 75,500	\$ 82,827	0.0%	0.0%	
Commodities	\$ -	\$ -	\$ -	\$ -	\$ -	\$ -	\$ 10,000	\$ 10,000	0.0%	0.0%	

Judiciary & Public Safety Revenue Expense Budget Report - By Account Detail
Through December 31, 2023 (8.3% YTD, 7.69% Payroll Expense through Pay Period Ending 12/23/2023)
***2019, 2020, 2021, 2022 Actual Full Fiscal Year**

Department / Fund / Account Classification	2019 Actual Amount*	2020 Actual Amount*	2021 Actual Amount*	2022 Actual Amount*	2023 Actual Amount	2024 Actual Amount	2023 Adopted Budget	2024 Adopted Budget	2023 YTD% Actual/Budget	2024 YTD% Actual/Budget	2019 - 2024 Trend
60010 - Operating Supplies	\$ -	\$ -	\$ -	\$ -	\$ -	\$ -	\$ 10,000	\$ 10,000	0.0%	0.0%	
Contingency and Other	\$ -	\$ -	\$ -	\$ -	\$ -	\$ -	\$ 65,500	\$ 72,827	0.0%	0.0%	
89000 - Addition to Fund Balance	\$ -	\$ -	\$ -	\$ -	\$ -	\$ -	\$ 65,500	\$ 72,827			
Grand Total	\$ 3,165,836	\$ 986,371	\$ 565,783	\$ (155,824)	\$ (275,434)	\$ (392,957)					

Judiciary & Public Safety Revenue Expense Budget Report - By Account Detail
Through December 31, 2023 (8.3% YTD, 7.69% Payroll Expense through Pay Period Ending 12/23/2023)
***2019, 2020, 2021, 2022 Actual Full Fiscal Year**

Department / Fund / Account Classification	2019 Actual Amount*	2020 Actual Amount*	2021 Actual Amount*	2022 Actual Amount*	2023 Actual Amount	2024 Actual Amount	2023 Adopted Budget	2024 Adopted Budget	2023 YTD% Actual/Budget	2024 YTD% Actual/Budget	2019 - 2024 Trend
300 State's Attorney	\$ (5,281,309)	\$ (5,763,907)	\$ (5,015,973)	\$ (8,026,005)	\$ (9,388,981)	\$ (1,083,370)	\$ -	\$ -			
001 General Fund	\$ (3,996,922)	\$ (4,190,931)	\$ (3,839,600)	\$ (6,588,281)	\$ (7,319,693)	\$ (679,049)	\$ -	\$ -			
Revenue	\$ 1,240,949	\$ 1,319,990	\$ 2,660,408	\$ 1,673,042	\$ 1,967,043	\$ -	\$ 1,869,646	\$ 1,691,680	105.2%	0.0%	
Other	\$ -	\$ 8	\$ 1,664	\$ 385	\$ 667	\$ -	\$ -	\$ -	N/A	N/A	
38560 - State's Attorney Refunds	\$ -	\$ 8	\$ 1,664	\$ 385	\$ 667	\$ -	\$ -	\$ -	N/A	N/A	
Reimbursements	\$ 183,829	\$ 188,597	\$ 192,993	\$ 197,820	\$ 203,817	\$ -	\$ 192,000	\$ 197,438	106.2%	0.0%	
37030 - States Atty Salary Reimbursement	\$ 183,829	\$ 188,597	\$ 192,993	\$ 197,820	\$ 203,817	\$ -	\$ 192,000	\$ 197,438	106.2%	0.0%	
Charges for Services	\$ 653,192	\$ 711,809	\$ 767,175	\$ 733,696	\$ 744,973	\$ -	\$ 463,000	\$ 623,000	160.9%	0.0%	
34250 - State's Atty Prosecution Fees	\$ 278,019	\$ 379,596	\$ 410,676	\$ 429,410	\$ 448,341	\$ -	\$ 250,000	\$ 400,000	179.3%	0.0%	
35010 - Default Fees	\$ 125,120	\$ 130,051	\$ 125,906	\$ 63,913	\$ 55,278	\$ -	\$ -	\$ -	N/A	N/A	
35230 - DV Diversion Program Fee	\$ 76,393	\$ 47,572	\$ 65,967	\$ 77,490	\$ 76,718	\$ -	\$ 65,000	\$ 80,000	118.0%	0.0%	
35270 - Drug Testing Administrative Fee	\$ 8,550	\$ 6,264	\$ 7,482	\$ 8,626	\$ 9,204	\$ -	\$ 7,500	\$ 7,500	122.7%	0.0%	
35280 - Drug Diversion Program Fee	\$ 63,464	\$ 65,741	\$ 78,061	\$ 60,921	\$ 38,660	\$ -	\$ 80,000	\$ 45,000	48.3%	0.0%	
35345 - Deferred Prosecution	\$ 91,774	\$ 78,915	\$ 77,117	\$ 91,622	\$ 115,065	\$ -	\$ 60,000	\$ 90,000	191.8%	0.0%	
35350 - D/A Deferred Prosecution	\$ 8,485	\$ 3,671	\$ 1,807	\$ 622	\$ 1,366	\$ -	\$ -	\$ -	N/A	N/A	
35355 - P/S Deferred Prosecution	\$ -	\$ -	\$ -	\$ -	\$ -	\$ -	\$ -	\$ -	N/A	N/A	
35900 - Miscellaneous Fees	\$ 1,385	\$ -	\$ 160	\$ 1,092	\$ 342	\$ -	\$ 500	\$ 500	68.3%	0.0%	
Fines	\$ 354,166	\$ 385,369	\$ 605,782	\$ 522,732	\$ 493,814	\$ -	\$ 275,000	\$ 400,000	179.6%	0.0%	
36000 - State's Attorney Fines	\$ 269,145	\$ 178,720	\$ 255,783	\$ 308,501	\$ 304,658	\$ -	\$ 250,000	\$ 275,000	121.9%	0.0%	
36010 - Bond Forfeiture Fines	\$ 85,021	\$ 206,648	\$ 349,999	\$ 214,231	\$ 189,157	\$ -	\$ 25,000	\$ 125,000	756.6%	0.0%	
36040 - Second Chance Fines	\$ -	\$ 1	\$ -	\$ -	\$ -	\$ -	\$ -	\$ -	N/A	N/A	
Grants	\$ 49,762	\$ 34,207	\$ 28,988	\$ 204,059	\$ 513,996	\$ -	\$ 939,646	\$ 471,242	54.7%	0.0%	
32095 - JJC Council Grant	\$ 49,762	\$ 34,207	\$ 28,988	\$ 19,713	\$ 15,527	\$ -	\$ 59,072	\$ 59,072	26.3%	0.0%	
32155 - SAMHSA CDSP Grant	\$ -	\$ -	\$ -	\$ -	\$ 208,488	\$ -	\$ 347,283	\$ -	60.0%	N/A	
32275 - COSSAP Grant	\$ -	\$ -	\$ -	\$ 171,743	\$ 289,158	\$ -	\$ 400,396	\$ 412,170	72.2%	0.0%	
32719 - CLEPD Grant	\$ -	\$ -	\$ -	\$ 12,603	\$ -	\$ -	\$ -	\$ -	N/A	N/A	
33636 - SAO ARPA Grant	\$ -	\$ -	\$ -	\$ -	\$ 823	\$ -	\$ 132,895	\$ -	0.6%	N/A	
Transfers In	\$ -	\$ -	\$ 1,063,806	\$ 14,351	\$ 9,776	\$ -	\$ -	\$ -	N/A	N/A	
39000 - Transfer From Other Funds	\$ -	\$ -	\$ 1,063,806	\$ -	\$ -	\$ -	\$ -	\$ -	N/A	N/A	
39114 - Transfer from Fund 114	\$ -	\$ -	\$ -	\$ -	\$ 9,776	\$ -	\$ -	\$ -	N/A	N/A	
39350 - Transfer from Fund 350	\$ -	\$ -	\$ -	\$ 14,351	\$ -	\$ -	\$ -	\$ -	N/A	N/A	
Expenses	\$ 5,237,871	\$ 5,510,922	\$ 6,500,008	\$ 8,261,323	\$ 9,286,737	\$ 679,049	\$ 10,160,471	\$ 10,648,439	91.4%	6.4%	
Personnel Services- Salaries & Wages	\$ 4,004,451	\$ 4,380,151	\$ 5,209,472	\$ 6,497,499	\$ 7,234,168	\$ 606,161	\$ 7,440,895	\$ 9,759,694	97.2%	6.2%	
40000 - Salaries and Wages	\$ 3,965,818	\$ 4,357,560	\$ 4,937,646	\$ 6,458,731	\$ 7,180,693	\$ 599,481	\$ 8,027,214	\$ 8,522,767	89.5%	7.0%	
40002 - Non-Union Wage Increase	\$ -	\$ -	\$ -	\$ -	\$ -	\$ -	\$ 238,781	\$ -	0.0%	N/A	
40004 - Merit Increase	\$ -	\$ -	\$ -	\$ -	\$ -	\$ -	\$ -	\$ 1,088,927	N/A	0.0%	
40005 - New Position Budget Moved to Contin	\$ -	\$ -	\$ -	\$ -	\$ -	\$ -	\$ (929,500)	\$ -	0.0%	N/A	

Judiciary & Public Safety Revenue Expense Budget Report - By Account Detail
Through December 31, 2023 (8.3% YTD, 7.69% Payroll Expense through Pay Period Ending 12/23/2023)
***2019, 2020, 2021, 2022 Actual Full Fiscal Year**

Department / Fund / Account Classification	2019 Actual Amount*	2020 Actual Amount*	2021 Actual Amount*	2022 Actual Amount*	2023 Actual Amount	2024 Actual Amount	2023 Adopted Budget	2024 Adopted Budget	2023 YTD% Actual/Budget	2024 YTD% Actual/Budget	2019 - 2024 Trend
40009 - Salaries and Wages Subsidy	\$ -	\$ (15,819)	\$ -	\$ -	\$ -	\$ -	\$ -	\$ -	N/A	N/A	
40040 - Lump Sum Distribution	\$ -	\$ -	\$ 233,800	\$ -	\$ -	\$ -	\$ -	\$ -	N/A	N/A	
40200 - Overtime Salaries	\$ 144	\$ -	\$ 33	\$ -	\$ -	\$ -	\$ -	\$ -	N/A	N/A	
40310 - Bond Call	\$ 38,489	\$ 38,411	\$ 37,993	\$ 38,768	\$ 53,475	\$ 6,680	\$ 104,400	\$ 148,000	51.2%	4.5%	
Personnel Services- Employee Benefits	\$ 799,517	\$ 845,929	\$ 932,734	\$ 1,201,182	\$ 1,322,162	\$ -	\$ 1,489,237	\$ -	88.8%	N/A	
45000 - Healthcare Contribution	\$ 777,255	\$ 822,163	\$ 905,500	\$ 1,169,092	\$ 1,289,312	\$ -	\$ 1,451,267	\$ -	88.8%	N/A	
45009 - Healthcare Subsidy	\$ -	\$ (503)	\$ -	\$ -	\$ -	\$ -	\$ -	\$ -	N/A	N/A	
45010 - Dental Contribution	\$ 22,262	\$ 24,296	\$ 27,234	\$ 32,089	\$ 32,851	\$ -	\$ 37,970	\$ -	86.5%	N/A	
45019 - Dental Subsidy	\$ -	\$ (28)	\$ -	\$ -	\$ -	\$ -	\$ -	\$ -	N/A	N/A	
Contractual Services	\$ 375,359	\$ 167,336	\$ 212,465	\$ 286,849	\$ 323,422	\$ 72,494	\$ 539,186	\$ 521,021	60.0%	13.9%	
50150 - Contractual/Consulting Services	\$ 149,089	\$ 7,031	\$ 42,281	\$ 59,325	\$ 106,148	\$ 49,694	\$ 211,008	\$ 189,151	50.3%	26.3%	
50160 - Legal Services	\$ -	\$ -	\$ 45	\$ -	\$ -	\$ -	\$ -	\$ -	N/A	N/A	
50235 - Public Health Services - Coronavirus	\$ -	\$ -	\$ -	\$ -	\$ -	\$ -	\$ -	\$ -	N/A	N/A	
50240 - Trials and Costs of Hearing	\$ 15,603	\$ 17,840	\$ 27,578	\$ 54,942	\$ 19,603	\$ 291	\$ 35,000	\$ 40,000	56.0%	0.7%	
50250 - Legal Trial Notices	\$ 10,426	\$ 6,831	\$ 7,866	\$ 4,376	\$ -	\$ -	\$ 5,000	\$ 5,000	0.0%	0.0%	
50260 - Witness Costs	\$ 8,074	\$ 16,278	\$ 1,960	\$ 8,383	\$ 4,755	\$ -	\$ 17,500	\$ 12,500	27.2%	0.0%	
50270 - Court Reporter Costs	\$ 71,929	\$ 58,530	\$ 67,059	\$ 50,211	\$ 58,494	\$ 2,312	\$ 72,500	\$ 70,000	80.7%	3.3%	
50280 - Legal Process Server Costs	\$ 202	\$ -	\$ -	\$ 155	\$ -	\$ -	\$ 10,000	\$ -	0.0%	N/A	
50300 - Extradition Costs	\$ 14,518	\$ 9,172	\$ 13,962	\$ -	\$ -	\$ -	\$ 10,000	\$ -	0.0%	N/A	
52130 - Repairs and Maint- Computers	\$ -	\$ -	\$ 322	\$ -	\$ -	\$ -	\$ -	\$ -	N/A	N/A	
52140 - Repairs and Maint- Copiers	\$ 17,006	\$ 9,378	\$ 13,294	\$ 13,629	\$ 16,618	\$ 1,098	\$ 20,000	\$ 20,000	83.1%	5.5%	
52160 - Repairs and Maint- Equipment	\$ 12	\$ 178	\$ 140	\$ -	\$ -	\$ -	\$ 1,000	\$ 1,000	0.0%	0.0%	
52230 - Repairs and Maint- Vehicles	\$ 4,689	\$ 6,104	\$ 3,968	\$ 9,694	\$ 6,023	\$ -	\$ 12,000	\$ 12,000	50.2%	0.0%	
53060 - General Printing	\$ 192	\$ -	\$ 54	\$ -	\$ 188	\$ -	\$ 2,700	\$ 2,000	7.0%	0.0%	
53100 - Conferences and Meetings	\$ 28,089	\$ 8,605	\$ 4,927	\$ 28,277	\$ 17,262	\$ 334	\$ 17,250	\$ 18,000	100.1%	1.9%	
53110 - Employee Training	\$ 21,897	\$ 308	\$ 18,604	\$ 30,951	\$ 57,809	\$ -	\$ 83,571	\$ 106,500	69.2%	0.0%	
53115 - Law Enforcement Training	\$ 11,109	\$ 5,135	\$ -	\$ -	\$ -	\$ -	\$ -	\$ -	N/A	N/A	
53120 - Employee Mileage Expense	\$ 1,764	\$ 272	\$ 114	\$ 3,190	\$ 6,622	\$ -	\$ 7,452	\$ 12,000	88.9%	0.0%	
53130 - General Association Dues	\$ 20,763	\$ 21,674	\$ 10,291	\$ 23,715	\$ 29,900	\$ 18,765	\$ 34,205	\$ 32,870	87.4%	57.1%	
Commodities	\$ 53,475	\$ 117,506	\$ 145,337	\$ 237,294	\$ 395,333	\$ 394	\$ 432,531	\$ 367,724	91.4%	0.1%	
60000 - Office Supplies	\$ 14,585	\$ 21,355	\$ 43,176	\$ 45,143	\$ 52,129	\$ 274	\$ 45,000	\$ 55,000	115.8%	0.5%	
60010 - Operating Supplies	\$ 10,959	\$ 7,141	\$ 8,231	\$ 21,764	\$ 86,082	\$ 120	\$ 59,545	\$ 36,539	144.6%	0.3%	
60040 - Postage	\$ -	\$ -	\$ -	\$ 136	\$ -	\$ -	\$ -	\$ -	N/A	N/A	
60050 - Books and Subscriptions	\$ 11,159	\$ 65,422	\$ 76,148	\$ 84,295	\$ 103,574	\$ -	\$ 89,914	\$ 105,360	115.2%	0.0%	
60055 - Office Equipment - Non Capital	\$ -	\$ -	\$ -	\$ -	\$ 23,834	\$ -	\$ 25,000	\$ 25,000	95.3%	0.0%	
60060 - Computer Software- Non Capital	\$ 10,798	\$ 19,624	\$ 11,560	\$ 30,918	\$ 43,609	\$ -	\$ 61,531	\$ 33,625	70.9%	0.0%	
60070 - Computer Hardware- Non Capital	\$ 769	\$ 998	\$ 2,495	\$ 40,802	\$ 52,152	\$ -	\$ 120,041	\$ 71,450	43.4%	0.0%	
60265 - Public Health Commodities - Coronavi	\$ -	\$ -	\$ -	\$ -	\$ -	\$ -	\$ -	\$ -	N/A	N/A	

Judiciary & Public Safety Revenue Expense Budget Report - By Account Detail
Through December 31, 2023 (8.3% YTD, 7.69% Payroll Expense through Pay Period Ending 12/23/2023)
***2019, 2020, 2021, 2022 Actual Full Fiscal Year**

Department / Fund / Account Classification	2019 Actual Amount*	2020 Actual Amount*	2021 Actual Amount*	2022 Actual Amount*	2023 Actual Amount	2024 Actual Amount	2023 Adopted Budget	2024 Adopted Budget	2023 YTD% Actual/Budget	2024 YTD% Actual/Budget	2019 - 2024 Trend
60570 - Office Furniture - Non-Capital	\$ -	\$ -	\$ -	\$ 4,500	\$ 23,407	\$ -	\$ 19,500	\$ 22,750	120.0%	0.0%	
63040 - Fuel- Vehicles	\$ 5,205	\$ 2,964	\$ 3,586	\$ 9,736	\$ 10,547	\$ -	\$ 12,000	\$ 18,000	87.9%	0.0%	
64000 - Telephone	\$ -	\$ -	\$ 142	\$ -	\$ -	\$ -	\$ -	\$ -	N/A	N/A	
Transfers Out	\$ 5,069	\$ -	\$ -	\$ 38,500	\$ 11,652	\$ -	\$ 258,622	\$ -	4.5%	N/A	
99000 - Transfer To Other Funds	\$ 5,069	\$ -	\$ -	\$ -	\$ -	\$ -	\$ -	\$ -	N/A	N/A	
99001 - Transfer to Fund 001	\$ -	\$ -	\$ -	\$ -	\$ 11,652	\$ -	\$ 11,652	\$ -	100.0%	N/A	
99010 - Transfer To Fund 010	\$ -	\$ -	\$ -	\$ 8,890	\$ -	\$ -	\$ -	\$ -	N/A	N/A	
99110 - Transfer to Fund 110	\$ -	\$ -	\$ -	\$ 15,840	\$ -	\$ -	\$ -	\$ -	N/A	N/A	
99111 - Transfer to Fund 111	\$ -	\$ -	\$ -	\$ 13,770	\$ -	\$ -	\$ -	\$ -	N/A	N/A	
99500 - Transfer to Fund 500	\$ -	\$ -	\$ -	\$ -	\$ -	\$ -	\$ 246,970	\$ -	0.0%	N/A	
Capital	\$ -	\$ -	\$ -	\$ -	\$ -	\$ -	\$ -	\$ -	N/A	N/A	
70080 - Office Furniture	\$ -	\$ -	\$ -	\$ -	\$ -	\$ -	\$ -	\$ -	N/A	N/A	
70090 - Office Equipment	\$ -	\$ -	\$ -	\$ -	\$ -	\$ -	\$ -	\$ -	N/A	N/A	
010 Insurance Liability	\$ (1,203,788)	\$ (1,332,221)	\$ (1,560,401)	\$ (1,550,568)	\$ 2,131,186	\$ 155,400	\$ -	\$ -	N/A	N/A	
Expenses	\$ 1,203,788	\$ 1,332,221	\$ 1,560,401	\$ 1,550,568	\$ 2,131,186	\$ 155,400	\$ 2,210,461	\$ 2,511,848	96.4%	6.2%	
Personnel Services- Salaries & Wages	\$ 798,569	\$ 891,628	\$ 974,801	\$ 985,223	\$ 1,241,128	\$ 112,913	\$ 1,293,483	\$ 1,572,806	96.0%	7.2%	
40000 - Salaries and Wages	\$ 798,569	\$ 891,628	\$ 974,801	\$ 985,223	\$ 1,241,128	\$ 112,913	\$ 1,260,714	\$ 1,403,357	98.4%	8.0%	
40002 - Non-Union Wage Increase	\$ -	\$ -	\$ -	\$ -	\$ -	\$ -	\$ 32,769	\$ -	0.0%	N/A	
40003 - Cost of Living Increase	\$ -	\$ -	\$ -	\$ -	\$ -	\$ -	\$ -	\$ 42,101	N/A	0.0%	
40004 - Merit Increase	\$ -	\$ -	\$ -	\$ -	\$ -	\$ -	\$ -	\$ 127,348	N/A	0.0%	
40009 - Salaries and Wages Subsidy	\$ -	\$ -	\$ -	\$ -	\$ -	\$ -	\$ -	\$ -	N/A	N/A	
Personnel Services- Employee Benefits	\$ 249,705	\$ 289,732	\$ 329,801	\$ 334,653	\$ 387,891	\$ 36,783	\$ 472,483	\$ 368,903	82.1%	10.0%	
45000 - Healthcare Contribution	\$ 132,850	\$ 151,901	\$ 171,601	\$ 191,223	\$ 230,988	\$ 23,112	\$ 299,400	\$ 186,624	77.2%	12.4%	
45009 - Healthcare Subsidy	\$ -	\$ -	\$ -	\$ -	\$ -	\$ -	\$ -	\$ -	N/A	N/A	
45010 - Dental Contribution	\$ 4,723	\$ 4,096	\$ 5,319	\$ 4,688	\$ 5,024	\$ 500	\$ 7,516	\$ 5,499	66.8%	9.1%	
45019 - Dental Subsidy	\$ -	\$ -	\$ -	\$ -	\$ -	\$ -	\$ -	\$ -	N/A	N/A	
45100 - FICA/SS Contribution	\$ 56,655	\$ 64,338	\$ 70,233	\$ 71,036	\$ 90,087	\$ 8,007	\$ 98,952	\$ 110,578	91.0%	7.2%	
45109 - FICA/SS Subsidy	\$ -	\$ -	\$ -	\$ -	\$ -	\$ -	\$ -	\$ -	N/A	N/A	
45200 - IMRF Contribution	\$ 55,477	\$ 69,397	\$ 82,648	\$ 67,705	\$ 61,793	\$ 5,164	\$ 66,615	\$ 66,202	92.8%	7.8%	
45209 - IMRF Subsidy	\$ -	\$ -	\$ -	\$ -	\$ -	\$ -	\$ -	\$ -	N/A	N/A	
Contractual Services	\$ 154,060	\$ 145,880	\$ 251,713	\$ 227,840	\$ 498,457	\$ 5,704	\$ 435,695	\$ 563,639	114.4%	1.0%	
50160 - Legal Services	\$ 99,443	\$ 83,166	\$ 187,822	\$ 132,721	\$ 394,795	\$ -	\$ 250,000	\$ 400,000	157.9%	0.0%	
50240 - Trials and Costs of Hearing	\$ 1,040	\$ 5,216	\$ 4,713	\$ 4,351	\$ 4,667	\$ 600	\$ 45,000	\$ 20,000	10.4%	3.0%	
50250 - Legal Trial Notices	\$ 1,657	\$ 2,382	\$ -	\$ 1,875	\$ 5,429	\$ 120	\$ 35,000	\$ 15,000	15.5%	0.8%	
50260 - Witness Costs	\$ -	\$ -	\$ -	\$ -	\$ 6,000	\$ -	\$ -	\$ -	N/A	N/A	
50270 - Court Reporter Costs	\$ 3,332	\$ 2,610	\$ 2,207	\$ 12,993	\$ 8,246	\$ 419	\$ 3,000	\$ 18,000	274.9%	2.3%	
52140 - Repairs and Maint- Copiers	\$ 2,654	\$ 3,582	\$ 3,320	\$ 1,834	\$ 3,265	\$ 330	\$ 4,500	\$ 4,500	72.5%	7.3%	

Judiciary & Public Safety Revenue Expense Budget Report - By Account Detail
Through December 31, 2023 (8.3% YTD, 7.69% Payroll Expense through Pay Period Ending 12/23/2023)
***2019, 2020, 2021, 2022 Actual Full Fiscal Year**

Department / Fund / Account Classification	2019 Actual Amount*	2020 Actual Amount*	2021 Actual Amount*	2022 Actual Amount*	2023 Actual Amount	2024 Actual Amount	2023 Adopted Budget	2024 Adopted Budget	2023 YTD% Actual/Budget	2024 YTD% Actual/Budget	2019 - 2024 Trend
53000 - Liability Insurance	\$ 14,853	\$ 19,452	\$ 19,140	\$ 26,685	\$ 37,770	\$ -	\$ 37,770	\$ 47,605	100.0%	0.0%	
53010 - Workers Compensation	\$ 19,857	\$ 23,734	\$ 30,019	\$ 32,206	\$ 28,457	\$ -	\$ 28,457	\$ 32,758	100.0%	0.0%	
53020 - Unemployment Claims	\$ 874	\$ 559	\$ 605	\$ 806	\$ 518	\$ -	\$ 518	\$ 766	100.0%	0.0%	
53100 - Conferences and Meetings	\$ 1,086	\$ 410	\$ 1,221	\$ 2,175	\$ 692	\$ -	\$ 10,000	\$ 7,500	6.9%	0.0%	
53110 - Employee Training	\$ 3,715	\$ -	\$ 1,327	\$ 7,893	\$ 3,714	\$ -	\$ 15,000	\$ 10,000	24.8%	0.0%	
53120 - Employee Mileage Expense	\$ 1,168	\$ 39	\$ 79	\$ -	\$ -	\$ -	\$ 1,500	\$ 1,000	0.0%	0.0%	
53130 - General Association Dues	\$ 4,381	\$ 4,730	\$ 1,261	\$ 4,302	\$ 4,904	\$ 4,235	\$ 4,950	\$ 6,510	99.1%	65.1%	
Commodities	\$ 1,454	\$ 4,861	\$ 4,087	\$ 2,852	\$ 3,711	\$ -	\$ 8,800	\$ 6,500	42.2%	0.0%	
60000 - Office Supplies	\$ 225	\$ 1,304	\$ 2,177	\$ 620	\$ 1,619	\$ -	\$ 2,500	\$ 3,000	64.7%	0.0%	
60040 - Postage	\$ -	\$ -	\$ 12	\$ -	\$ -	\$ -	\$ -	\$ -	N/A	N/A	
60050 - Books and Subscriptions	\$ 1,229	\$ 3,557	\$ 1,898	\$ 2,232	\$ 2,092	\$ -	\$ 4,900	\$ 3,500	42.7%	0.0%	
64000 - Telephone	\$ -	\$ -	\$ -	\$ -	\$ -	\$ -	\$ 1,400	\$ -	0.0%	N/A	
Capital	\$ -	\$ 120	\$ -	\$ -	\$ -	\$ -	\$ -	\$ -	N/A	N/A	
70050 - Printers	\$ -	\$ -	\$ -	\$ -	\$ -	\$ -	\$ -	\$ -	N/A	N/A	
70090 - Office Equipment	\$ -	\$ 120	\$ -	\$ -	\$ -	\$ -	\$ -	\$ -	N/A	N/A	
220 Title IV-D	\$ (93,118)	\$ (97,651)	\$ 135,745	\$ 164,219	\$ 171,772	\$ (57,457)	\$ -	\$ -	N/A	N/A	
Revenue	\$ 619,949	\$ 571,532	\$ 862,288	\$ 840,799	\$ 876,699	\$ -	\$ 898,804	\$ 891,276	97.5%	0.0%	
Other	\$ -	\$ -	\$ -	\$ -	\$ -	\$ -	\$ 19,357	\$ 149,378	0.0%	0.0%	
38900 - Miscellaneous Other	\$ -	\$ -	\$ -	\$ -	\$ -	\$ -	\$ -	\$ -	N/A	N/A	
39900 - Fund Balance Utilization	\$ -	\$ -	\$ -	\$ -	\$ -	\$ -	\$ 19,357	\$ 149,378	0.0%	0.0%	
Grants	\$ 619,949	\$ 571,532	\$ 792,411	\$ 667,646	\$ 695,360	\$ -	\$ 698,108	\$ 712,070	99.6%	0.0%	
32020 - Title IV-D Grant	\$ 619,949	\$ 571,532	\$ 792,411	\$ 667,646	\$ 695,360	\$ -	\$ 698,108	\$ 712,070	99.6%	0.0%	
Transfers In	\$ -	\$ -	\$ 69,877	\$ 173,153	\$ 181,339	\$ -	\$ 181,339	\$ 29,828	100.0%	0.0%	
39000 - Transfer From Other Funds	\$ -	\$ -	\$ 69,877	\$ -	\$ -	\$ -	\$ -	\$ -	N/A	N/A	
39120 - Transfer from Fund 120	\$ -	\$ -	\$ -	\$ 173,153	\$ 181,339	\$ -	\$ 181,339	\$ 29,828	100.0%	0.0%	
Expenses	\$ 713,068	\$ 669,183	\$ 726,544	\$ 676,579	\$ 704,927	\$ 57,457	\$ 898,804	\$ 891,276	78.4%	6.4%	
Personnel Services- Salaries & Wages	\$ 417,467	\$ 460,543	\$ 516,960	\$ 474,117	\$ 507,952	\$ 42,053	\$ 514,596	\$ 634,221	98.7%	6.6%	
40000 - Salaries and Wages	\$ 417,467	\$ 460,543	\$ 490,960	\$ 474,117	\$ 507,952	\$ 42,053	\$ 499,564	\$ 518,687	101.7%	8.1%	
40002 - Non-Union Wage Increase	\$ -	\$ -	\$ -	\$ -	\$ -	\$ -	\$ 15,032	\$ -	0.0%	N/A	
40003 - Cost of Living Increase	\$ -	\$ -	\$ -	\$ -	\$ -	\$ -	\$ -	\$ 15,561	N/A	0.0%	
40004 - Merit Increase	\$ -	\$ -	\$ -	\$ -	\$ -	\$ -	\$ -	\$ 99,973	N/A	0.0%	
40040 - Lump Sum Distribution	\$ -	\$ -	\$ 26,000	\$ -	\$ -	\$ -	\$ -	\$ -	N/A	N/A	
Personnel Services- Employee Benefits	\$ 169,537	\$ 171,696	\$ 182,513	\$ 167,810	\$ 167,975	\$ 13,864	\$ 177,350	\$ 163,164	94.7%	8.5%	
45000 - Healthcare Contribution	\$ 105,085	\$ 99,315	\$ 96,955	\$ 99,222	\$ 101,897	\$ 8,387	\$ 108,391	\$ 94,458	94.0%	8.9%	
45010 - Dental Contribution	\$ 4,453	\$ 3,475	\$ 3,290	\$ 3,159	\$ 3,029	\$ 277	\$ 3,090	\$ 3,367	98.0%	8.2%	
45100 - FICA/SS Contribution	\$ 30,507	\$ 33,637	\$ 38,302	\$ 35,046	\$ 37,559	\$ 3,112	\$ 39,367	\$ 40,870	95.4%	7.6%	

Judiciary & Public Safety Revenue Expense Budget Report - By Account Detail
Through December 31, 2023 (8.3% YTD, 7.69% Payroll Expense through Pay Period Ending 12/23/2023)
***2019, 2020, 2021, 2022 Actual Full Fiscal Year**

Department / Fund / Account Classification	2019 Actual Amount*	2020 Actual Amount*	2021 Actual Amount*	2022 Actual Amount*	2023 Actual Amount	2024 Actual Amount	2023 Adopted Budget	2024 Adopted Budget	2023 YTD% Actual/Budget	2024 YTD% Actual/Budget	2019 - 2024 Trend
45200 - IMRF Contribution	\$ 29,492	\$ 35,269	\$ 43,965	\$ 30,382	\$ 25,490	\$ 2,088	\$ 26,502	\$ 24,469	96.2%	8.5%	
Contractual Services	\$ 22,337	\$ 23,177	\$ 26,078	\$ 32,182	\$ 27,363	\$ 1,540	\$ 198,657	\$ 89,391	13.8%	1.7%	
50150 - Contractual/Consulting Services	\$ -	\$ -	\$ -	\$ -	\$ -	\$ -	\$ 100,000	\$ 25,000	0.0%	0.0%	
50240 - Trials and Costs of Hearing	\$ -	\$ -	\$ -	\$ -	\$ -	\$ -	\$ 32,000	\$ 10,000	0.0%	0.0%	
50280 - Legal Process Server Costs	\$ -	\$ -	\$ -	\$ -	\$ -	\$ -	\$ 7,250	\$ 2,000	0.0%	0.0%	
53000 - Liability Insurance	\$ 8,546	\$ 9,544	\$ 9,815	\$ 13,665	\$ 15,027	\$ -	\$ 15,027	\$ 19,241	100.0%	0.0%	
53010 - Workers Compensation	\$ 11,424	\$ 11,644	\$ 15,393	\$ 16,492	\$ 11,424	\$ -	\$ 11,424	\$ 13,240	100.0%	0.0%	
53020 - Unemployment Claims	\$ 503	\$ 274	\$ 310	\$ 413	\$ 206	\$ -	\$ 206	\$ 310	100.0%	0.0%	
53100 - Conferences and Meetings	\$ -	\$ -	\$ -	\$ -	\$ -	\$ -	\$ 12,500	\$ 7,500	0.0%	0.0%	
53110 - Employee Training	\$ 289	\$ -	\$ -	\$ -	\$ 146	\$ -	\$ 17,500	\$ 10,000	0.8%	0.0%	
53120 - Employee Mileage Expense	\$ -	\$ -	\$ -	\$ 37	\$ -	\$ -	\$ -	\$ -	N/A	N/A	
53130 - General Association Dues	\$ 1,575	\$ 1,715	\$ 560	\$ 1,575	\$ 560	\$ 1,540	\$ 2,750	\$ 2,100	20.4%	73.3%	
Commodities	\$ 16,663	\$ 13,767	\$ 993	\$ 2,471	\$ 1,637	\$ -	\$ 8,201	\$ 4,500	20.0%	0.0%	
60000 - Office Supplies	\$ 4,098	\$ 11,263	\$ 993	\$ 2,471	\$ 1,637	\$ -	\$ 5,000	\$ 3,000	32.7%	0.0%	
60040 - Postage	\$ -	\$ -	\$ -	\$ -	\$ -	\$ -	\$ 275	\$ 250	0.0%	0.0%	
60050 - Books and Subscriptions	\$ -	\$ -	\$ -	\$ -	\$ -	\$ -	\$ 2,500	\$ 1,000	0.0%	0.0%	
60060 - Computer Software- Non Capital	\$ 12,564	\$ 2,504	\$ -	\$ -	\$ -	\$ -	\$ 426	\$ 250	0.0%	0.0%	
Transfers Out	\$ 87,064	\$ -	\$ -	\$ -	\$ -	\$ -	\$ -	\$ -	N/A	N/A	
99000 - Transfer To Other Funds	\$ 87,064	\$ -	\$ -	\$ -	\$ -	\$ -	\$ -	\$ -	N/A	N/A	
Capital	\$ -	\$ -	\$ -	\$ -	\$ -	\$ -	\$ -	\$ -	N/A	N/A	
70090 - Office Equipment	\$ -	\$ -	\$ -	\$ -	\$ -	\$ -	\$ -	\$ -	N/A	N/A	
Contingency and Other	\$ -	\$ -	\$ -	\$ -	\$ -	\$ -	\$ -	\$ -	N/A	N/A	
89000 - Addition to Fund Balance	\$ -	\$ -	\$ -	\$ -	\$ -	\$ -	\$ -	\$ -	N/A	N/A	
221 Drug Prosecution	\$ (190,871)	\$ (69,612)	\$ (16,923)	\$ 65,335	\$ (55,834)	\$ (41,124)	\$ -	\$ -	N/A	N/A	
Revenue	\$ 245,023	\$ 226,681	\$ 269,700	\$ 374,395	\$ 428,968	\$ -	\$ 379,897	\$ 570,746	112.9%	0.0%	
Other	\$ -	\$ -	\$ 626	\$ -	\$ -	\$ -	\$ 31,572	\$ 31,988	0.0%	0.0%	
38900 - Miscellaneous Other	\$ -	\$ -	\$ 626	\$ -	\$ -	\$ -	\$ -	\$ -	N/A	N/A	
39900 - Fund Balance Utilization	\$ -	\$ -	\$ -	\$ -	\$ -	\$ -	\$ 31,572	\$ 31,988	0.0%	0.0%	
Fines	\$ 108,516	\$ 107,035	\$ 44,433	\$ 50,132	\$ 120,643	\$ -	\$ 40,000	\$ 55,000	301.6%	0.0%	
36020 - Drug Fines	\$ 108,516	\$ 107,035	\$ 44,433	\$ 50,132	\$ 62,877	\$ -	\$ 40,000	\$ 55,000	157.2%	0.0%	
36025 - Forfeited Funds	\$ -	\$ -	\$ -	\$ -	\$ 57,767	\$ -	\$ -	\$ -	N/A	N/A	
Grants	\$ 136,507	\$ 119,646	\$ 112,028	\$ 127,431	\$ 127,431	\$ -	\$ 127,431	\$ 127,431	100.0%	0.0%	
32030 - Drug Prosecution Grant	\$ 136,507	\$ 119,646	\$ 112,028	\$ 127,431	\$ 127,431	\$ -	\$ 127,431	\$ 127,431	100.0%	0.0%	
Transfers In	\$ -	\$ -	\$ 112,613	\$ 196,832	\$ 180,894	\$ -	\$ 180,894	\$ 356,327	100.0%	0.0%	
39000 - Transfer From Other Funds	\$ -	\$ -	\$ 112,613	\$ -	\$ -	\$ -	\$ -	\$ -	N/A	N/A	
39120 - Transfer from Fund 120	\$ -	\$ -	\$ -	\$ 85,192	\$ 180,894	\$ -	\$ 180,894	\$ 356,327	100.0%	0.0%	
39357 - Transfer from Fund 357	\$ -	\$ -	\$ -	\$ 111,640	\$ -	\$ -	\$ -	\$ -	N/A	N/A	

Judiciary & Public Safety Revenue Expense Budget Report - By Account Detail
Through December 31, 2023 (8.3% YTD, 7.69% Payroll Expense through Pay Period Ending 12/23/2023)
***2019, 2020, 2021, 2022 Actual Full Fiscal Year**

Department / Fund / Account Classification	2019 Actual Amount*	2020 Actual Amount*	2021 Actual Amount*	2022 Actual Amount*	2023 Actual Amount	2024 Actual Amount	2023 Adopted Budget	2024 Adopted Budget	2023 YTD% Actual/Budget	2024 YTD% Actual/Budget	2019 - 2024 Trend
Expenses	\$ 435,894	\$ 296,294	\$ 286,624	\$ 309,061	\$ 484,802	\$ 41,124	\$ 379,897	\$ 570,746	N/A	N/A	
Personnel Services- Salaries & Wages	\$ 199,673	\$ 208,913	\$ 204,391	\$ 218,631	\$ 351,036	\$ 31,817	\$ 265,534	\$ 461,155	132.2%	6.9%	
40000 - Salaries and Wages	\$ 199,673	\$ 208,913	\$ 195,391	\$ 218,631	\$ 351,036	\$ 31,817	\$ 257,777	\$ 385,005	136.2%	8.3%	
40002 - Non-Union Wage Increase	\$ -	\$ -	\$ -	\$ -	\$ -	\$ -	\$ 7,757	\$ -	0.0%	N/A	
40003 - Cost of Living Increase	\$ -	\$ -	\$ -	\$ -	\$ -	\$ -	\$ -	\$ 11,551	N/A	0.0%	
40004 - Merit Increase	\$ -	\$ -	\$ -	\$ -	\$ -	\$ -	\$ -	\$ 64,599	N/A	0.0%	
40040 - Lump Sum Distribution	\$ -	\$ -	\$ 9,000	\$ -	\$ -	\$ -	\$ -	\$ -	N/A	N/A	
Personnel Services- Employee Benefits	\$ 66,956	\$ 76,540	\$ 71,714	\$ 67,741	\$ 108,808	\$ 8,042	\$ 94,160	\$ 83,661	115.6%	9.6%	
45000 - Healthcare Contribution	\$ 38,141	\$ 44,346	\$ 37,992	\$ 35,840	\$ 63,329	\$ 3,974	\$ 58,328	\$ 32,902	108.6%	12.1%	
45010 - Dental Contribution	\$ 489	\$ 469	\$ 826	\$ 1,258	\$ 1,962	\$ 137	\$ 1,844	\$ 2,259	106.4%	6.1%	
45100 - FICA/SS Contribution	\$ 14,373	\$ 15,385	\$ 15,322	\$ 16,200	\$ 25,722	\$ 2,371	\$ 20,313	\$ 30,337	126.6%	7.8%	
45200 - IMRF Contribution	\$ 13,955	\$ 16,341	\$ 17,573	\$ 14,443	\$ 17,794	\$ 1,558	\$ 13,675	\$ 18,163	130.1%	8.6%	
Contractual Services	\$ 9,939	\$ 10,840	\$ 10,519	\$ 22,689	\$ 24,958	\$ 1,266	\$ 19,356	\$ 25,930	128.9%	4.9%	
50270 - Court Reporter Costs	\$ -	\$ -	\$ -	\$ 2,654	\$ 6,206	\$ 111	\$ -	\$ -	N/A	N/A	
53000 - Liability Insurance	\$ 3,710	\$ 4,245	\$ 3,951	\$ 7,067	\$ 7,754	\$ -	\$ 7,754	\$ 13,983	100.0%	0.0%	
53010 - Workers Compensation	\$ 4,960	\$ 5,179	\$ 6,197	\$ 8,530	\$ 5,895	\$ -	\$ 5,895	\$ 9,622	100.0%	0.0%	
53020 - Unemployment Claims	\$ 219	\$ 122	\$ 125	\$ 214	\$ 107	\$ -	\$ 107	\$ 225	100.0%	0.0%	
53100 - Conferences and Meetings	\$ -	\$ 244	\$ 106	\$ 3,156	\$ 2,756	\$ -	\$ 4,500	\$ -	61.2%	N/A	
53120 - Employee Mileage Expense	\$ -	\$ -	\$ -	\$ 18	\$ -	\$ -	\$ -	\$ -	N/A	N/A	
53130 - General Association Dues	\$ 1,050	\$ 1,050	\$ 140	\$ 1,050	\$ 2,240	\$ 1,155	\$ 1,100	\$ 2,100	203.6%	55.0%	
Commodities	\$ -	\$ -	\$ -	\$ -	\$ -	\$ -	\$ 847	\$ -	0.0%	N/A	
60070 - Computer Hardware- Non Capital	\$ -	\$ -	\$ -	\$ -	\$ -	\$ -	\$ -	\$ -	N/A	N/A	
64000 - Telephone	\$ -	\$ -	\$ -	\$ -	\$ -	\$ -	\$ 847	\$ -	0.0%	N/A	
Transfers Out	\$ 159,325	\$ -	\$ -	\$ -	\$ -	\$ -	\$ -	\$ -	N/A	N/A	
99000 - Transfer To Other Funds	\$ 159,325	\$ -	\$ -	\$ -	\$ -	\$ -	\$ -	\$ -	N/A	N/A	
Contingency and Other	\$ -	\$ -	\$ -	\$ -	\$ -	\$ -	\$ -	\$ -	N/A	N/A	
89000 - Addition to Fund Balance	\$ -	\$ -	\$ -	\$ -	\$ -	\$ -	\$ -	\$ -	N/A	N/A	
222 Victim Coordinator Services	\$ (31,408)	\$ (73,073)	\$ (8,018)	\$ 55,544	\$ (98,047)	\$ (21,329)	\$ -	\$ -	N/A	N/A	
Revenue	\$ 166,653	\$ 127,713	\$ 144,393	\$ 181,245	\$ 161,948	\$ -	\$ 161,246	\$ 368,700	100.4%	0.0%	
Other	\$ -	\$ -	\$ -	\$ -	\$ -	\$ -	\$ 5,286	\$ 21,896	0.0%	0.0%	
39900 - Fund Balance Utilization	\$ -	\$ -	\$ -	\$ -	\$ -	\$ -	\$ 5,286	\$ 21,896	0.0%	0.0%	
Reimbursements	\$ -	\$ 13,750	\$ -	\$ -	\$ -	\$ -	\$ -	\$ -	N/A	N/A	
37900 - Miscellaneous Reimbursement	\$ -	\$ 13,750	\$ -	\$ -	\$ -	\$ -	\$ -	\$ -	N/A	N/A	
Grants	\$ 47,700	\$ 10,112	\$ 70,186	\$ 56,425	\$ 60,988	\$ -	\$ 55,000	\$ 100,000	110.9%	0.0%	
32050 - Atty General Victim Coord Grant	\$ 47,700	\$ 10,112	\$ 70,186	\$ 56,425	\$ 60,988	\$ -	\$ 55,000	\$ 100,000	110.9%	0.0%	
32320 - Law Enforcement/Victim Ast Grant	\$ -	\$ -	\$ -	\$ -	\$ -	\$ -	\$ -	\$ -	N/A	N/A	

Judiciary & Public Safety Revenue Expense Budget Report - By Account Detail
Through December 31, 2023 (8.3% YTD, 7.69% Payroll Expense through Pay Period Ending 12/23/2023)
***2019, 2020, 2021, 2022 Actual Full Fiscal Year**

Department / Fund / Account Classification	2019 Actual Amount*	2020 Actual Amount*	2021 Actual Amount*	2022 Actual Amount*	2023 Actual Amount	2024 Actual Amount	2023 Adopted Budget	2024 Adopted Budget	2023 YTD% Actual/Budget	2024 YTD% Actual/Budget	2019 - 2024 Trend
Transfers In	\$ 118,953	\$ 103,851	\$ 74,207	\$ 124,820	\$ 100,960	\$ -	\$ 100,960	\$ 246,804	100.0%	0.0%	
39000 - Transfer From Other Funds	\$ 118,953	\$ 103,851	\$ 74,207	\$ -	\$ -	\$ -	\$ -	\$ -	N/A	N/A	
39120 - Transfer from Fund 120	\$ -	\$ -	\$ -	\$ 124,820	\$ 100,960	\$ -	\$ 100,960	\$ 246,804	100.0%	0.0%	
Expenses	\$ 198,061	\$ 200,785	\$ 152,412	\$ 125,702	\$ 259,996	\$ 21,329	\$ 161,246	\$ 368,700	161.2%	5.8%	
Personnel Services- Salaries & Wages	\$ 131,947	\$ 138,170	\$ 102,813	\$ 83,700	\$ 183,919	\$ 13,473	\$ 111,080	\$ 220,171	165.6%	6.1%	
40000 - Salaries and Wages	\$ 131,947	\$ 138,170	\$ 95,113	\$ 83,700	\$ 183,919	\$ 13,473	\$ 107,835	\$ 190,216	170.6%	7.1%	
40002 - Non-Union Wage Increase	\$ -	\$ -	\$ -	\$ -	\$ -	\$ -	\$ 3,245	\$ -	0.0%	N/A	
40003 - Cost of Living Increase	\$ -	\$ -	\$ -	\$ -	\$ -	\$ -	\$ -	\$ 5,707	N/A	0.0%	
40004 - Merit Increase	\$ -	\$ -	\$ -	\$ -	\$ -	\$ -	\$ -	\$ 24,248	N/A	0.0%	
40040 - Lump Sum Distribution	\$ -	\$ -	\$ 7,700	\$ -	\$ -	\$ -	\$ -	\$ -	N/A	N/A	
Personnel Services- Employee Benefits	\$ 53,371	\$ 55,449	\$ 42,843	\$ 37,118	\$ 69,731	\$ 7,857	\$ 42,423	\$ 137,160	164.4%	5.7%	
45000 - Healthcare Contribution	\$ 33,785	\$ 33,861	\$ 26,151	\$ 25,319	\$ 46,327	\$ 5,983	\$ 27,416	\$ 105,038	169.0%	5.7%	
45010 - Dental Contribution	\$ 910	\$ 911	\$ 890	\$ 760	\$ 1,181	\$ 182	\$ 788	\$ 8,159	149.9%	2.2%	
45100 - FICA/SS Contribution	\$ 9,342	\$ 9,862	\$ 7,366	\$ 5,971	\$ 13,329	\$ 954	\$ 8,498	\$ 14,989	156.8%	6.4%	
45200 - IMRF Contribution	\$ 9,334	\$ 10,815	\$ 8,436	\$ 5,069	\$ 8,894	\$ 737	\$ 5,721	\$ 8,974	155.5%	8.2%	
Contractual Services	\$ 12,742	\$ 7,167	\$ 6,755	\$ 4,884	\$ 6,346	\$ -	\$ 7,743	\$ 11,369	82.0%	0.0%	
50150 - Contractual/Consulting Services	\$ 6,393	\$ 200	\$ -	\$ -	\$ -	\$ -	\$ 2,000	\$ -	0.0%	N/A	
53000 - Liability Insurance	\$ 2,650	\$ 3,098	\$ 2,598	\$ 2,038	\$ 3,245	\$ -	\$ 3,245	\$ 6,671	100.0%	0.0%	
53010 - Workers Compensation	\$ 3,542	\$ 3,779	\$ 4,074	\$ 2,460	\$ 2,453	\$ -	\$ 2,453	\$ 4,590	100.0%	0.0%	
53020 - Unemployment Claims	\$ 157	\$ 90	\$ 83	\$ 63	\$ 45	\$ -	\$ 45	\$ 108	100.0%	0.0%	
53100 - Conferences and Meetings	\$ -	\$ -	\$ -	\$ 323	\$ 603	\$ -	\$ -	\$ -	N/A	N/A	
Contingency and Other	\$ -	\$ -	\$ -	\$ -	\$ -	\$ -	\$ -	\$ -	N/A	N/A	
89000 - Addition to Fund Balance	\$ -	\$ -	\$ -	\$ -	\$ -	\$ -	\$ -	\$ -	N/A	N/A	
223 Domestic Violence	\$ 170,338	\$ 28,474	\$ (120,852)	\$ (122,738)	\$ 61,272	\$ (27,787)	\$ -	\$ -	N/A	N/A	
Revenue	\$ 555,808	\$ 336,843	\$ 209,938	\$ 148,337	\$ 353,137	\$ -	\$ 356,726	\$ 526,513	99.0%	0.0%	
Interest Revenue	\$ 7,811	\$ 6,829	\$ 399	\$ 527	\$ 3,137	\$ -	\$ -	\$ 12,622	N/A	0.0%	
38000 - Investment Income	\$ 7,811	\$ 6,829	\$ 399	\$ 527	\$ 3,137	\$ -	\$ -	\$ 12,622	N/A	0.0%	
Other	\$ -	\$ -	\$ -	\$ -	\$ -	\$ -	\$ 6,726	\$ 63,136	0.0%	0.0%	
39900 - Fund Balance Utilization	\$ -	\$ -	\$ -	\$ -	\$ -	\$ -	\$ 6,726	\$ 63,136	0.0%	0.0%	
Transfers In	\$ 547,997	\$ 330,014	\$ 209,539	\$ 147,810	\$ 350,000	\$ -	\$ 350,000	\$ 450,755	100.0%	0.0%	
39000 - Transfer From Other Funds	\$ 547,997	\$ 330,014	\$ 209,539	\$ -	\$ -	\$ -	\$ -	\$ -	N/A	N/A	
39120 - Transfer from Fund 120	\$ -	\$ -	\$ -	\$ 147,810	\$ 350,000	\$ -	\$ 350,000	\$ 450,755	100.0%	0.0%	
Expenses	\$ 385,470	\$ 308,368	\$ 330,790	\$ 271,075	\$ 291,865	\$ 27,787	\$ 356,726	\$ 526,513	81.8%	5.3%	
Personnel Services- Salaries & Wages	\$ 272,162	\$ 226,926	\$ 228,574	\$ 169,145	\$ 193,690	\$ 19,304	\$ 196,101	\$ 386,682	98.8%	5.0%	
40000 - Salaries and Wages	\$ 272,162	\$ 226,926	\$ 173,529	\$ 169,145	\$ 193,690	\$ 19,304	\$ 190,372	\$ 313,353	101.7%	6.2%	

Judiciary & Public Safety Revenue Expense Budget Report - By Account Detail
Through December 31, 2023 (8.3% YTD, 7.69% Payroll Expense through Pay Period Ending 12/23/2023)
***2019, 2020, 2021, 2022 Actual Full Fiscal Year**

Department / Fund / Account Classification	2019 Actual Amount*	2020 Actual Amount*	2021 Actual Amount*	2022 Actual Amount*	2023 Actual Amount	2024 Actual Amount	2023 Adopted Budget	2024 Adopted Budget	2023 YTD% Actual/Budget	2024 YTD% Actual/Budget	2019 - 2024 Trend
40002 - Non-Union Wage Increase	\$ -	\$ -	\$ -	\$ -	\$ -	\$ -	\$ 5,729	\$ -	0.0%	N/A	
40003 - Cost of Living Increase	\$ -	\$ -	\$ -	\$ -	\$ -	\$ -	\$ -	\$ 9,401	N/A	0.0%	
40004 - Merit Increase	\$ -	\$ -	\$ -	\$ -	\$ -	\$ -	\$ -	\$ 63,928	N/A	0.0%	
40040 - Lump Sum Distribution	\$ -	\$ -	\$ 55,000	\$ -	\$ -	\$ -	\$ -	\$ -	N/A	N/A	
40200 - Overtime Salaries	\$ -	\$ -	\$ 45	\$ -	\$ -	\$ -	\$ -	\$ -	N/A	N/A	
Personnel Services- Employee Benefits	\$ 95,465	\$ 64,940	\$ 90,516	\$ 87,309	\$ 86,137	\$ 7,328	\$ 109,994	\$ 104,284	78.3%	7.0%	
45000 - Healthcare Contribution	\$ 53,700	\$ 29,099	\$ 54,786	\$ 66,854	\$ 61,479	\$ 4,771	\$ 83,710	\$ 63,817	73.4%	7.5%	
45010 - Dental Contribution	\$ 1,375	\$ 590	\$ 1,356	\$ 1,283	\$ 1,393	\$ 115	\$ 1,207	\$ 993	115.4%	11.6%	
45100 - FICA/SS Contribution	\$ 20,192	\$ 16,947	\$ 16,367	\$ 11,600	\$ 13,632	\$ 1,386	\$ 15,001	\$ 24,691	90.9%	5.6%	
45200 - IMRF Contribution	\$ 20,199	\$ 18,304	\$ 18,008	\$ 7,572	\$ 9,633	\$ 1,056	\$ 10,076	\$ 14,783	95.6%	7.1%	
Contractual Services	\$ 17,843	\$ 16,503	\$ 11,700	\$ 14,621	\$ 12,038	\$ 1,155	\$ 48,549	\$ 35,547	24.8%	3.2%	
50150 - Contractual/Consulting Services	\$ -	\$ -	\$ -	\$ -	\$ -	\$ -	\$ 15,000	\$ 5,000	0.0%	0.0%	
50240 - Trials and Costs of Hearing	\$ -	\$ -	\$ -	\$ 680	\$ 504	\$ -	\$ 12,500	\$ 2,500	4.0%	0.0%	
50270 - Court Reporter Costs	\$ -	\$ -	\$ -	\$ -	\$ 1,000	\$ -	\$ -	\$ 2,000	N/A	0.0%	
50290 - Investigations	\$ -	\$ -	\$ -	\$ -	\$ -	\$ -	\$ 2,000	\$ 2,000	0.0%	0.0%	
53000 - Liability Insurance	\$ 6,505	\$ 6,980	\$ 4,446	\$ 4,980	\$ 5,726	\$ -	\$ 5,726	\$ 11,734	100.0%	0.0%	
53010 - Workers Compensation	\$ 8,696	\$ 8,516	\$ 6,973	\$ 6,010	\$ 4,344	\$ -	\$ 4,344	\$ 8,074	100.0%	0.0%	
53020 - Unemployment Claims	\$ 383	\$ 202	\$ 141	\$ 151	\$ 79	\$ -	\$ 79	\$ 189	100.0%	0.0%	
53100 - Conferences and Meetings	\$ 684	\$ -	\$ -	\$ -	\$ -	\$ -	\$ 2,000	\$ 1,000	0.0%	0.0%	
53110 - Employee Training	\$ -	\$ -	\$ -	\$ 2,275	\$ -	\$ -	\$ 6,000	\$ 2,000	0.0%	0.0%	
53130 - General Association Dues	\$ 1,575	\$ 805	\$ 140	\$ 525	\$ 385	\$ 1,155	\$ 900	\$ 1,050	42.8%	110.0%	
Commodities	\$ -	\$ -	\$ -	\$ -	\$ -	\$ -	\$ 1,356	\$ -	0.0%	N/A	
60000 - Office Supplies	\$ -	\$ -	\$ -	\$ -	\$ -	\$ -	\$ 391	\$ -	0.0%	N/A	
60050 - Books and Subscriptions	\$ -	\$ -	\$ -	\$ -	\$ -	\$ -	\$ 215	\$ -	0.0%	N/A	
64000 - Telephone	\$ -	\$ -	\$ -	\$ -	\$ -	\$ -	\$ 750	\$ -	0.0%	N/A	
Transfers Out	\$ -	\$ -	\$ -	\$ -	\$ -	\$ -	\$ -	\$ -	N/A	N/A	
99200 - Transfer to Fund 200	\$ -	\$ -	\$ -	\$ -	\$ -	\$ -	\$ -	\$ -	N/A	N/A	
Contingency and Other	\$ -	\$ -	\$ -	\$ -	\$ -	\$ -	\$ 726	\$ -	0.0%	N/A	
89000 - Addition to Fund Balance	\$ -	\$ -	\$ -	\$ -	\$ -	\$ -	\$ 726	\$ -	0.0%	N/A	
224 Environmental Prosecution	\$ (75,187)	\$ (588)	\$ -	\$ -	\$ -	\$ -	\$ -	\$ -	N/A	N/A	
Revenue	\$ 688	\$ 1	\$ -	\$ -	\$ -	\$ -	\$ -	\$ -	N/A	N/A	
Interest Revenue	\$ 688	\$ 1	\$ -	\$ -	\$ -	\$ -	\$ -	\$ -	N/A	N/A	
38000 - Investment Income	\$ 688	\$ 1	\$ -	\$ -	\$ -	\$ -	\$ -	\$ -	N/A	N/A	
Other	\$ -	\$ -	\$ -	\$ -	\$ -	\$ -	\$ -	\$ -	N/A	N/A	
39900 - Fund Balance Utilization	\$ -	\$ -	\$ -	\$ -	\$ -	\$ -	\$ -	\$ -	N/A	N/A	
Grants	\$ -	\$ -	\$ -	\$ -	\$ -	\$ -	\$ -	\$ -	N/A	N/A	
33550 - VOCA Grant	\$ -	\$ -	\$ -	\$ -	\$ -	\$ -	\$ -	\$ -	N/A	N/A	

Judiciary & Public Safety Revenue Expense Budget Report - By Account Detail
 Through December 31, 2023 (8.3% YTD, 7.69% Payroll Expense through Pay Period Ending 12/23/2023)
 *2019, 2020, 2021, 2022 Actual Full Fiscal Year

Department / Fund / Account Classification	2019 Actual Amount*	2020 Actual Amount*	2021 Actual Amount*	2022 Actual Amount*	2023 Actual Amount	2024 Actual Amount	2023 Adopted Budget	2024 Adopted Budget	2023 YTD% Actual/Budget	2024 YTD% Actual/Budget	2019 - 2024 Trend
Expenses	\$ 75,876	\$ 589	\$ -	\$ -	\$ -	\$ -	\$ -	\$ -	N/A	N/A	N/A
Transfers Out	\$ 75,876	\$ 589	\$ -	\$ -	\$ -	\$ -	\$ -	\$ -	N/A	N/A	
99000 - Transfer To Other Funds	\$ 75,876	\$ 589	\$ -	\$ -	\$ -	\$ -	\$ -	\$ -	N/A	N/A	
225 Auto Theft Task Force	\$ 1,048	\$ 601	\$ (1)	\$ (500)	\$ 385	\$ -	\$ -	\$ 2,700	N/A	0.0%	
Revenue	\$ 1,048	\$ 601	\$ (1)	\$ (500)	\$ 385	\$ -	\$ -	\$ 1,350	N/A	0.0%	
Interest Revenue	\$ 1,048	\$ 601	\$ (1)	\$ (500)	\$ 385	\$ -	\$ -	\$ 1,350	N/A	0.0%	
38000 - Investment Income	\$ 1,048	\$ 601	\$ (1)	\$ (500)	\$ 385	\$ -	\$ -	\$ 1,350	N/A	0.0%	
Expenses	\$ -	\$ -	\$ -	\$ -	\$ -	\$ -	\$ -	\$ 1,350	N/A	0.0%	
Contingency and Other	\$ -	\$ -	\$ -	\$ -	\$ -	\$ -	\$ -	\$ 1,350	N/A	0.0%	
89000 - Addition to Fund Balance	\$ -	\$ -	\$ -	\$ -	\$ -	\$ -	\$ -	\$ 1,350	N/A	0.0%	
226 Weed and Seed	\$ -	\$ -	\$ -	\$ -	\$ (10,106)	\$ -	\$ -	\$ 28,000	N/A	0.0%	
Revenue	\$ -	\$ -	\$ -	\$ -	\$ -	\$ -	\$ -	\$ 14,000	N/A	0.0%	
Interest Revenue	\$ -	\$ -	\$ -	\$ -	\$ -	\$ -	\$ -	\$ -	N/A	N/A	
38000 - Investment Income	\$ -	\$ -	\$ -	\$ -	\$ -	\$ -	\$ -	\$ -	N/A	N/A	
Other	\$ -	\$ -	\$ -	\$ -	\$ -	\$ -	\$ -	\$ 14,000	N/A	0.0%	
39900 - Fund Balance Utilization	\$ -	\$ -	\$ -	\$ -	\$ -	\$ -	\$ -	\$ 14,000	N/A	0.0%	
Expenses	\$ -	\$ -	\$ -	\$ -	\$ 10,106	\$ -	\$ -	\$ 14,000	N/A	0.0%	
Contractual Services	\$ -	\$ -	\$ -	\$ -	\$ 609	\$ -	\$ -	\$ 1,500	N/A	0.0%	
53100 - Conferences and Meetings	\$ -	\$ -	\$ -	\$ -	\$ 609	\$ -	\$ -	\$ 1,500	N/A	0.0%	
Commodities	\$ -	\$ -	\$ -	\$ -	\$ 9,497	\$ -	\$ -	\$ 12,500	N/A	0.0%	
60000 - Office Supplies	\$ -	\$ -	\$ -	\$ -	\$ 9,497	\$ -	\$ -	\$ 12,500	N/A	0.0%	
Contingency and Other	\$ -	\$ -	\$ -	\$ -	\$ -	\$ -	\$ -	\$ -	N/A	N/A	
89000 - Addition to Fund Balance	\$ -	\$ -	\$ -	\$ -	\$ -	\$ -	\$ -	\$ -	N/A	N/A	
230 Child Advocacy Center	\$ 122,174	\$ (68,977)	\$ 359,048	\$ 11,306	\$ 26,818	\$ (102,464)	\$ -	\$ -	N/A	N/A	
Revenue	\$ 1,235,691	\$ 1,031,432	\$ 1,580,690	\$ 1,248,438	\$ 1,666,669	\$ 38,242	\$ 1,561,742	\$ 2,277,465	106.7%	1.7%	
Interest Revenue	\$ 9,964	\$ 6,220	\$ 1,793	\$ (4,991)	\$ 10,465	\$ -	\$ 2,000	\$ 40,220	523.3%	0.0%	
38000 - Investment Income	\$ 9,964	\$ 6,220	\$ 1,793	\$ (4,991)	\$ 10,465	\$ -	\$ 2,000	\$ 40,220	523.3%	0.0%	
Other	\$ -	\$ -	\$ -	\$ 25	\$ -	\$ -	\$ 54,303	\$ 250,866	0.0%	0.0%	
38900 - Miscellaneous Other	\$ -	\$ -	\$ -	\$ 25	\$ -	\$ -	\$ -	\$ -	N/A	N/A	
39900 - Fund Balance Utilization	\$ -	\$ -	\$ -	\$ -	\$ -	\$ -	\$ 54,303	\$ 250,866	0.0%	0.0%	
Reimbursements	\$ 32,083	\$ 5,833	\$ 70,000	\$ 35,000	\$ 35,000	\$ -	\$ 35,000	\$ 35,000	100.0%	0.0%	
37040 - CAC Invest Salary Reimbursement	\$ 32,083	\$ 5,833	\$ 70,000	\$ 35,000	\$ 35,000	\$ -	\$ 35,000	\$ 35,000	100.0%	0.0%	

Judiciary & Public Safety Revenue Expense Budget Report - By Account Detail
Through December 31, 2023 (8.3% YTD, 7.69% Payroll Expense through Pay Period Ending 12/23/2023)
***2019, 2020, 2021, 2022 Actual Full Fiscal Year**

Department / Fund / Account Classification	2019 Actual Amount*	2020 Actual Amount*	2021 Actual Amount*	2022 Actual Amount*	2023 Actual Amount	2024 Actual Amount	2023 Adopted Budget	2024 Adopted Budget	2023 YTD% Actual/Budget	2024 YTD% Actual/Budget	2019 - 2024 Trend
Charges for Services	\$ 331,556	\$ 371,158	\$ 468,245	\$ 479,264	\$ 481,040	\$ -	\$ 300,150	\$ 400,000	160.3%	0.0%	
35020 - Child Advocacy Center Fees	\$ 331,556	\$ 371,158	\$ 468,245	\$ 479,264	\$ 481,040	\$ -	\$ 300,150	\$ 400,000	160.3%	0.0%	
Grants	\$ 165,470	\$ 153,911	\$ 285,508	\$ 266,001	\$ 449,508	\$ 38,242	\$ 479,633	\$ 662,823	93.7%	5.8%	
32000 - Attorney General CAC Grant	\$ 15,000	\$ 6,097	\$ 17,987	\$ 21,928	\$ 45,575	\$ -	\$ 33,000	\$ 82,000	138.1%	0.0%	
32010 - DCFS- Child Advocacy Cntr Grant	\$ 42,599	\$ 37,995	\$ 97,590	\$ 109,625	\$ 271,416	\$ 38,242	\$ 281,734	\$ 458,898	96.3%	8.3%	
32076 - CESF Grant	\$ -	\$ -	\$ 16,000	\$ 34,020	\$ 2,708	\$ -	\$ 20,000	\$ -	13.5%	N/A	
33550 - VOCA Grant	\$ 107,871	\$ 109,819	\$ 153,931	\$ 100,428	\$ 129,808	\$ -	\$ 144,899	\$ 121,925	89.6%	0.0%	
Transfers In	\$ 696,619	\$ 494,310	\$ 755,144	\$ 473,140	\$ 690,656	\$ -	\$ 690,656	\$ 888,556	100.0%	0.0%	
39000 - Transfer From Other Funds	\$ 696,619	\$ 494,310	\$ 755,144	\$ -	\$ -	\$ -	\$ -	\$ -	N/A	N/A	
39120 - Transfer from Fund 120	\$ -	\$ -	\$ -	\$ 473,140	\$ 690,656	\$ -	\$ 690,656	\$ 888,556	100.0%	0.0%	
Expenses	\$ 1,113,518	\$ 1,100,409	\$ 1,221,642	\$ 1,237,132	\$ 1,639,851	\$ 140,705	\$ 1,561,742	\$ 2,277,465	105.0%	6.2%	
Personnel Services- Salaries & Wages	\$ 713,463	\$ 721,398	\$ 801,442	\$ 808,811	\$ 1,098,763	\$ 95,772	\$ 877,323	\$ 1,634,498	125.2%	5.9%	
40000 - Salaries and Wages	\$ 698,420	\$ 705,713	\$ 741,300	\$ 793,168	\$ 1,082,863	\$ 94,872	\$ 836,550	\$ 1,503,007	129.4%	6.3%	
40002 - Non-Union Wage Increase	\$ -	\$ -	\$ -	\$ -	\$ -	\$ -	\$ 25,173	\$ -	0.0%	N/A	
40003 - Cost of Living Increase	\$ -	\$ -	\$ -	\$ -	\$ -	\$ -	\$ -	\$ 45,091	N/A	0.0%	
40004 - Merit Increase	\$ -	\$ -	\$ -	\$ -	\$ -	\$ -	\$ -	\$ 70,800	N/A	0.0%	
40040 - Lump Sum Distribution	\$ -	\$ -	\$ 44,500	\$ -	\$ -	\$ -	\$ -	\$ -	N/A	N/A	
40300 - Employee Per Diem	\$ 15,043	\$ 15,686	\$ 15,643	\$ 15,643	\$ 15,900	\$ 900	\$ 15,600	\$ 15,600	101.9%	5.8%	
Personnel Services- Employee Benefits	\$ 285,677	\$ 270,144	\$ 282,267	\$ 284,256	\$ 359,993	\$ 37,878	\$ 303,163	\$ 319,542	118.7%	11.9%	
45000 - Healthcare Contribution	\$ 181,404	\$ 158,881	\$ 151,146	\$ 166,410	\$ 218,644	\$ 24,964	\$ 186,300	\$ 122,700	117.4%	20.3%	
45010 - Dental Contribution	\$ 4,682	\$ 4,376	\$ 4,332	\$ 4,212	\$ 5,923	\$ 744	\$ 4,566	\$ 7,509	129.7%	9.9%	
45100 - FICA/SS Contribution	\$ 50,515	\$ 51,936	\$ 58,867	\$ 59,837	\$ 80,866	\$ 6,987	\$ 67,115	\$ 118,430	120.5%	5.9%	
45200 - IMRF Contribution	\$ 49,076	\$ 54,951	\$ 67,921	\$ 53,797	\$ 54,560	\$ 5,183	\$ 45,182	\$ 70,903	120.8%	7.3%	
Contractual Services	\$ 90,700	\$ 90,562	\$ 92,987	\$ 108,137	\$ 132,379	\$ 7,056	\$ 143,389	\$ 198,295	92.3%	3.6%	
50150 - Contractual/Consulting Services	\$ 3,500	\$ -	\$ 1,884	\$ 3,546	\$ 5,239	\$ 4,291	\$ 3,500	\$ 2,500	149.7%	171.6%	
50205 - Examinations	\$ -	\$ -	\$ -	\$ -	\$ -	\$ -	\$ 7,800	\$ 2,500	0.0%	0.0%	
50240 - Trials and Costs of Hearing	\$ 1,716	\$ 52	\$ 5,915	\$ 3,335	\$ 5,022	\$ -	\$ 8,000	\$ 6,000	62.8%	0.0%	
50260 - Witness Costs	\$ 368	\$ -	\$ 2,828	\$ -	\$ 4,674	\$ -	\$ 6,000	\$ 4,000	77.9%	0.0%	
50270 - Court Reporter Costs	\$ 300	\$ 2,137	\$ 225	\$ 2,944	\$ 3,253	\$ 20	\$ 3,000	\$ 4,000	108.4%	0.5%	
50620 - Counseling Services	\$ 31,750	\$ 40,150	\$ 31,300	\$ 18,200	\$ 30,750	\$ 400	\$ 45,000	\$ 30,000	68.3%	1.3%	
52140 - Repairs and Maint- Copiers	\$ 3,066	\$ 2,249	\$ 3,425	\$ 3,840	\$ 6,034	\$ 420	\$ 3,600	\$ 2,500	167.6%	16.8%	
52160 - Repairs and Maint- Equipment	\$ 8	\$ 368	\$ -	\$ -	\$ -	\$ -	\$ -	\$ -	N/A	N/A	
52230 - Repairs and Maint- Vehicles	\$ 641	\$ 1,494	\$ 410	\$ 2,503	\$ 2,052	\$ -	\$ 1,500	\$ 3,000	136.8%	0.0%	
53000 - Liability Insurance	\$ 13,774	\$ 15,282	\$ 15,928	\$ 21,983	\$ 29,017	\$ -	\$ 25,163	\$ 49,431	115.3%	0.0%	
53010 - Workers Compensation	\$ 18,415	\$ 18,645	\$ 24,982	\$ 26,531	\$ 22,062	\$ -	\$ 19,131	\$ 34,013	115.3%	0.0%	
53020 - Unemployment Claims	\$ 811	\$ 439	\$ 503	\$ 664	\$ 398	\$ -	\$ 345	\$ 795	115.4%	0.0%	
53060 - General Printing	\$ -	\$ -	\$ 121	\$ -	\$ 698	\$ -	\$ -	\$ -	N/A	N/A	

Judiciary & Public Safety Revenue Expense Budget Report - By Account Detail
Through December 31, 2023 (8.3% YTD, 7.69% Payroll Expense through Pay Period Ending 12/23/2023)
***2019, 2020, 2021, 2022 Actual Full Fiscal Year**

Department / Fund / Account Classification	2019 Actual Amount*	2020 Actual Amount*	2021 Actual Amount*	2022 Actual Amount*	2023 Actual Amount	2024 Actual Amount	2023 Adopted Budget	2024 Adopted Budget	2023 YTD% Actual/Budget	2024 YTD% Actual/Budget	2019 - 2024 Trend
53100 - Conferences and Meetings	\$ 7,504	\$ 5,823	\$ 3,109	\$ 7,992	\$ 9,873	\$ -	\$ 5,500	\$ 36,381	179.5%	0.0%	
53110 - Employee Training	\$ 5,681	\$ 1,854	\$ 84	\$ 10,001	\$ 10,196	\$ -	\$ 7,500	\$ 15,000	135.9%	0.0%	
53120 - Employee Mileage Expense	\$ 66	\$ 46	\$ 3	\$ 34	\$ 221	\$ -	\$ 750	\$ 500	29.4%	0.0%	
53130 - General Association Dues	\$ 3,100	\$ 2,022	\$ 2,270	\$ 6,565	\$ 2,890	\$ 1,925	\$ 6,600	\$ 7,675	43.8%	25.1%	
Commodities	\$ 23,677	\$ 18,305	\$ 44,946	\$ 35,928	\$ 48,700	\$ -	\$ 39,500	\$ 39,250	123.3%	0.0%	
60000 - Office Supplies	\$ 32	\$ 1,475	\$ 751	\$ 1,158	\$ 443	\$ -	\$ 2,000	\$ 1,000	22.2%	0.0%	
60010 - Operating Supplies	\$ 5,875	\$ 3,336	\$ 30,508	\$ 2,653	\$ 29,114	\$ -	\$ 7,000	\$ 5,250	415.9%	0.0%	
60020 - Computer Related Supplies	\$ 11,828	\$ 7,434	\$ 6,173	\$ 4,880	\$ -	\$ -	\$ 10,000	\$ 5,000	0.0%	0.0%	
60050 - Books and Subscriptions	\$ -	\$ -	\$ 484	\$ 2,904	\$ 1,395	\$ -	\$ 2,500	\$ 2,500	55.8%	0.0%	
60060 - Computer Software- Non Capital	\$ -	\$ -	\$ -	\$ 381	\$ 5,053	\$ -	\$ 2,500	\$ 5,000	202.1%	0.0%	
60070 - Computer Hardware- Non Capital	\$ -	\$ -	\$ -	\$ 13,115	\$ 1,047	\$ -	\$ 6,500	\$ 7,500	16.1%	0.0%	
60265 - Public Health Commodities - Coronavi	\$ -	\$ -	\$ -	\$ -	\$ -	\$ -	\$ -	\$ -	N/A	N/A	
60290 - Photography Supplies	\$ -	\$ -	\$ -	\$ -	\$ -	\$ -	\$ 2,000	\$ 1,000	0.0%	0.0%	
63040 - Fuel- Vehicles	\$ 906	\$ 538	\$ 1,135	\$ 2,928	\$ 3,881	\$ -	\$ 3,000	\$ 4,500	129.4%	0.0%	
64000 - Telephone	\$ 5,035	\$ 5,522	\$ 5,895	\$ 7,910	\$ 7,766	\$ -	\$ 4,000	\$ 7,500	194.2%	0.0%	
Transfers Out	\$ -	\$ -	\$ -	\$ -	\$ -	\$ -	\$ -	\$ -	N/A	N/A	
99200 - Transfer to Fund 200	\$ -	\$ -	\$ -	\$ -	\$ -	\$ -	\$ -	\$ -	N/A	N/A	
Capital	\$ -	\$ -	\$ -	\$ -	\$ 16	\$ -	\$ -	\$ 85,880	N/A	0.0%	
70020 - Computer Software- Capital	\$ -	\$ -	\$ -	\$ -	\$ 16	\$ -	\$ -	\$ -	N/A	N/A	
70070 - Automotive Equipment	\$ -	\$ -	\$ -	\$ -	\$ -	\$ -	\$ -	\$ 85,880	N/A	0.0%	
Contingency and Other	\$ -	\$ -	\$ -	\$ -	\$ -	\$ -	\$ 198,367	\$ -	0.0%	N/A	
89000 - Addition to Fund Balance	\$ -	\$ -	\$ -	\$ -	\$ -	\$ -	\$ 198,367	\$ -	0.0%	N/A	
231 Equitable Sharing Program	\$ (1,674)	\$ (1,085)	\$ (1)	\$ (540)	\$ 416	\$ -	\$ -	\$ -	N/A	N/A	
Revenue	\$ 1,224	\$ 662	\$ (1)	\$ (540)	\$ 416	\$ -	\$ 25,000	\$ 11,456	1.7%	0.0%	
Interest Revenue	\$ 1,224	\$ 662	\$ (1)	\$ (540)	\$ 416	\$ -	\$ -	\$ 1,456	N/A	0.0%	
38000 - Investment Income	\$ 1,224	\$ 662	\$ (1)	\$ (540)	\$ 416	\$ -	\$ -	\$ 1,456	N/A	0.0%	
Other	\$ -	\$ -	\$ -	\$ -	\$ -	\$ -	\$ 25,000	\$ 10,000	0.0%	0.0%	
38600 - DOJ Equitable Sharing Proceeds	\$ -	\$ -	\$ -	\$ -	\$ -	\$ -	\$ 25,000	\$ 10,000	0.0%	0.0%	
Expenses	\$ 2,898	\$ 1,748	\$ -	\$ -	\$ -	\$ -	\$ 25,000	\$ 11,456	0.0%	0.0%	
Contractual Services	\$ 1,650	\$ 500	\$ -	\$ -	\$ -	\$ -	\$ 25,000	\$ 10,000	0.0%	0.0%	
53110 - Employee Training	\$ 1,650	\$ 500	\$ -	\$ -	\$ -	\$ -	\$ 25,000	\$ 10,000	0.0%	0.0%	
Commodities	\$ 1,248	\$ 1,248	\$ -	\$ -	\$ -	\$ -	\$ -	\$ -	N/A	N/A	
60010 - Operating Supplies	\$ 1,248	\$ 1,248	\$ -	\$ -	\$ -	\$ -	\$ -	\$ -	N/A	N/A	
Contingency and Other	\$ -	\$ -	\$ -	\$ -	\$ -	\$ -	\$ -	\$ 1,456	N/A	0.0%	
89000 - Addition to Fund Balance	\$ -	\$ -	\$ -	\$ -	\$ -	\$ -	\$ -	\$ 1,456	N/A	0.0%	

Judiciary & Public Safety Revenue Expense Budget Report - By Account Detail
Through December 31, 2023 (8.3% YTD, 7.69% Payroll Expense through Pay Period Ending 12/23/2023)
***2019, 2020, 2021, 2022 Actual Full Fiscal Year**

Department / Fund / Account Classification	2019 Actual Amount*	2020 Actual Amount*	2021 Actual Amount*	2022 Actual Amount*	2023 Actual Amount	2024 Actual Amount	2023 Adopted Budget	2024 Adopted Budget	2023 YTD% Actual/Budget	2024 YTD% Actual/Budget	2019 - 2024 Trend
232 State's Atty Records Automation	\$ (15,520)	\$ (4,405)	\$ (30,548)	\$ (36,701)	\$ (29,077)	\$ (3,388)	\$ -	\$ -	N/A	N/A	
Revenue	\$ 33,737	\$ 24,024	\$ 26,062	\$ 19,024	\$ 21,377	\$ -	\$ 75,334	\$ 68,982	28.4%	0.0%	
Interest Revenue	\$ -	\$ 2,754	\$ 52	\$ (1,265)	\$ 1,098	\$ -	\$ -	\$ 3,895	N/A	0.0%	
38000 - Investment Income	\$ -	\$ 2,754	\$ 52	\$ (1,265)	\$ 1,098	\$ -	\$ -	\$ 3,895	N/A	0.0%	
Other	\$ -	\$ -	\$ -	\$ -	\$ -	\$ -	\$ 45,334	\$ 45,087	0.0%	0.0%	
39900 - Fund Balance Utilization	\$ -	\$ -	\$ -	\$ -	\$ -	\$ -	\$ 45,334	\$ 45,087	0.0%	0.0%	
Charges for Services	\$ 33,737	\$ 21,270	\$ 21,710	\$ 20,289	\$ 20,279	\$ -	\$ 30,000	\$ 20,000	67.6%	0.0%	
35300 - Records Automation Fees	\$ 33,737	\$ 21,270	\$ 21,710	\$ 20,289	\$ 20,279	\$ -	\$ 30,000	\$ 20,000	67.6%	0.0%	
Transfers In	\$ -	\$ -	\$ 4,300	\$ -	\$ -	\$ -	\$ -	\$ -	N/A	N/A	
39000 - Transfer From Other Funds	\$ -	\$ -	\$ 4,300	\$ -	\$ -	\$ -	\$ -	\$ -	N/A	N/A	
Expenses	\$ 49,256	\$ 28,429	\$ 56,610	\$ 55,725	\$ 50,454	\$ 3,388	\$ 75,334	\$ 68,982	67.0%	4.9%	
Personnel Services- Salaries & Wages	\$ 17,273	\$ 18,691	\$ 20,000	\$ 33,771	\$ 35,682	\$ 2,352	\$ 35,273	\$ 40,055	101.2%	5.9%	
40000 - Salaries and Wages	\$ 17,273	\$ 18,691	\$ 19,000	\$ 33,771	\$ 35,682	\$ 2,352	\$ 34,242	\$ 35,153	104.2%	6.7%	
40002 - Non-Union Wage Increase	\$ -	\$ -	\$ -	\$ -	\$ -	\$ -	\$ 1,031	\$ -	0.0%	N/A	
40003 - Cost of Living Increase	\$ -	\$ -	\$ -	\$ -	\$ -	\$ -	\$ -	\$ 1,055	N/A	0.0%	
40004 - Merit Increase	\$ -	\$ -	\$ -	\$ -	\$ -	\$ -	\$ -	\$ 3,847	N/A	0.0%	
40040 - Lump Sum Distribution	\$ -	\$ -	\$ 1,000	\$ -	\$ -	\$ -	\$ -	\$ -	N/A	N/A	
Personnel Services- Employee Benefits	\$ 8,384	\$ 8,858	\$ 8,590	\$ 12,144	\$ 12,944	\$ 1,036	\$ 13,233	\$ 16,859	97.8%	6.1%	
45000 - Healthcare Contribution	\$ 5,885	\$ 5,978	\$ 5,422	\$ 7,237	\$ 8,280	\$ 701	\$ 8,319	\$ 12,000	99.5%	5.8%	
45010 - Dental Contribution	\$ 93	\$ 89	\$ 97	\$ 387	\$ 400	\$ 35	\$ 400	\$ 430	100.0%	8.0%	
45100 - FICA/SS Contribution	\$ 1,223	\$ 1,351	\$ 1,436	\$ 2,422	\$ 2,553	\$ 169	\$ 2,698	\$ 2,770	94.6%	6.1%	
45200 - IMRF Contribution	\$ 1,183	\$ 1,441	\$ 1,635	\$ 2,098	\$ 1,712	\$ 131	\$ 1,816	\$ 1,659	94.3%	7.9%	
Contractual Services	\$ 777	\$ 880	\$ 997	\$ 1,189	\$ 1,828	\$ -	\$ 1,828	\$ 2,068	100.0%	0.0%	
53000 - Liability Insurance	\$ 324	\$ 391	\$ 383	\$ 531	\$ 1,030	\$ -	\$ 1,030	\$ 1,213	100.0%	0.0%	
53010 - Workers Compensation	\$ 433	\$ 477	\$ 601	\$ 641	\$ 783	\$ -	\$ 783	\$ 835	100.0%	0.0%	
53020 - Unemployment Claims	\$ 20	\$ 12	\$ 13	\$ 17	\$ 15	\$ -	\$ 15	\$ 20	100.0%	0.0%	
Commodities	\$ 22,823	\$ -	\$ 27,023	\$ 8,621	\$ -	\$ -	\$ 25,000	\$ 10,000	0.0%	0.0%	
60060 - Computer Software- Non Capital	\$ -	\$ -	\$ 16,955	\$ -	\$ -	\$ -	\$ -	\$ -	N/A	N/A	
60070 - Computer Hardware- Non Capital	\$ 22,823	\$ -	\$ 10,068	\$ 8,621	\$ -	\$ -	\$ 25,000	\$ 10,000	0.0%	0.0%	
Contingency and Other	\$ -	\$ -	\$ -	\$ -	\$ -	\$ -	\$ -	\$ -	N/A	N/A	
89000 - Addition to Fund Balance	\$ -	\$ -	\$ -	\$ -	\$ -	\$ -	\$ -	\$ -	N/A	N/A	
233 Bad Check Restitution	\$ 4,216	\$ 3,124	\$ 2,278	\$ (595)	\$ 458	\$ -	\$ -	\$ -	N/A	N/A	
Revenue	\$ 4,216	\$ 3,124	\$ 2,278	\$ (595)	\$ 458	\$ -	\$ -	\$ 1,605	N/A	0.0%	
Interest Revenue	\$ 1,087	\$ 664	\$ (2)	\$ (595)	\$ 458	\$ -	\$ -	\$ 1,605	N/A	0.0%	
38000 - Investment Income	\$ 1,087	\$ 664	\$ (2)	\$ (595)	\$ 458	\$ -	\$ -	\$ 1,605	N/A	0.0%	
Fines	\$ 3,129	\$ 2,460	\$ 2,280	\$ -	\$ -	\$ -	\$ -	\$ -	N/A	N/A	

Judiciary & Public Safety Revenue Expense Budget Report - By Account Detail
Through December 31, 2023 (8.3% YTD, 7.69% Payroll Expense through Pay Period Ending 12/23/2023)
***2019, 2020, 2021, 2022 Actual Full Fiscal Year**

Department / Fund / Account Classification	2019 Actual Amount*	2020 Actual Amount*	2021 Actual Amount*	2022 Actual Amount*	2023 Actual Amount	2024 Actual Amount	2023 Adopted Budget	2024 Adopted Budget	2023 YTD% Actual/Budget	2024 YTD% Actual/Budget	2019 - 2024 Trend
36030 - Collection Fines	\$ 3,129	\$ 2,460	\$ 2,280	\$ -	\$ -	\$ -	\$ -	\$ -	N/A	N/A	
Expenses	\$ -	\$ -	\$ -	\$ -	\$ -	\$ -	\$ -	\$ 1,605	N/A	0.0%	
Contractual Services	\$ -	\$ -	\$ -	\$ -	\$ -	\$ -	\$ -	\$ -	N/A	N/A	
50150 - Contractual/Consulting Services	\$ -	\$ -	\$ -	\$ -	\$ -	\$ -	\$ -	\$ -	N/A	N/A	
Contingency and Other	\$ -	\$ -	\$ -	\$ -	\$ -	\$ -	\$ -	\$ 1,605	N/A	0.0%	
89000 - Addition to Fund Balance	\$ -	\$ -	\$ -	\$ -	\$ -	\$ -	\$ -	\$ 1,605	N/A	0.0%	
234 Drug Asset Forfeiture	\$ 24,017	\$ 17,890	\$ 53,612	\$ 30,003	\$ 5,633	\$ -	\$ -	\$ -	N/A	N/A	
Revenue	\$ 24,811	\$ 17,890	\$ 53,612	\$ 30,003	\$ 5,633	\$ -	\$ 50,000	\$ 58,672	11.3%	0.0%	
Interest Revenue	\$ 3,601	\$ 2,347	\$ (15)	\$ (3,380)	\$ 2,533	\$ -	\$ -	\$ 8,672	N/A	0.0%	
38000 - Investment Income	\$ 3,601	\$ 2,347	\$ (15)	\$ (3,380)	\$ 2,533	\$ -	\$ -	\$ 8,672	N/A	0.0%	
Fines	\$ 21,210	\$ 15,544	\$ 53,628	\$ 33,383	\$ -	\$ -	\$ 50,000	\$ 50,000	0.0%	0.0%	
36020 - Drug Fines	\$ 21,210	\$ 15,544	\$ 53,628	\$ 33,383	\$ -	\$ -	\$ 50,000	\$ 50,000	0.0%	0.0%	
Transfers In	\$ -	\$ -	\$ -	\$ -	\$ 3,100	\$ -	\$ -	\$ -	N/A	N/A	
39000 - Transfer From Other Funds	\$ -	\$ -	\$ -	\$ -	\$ 3,100	\$ -	\$ -	\$ -	N/A	N/A	
Expenses	\$ 794	\$ -	\$ -	\$ -	\$ -	\$ -	\$ 50,000	\$ 58,672	0.0%	0.0%	
Contractual Services	\$ 794	\$ -	\$ -	\$ -	\$ -	\$ -	\$ 50,000	\$ 50,000	0.0%	0.0%	
50150 - Contractual/Consulting Services	\$ -	\$ -	\$ -	\$ -	\$ -	\$ -	\$ 50,000	\$ 50,000	0.0%	0.0%	
53110 - Employee Training	\$ 794	\$ -	\$ -	\$ -	\$ -	\$ -	\$ -	\$ -	N/A	N/A	
Contingency and Other	\$ -	\$ -	\$ -	\$ -	\$ -	\$ -	\$ -	\$ 8,672	N/A	0.0%	
89000 - Addition to Fund Balance	\$ -	\$ -	\$ -	\$ -	\$ -	\$ -	\$ -	\$ 8,672	N/A	0.0%	
235 State's Attorney Employee Events	\$ 747	\$ 120	\$ 57	\$ (20)	\$ 16	\$ -	\$ -	\$ -	N/A	N/A	
Revenue	\$ 1,268	\$ 844	\$ 57	\$ (20)	\$ 16	\$ -	\$ 10	\$ 55	156.4%	0.0%	
Interest Revenue	\$ 29	\$ 24	\$ (0)	\$ (20)	\$ 16	\$ -	\$ -	\$ 55	N/A	0.0%	
38000 - Investment Income	\$ 29	\$ 24	\$ (0)	\$ (20)	\$ 16	\$ -	\$ -	\$ 55	N/A	0.0%	
Other	\$ 1,240	\$ 820	\$ 57	\$ -	\$ -	\$ -	\$ -	\$ -	N/A	N/A	
38900 - Miscellaneous Other	\$ 1,240	\$ 820	\$ 57	\$ -	\$ -	\$ -	\$ -	\$ -	N/A	N/A	
Reimbursements	\$ -	\$ -	\$ -	\$ -	\$ -	\$ -	\$ 10	\$ -	0.0%	N/A	
37900 - Miscellaneous Reimbursement	\$ -	\$ -	\$ -	\$ -	\$ -	\$ -	\$ 10	\$ -	0.0%	N/A	
Expenses	\$ 522	\$ 724	\$ -	\$ -	\$ -	\$ -	\$ 10	\$ 55	0.0%	0.0%	
Commodities	\$ 522	\$ 724	\$ -	\$ -	\$ -	\$ -	\$ 10	\$ -	0.0%	N/A	
60010 - Operating Supplies	\$ -	\$ -	\$ -	\$ -	\$ -	\$ -	\$ 10	\$ -	0.0%	N/A	
60080 - Employee Recognition Supplies	\$ 522	\$ 724	\$ -	\$ -	\$ -	\$ -	\$ -	\$ -	N/A	N/A	
Contingency and Other	\$ -	\$ -	\$ -	\$ -	\$ -	\$ -	\$ -	\$ 55	N/A	0.0%	

Judiciary & Public Safety Revenue Expense Budget Report - By Account Detail
Through December 31, 2023 (8.3% YTD, 7.69% Payroll Expense through Pay Period Ending 12/23/2023)
***2019, 2020, 2021, 2022 Actual Full Fiscal Year**

Department / Fund / Account Classification	2019 Actual Amount*	2020 Actual Amount*	2021 Actual Amount*	2022 Actual Amount*	2023 Actual Amount	2024 Actual Amount	2023 Adopted Budget	2024 Adopted Budget	2023 YTD% Actual/Budget	2024 YTD% Actual/Budget	2019 - 2024 Trend
89000 - Addition to Fund Balance	\$ -	\$ -	\$ -	\$ -	\$ -	\$ -	\$ -	\$ 55	N/A	0.0%	
236 Child Advocacy Advisory Board	\$ (1,289)	\$ (1,033)	\$ (601)	\$ 370	\$ 285	\$ -	\$ -	\$ -	N/A	N/A	
Revenue	\$ 1,289	\$ 1,033	\$ 601	\$ (370)	\$ 285	\$ -	\$ -	\$ 997	N/A	0.0%	
Interest Revenue	\$ 739	\$ 433	\$ 1	\$ (370)	\$ 285	\$ -	\$ -	\$ 997	N/A	0.0%	
38000 - Investment Income	\$ 739	\$ 433	\$ 1	\$ (370)	\$ 285	\$ -	\$ -	\$ 997	N/A	0.0%	
Other	\$ 550	\$ 600	\$ 600	\$ -	\$ -	\$ -	\$ -	\$ -	N/A	N/A	
38520 - General Donations	\$ 550	\$ 600	\$ 600	\$ -	\$ -	\$ -	\$ -	\$ -	N/A	N/A	
Expenses	\$ -	\$ -	\$ -	\$ -	\$ -	\$ -	\$ -	\$ 997	N/A	0.0%	
Commodities	\$ -	\$ -	\$ -	\$ -	\$ -	\$ -	\$ -	\$ -	N/A	N/A	
60010 - Operating Supplies	\$ -	\$ -	\$ -	\$ -	\$ -	\$ -	\$ -	\$ -	N/A	N/A	
Contingency and Other	\$ -	\$ -	\$ -	\$ -	\$ -	\$ -	\$ -	\$ 997	N/A	0.0%	
89000 - Addition to Fund Balance	\$ -	\$ -	\$ -	\$ -	\$ -	\$ -	\$ -	\$ 997	N/A	0.0%	
237 Money Laundering - State's Atty	\$ (21,289)	\$ 7,725	\$ 754	\$ (3,208)	\$ 14,308	\$ -	\$ -	\$ -	N/A	N/A	
Revenue	\$ 30,320	\$ 7,725	\$ 754	\$ (3,208)	\$ 14,308	\$ -	\$ 5,000	\$ 11,148	286.2%	0.0%	
Interest Revenue	\$ -	\$ 3,585	\$ (20)	\$ (3,208)	\$ 2,470	\$ -	\$ -	\$ 8,648	N/A	0.0%	
38000 - Investment Income	\$ -	\$ 3,585	\$ (20)	\$ (3,208)	\$ 2,470	\$ -	\$ -	\$ 8,648	N/A	0.0%	
Other	\$ -	\$ -	\$ -	\$ -	\$ -	\$ -	\$ -	\$ -	N/A	N/A	
39900 - Fund Balance Utilization	\$ -	\$ -	\$ -	\$ -	\$ -	\$ -	\$ -	\$ -	N/A	N/A	
Fines	\$ 30,320	\$ 4,140	\$ 775	\$ -	\$ 2,638	\$ -	\$ 5,000	\$ 2,500	52.8%	0.0%	
36020 - Drug Fines	\$ 30,320	\$ 4,140	\$ 775	\$ -	\$ 2,638	\$ -	\$ 5,000	\$ 2,500	52.8%	0.0%	
Transfers In	\$ -	\$ -	\$ -	\$ -	\$ 9,200	\$ -	\$ -	\$ -	N/A	N/A	
39000 - Transfer From Other Funds	\$ -	\$ -	\$ -	\$ -	\$ 9,200	\$ -	\$ -	\$ -	N/A	N/A	
Expenses	\$ 51,609	\$ -	\$ -	\$ -	\$ -	\$ -	\$ 5,000	\$ 11,148	0.0%	0.0%	
Contractual Services	\$ 51,609	\$ -	\$ -	\$ -	\$ -	\$ -	\$ 5,000	\$ 2,500	0.0%	0.0%	
50150 - Contractual/Consulting Services	\$ 51,609	\$ -	\$ -	\$ -	\$ -	\$ -	\$ -	\$ -	N/A	N/A	
53100 - Conferences and Meetings	\$ -	\$ -	\$ -	\$ -	\$ -	\$ -	\$ 5,000	\$ 2,500	0.0%	0.0%	
Commodities	\$ -	\$ -	\$ -	\$ -	\$ -	\$ -	\$ -	\$ -	N/A	N/A	
60010 - Operating Supplies	\$ -	\$ -	\$ -	\$ -	\$ -	\$ -	\$ -	\$ -	N/A	N/A	
Contingency and Other	\$ -	\$ -	\$ -	\$ -	\$ -	\$ -	\$ -	\$ 8,648	N/A	0.0%	
89000 - Addition to Fund Balance	\$ -	\$ -	\$ -	\$ -	\$ -	\$ -	\$ -	\$ 8,648	N/A	0.0%	
490 Kane County Law Enforcement	\$ 24,640	\$ 15,670	\$ 8,276	\$ (48,890)	\$ (26,400)	\$ 4,628	\$ -	\$ -	N/A	N/A	
Revenue	\$ 54,470	\$ 23,650	\$ 19,050	\$ 2,414	\$ 49,919	\$ 4,628	\$ 50,000	\$ 106,002	99.8%	4.4%	
Interest Revenue	\$ 6,330	\$ 3,763	\$ (35)	\$ (2,216)	\$ 2,025	\$ -	\$ 2,000	\$ 7,002	101.3%	0.0%	

Judiciary & Public Safety Revenue Expense Budget Report - By Account Detail
Through December 31, 2023 (8.3% YTD, 7.69% Payroll Expense through Pay Period Ending 12/23/2023)
***2019, 2020, 2021, 2022 Actual Full Fiscal Year**

Department / Fund / Account Classification	2019 Actual Amount*	2020 Actual Amount*	2021 Actual Amount*	2022 Actual Amount*	2023 Actual Amount	2024 Actual Amount	2023 Adopted Budget	2024 Adopted Budget	2023 YTD% Actual/Budget	2024 YTD% Actual/Budget	2019 - 2024 Trend
38000 - Investment Income	\$ 6,330	\$ 3,763	\$ (35)	\$ (2,216)	\$ 2,025	\$ -	\$ 2,000	\$ 7,002	101.3%	0.0%	
Other	\$ -	\$ -	\$ -	\$ -	\$ -	\$ -	\$ 46,000	\$ 59,000	0.0%	0.0%	
39900 - Fund Balance Utilization	\$ -	\$ -	\$ -	\$ -	\$ -	\$ -	\$ 46,000	\$ 59,000	0.0%	0.0%	
Fines	\$ 48,140	\$ 19,887	\$ 8,311	\$ 2,604	\$ 47,894	\$ 4,628	\$ 2,000	\$ 40,000	2394.7%	11.6%	
36050 - DUI Fines	\$ 48,140	\$ 19,887	\$ 8,311	\$ 2,604	\$ 47,894	\$ 4,628	\$ 2,000	\$ 40,000	2394.7%	11.6%	
Transfers In	\$ -	\$ -	\$ 10,774	\$ 2,026	\$ -	\$ -	\$ -	\$ -	N/A	N/A	
39000 - Transfer From Other Funds	\$ -	\$ -	\$ 10,774	\$ 2,026	\$ -	\$ -	\$ -	\$ -	N/A	N/A	
Expenses	\$ 29,830	\$ 7,980	\$ 10,774	\$ 51,304	\$ 76,319	\$ -	\$ 50,000	\$ 106,002	152.6%	0.0%	
Personnel Services- Salaries & Wages	\$ 3,600	\$ 2,100	\$ 1,800	\$ 11,063	\$ 8,813	\$ -	\$ -	\$ -	N/A	N/A	
40000 - Salaries and Wages	\$ 3,600	\$ 2,100	\$ 1,800	\$ 11,063	\$ 8,813	\$ -	\$ -	\$ -	N/A	N/A	
Personnel Services- Employee Benefits	\$ 264	\$ 156	\$ 134	\$ 829	\$ 672	\$ -	\$ -	\$ -	N/A	N/A	
45100 - FICA/SS Contribution	\$ 264	\$ 156	\$ 134	\$ 829	\$ 672	\$ -	\$ -	\$ -	N/A	N/A	
Contractual Services	\$ 25,966	\$ 5,725	\$ 8,840	\$ 39,413	\$ 66,834	\$ -	\$ 50,000	\$ 106,002	133.7%	0.0%	
50150 - Contractual/Consulting Services	\$ 25,966	\$ 5,725	\$ 8,840	\$ 39,413	\$ 66,834	\$ -	\$ 50,000	\$ 106,002	133.7%	0.0%	
Contingency and Other	\$ -	\$ -	\$ -	\$ -	\$ -	\$ -	\$ -	\$ -	N/A	N/A	
89000 - Addition to Fund Balance	0	0	0	0	\$ -	\$ -	\$ -	\$ -	N/A	N/A	
Grand Total	\$ (5,281,309)	\$ (5,763,907)	\$ (5,015,973)	\$ (8,026,005)	\$ (9,388,981)	\$ (1,083,370)					

Judiciary & Public Safety Revenue Expense Budget Report - By Account Detail
Through December 31, 2023 (8.3% YTD, 7.69% Payroll Expense through Pay Period Ending 12/23/2023)
***2019, 2020, 2021, 2022 Actual Full Fiscal Year**

Department / Fund / Account Classification	2019 Actual Amount*	2020 Actual Amount*	2021 Actual Amount*	2022 Actual Amount*	2023 Actual Amount	2024 Actual Amount	2023 Adopted Budget	2024 Adopted Budget	2023 YTD% Actual/Budget	2024 YTD% Actual/Budget	2019 - 2024 Trend
360 Public Defender	\$ (3,881,184)	\$ (3,796,755)	\$ (3,856,279)	\$ (4,129,072)	\$ (4,310,810)	\$ (267,536)	\$ -	\$ -	N/A	N/A	
001 General Fund	\$ (3,882,122)	\$ (3,802,172)	\$ (3,865,405)	\$ (4,138,843)	\$ (4,321,396)	\$ (267,536)	\$ -	\$ -	N/A	N/A	
Revenue	\$ 127,352	\$ 132,836	\$ 183,412	\$ 138,528	\$ 134,981	\$ -	\$ 138,252	\$ 242,252	97.6%	0.0%	
Reimbursements	\$ 116,971	\$ 123,140	\$ 135,161	\$ 134,964	\$ 132,597	\$ -	\$ 133,252	\$ 237,252	99.5%	0.0%	
37050 - Public Def Salary Reimbursement	\$ 103,904	\$ 105,846	\$ 108,484	\$ 111,379	\$ 114,977	\$ -	\$ 113,252	\$ 113,252	101.5%	0.0%	
37610 - SVP Reimbursement	\$ 13,067	\$ 17,077	\$ 26,677	\$ 23,584	\$ 17,620	\$ -	\$ 20,000	\$ 20,000	88.1%	0.0%	
37900 - Miscellaneous Reimbursement	\$ -	\$ 217	\$ -	\$ -	\$ -	\$ -	\$ -	\$ 104,000	N/A	0.0%	
Charges for Services	\$ 10,382	\$ 9,696	\$ 6,834	\$ 3,564	\$ 2,384	\$ -	\$ 5,000	\$ 5,000	47.7%	0.0%	
34790 - Public Defender Fees	\$ 10,382	\$ 9,696	\$ 6,834	\$ 3,564	\$ 2,384	\$ -	\$ 5,000	\$ 5,000	47.7%	0.0%	
Transfers In	\$ -	\$ -	\$ 41,417	\$ -	\$ -	\$ -	\$ -	\$ -	N/A	N/A	
39000 - Transfer From Other Funds	\$ -	\$ -	\$ 41,417	\$ -	\$ -	\$ -	\$ -	\$ -	N/A	N/A	
Expenses	\$ 4,009,474	\$ 3,935,007	\$ 4,048,817	\$ 4,277,371	\$ 4,456,377	\$ 267,536	\$ 4,820,580	\$ 4,389,756	92.4%	6.1%	
Personnel Services- Salaries & Wages	\$ 3,185,760	\$ 3,199,989	\$ 3,318,534	\$ 3,507,808	\$ 3,582,603	\$ 267,263	\$ 3,811,004	\$ 4,203,015	94.0%	6.4%	
40000 - Salaries and Wages	\$ 3,155,239	\$ 3,174,475	\$ 3,209,777	\$ 3,484,151	\$ 3,551,303	\$ 263,363	\$ 3,963,180	\$ 4,137,514	89.6%	6.4%	
40002 - Non-Union Wage Increase	\$ -	\$ -	\$ -	\$ -	\$ -	\$ -	\$ 105,478	\$ 1	0.0%	0.0%	
40005 - New Position Budget Moved to Contin	\$ -	\$ -	\$ -	\$ -	\$ -	\$ -	\$ (291,854)	\$ -	0.0%	N/A	
40040 - Lump Sum Distribution	\$ -	\$ -	\$ 85,500	\$ -	\$ -	\$ -	\$ -	\$ -	N/A	N/A	
40310 - Bond Call	\$ 30,521	\$ 25,514	\$ 23,257	\$ 23,657	\$ 31,300	\$ 3,900	\$ 34,200	\$ 65,500	91.5%	6.0%	
Personnel Services- Employee Benefits	\$ 660,993	\$ 627,163	\$ 599,323	\$ 658,473	\$ 727,082	\$ -	\$ 824,385	\$ -	88.2%	N/A	
45000 - Healthcare Contribution	\$ 640,369	\$ 608,469	\$ 579,952	\$ 640,401	\$ 709,606	\$ -	\$ 804,223	\$ -	88.2%	N/A	
45010 - Dental Contribution	\$ 20,624	\$ 18,695	\$ 19,371	\$ 18,072	\$ 17,476	\$ -	\$ 20,162	\$ -	86.7%	N/A	
Contractual Services	\$ 89,998	\$ 42,348	\$ 60,619	\$ 43,071	\$ 72,577	\$ -	\$ 106,737	\$ 106,737	68.0%	0.0%	
50240 - Trials and Costs of Hearing	\$ 29,678	\$ 11,761	\$ 30,494	\$ 14,887	\$ 41,235	\$ -	\$ 45,000	\$ 45,000	91.6%	0.0%	
52130 - Repairs and Maint- Computers	\$ -	\$ 113	\$ 520	\$ -	\$ -	\$ -	\$ -	\$ -	N/A	N/A	
52140 - Repairs and Maint- Copiers	\$ 2,672	\$ 2,277	\$ 1,549	\$ 2,137	\$ 380	\$ -	\$ 2,250	\$ 2,250	16.9%	0.0%	
52190 - Equipment Rental	\$ -	\$ 3	\$ -	\$ -	\$ -	\$ -	\$ -	\$ -	N/A	N/A	
53100 - Conferences and Meetings	\$ 792	\$ -	\$ -	\$ -	\$ 528	\$ -	\$ 1,000	\$ 1,000	52.8%	0.0%	
53110 - Employee Training	\$ 11,340	\$ 3,185	\$ 1,477	\$ 2,049	\$ 5,784	\$ -	\$ 20,000	\$ 20,000	28.9%	0.0%	
53120 - Employee Mileage Expense	\$ 3,319	\$ 1,219	\$ 505	\$ 1,759	\$ 1,872	\$ -	\$ 4,500	\$ 4,500	41.6%	0.0%	
53140 - Attorney Association Dues	\$ 32,568	\$ 17,386	\$ 18,306	\$ 16,489	\$ 17,683	\$ -	\$ 23,100	\$ 23,100	76.5%	0.0%	
55000 - Miscellaneous Contractual Exp	\$ 9,630	\$ 6,405	\$ 7,768	\$ 5,751	\$ 5,095	\$ -	\$ 10,887	\$ 10,887	46.8%	0.0%	
Commodities	\$ 72,723	\$ 65,507	\$ 70,341	\$ 68,019	\$ 74,115	\$ 273	\$ 78,454	\$ 80,004	94.5%	0.3%	
60000 - Office Supplies	\$ 10,335	\$ 6,885	\$ 8,128	\$ 3,659	\$ 5,250	\$ -	\$ 10,000	\$ 10,000	52.5%	0.0%	
60020 - Computer Related Supplies	\$ 893	\$ -	\$ 130	\$ -	\$ -	\$ -	\$ -	\$ -	N/A	N/A	
60050 - Books and Subscriptions	\$ 61,495	\$ 58,622	\$ 62,083	\$ 64,360	\$ 68,865	\$ 273	\$ 68,454	\$ 70,004	100.6%	0.4%	
Transfers Out	\$ -	\$ -	\$ -	\$ -	\$ -	\$ -	\$ -	\$ -	N/A	N/A	
99200 - Transfer to Fund 200	\$ -	\$ -	\$ -	\$ -	\$ -	\$ -	\$ -	\$ -	N/A	N/A	

Judiciary & Public Safety Revenue Expense Budget Report - By Account Detail
 Through December 31, 2023 (8.3% YTD, 7.69% Payroll Expense through Pay Period Ending 12/23/2023)
 *2019, 2020, 2021, 2022 Actual Full Fiscal Year

Department / Fund / Account Classification	2019 Actual Amount*	2020 Actual Amount*	2021 Actual Amount*	2022 Actual Amount*	2023 Actual Amount	2024 Actual Amount	2023 Adopted Budget	2024 Adopted Budget	2023 YTD% Actual/Budget	2024 YTD% Actual/Budget	2019 - 2024 Trend
244 Public Defender Rec Automation	\$ 938	\$ 5,417	\$ 9,126	\$ 9,770	\$ 10,586	\$ -	\$ -	\$ -	N/A	N/A	
Revenue	\$ 938	\$ 5,417	\$ 9,126	\$ 9,770	\$ 10,586	\$ -	\$ 1,000	\$ 1,884	1058.6%	0.0%	
Interest Revenue	\$ -	\$ 51	\$ (2)	\$ (366)	\$ 257	\$ -	\$ -	\$ 884	N/A	0.0%	
38000 - Investment Income	\$ -	\$ 51	\$ (2)	\$ (366)	\$ 257	\$ -	\$ -	\$ 884	N/A	0.0%	
Charges for Services	\$ 938	\$ 5,366	\$ 9,129	\$ 10,136	\$ 10,329	\$ -	\$ 1,000	\$ 1,000	1032.9%	0.0%	
35300 - Records Automation Fees	\$ 938	\$ 5,366	\$ 9,129	\$ 10,136	\$ 10,329	\$ -	\$ 1,000	\$ 1,000	1032.9%	0.0%	
Expenses	\$ -	\$ -	\$ -	\$ -	\$ -	\$ -	\$ 1,000	\$ 1,884	0.0%	0.0%	
Contractual Services	\$ -	\$ -	\$ -	\$ -	\$ -	\$ -	\$ 1,000	\$ 1,000	0.0%	0.0%	
50150 - Contractual/Consulting Services	\$ -	\$ -	\$ -	\$ -	\$ -	\$ -	\$ 1,000	\$ 1,000	0.0%	0.0%	
Contingency and Other	\$ -	\$ -	\$ -	\$ -	\$ -	\$ -	\$ -	\$ 884	N/A	0.0%	
89000 - Addition to Fund Balance	\$ -	\$ -	\$ -	\$ -	\$ -	\$ -	\$ -	\$ 884	N/A	0.0%	
Grand Total	\$ (3,881,184)	\$ (3,796,755)	\$ (3,856,279)	\$ (4,129,072)	\$ (4,310,810)	\$ (267,536)					

Judiciary & Public Safety Revenue Expense Budget Report - By Account Detail
Through December 31, 2023 (8.3% YTD, 7.69% Payroll Expense through Pay Period Ending 12/23/2023)
***2019, 2020, 2021, 2022 Actual Full Fiscal Year**

Department / Fund / Account Classification	2019 Actual Amount*	2020 Actual Amount*	2021 Actual Amount*	2022 Actual Amount*	2023 Actual Amount	2024 Actual Amount	2023 Adopted Budget	2024 Adopted Budget	2023 YTD% Actual/Budget	2024 YTD% Actual/Budget	2019 - 2024 Trend
370 Law Library	\$ 91,765	\$ (16,598)	\$ (6,263)	\$ (49,677)	\$ 85,643	\$ (68,877)	\$ -	\$ -	N/A	N/A	
250 Law Library	\$ 91,765	\$ (16,598)	\$ (6,263)	\$ (49,677)	\$ 85,643	\$ (68,877)	\$ -	\$ -	N/A	N/A	
Revenue	\$ 343,971	\$ 282,027	\$ 303,674	\$ 281,451	\$ 310,685	\$ -	\$ 291,071	\$ 315,145	106.7%	0.0%	
Interest Revenue	\$ 6,542	\$ 4,344	\$ (77)	\$ (2,733)	\$ 2,036	\$ -	\$ 974	\$ 8,251	209.0%	0.0%	
38000 - Investment Income	\$ 6,542	\$ 4,344	\$ (77)	\$ (2,733)	\$ 2,036	\$ -	\$ 974	\$ 8,251	209.0%	0.0%	
Other	\$ 12,187	\$ 29,532	\$ 15,046	\$ 10,000	\$ 30,000	\$ -	\$ 12,256	\$ 29,136	244.8%	0.0%	
38900 - Miscellaneous Other	\$ 12,187	\$ 29,532	\$ 15,046	\$ 10,000	\$ 30,000	\$ -	\$ 9,136	\$ 29,136	328.4%	0.0%	
39900 - Fund Balance Utilization	\$ -	\$ -	\$ -	\$ -	\$ -	\$ -	\$ 3,120	\$ -	0.0%	N/A	
Reimbursements	\$ 1,168	\$ 1,401	\$ 120	\$ 755	\$ -	\$ -	\$ 250	\$ 200	0.0%	0.0%	
37900 - Miscellaneous Reimbursement	\$ 1,168	\$ 1,401	\$ 120	\$ 755	\$ -	\$ -	\$ 250	\$ 200	0.0%	0.0%	
Charges for Services	\$ 323,996	\$ 246,734	\$ 259,085	\$ 273,428	\$ 278,649	\$ -	\$ 277,586	\$ 277,553	100.4%	0.0%	
34275 - Conference Room Fees	\$ 210	\$ 120	\$ -	\$ 30	\$ -	\$ -	\$ 30	\$ 10	0.0%	0.0%	
34280 - Photocopy Fees	\$ 2,596	\$ 665	\$ 241	\$ 220	\$ -	\$ -	\$ 225	\$ 113	0.0%	0.0%	
34290 - Invoicing Fees	\$ 201	\$ -	\$ -	\$ -	\$ -	\$ -	\$ 10	\$ 10	0.0%	0.0%	
34300 - Document Delivery Fees	\$ 60	\$ 72	\$ 20	\$ 5	\$ -	\$ -	\$ 15	\$ 10	0.0%	0.0%	
34310 - Faxing Fees	\$ 209	\$ 148	\$ 15	\$ 1	\$ -	\$ -	\$ 1	\$ -	0.0%	N/A	
34320 - Boy Scout Law Merit Badge Fees	\$ 245	\$ 8	\$ -	\$ -	\$ -	\$ -	\$ 450	\$ 450	0.0%	0.0%	
34330 - Law Library Fees	\$ 316,970	\$ 243,379	\$ 257,371	\$ 271,990	\$ 277,093	\$ -	\$ 276,000	\$ 275,580	100.4%	0.0%	
34340 - Computer Printout Fees	\$ 1,219	\$ 552	\$ -	\$ 466	\$ 1,556	\$ -	\$ 225	\$ 750	691.6%	0.0%	
35080 - Book Sale Fees	\$ 1,748	\$ 944	\$ 690	\$ 675	\$ -	\$ -	\$ 600	\$ 600	0.0%	0.0%	
35900 - Miscellaneous Fees	\$ 537	\$ 845	\$ 747	\$ 41	\$ -	\$ -	\$ 30	\$ 30	0.0%	0.0%	
Fines	\$ 78	\$ 16	\$ -	\$ 1	\$ -	\$ -	\$ 5	\$ 5	0.0%	0.0%	
36110 - Overdue Item Fines	\$ 78	\$ 16	\$ -	\$ 1	\$ -	\$ -	\$ 5	\$ 5	0.0%	0.0%	
Transfers In	\$ -	\$ -	\$ 29,500	\$ -	\$ -	\$ -	\$ -	\$ -	N/A	N/A	
39000 - Transfer From Other Funds	\$ -	\$ -	\$ 29,500	\$ -	\$ -	\$ -	\$ -	\$ -	N/A	N/A	
Expenses	\$ 252,205	\$ 298,625	\$ 309,937	\$ 331,129	\$ 225,042	\$ 68,877	\$ 291,071	\$ 315,145	77.3%	21.9%	
Personnel Services- Salaries & Wages	\$ 119,666	\$ 128,856	\$ 133,531	\$ 115,903	\$ 93,269	\$ 7,110	\$ 90,551	\$ 92,979	103.0%	7.6%	
40000 - Salaries and Wages	\$ 119,666	\$ 128,856	\$ 133,531	\$ 115,903	\$ 93,269	\$ 7,110	\$ 87,906	\$ 90,269	106.1%	7.9%	
40002 - Non-Union Wage Increase	\$ -	\$ -	\$ -	\$ -	\$ -	\$ -	\$ 2,645	\$ 1	0.0%	0.0%	
40003 - Cost of Living Increase	\$ -	\$ -	\$ -	\$ -	\$ -	\$ -	\$ -	\$ 2,709	N/A	0.0%	
Personnel Services- Employee Benefits	\$ 33,041	\$ 35,143	\$ 37,458	\$ 30,830	\$ 22,921	\$ 1,812	\$ 30,016	\$ 23,108	76.4%	7.8%	
45000 - Healthcare Contribution	\$ 15,201	\$ 15,296	\$ 15,867	\$ 14,436	\$ 11,165	\$ 943	\$ 11,179	\$ 11,461	99.9%	8.2%	
45010 - Dental Contribution	\$ 489	\$ 469	\$ 512	\$ 405	\$ 256	\$ 22	\$ 256	\$ 275	100.0%	8.1%	
45100 - FICA/SS Contribution	\$ 8,820	\$ 9,465	\$ 9,818	\$ 8,463	\$ 6,842	\$ 518	\$ 11,105	\$ 7,113	61.6%	7.3%	
45200 - IMRF Contribution	\$ 8,531	\$ 9,914	\$ 11,261	\$ 7,526	\$ 4,658	\$ 329	\$ 7,476	\$ 4,259	62.3%	7.7%	
Contractual Services	\$ 25,850	\$ 30,116	\$ 28,143	\$ 31,357	\$ 28,046	\$ 258	\$ 24,433	\$ 21,668	114.8%	1.2%	
50235 - Public Health Services - Coronavirus	\$ -	\$ -	\$ -	\$ -	\$ -	\$ -	\$ -	\$ -	N/A	N/A	

Judiciary & Public Safety Revenue Expense Budget Report - By Account Detail
Through December 31, 2023 (8.3% YTD, 7.69% Payroll Expense through Pay Period Ending 12/23/2023)
***2019, 2020, 2021, 2022 Actual Full Fiscal Year**

Department / Fund / Account Classification	2019 Actual Amount*	2020 Actual Amount*	2021 Actual Amount*	2022 Actual Amount*	2023 Actual Amount	2024 Actual Amount	2023 Adopted Budget	2024 Adopted Budget	2023 YTD% Actual/Budget	2024 YTD% Actual/Budget	2019 - 2024 Trend
50590 - Professional Services	\$ -	\$ -	\$ -	\$ 1,338	\$ 10,386	\$ 150	\$ 2,000	\$ 4,000	519.3%	3.7%	
52140 - Repairs and Maint- Copiers	\$ 3,962	\$ 1,566	\$ 4,736	\$ 3,613	\$ 1,569	\$ 109	\$ 800	\$ 800	196.1%	13.6%	
53000 - Liability Insurance	\$ 2,132	\$ 2,559	\$ 2,501	\$ 3,130	\$ 4,239	\$ -	\$ 4,239	\$ 2,808	100.0%	0.0%	
53010 - Workers Compensation	\$ 2,850	\$ 3,122	\$ 3,923	\$ 3,778	\$ 3,223	\$ -	\$ 3,223	\$ 1,932	100.0%	0.0%	
53020 - Unemployment Claims	\$ 126	\$ 74	\$ 79	\$ 95	\$ 59	\$ -	\$ 59	\$ 46	100.0%	0.0%	
53100 - Conferences and Meetings	\$ 3,256	\$ 1,914	\$ 348	\$ 414	\$ 2,349	\$ -	\$ 300	\$ 3,000	783.1%	0.0%	
53120 - Employee Mileage Expense	\$ 1,101	\$ 231	\$ 577	\$ 925	\$ 736	\$ -	\$ 300	\$ 700	245.2%	0.0%	
53130 - General Association Dues	\$ 967	\$ 880	\$ 896	\$ 905	\$ 929	\$ -	\$ 1,080	\$ 1,130	86.0%	0.0%	
55000 - Miscellaneous Contractual Exp	\$ 11,457	\$ 19,769	\$ 15,083	\$ 17,159	\$ 4,557	\$ -	\$ 12,432	\$ 7,252	36.7%	0.0%	
Commodities	\$ 73,648	\$ 104,511	\$ 110,805	\$ 147,454	\$ 74,839	\$ 59,696	\$ 77,803	\$ 95,585	96.2%	62.5%	
60000 - Office Supplies	\$ 6,155	\$ 5,281	\$ 2,554	\$ 5,189	\$ 4,684	\$ -	\$ 500	\$ 1,200	936.8%	0.0%	
60010 - Operating Supplies	\$ -	\$ -	\$ 31	\$ 1,135	\$ 424	\$ -	\$ -	\$ -	N/A	N/A	
60020 - Computer Related Supplies	\$ 5,055	\$ 2,658	\$ 10,294	\$ 6,310	\$ 6,930	\$ -	\$ 15,040	\$ 9,750	46.1%	0.0%	
60040 - Postage	\$ -	\$ 18	\$ -	\$ 32	\$ -	\$ -	\$ -	\$ -	N/A	N/A	
60050 - Books and Subscriptions	\$ 59,718	\$ 94,050	\$ 96,144	\$ 132,948	\$ 57,085	\$ 59,696	\$ 60,543	\$ 82,615	94.3%	72.3%	
60230 - Food	\$ -	\$ -	\$ -	\$ 386	\$ 1,147	\$ -	\$ 220	\$ 520	521.6%	0.0%	
60265 - Public Health Commodities - Coronavi	\$ -	\$ -	\$ -	\$ -	\$ -	\$ -	\$ -	\$ -	N/A	N/A	
60460 - Subscription Databases	\$ -	\$ 1,146	\$ -	\$ -	\$ 4,005	\$ -	\$ -	\$ -	N/A	N/A	
64000 - Telephone	\$ 2,720	\$ 1,358	\$ 1,214	\$ 1,453	\$ 564	\$ -	\$ 900	\$ 900	62.6%	0.0%	
64010 - Cellular Phone	\$ -	\$ -	\$ 568	\$ -	\$ -	\$ -	\$ 600	\$ 600	0.0%	0.0%	
Transfers Out	\$ -	\$ -	\$ -	\$ 5,585	\$ 5,826	\$ -	\$ 5,826	\$ 2,971	100.0%	0.0%	
99000 - Transfer To Other Funds	\$ -	\$ -	\$ -	\$ -	\$ -	\$ -	\$ -	\$ -	N/A	N/A	
99001 - Transfer to Fund 001	\$ -	\$ -	\$ -	\$ 5,585	\$ 5,826	\$ -	\$ 5,826	\$ 2,971	100.0%	0.0%	
Capital	\$ -	\$ -	\$ -	\$ -	\$ 141	\$ -	\$ -	\$ 9,300	N/A	0.0%	
70000 - Computers	\$ -	\$ -	\$ -	\$ -	\$ -	\$ -	\$ -	\$ 2,500	N/A	0.0%	
70050 - Printers	\$ -	\$ -	\$ -	\$ -	\$ -	\$ -	\$ -	\$ 300	N/A	0.0%	
70080 - Office Furniture	\$ -	\$ -	\$ -	\$ -	\$ -	\$ -	\$ -	\$ 6,500	N/A	0.0%	
70100 - Copiers	\$ -	\$ -	\$ -	\$ -	\$ 141	\$ -	\$ -	\$ -	N/A	N/A	
Contingency and Other	\$ -	\$ -	\$ -	\$ -	\$ -	\$ -	\$ 62,442	\$ 69,534	0.0%	0.0%	
89000 - Addition to Fund Balance	\$ -	\$ -	\$ -	\$ -	\$ -	\$ -	\$ 62,442	\$ 69,534	0.0%	0.0%	
Grand Total	\$ 91,765	\$ (16,598)	\$ (6,263)	\$ (49,677)	\$ 85,643	\$ (68,877)					

Judiciary & Public Safety Revenue Expense Budget Report - By Account Detail
Through December 31, 2023 (8.3% YTD, 7.69% Payroll Expense through Pay Period Ending 12/23/2023)
***2019, 2020, 2021, 2022 Actual Full Fiscal Year**

Department / Fund / Account Classification	2019 Actual Amount*	2020 Actual Amount*	2021 Actual Amount*	2022 Actual Amount*	2023 Actual Amount	2024 Actual Amount	2023 Adopted Budget	2024 Adopted Budget	2023 YTD% Actual/Budget	2024 YTD% Actual/Budget	2019 - 2024 Trend
380 Sheriff	\$ (27,534,555)	\$ (13,831,323)	\$ (22,290,801)	\$ (19,265,447)	\$ (37,810,619)	\$ (1,843,117)					
001 General Fund	\$ (26,403,872)	\$ (13,704,400)	\$ (22,344,672)	\$ (21,112,983)	\$ (36,328,095)	\$ (1,829,027)					
Revenue	\$ 3,033,859	\$ 2,220,046	\$ 2,445,111	\$ 4,172,518	\$ 3,218,601	\$ 22,381	\$ 3,158,156	\$ 2,568,156	101.9%	0.9%	
Other	\$ 7,255	\$ 32,982	\$ 27,470	\$ 43,651	\$ 40,793	\$ 8,991	\$ 20,000	\$ 20,000	204.0%	45.0%	
38530 - Auction Sales	\$ 7,255	\$ 32,982	\$ 27,470	\$ 43,651	\$ 40,793	\$ 8,991	\$ 20,000	\$ 20,000	204.0%	45.0%	
Reimbursements	\$ 413,904	\$ 227,263	\$ 372,402	\$ 1,553,772	\$ 537,854	\$ -	\$ 1,324,656	\$ 734,656	40.6%	0.0%	
37060 - Prisoner Transfer Reimbursement	\$ -	\$ 2,892	\$ 5,745	\$ 4,698	\$ 4,920	\$ -	\$ 3,000	\$ 3,000	164.0%	0.0%	
37085 - Sheriff Salary Reimbursement	\$ -	\$ -	\$ -	\$ 34,649	\$ 106,656	\$ -	\$ 106,656	\$ 106,656	100.0%	0.0%	
37130 - Emergency Mgmt Reimbursement	\$ 133,519	\$ 114,169	\$ 104,814	\$ 108,675	\$ 98,832	\$ -	\$ 90,000	\$ -	109.8%	N/A	
37240 - Sheriff Training Reimbursement	\$ 23,723	\$ 27,988	\$ 33,641	\$ 76,801	\$ 49,455	\$ -	\$ 15,000	\$ 15,000	329.7%	0.0%	
37500 - Board and Care Reimbursements	\$ -	\$ -	\$ -	\$ 1,211,315	\$ 153,900	\$ -	\$ 1,000,000	\$ 500,000	15.4%	0.0%	
37625 - Overtime Reimbursement	\$ -	\$ -	\$ 21,457	\$ 40,414	\$ 11,978	\$ -	\$ 30,000	\$ 30,000	39.9%	0.0%	
37900 - Miscellaneous Reimbursement	\$ 256,662	\$ 82,214	\$ 206,746	\$ 77,220	\$ 112,114	\$ -	\$ 80,000	\$ 80,000	140.1%	0.0%	
Charges for Services	\$ 1,689,419	\$ 1,479,138	\$ 1,473,978	\$ 1,982,847	\$ 1,968,607	\$ 10,890	\$ 1,566,500	\$ 1,566,500	125.7%	0.7%	
34350 - Detail Fees	\$ 104,650	\$ 52,850	\$ 120,845	\$ 484,961	\$ 577,631	\$ 10,515	\$ 185,000	\$ 185,000	312.2%	5.7%	
34360 - Net Civil Processing Fees	\$ 110,051	\$ 69,702	\$ 125,213	\$ 262,761	\$ 209,345	\$ -	\$ 325,000	\$ 325,000	64.4%	0.0%	
34370 - Chancery Foreclosure Fees	\$ 454,800	\$ 112,200	\$ 89,400	\$ 120,600	\$ 175,800	\$ -	\$ 110,000	\$ 110,000	159.8%	0.0%	
34380 - Body Writ Fees	\$ 29,779	\$ 13,171	\$ 5,570	\$ 20,321	\$ 11,287	\$ -	\$ 18,000	\$ 18,000	62.7%	0.0%	
34390 - Accident Copy Fees	\$ 1,531	\$ 2,155	\$ 4,717	\$ 4,850	\$ 5,515	\$ -	\$ 4,000	\$ 4,000	137.9%	0.0%	
34400 - Weekend Prisoner Fees	\$ 28,390	\$ 11,847	\$ 10,253	\$ 5,415	\$ 4,340	\$ -	\$ 6,000	\$ 6,000	72.3%	0.0%	
34410 - Burglar Alarm Fees	\$ 3,900	\$ -	\$ -	\$ -	\$ -	\$ -	\$ -	\$ -	N/A	N/A	
34430 - Inmate Telephone Fees- AJF	\$ 362,491	\$ 376,640	\$ 284,481	\$ 324,856	\$ 222,612	\$ -	\$ 250,000	\$ 250,000	89.0%	0.0%	
34440 - Fingerprinting Fees	\$ 1,960	\$ 940	\$ 860	\$ 2,185	\$ 2,520	\$ -	\$ 2,500	\$ 2,500	100.8%	0.0%	
34450 - Bond Fees	\$ 98,900	\$ 52,900	\$ 48,200	\$ 81,600	\$ 86,005	\$ -	\$ 1,000	\$ 1,000	8600.5%	0.0%	
34470 - Court Security Fees	\$ 480,069	\$ 754,858	\$ 698,028	\$ 614,998	\$ 606,206	\$ -	\$ 600,000	\$ 600,000	101.0%	0.0%	
34490 - Electronic Monitoring Fees	\$ -	\$ 25,477	\$ 79,146	\$ 58,191	\$ 66,796	\$ -	\$ 60,000	\$ 60,000	111.3%	0.0%	
35900 - Miscellaneous Fees	\$ 12,898	\$ 6,398	\$ 7,265	\$ 2,111	\$ 550	\$ 375	\$ 5,000	\$ 5,000	11.0%	7.5%	
Fines	\$ 332,536	\$ 246,047	\$ 134,325	\$ 76,670	\$ 140,433	\$ -	\$ 105,000	\$ 105,000	133.7%	0.0%	
36060 - Traffic Violation Fines	\$ 184,982	\$ 209,749	\$ 131,621	\$ 75,767	\$ 69,342	\$ -	\$ 100,000	\$ 100,000	69.3%	0.0%	
36080 - Eviction Fines	\$ 147,554	\$ 36,298	\$ 2,704	\$ 903	\$ 71,091	\$ -	\$ 5,000	\$ 5,000	1421.8%	0.0%	
Grants	\$ 219,246	\$ 234,615	\$ 40,095	\$ 515,578	\$ 528,829	\$ 2,500	\$ 142,000	\$ 142,000	372.4%	1.8%	
32220 - State Alien Assistance Grant	\$ 198,751	\$ 202,448	\$ -	\$ 382,523	\$ 426,046	\$ -	\$ 100,000	\$ 100,000	426.0%	0.0%	
32650 - Justice Assistance Grant	\$ 20,495	\$ 6,342	\$ 17,835	\$ -	\$ 16,401	\$ -	\$ 20,000	\$ 20,000	82.0%	0.0%	
32719 - CLEPD Grant	\$ -	\$ -	\$ -	\$ 116,396	\$ 78,214	\$ -	\$ -	\$ -	N/A	N/A	
32880 - NACCHO PHAB Grant	\$ -	\$ -	\$ -	\$ -	\$ -	\$ 2,500	\$ -	\$ -	N/A	N/A	
33900 - Miscellaneous Grants	\$ -	\$ 25,825	\$ 22,260	\$ 16,658	\$ 8,168	\$ -	\$ 22,000	\$ 22,000	37.1%	0.0%	
Transfers In	\$ 371,499	\$ -	\$ 396,841	\$ -	\$ 2,085	\$ -	\$ -	\$ -	N/A	N/A	
39000 - Transfer From Other Funds	\$ 371,499	\$ -	\$ 396,841	\$ -	\$ -	\$ -	\$ -	\$ -	N/A	N/A	

Judiciary & Public Safety Revenue Expense Budget Report - By Account Detail
Through December 31, 2023 (8.3% YTD, 7.69% Payroll Expense through Pay Period Ending 12/23/2023)
***2019, 2020, 2021, 2022 Actual Full Fiscal Year**

Department / Fund / Account Classification	2019 Actual Amount*	2020 Actual Amount*	2021 Actual Amount*	2022 Actual Amount*	2023 Actual Amount	2024 Actual Amount	2023 Adopted Budget	2024 Adopted Budget	2023 YTD% Actual/Budget	2024 YTD% Actual/Budget	2019 - 2024 Trend
39305 - Transfer from Fund 305	\$ -	\$ -	\$ -	\$ -	\$ 2,085	\$ -	\$ -	\$ -	N/A	N/A	
Expenses	\$ 29,437,731	\$ 15,924,446	\$ 24,789,783	\$ 25,285,501	\$ 39,546,697	\$ 1,851,408	\$ 40,018,803	\$ 31,983,799	98.8%	5.8%	
Personnel Services- Salaries & Wages	\$ 21,241,949	\$ 8,878,785	\$ 16,583,038	\$ 16,302,651	\$ 27,935,061	\$ 1,738,780	\$ 27,480,309	\$ 25,759,261	101.7%	6.8%	
40000 - Salaries and Wages	\$ 19,440,940	\$ 21,527,004	\$ 21,989,608	\$ 24,449,848	\$ 25,649,867	\$ 1,637,143	\$ 25,559,733	\$ 24,369,836	100.4%	6.7%	
40002 - Non-Union Wage Increase	\$ -	\$ -	\$ -	\$ -	\$ -	\$ -	\$ 106,651	\$ 1	0.0%	0.0%	
40006 - Union Wage Increase	\$ -	\$ -	\$ -	\$ -	\$ -	\$ -	\$ -	\$ 579,344	N/A	0.0%	
40009 - Salaries and Wages Subsidy	\$ -	\$ (14,167,422)	\$ (6,664,336)	\$ (10,050,114)	\$ -	\$ -	\$ -	\$ -	N/A	N/A	
40200 - Overtime Salaries	\$ 1,472,713	\$ 1,767,866	\$ 1,534,530	\$ 1,320,520	\$ 1,855,514	\$ 86,655	\$ 1,293,065	\$ 1,289,220	143.5%	6.7%	
40209 - Overtime Subsidy	\$ -	\$ (585,197)	\$ (578,710)	\$ -	\$ -	\$ -	\$ -	\$ -	N/A	N/A	
40310 - Bond Call	\$ 3,685	\$ 11,464	\$ 9,288	\$ 7,716	\$ 6,425	\$ -	\$ 24,000	\$ 24,000	26.8%	0.0%	
40320 - Merit Employee Longevity	\$ 324,611	\$ 325,070	\$ 292,658	\$ 574,680	\$ 423,256	\$ 14,982	\$ 496,860	\$ 496,860	85.2%	3.0%	
40400 - Reduction in Budget Request - Salarie	\$ -	\$ -	\$ -	\$ -	\$ -	\$ -	\$ -	\$ (1,000,000)	N/A	0.0%	
Personnel Services- Employee Benefits	\$ 3,771,090	\$ 2,142,843	\$ 2,871,210	\$ 2,669,001	\$ 4,705,950	\$ -	\$ 5,360,856	\$ 379,100	87.8%	0.0%	
45000 - Healthcare Contribution	\$ 3,350,104	\$ 3,522,701	\$ 3,428,085	\$ 3,797,777	\$ 4,268,658	\$ -	\$ 4,854,553	\$ -	87.9%	N/A	
45009 - Healthcare Subsidy	\$ -	\$ (1,763,201)	\$ (946,855)	\$ (1,514,662)	\$ -	\$ -	\$ -	\$ -	N/A	N/A	
45010 - Dental Contribution	\$ 106,122	\$ 106,651	\$ 111,408	\$ 112,368	\$ 115,817	\$ -	\$ 127,203	\$ -	91.0%	N/A	
45019 - Dental Subsidy	\$ -	\$ (57,704)	\$ (30,158)	\$ (45,332)	\$ -	\$ -	\$ -	\$ -	N/A	N/A	
45100 - FICA/SS Contribution	\$ -	\$ -	\$ -	\$ -	\$ -	\$ -	\$ -	\$ -	N/A	N/A	
45400 - Uniform Allowance	\$ 314,863	\$ 334,396	\$ 308,729	\$ 318,850	\$ 321,475	\$ -	\$ 379,100	\$ 379,100	84.8%	0.0%	
Contractual Services	\$ 2,880,440	\$ 3,144,446	\$ 3,088,663	\$ 3,765,678	\$ 4,689,457	\$ 58,329	\$ 5,154,770	\$ 3,913,910	91.0%	1.5%	
50080 - Adult Prisoner Board and Care	\$ 1,680	\$ -	\$ 8,540	\$ 11,550	\$ -	\$ -	\$ -	\$ -	N/A	N/A	
50150 - Contractual/Consulting Services	\$ 19,967	\$ 198,939	\$ 80,768	\$ 201,127	\$ 170,231	\$ 29,235	\$ 113,920	\$ 113,920	149.4%	25.7%	
50210 - Medical/Dental/Hospital Services	\$ 2,406,742	\$ 2,496,034	\$ 2,456,459	\$ 2,967,699	\$ 3,735,559	\$ 1,473	\$ 4,515,000	\$ 3,315,000	82.7%	0.0%	
50235 - Public Health Services - Coronavirus	\$ -	\$ -	\$ -	\$ 77,534	\$ -	\$ -	\$ -	\$ -	N/A	N/A	
50290 - Investigations	\$ 9,651	\$ 14,732	\$ 46,401	\$ 12,915	\$ 9,276	\$ -	\$ -	\$ -	N/A	N/A	
50300 - Extradition Costs	\$ 15,461	\$ 400	\$ 98	\$ 25,522	\$ 64,376	\$ -	\$ 30,000	\$ 30,000	214.6%	0.0%	
50340 - Software Licensing Cost	\$ 13,518	\$ -	\$ 5,185	\$ -	\$ 1,299	\$ -	\$ -	\$ -	N/A	N/A	
50360 - Drug Testing and Lab Services	\$ -	\$ 65	\$ -	\$ -	\$ -	\$ -	\$ -	\$ -	N/A	N/A	
52000 - Disposal and Water Softener Srvs	\$ 22,499	\$ 22,514	\$ 25,352	\$ 24,544	\$ 23,511	\$ -	\$ 21,290	\$ 21,290	110.4%	0.0%	
52130 - Repairs and Maint- Computers	\$ 81	\$ 17	\$ -	\$ -	\$ -	\$ -	\$ -	\$ -	N/A	N/A	
52140 - Repairs and Maint- Copiers	\$ 9,938	\$ 9,054	\$ 13,102	\$ 9,492	\$ 16,917	\$ 595	\$ 11,000	\$ 11,000	153.8%	5.4%	
52150 - Repairs and Maint- Comm Equip	\$ 9,314	\$ 20,746	\$ 9,773	\$ 17,140	\$ 98,000	\$ -	\$ 33,200	\$ 23,700	295.2%	0.0%	
52160 - Repairs and Maint- Equipment	\$ 36,177	\$ 131,456	\$ 33,099	\$ 18,778	\$ 66,441	\$ 1,196	\$ 65,925	\$ 62,000	100.8%	1.9%	
52190 - Equipment Rental	\$ 2,540	\$ 2,619	\$ 2,318	\$ -	\$ -	\$ -	\$ -	\$ -	N/A	N/A	
52230 - Repairs and Maint- Vehicles	\$ 185,355	\$ 133,240	\$ 166,177	\$ 150,126	\$ 201,919	\$ 4,448	\$ 177,090	\$ 165,000	114.0%	2.7%	
53100 - Conferences and Meetings	\$ 6,865	\$ 2,963	\$ 6,376	\$ 237	\$ 244	\$ -	\$ 1,450	\$ 1,000	16.8%	0.0%	
53110 - Employee Training	\$ 134,989	\$ 78,076	\$ 200,080	\$ 217,322	\$ 288,696	\$ 19,124	\$ 165,785	\$ 160,000	174.1%	12.0%	

Judiciary & Public Safety Revenue Expense Budget Report - By Account Detail
Through December 31, 2023 (8.3% YTD, 7.69% Payroll Expense through Pay Period Ending 12/23/2023)
***2019, 2020, 2021, 2022 Actual Full Fiscal Year**

Department / Fund / Account Classification	2019 Actual Amount*	2020 Actual Amount*	2021 Actual Amount*	2022 Actual Amount*	2023 Actual Amount	2024 Actual Amount	2023 Adopted Budget	2024 Adopted Budget	2023 YTD% Actual/Budget	2024 YTD% Actual/Budget	2019 - 2024 Trend
53120 - Employee Mileage Expense	\$ 42	\$ -	\$ -	\$ -	\$ -	\$ -	\$ 1,000	\$ 1,000	0.0%	0.0%	
53130 - General Association Dues	\$ 2,104	\$ 2,501	\$ 2,712	\$ -	\$ 150	\$ -	\$ 450	\$ -	33.3%	N/A	
53150 - Pre-Employ Drug Testing and Labs	\$ 661	\$ 4,647	\$ 7,087	\$ 15,512	\$ 5,161	\$ -	\$ 5,000	\$ 5,000	103.2%	0.0%	
53160 - Pre-Employment Physicals	\$ 300	\$ 4,973	\$ 8,006	\$ 8,729	\$ 7,271	\$ 2,258	\$ 5,000	\$ 5,000	145.4%	45.2%	
55000 - Miscellaneous Contractual Exp	\$ 2,556	\$ 21,469	\$ 17,129	\$ 7,452	\$ 405	\$ -	\$ 8,660	\$ -	4.7%	N/A	
Commodities	\$ 1,395,253	\$ 1,629,330	\$ 1,836,068	\$ 1,832,253	\$ 2,210,402	\$ 54,298	\$ 2,017,042	\$ 1,931,528	109.6%	2.8%	
60000 - Office Supplies	\$ 16,767	\$ 18,228	\$ 15,269	\$ 8,292	\$ 13,742	\$ -	\$ 23,475	\$ 15,550	58.5%	0.0%	
60010 - Operating Supplies	\$ 246,223	\$ 411,667	\$ 321,392	\$ 233,497	\$ 351,239	\$ 5,287	\$ 211,289	\$ 175,590	166.2%	3.0%	
60020 - Computer Related Supplies	\$ -	\$ -	\$ 140	\$ 17,806	\$ -	\$ -	\$ 11,150	\$ -	0.0%	N/A	
60070 - Computer Hardware- Non Capital	\$ -	\$ 1,195	\$ -	\$ -	\$ -	\$ -	\$ -	\$ -	N/A	N/A	
60080 - Employee Recognition Supplies	\$ 1,430	\$ 171	\$ 306	\$ -	\$ -	\$ -	\$ 1,500	\$ 1,500	0.0%	0.0%	
60180 - S.W.A.T. Supplies	\$ 3,607	\$ 44,569	\$ 122,812	\$ 44,844	\$ 68,932	\$ -	\$ 50,000	\$ 50,000	137.9%	0.0%	
60190 - Bomb Squad Supplies	\$ 61	\$ 51,598	\$ 28,907	\$ 52,873	\$ 49,839	\$ -	\$ 50,000	\$ 50,000	99.7%	0.0%	
60210 - Uniform Supplies	\$ 39,634	\$ 58,424	\$ 78,851	\$ 82,312	\$ 88,746	\$ 1,708	\$ 87,910	\$ 70,000	101.0%	2.4%	
60220 - Weapons and Ammunition	\$ 59,082	\$ 62,441	\$ 119,650	\$ 68,156	\$ 93,870	\$ 8,875	\$ 70,000	\$ 70,000	134.1%	12.7%	
60230 - Food	\$ 712,301	\$ 668,576	\$ 738,624	\$ 677,382	\$ 1,016,285	\$ 28,124	\$ 1,067,188	\$ 1,067,188	95.2%	2.6%	
60240 - Clothing Supplies	\$ 27,717	\$ 22,743	\$ 27,229	\$ 25,083	\$ 24,951	\$ 1,172	\$ 25,000	\$ 25,000	99.8%	4.7%	
60250 - Medical Supplies and Drugs	\$ -	\$ 190	\$ -	\$ 445	\$ -	\$ -	\$ 1,200	\$ 1,200	0.0%	0.0%	
60265 - Public Health Commodities - Coronavi	\$ -	\$ -	\$ 5,610	\$ 54,572	\$ 3,049	\$ -	\$ -	\$ -	N/A	N/A	
60590 - Communication Equip - Non-Capital	\$ -	\$ -	\$ -	\$ -	\$ -	\$ -	\$ 12,830	\$ -	0.0%	N/A	
63040 - Fuel- Vehicles	\$ 283,512	\$ 284,403	\$ 372,126	\$ 560,649	\$ 496,799	\$ 9,133	\$ 400,000	\$ 400,000	124.2%	2.3%	
64000 - Telephone	\$ 4,918	\$ 5,124	\$ 5,151	\$ 6,341	\$ 2,951	\$ -	\$ 5,500	\$ 5,500	53.6%	0.0%	
Transfers Out	\$ -	\$ -	\$ 410,804	\$ 715,920	\$ 5,826	\$ -	\$ 5,826	\$ -	100.0%	N/A	
99000 - Transfer To Other Funds	\$ -	\$ -	\$ 250,000	\$ -	\$ -	\$ -	\$ -	\$ -	N/A	N/A	
99001 - Transfer to Fund 001	\$ -	\$ -	\$ -	\$ -	\$ 5,826	\$ -	\$ 5,826	\$ -	100.0%	N/A	
99128 - Transfer to Fund 128	\$ -	\$ -	\$ -	\$ 715,920	\$ -	\$ -	\$ -	\$ -	N/A	N/A	
99200 - Transfer to Fund 200	\$ -	\$ -	\$ -	\$ -	\$ -	\$ -	\$ -	\$ -	N/A	N/A	
99500 - Transfer to Fund 500	\$ -	\$ -	\$ 160,804	\$ -	\$ -	\$ -	\$ -	\$ -	N/A	N/A	
Capital	\$ 149,000	\$ 129,041	\$ -	\$ -	\$ -	\$ -	\$ -	\$ -	N/A	N/A	
70000 - Computers	\$ -	\$ -	\$ -	\$ -	\$ -	\$ -	\$ -	\$ -	N/A	N/A	
70040 - Mobile Data Units	\$ -	\$ -	\$ -	\$ -	\$ -	\$ -	\$ -	\$ -	N/A	N/A	
70050 - Printers	\$ -	\$ -	\$ -	\$ -	\$ -	\$ -	\$ -	\$ -	N/A	N/A	
70070 - Automotive Equipment	\$ -	\$ 19,000	\$ -	\$ -	\$ -	\$ -	\$ -	\$ -	N/A	N/A	
70090 - Office Equipment	\$ -	\$ -	\$ -	\$ -	\$ -	\$ -	\$ -	\$ -	N/A	N/A	
70120 - Special Purpose Equipment	\$ 149,000	\$ -	\$ -	\$ -	\$ -	\$ -	\$ -	\$ -	N/A	N/A	
72010 - Building Improvements	\$ -	\$ 110,041	\$ -	\$ -	\$ -	\$ -	\$ -	\$ -	N/A	N/A	
128 Sheriff's Vehicle & Equipment	\$ -	\$ -	\$ -	\$ 1,717,592	\$ (1,262,333)	\$ -	\$ -	\$ -	N/A	N/A	

Judiciary & Public Safety Revenue Expense Budget Report - By Account Detail
Through December 31, 2023 (8.3% YTD, 7.69% Payroll Expense through Pay Period Ending 12/23/2023)
***2019, 2020, 2021, 2022 Actual Full Fiscal Year**

Department / Fund / Account Classification	2019 Actual Amount*	2020 Actual Amount*	2021 Actual Amount*	2022 Actual Amount*	2023 Actual Amount	2024 Actual Amount	2023 Adopted Budget	2024 Adopted Budget	2023 YTD% Actual/Budget	2024 YTD% Actual/Budget	2019 - 2024 Trend
Revenue	\$ -	\$ -	\$ -	\$ 1,791,409	\$ 453,334	\$ -	\$ 648,222	\$ 648,222	69.9%	0.0%	
Interest Revenue	\$ -	\$ -	\$ -	\$ (30,017)	\$ 19,334	\$ -	\$ 4,000	\$ 73,137	483.3%	0.0%	
38000 - Investment Income	\$ -	\$ -	\$ -	\$ (30,017)	\$ 19,334	\$ -	\$ 4,000	\$ 73,137	483.3%	0.0%	
Other	\$ -	\$ -	\$ -	\$ -	\$ -	\$ -	\$ 210,222	\$ 141,085	0.0%	0.0%	
39900 - Fund Balance Utilization	\$ -	\$ -	\$ -	\$ -	\$ -	\$ -	\$ 210,222	\$ 141,085	0.0%	0.0%	
Transfers In	\$ -	\$ -	\$ -	\$ 1,821,426	\$ 434,000	\$ -	\$ 434,000	\$ 434,000	100.0%	0.0%	
39001 - Transfer from Fund 001	\$ -	\$ -	\$ -	\$ 1,215,920	\$ -	\$ -	\$ -	\$ -	N/A	N/A	
39125 - Transfer from Fund 125	\$ -	\$ -	\$ -	\$ 605,506	\$ 434,000	\$ -	\$ 434,000	\$ 434,000	0.0%	0.0%	
Expenses	\$ -	\$ -	\$ -	\$ 73,817	\$ 1,715,667	\$ -	\$ 648,222	\$ 648,222	264.7%	0.0%	
Contractual Services	\$ -	\$ -	\$ -	\$ -	\$ 184,195	\$ -	\$ 148,222	\$ 148,222	124.3%	0.0%	
52220 - Equipment Lease	\$ -	\$ -	\$ -	\$ -	\$ 184,195	\$ -	\$ 148,222	\$ 148,222	124.3%	0.0%	
Capital	\$ -	\$ -	\$ -	\$ 73,817	\$ 1,531,471	\$ -	\$ 500,000	\$ 500,000	306.3%	0.0%	
70070 - Automotive Equipment	\$ -	\$ -	\$ -	\$ 73,817	\$ 1,531,471	\$ -	\$ 500,000	\$ 500,000	306.3%	0.0%	
Contingency and Other	\$ -	\$ -	\$ -	\$ -	\$ -	\$ -	\$ -	\$ -	N/A	N/A	
89000 - Addition to Fund Balance	\$ -	\$ -	\$ -	\$ -	\$ -	\$ -	\$ -	\$ -	N/A	N/A	
247 EMA Volunteer Fund	\$ 8,465	\$ 107	\$ 2,567	\$ 10,063	\$ (777)	\$ -	\$ -	\$ -			
Revenue	\$ 11,890	\$ 2,782	\$ 3,446	\$ 15,323	\$ 357	\$ -	\$ 3,200	\$ -	11.2%	N/A	
Interest Revenue	\$ 470	\$ 322	\$ (13)	\$ (609)	\$ 357	\$ -	\$ -	\$ -	N/A	N/A	
38000 - Investment Income	\$ 470	\$ 322	\$ (13)	\$ (609)	\$ 357	\$ -	\$ -	\$ -	N/A	N/A	
Other	\$ 11,130	\$ 2,460	\$ 2,580	\$ 14,212	\$ -	\$ -	\$ 3,200	\$ -	0.0%	N/A	
38520 - General Donations	\$ 8,220	\$ 520	\$ 2,580	\$ 14,212	\$ -	\$ -	\$ 3,000	\$ -	0.0%	N/A	
38900 - Miscellaneous Other	\$ 2,910	\$ 1,940	\$ -	\$ -	\$ -	\$ -	\$ 200	\$ -	0.0%	N/A	
39900 - Fund Balance Utilization	\$ -	\$ -	\$ -	\$ -	\$ -	\$ -	\$ -	\$ -	N/A	N/A	
Charges for Services	\$ 290	\$ -	\$ -	\$ -	\$ -	\$ -	\$ -	\$ -	N/A	N/A	
34350 - Detail Fees	\$ 290	\$ -	\$ -	\$ -	\$ -	\$ -	\$ -	\$ -	N/A	N/A	
Transfers In	\$ -	\$ -	\$ 880	\$ 1,720	\$ -	\$ -	\$ -	\$ -	N/A	N/A	
39000 - Transfer From Other Funds	\$ -	\$ -	\$ 880	\$ 1,720	\$ -	\$ -	\$ -	\$ -	N/A	N/A	
Expenses	\$ 3,424	\$ 2,675	\$ 880	\$ 5,260	\$ 1,134	\$ -	\$ 3,200	\$ -	35.4%	N/A	
Contractual Services	\$ 861	\$ 968	\$ -	\$ 538	\$ 1,134	\$ -	\$ 2,200	\$ -	51.5%	N/A	
55000 - Miscellaneous Contractual Exp	\$ 861	\$ 968	\$ -	\$ 538	\$ 1,134	\$ -	\$ 2,200	\$ -	51.5%	N/A	
Commodities	\$ 2,563	\$ 1,707	\$ 880	\$ 4,722	\$ -	\$ -	\$ 600	\$ -	0.0%	N/A	
60010 - Operating Supplies	\$ 2,563	\$ 1,707	\$ 880	\$ 4,722	\$ -	\$ -	\$ 600	\$ -	0.0%	N/A	
Contingency and Other	\$ -	\$ -	\$ -	\$ -	\$ -	\$ -	\$ 400	\$ -	0.0%	N/A	
89000 - Addition to Fund Balance	\$ -	\$ -	\$ -	\$ -	\$ -	\$ -	\$ 400	\$ -	0.0%	N/A	

Judiciary & Public Safety Revenue Expense Budget Report - By Account Detail
Through December 31, 2023 (8.3% YTD, 7.69% Payroll Expense through Pay Period Ending 12/23/2023)
***2019, 2020, 2021, 2022 Actual Full Fiscal Year**

Department / Fund / Account Classification	2019 Actual Amount*	2020 Actual Amount*	2021 Actual Amount*	2022 Actual Amount*	2023 Actual Amount	2024 Actual Amount	2023 Adopted Budget	2024 Adopted Budget	2023 YTD% Actual/Budget	2024 YTD% Actual/Budget	2019 - 2024 Trend
248 KC Emergency Planning	\$ 5,072	\$ 682	\$ (3)	\$ (346)	\$ 280	\$ -					
Revenue	\$ 7,026	\$ 5,972	\$ (3)	\$ (346)	\$ 280	\$ -	\$ 4,000	\$ -	7.0%	N/A	
Interest Revenue	\$ 626	\$ 422	\$ (3)	\$ (346)	\$ 280	\$ -	\$ -	\$ -	N/A	N/A	
38000 - Investment Income	\$ 626	\$ 422	\$ (3)	\$ (346)	\$ 280	\$ -	\$ -	\$ -	N/A	N/A	
Other	\$ -	\$ -	\$ -	\$ -	\$ -	\$ -	\$ 4,000	\$ -	0.0%	N/A	
38520 - General Donations	\$ -	\$ -	\$ -	\$ -	\$ -	\$ -	\$ 4,000	\$ -	0.0%	N/A	
Reimbursements	\$ 6,400	\$ 5,550	\$ -	\$ -	\$ -	\$ -	\$ -	\$ -	N/A	N/A	
37900 - Miscellaneous Reimbursement	\$ 6,400	\$ 5,550	\$ -	\$ -	\$ -	\$ -	\$ -	\$ -	N/A	N/A	
Expenses	\$ 1,954	\$ 5,290	\$ -	\$ -	\$ -	\$ -	\$ 4,000	\$ -	0.0%	N/A	
Contractual Services	\$ 940	\$ 5,057	\$ -	\$ -	\$ -	\$ -	\$ 3,000	\$ -	0.0%	N/A	
53070 - Legal Printing	\$ -	\$ -	\$ -	\$ -	\$ -	\$ -	\$ -	\$ -	N/A	N/A	
55000 - Miscellaneous Contractual Exp	\$ 940	\$ 5,057	\$ -	\$ -	\$ -	\$ -	\$ 3,000	\$ -	0.0%	N/A	
Commodities	\$ 1,014	\$ 233	\$ -	\$ -	\$ -	\$ -	\$ 850	\$ -	0.0%	N/A	
60000 - Office Supplies	\$ 102	\$ -	\$ -	\$ -	\$ -	\$ -	\$ 50	\$ -	0.0%	N/A	
60010 - Operating Supplies	\$ 628	\$ -	\$ -	\$ -	\$ -	\$ -	\$ 475	\$ -	0.0%	N/A	
65000 - Miscellaneous Supplies	\$ 284	\$ 233	\$ -	\$ -	\$ -	\$ -	\$ 325	\$ -	0.0%	N/A	
Contingency and Other	\$ -	\$ -	\$ -	\$ -	\$ -	\$ -	\$ 150	\$ -	0.0%	N/A	
89000 - Addition to Fund Balance	\$ -	\$ -	\$ -	\$ -	\$ -	\$ -	\$ 150	\$ -	N/A	N/A	
249 Bomb Squad SWAT	\$ (13,872)	\$ (6,604)	\$ 6,316	\$ 8,426	\$ -	\$ -					
Revenue	\$ 8,875	\$ 2,765	\$ 28,246	\$ 31,591	\$ -	\$ -	\$ 5,000	\$ 5,000	0.0%	0.0%	
Other	\$ 8,875	\$ 2,765	\$ 25,746	\$ 31,591	\$ -	\$ -	\$ 5,000	\$ 5,000	0.0%	0.0%	
38520 - General Donations	\$ 8,875	\$ 2,765	\$ 25,746	\$ 31,591	\$ -	\$ -	\$ -	\$ -	N/A	N/A	
38900 - Miscellaneous Other	\$ -	\$ -	\$ -	\$ -	\$ -	\$ -	\$ 5,000	\$ 5,000	0.0%	0.0%	
Transfers In	\$ -	\$ -	\$ 2,500	\$ -	\$ -	\$ -	\$ -	\$ -	N/A	N/A	
39000 - Transfer From Other Funds	\$ -	\$ -	\$ 2,500	\$ -	\$ -	\$ -	\$ -	\$ -	N/A	N/A	
Expenses	\$ 22,747	\$ 9,369	\$ 21,930	\$ 23,165	\$ -	\$ -	\$ 5,000	\$ 5,000	0.0%	0.0%	
Contractual Services	\$ 7,295	\$ 3,294	\$ 1,758	\$ -	\$ -	\$ -	\$ 2,500	\$ 2,500	0.0%	0.0%	
50150 - Contractual/Consulting Services	\$ 7,295	\$ 1,313	\$ -	\$ -	\$ -	\$ -	\$ 2,500	\$ 2,500	0.0%	0.0%	
53100 - Conferences and Meetings	\$ -	\$ 61	\$ 1,758	\$ -	\$ -	\$ -	\$ -	\$ -	N/A	N/A	
53115 - Law Enforcement Training	\$ -	\$ 420	\$ -	\$ -	\$ -	\$ -	\$ -	\$ -	N/A	N/A	
55015 - General Donations	\$ -	\$ 1,500	\$ -	\$ -	\$ -	\$ -	\$ -	\$ -	N/A	N/A	
Commodities	\$ 15,452	\$ 6,076	\$ 20,172	\$ 23,165	\$ -	\$ -	\$ 2,500	\$ 2,500	0.0%	0.0%	
65000 - Miscellaneous Supplies	\$ 15,452	\$ 6,076	\$ 20,172	\$ 23,165	\$ -	\$ -	\$ 2,500	\$ 2,500	0.0%	0.0%	
Transfers Out	\$ -	\$ -	\$ -	\$ -	\$ -	\$ -	\$ -	\$ -	N/A	N/A	
99000 - Transfer To Other Funds	\$ -	\$ -	\$ -	\$ -	\$ -	\$ -	\$ -	\$ -	N/A	N/A	

Judiciary & Public Safety Revenue Expense Budget Report - By Account Detail
Through December 31, 2023 (8.3% YTD, 7.69% Payroll Expense through Pay Period Ending 12/23/2023)
***2019, 2020, 2021, 2022 Actual Full Fiscal Year**

Department / Fund / Account Classification	2019 Actual Amount*	2020 Actual Amount*	2021 Actual Amount*	2022 Actual Amount*	2023 Actual Amount	2024 Actual Amount	2023 Adopted Budget	2024 Adopted Budget	2023 YTD% Actual/Budget	2024 YTD% Actual/Budget	2019 - 2024 Trend
Contingency and Other	\$ -	\$ -	\$ -	\$ -	\$ -	\$ -	\$ -	\$ -	N/A	N/A	
89000 - Addition to Fund Balance	\$ -	\$ -	\$ -	\$ -	\$ -	\$ -	\$ -	\$ -	N/A	N/A	
251 Canteen Commission	\$ (172,604)	\$ (13,218)	\$ 76,288	\$ (153,308)	\$ -	\$ -	\$ -	\$ -			
Revenue	\$ 536,042	\$ 490,406	\$ 657,040	\$ 461,971	\$ -	\$ -	\$ 650,000	\$ 650,000	0.0%	0.0%	
Interest Revenue	\$ -	\$ 81	\$ 101	\$ 81	\$ -	\$ -	\$ -	\$ -	N/A	N/A	
38000 - Investment Income	\$ -	\$ 81	\$ 101	\$ 81	\$ -	\$ -	\$ -	\$ -	N/A	N/A	
Other	\$ 13,199	\$ 1,063	\$ 10,150	\$ 1,354	\$ -	\$ -	\$ -	\$ -	N/A	N/A	
38520 - General Donations	\$ 13,199	\$ 1,063	\$ 10,150	\$ 1,354	\$ -	\$ -	\$ -	\$ -	N/A	N/A	
39900 - Fund Balance Utilization	\$ -	\$ -	\$ -	\$ -	\$ -	\$ -	\$ -	\$ -	N/A	N/A	
Reimbursements	\$ 522,843	\$ 489,116	\$ 579,457	\$ 424,709	\$ -	\$ -	\$ 650,000	\$ 650,000	0.0%	0.0%	
37900 - Miscellaneous Reimbursement	\$ 522,843	\$ 489,116	\$ 579,457	\$ 424,709	\$ -	\$ -	\$ 650,000	\$ 650,000	0.0%	0.0%	
Charges for Services	\$ -	\$ 146	\$ 41,132	\$ 35,826	\$ -	\$ -	\$ -	\$ -	N/A	N/A	
34450 - Bond Fees	\$ -	\$ 146	\$ 41,132	\$ 35,826	\$ -	\$ -	\$ -	\$ -	N/A	N/A	
Transfers In	\$ -	\$ -	\$ 26,200	\$ -	\$ -	\$ -	\$ -	\$ -	N/A	N/A	
39000 - Transfer From Other Funds	\$ -	\$ -	\$ 26,200	\$ -	\$ -	\$ -	\$ -	\$ -	N/A	N/A	
Expenses	\$ 708,646	\$ 503,625	\$ 580,751	\$ 615,279	\$ -	\$ -	\$ 650,000	\$ 650,000	0.0%	0.0%	
Contractual Services	\$ 439,024	\$ 371,127	\$ 407,985	\$ 411,273	\$ -	\$ -	\$ 325,000	\$ 325,000	0.0%	0.0%	
50150 - Contractual/Consulting Services	\$ 384,045	\$ 314,824	\$ 359,474	\$ 374,951	\$ -	\$ -	\$ 325,000	\$ 325,000	0.0%	0.0%	
52110 - Repairs and Maint- Buildings	\$ 2,391	\$ -	\$ 1,424	\$ -	\$ -	\$ -	\$ -	\$ -	N/A	N/A	
56010 - Bond	\$ 37,850	\$ 46,137	\$ 40,334	\$ 22,443	\$ -	\$ -	\$ -	\$ -	N/A	N/A	
56020 - Bond Fee	\$ 1,750	\$ 1,070	\$ 798	\$ 1,400	\$ -	\$ -	\$ -	\$ -	N/A	N/A	
56030 - Transportation	\$ 9,960	\$ 6,201	\$ 3,003	\$ 9,532	\$ -	\$ -	\$ -	\$ -	N/A	N/A	
63050 - Cable TV	\$ 3,029	\$ 2,895	\$ 2,952	\$ 2,947	\$ -	\$ -	\$ -	\$ -	N/A	N/A	
Commodities	\$ 269,621	\$ 124,528	\$ 145,032	\$ 204,006	\$ -	\$ -	\$ 325,000	\$ 325,000	0.0%	0.0%	
60000 - Office Supplies	\$ 14,147	\$ 10,089	\$ 12,487	\$ 14,475	\$ -	\$ -	\$ -	\$ -	N/A	N/A	
60040 - Postage	\$ 3,036	\$ 2,335	\$ 3,791	\$ 7,659	\$ -	\$ -	\$ -	\$ -	N/A	N/A	
60050 - Books and Subscriptions	\$ 41,293	\$ 18,388	\$ 15,990	\$ 19,608	\$ -	\$ -	\$ -	\$ -	N/A	N/A	
60160 - Cleaning Supplies	\$ 1,763	\$ 2,223	\$ 4,214	\$ 750	\$ -	\$ -	\$ -	\$ -	N/A	N/A	
60230 - Food	\$ 56,095	\$ 48,197	\$ 40,013	\$ 49,194	\$ -	\$ -	\$ -	\$ -	N/A	N/A	
60240 - Clothing Supplies	\$ 46,088	\$ 8,895	\$ 4,900	\$ 3,390	\$ -	\$ -	\$ -	\$ -	N/A	N/A	
60570 - Office Furniture - Non-Capital	\$ -	\$ -	\$ 8,218	\$ 6,915	\$ -	\$ -	\$ -	\$ -	N/A	N/A	
60580 - Special Purpose Equip - Non-Capital	\$ -	\$ -	\$ 6,424	\$ 2,180	\$ -	\$ -	\$ -	\$ -	N/A	N/A	
65000 - Miscellaneous Supplies	\$ 107,199	\$ 34,402	\$ 48,995	\$ 99,837	\$ -	\$ -	\$ 325,000	\$ 325,000	0.0%	0.0%	
Capital	\$ -	\$ 7,969	\$ 27,735	\$ -	\$ -	\$ -	\$ -	\$ -	N/A	N/A	
70000 - Computers	\$ -	\$ 7,969	\$ -	\$ -	\$ -	\$ -	\$ -	\$ -	N/A	N/A	
70110 - Machinery and Equipment	\$ -	\$ -	\$ 14,735	\$ -	\$ -	\$ -	\$ -	\$ -	N/A	N/A	

Judiciary & Public Safety Revenue Expense Budget Report - By Account Detail
Through December 31, 2023 (8.3% YTD, 7.69% Payroll Expense through Pay Period Ending 12/23/2023)
***2019, 2020, 2021, 2022 Actual Full Fiscal Year**

Department / Fund / Account Classification	2019 Actual Amount*	2020 Actual Amount*	2021 Actual Amount*	2022 Actual Amount*	2023 Actual Amount	2024 Actual Amount	2023 Adopted Budget	2024 Adopted Budget	2023 YTD% Actual/Budget	2024 YTD% Actual/Budget	2019 - 2024 Trend
72010 - Building Improvements	\$ -	\$ -	\$ 13,000	\$ -	\$ -	\$ -	\$ -	\$ -	N/A	N/A	
Contingency and Other	\$ -	\$ -	\$ -	\$ -	\$ -	\$ -	\$ -	\$ -	N/A	N/A	
89000 - Addition to Fund Balance	\$ -	\$ -	\$ -	\$ -	\$ -	\$ -	\$ -	\$ -		N/A	
252 Sheriff DEF Federal - DOJ	\$ (6,935)	\$ (22,001)	\$ (14,733)	\$ (1,168)	\$ 3,599	\$ -	\$ -	\$ -			
Revenue	\$ 101,994	\$ 71,865	\$ 0	\$ (1,168)	\$ 31,594	\$ -	\$ 10,000	\$ 11,044	315.9%	0.0%	
Interest Revenue	\$ -	\$ -	\$ 0	\$ (766)	\$ 265	\$ -	\$ -	\$ 1,044	N/A	0.0%	
38000 - Investment Income	\$ -	\$ -	\$ 0	\$ (766)	\$ 265	\$ -	\$ -	\$ 1,044	N/A	0.0%	
Other	\$ -	\$ -	\$ -	\$ -	\$ -	\$ -	\$ 10,000	\$ 10,000	0.0%	0.0%	
38900 - Miscellaneous Other	\$ -	\$ -	\$ -	\$ -	\$ -	\$ -	\$ 10,000	\$ 10,000	0.0%	0.0%	
Fines	\$ 101,994	\$ 71,865	\$ -	\$ -	\$ -	\$ -	\$ -	\$ -	N/A	N/A	
36020 - Drug Fines	\$ 101,994	\$ 71,865	\$ -	\$ -	\$ -	\$ -	\$ -	\$ -	N/A	N/A	
Grants	\$ -	\$ -	\$ -	\$ (401)	\$ 31,329	\$ -	\$ -	\$ -	N/A	N/A	
32225 - Equitable Sharing Program-DOJ Feder	\$ -	\$ -	\$ -	\$ (401)	\$ 31,329	\$ -	\$ -	\$ -	N/A	N/A	
Transfers In	\$ -	\$ -	\$ -	\$ -	\$ -	\$ -	\$ -	\$ -	N/A	N/A	
39000 - Transfer From Other Funds	\$ -	\$ -	\$ -	\$ -	\$ -	\$ -	\$ -	\$ -		N/A	
Expenses	\$ 108,929	\$ 93,866	\$ 14,733	\$ -	\$ 27,994	\$ -	\$ 10,000	\$ 11,044	279.9%	0.0%	
Contractual Services	\$ 42,587	\$ 35,221	\$ -	\$ -	\$ 1,069	\$ -	\$ 10,000	\$ 10,000	10.7%	0.0%	
50150 - Contractual/Consulting Services	\$ 41,562	\$ 19,635	\$ -	\$ -	\$ 1,069	\$ -	\$ 10,000	\$ 10,000	10.7%	0.0%	
53110 - Employee Training	\$ 125	\$ 15,586	\$ -	\$ -	\$ -	\$ -	\$ -	\$ -	N/A	N/A	
53130 - General Association Dues	\$ 900	\$ -	\$ -	\$ -	\$ -	\$ -	\$ -	\$ -	N/A	N/A	
Commodities	\$ 43,773	\$ 58,646	\$ 1,832	\$ -	\$ 26,925	\$ -	\$ -	\$ -	N/A	N/A	
60580 - Special Purpose Equip - Non-Capital	\$ 23,708	\$ 35,786	\$ 1,832	\$ -	\$ 26,925	\$ -	\$ -	\$ -	N/A	N/A	
65000 - Miscellaneous Supplies	\$ 20,066	\$ 22,860	\$ -	\$ -	\$ -	\$ -	\$ -	\$ -	N/A	N/A	
Capital	\$ 22,569	\$ -	\$ -	\$ -	\$ -	\$ -	\$ -	\$ -	N/A	N/A	
70070 - Automotive Equipment	\$ 12,000	\$ -	\$ -	\$ -	\$ -	\$ -	\$ -	\$ -	N/A	N/A	
70120 - Special Purpose Equipment	\$ 10,569	\$ -	\$ -	\$ -	\$ -	\$ -	\$ -	\$ -	N/A	N/A	
Contingency and Other	\$ -	\$ -	\$ 12,902	\$ -	\$ -	\$ -	\$ -	\$ 1,044	N/A	0.0%	
88990 - Move to Agency Fund	\$ -	\$ -	\$ 12,902	\$ -	\$ -	\$ -	\$ -	\$ -	N/A	N/A	
89000 - Addition to Fund Balance	\$ -	\$ -	\$ -	\$ -	\$ -	\$ -	\$ -	\$ 1,044		0.0%	
253 County Sheriff DEF Local	\$ (53,511)	\$ (30,242)	\$ (64,448)	\$ 442,351	\$ -	\$ -	\$ -	\$ -			
Revenue	\$ 25,433	\$ 39,600	\$ 121,577	\$ 473,290	\$ -	\$ -	\$ 20,000	\$ 20,000	0.0%	0.0%	
Interest Revenue	\$ -	\$ -	\$ 11	\$ (6)	\$ -	\$ -	\$ -	\$ -	N/A	N/A	
38000 - Investment Income	\$ -	\$ -	\$ 11	\$ (6)	\$ -	\$ -	\$ -	\$ -	N/A	N/A	
Other	\$ 6,033	\$ 1,300	\$ 4,892	\$ 29,510	\$ -	\$ -	\$ 20,000	\$ 20,000	0.0%	0.0%	
38530 - Auction Sales	\$ 5,840	\$ 1,300	\$ 4,575	\$ 29,510	\$ -	\$ -	\$ -	\$ -	N/A	N/A	

Judiciary & Public Safety Revenue Expense Budget Report - By Account Detail
Through December 31, 2023 (8.3% YTD, 7.69% Payroll Expense through Pay Period Ending 12/23/2023)
***2019, 2020, 2021, 2022 Actual Full Fiscal Year**

Department / Fund / Account Classification	2019 Actual Amount*	2020 Actual Amount*	2021 Actual Amount*	2022 Actual Amount*	2023 Actual Amount	2024 Actual Amount	2023 Adopted Budget	2024 Adopted Budget	2023 YTD% Actual/Budget	2024 YTD% Actual/Budget	2019 - 2024 Trend
38900 - Miscellaneous Other	\$ 193	\$ -	\$ -	\$ -	\$ -	\$ -	\$ 20,000	\$ 20,000	0.0%	0.0%	
38990 - Move from Agency Fund	\$ -	\$ -	\$ 317	\$ -	\$ -	\$ -	\$ -	\$ -	N/A	N/A	
Fines	\$ 19,400	\$ 38,300	\$ 116,675	\$ 443,786	\$ -	\$ -	\$ -	\$ -	N/A	N/A	
36020 - Drug Fines	\$ 19,400	\$ 38,300	\$ 116,675	\$ 443,786	\$ -	\$ -	\$ -	\$ -	N/A	N/A	
Expenses	\$ 78,943	\$ 69,842	\$ 186,025	\$ 30,939	\$ -	\$ -	\$ 20,000	\$ 20,000	0.0%	0.0%	
Contractual Services	\$ 55,630	\$ 20,130	\$ 111,511	\$ 1,643	\$ -	\$ -	\$ 20,000	\$ 20,000	0.0%	0.0%	
50150 - Contractual/Consulting Services	\$ 54,545	\$ 18,154	\$ 107,837	\$ 432	\$ -	\$ -	\$ 20,000	\$ 20,000	0.0%	0.0%	
53100 - Conferences and Meetings	\$ -	\$ 279	\$ -	\$ -	\$ -	\$ -	\$ -	\$ -	N/A	N/A	
53110 - Employee Training	\$ 1,085	\$ 1,397	\$ 3,374	\$ 1,186	\$ -	\$ -	\$ -	\$ -	N/A	N/A	
53130 - General Association Dues	\$ -	\$ 300	\$ 300	\$ 25	\$ -	\$ -	\$ -	\$ -	N/A	N/A	
Commodities	\$ 23,313	\$ 49,712	\$ 54,072	\$ 29,296	\$ -	\$ -	\$ -	\$ -	N/A	N/A	
60050 - Books and Subscriptions	\$ -	\$ -	\$ 1,248	\$ 1,800	\$ -	\$ -	\$ -	\$ -	N/A	N/A	
60580 - Special Purpose Equip - Non-Capital	\$ -	\$ -	\$ 34,119	\$ 8,986	\$ -	\$ -	\$ -	\$ -	N/A	N/A	
65000 - Miscellaneous Supplies	\$ 23,313	\$ 49,712	\$ 18,705	\$ 18,510	\$ -	\$ -	\$ -	\$ -	N/A	N/A	
Transfers Out	\$ -	\$ -	\$ -	\$ -	\$ -	\$ -	\$ -	\$ -	N/A	N/A	
99000 - Transfer To Other Funds	\$ -	\$ -	\$ -	\$ -	\$ -	\$ -	\$ -	\$ -	N/A	N/A	
Contingency and Other	\$ -	\$ -	\$ 20,442	\$ -	\$ -	\$ -	\$ -	\$ -	N/A	N/A	
88990 - Move to Agency Fund	\$ -	\$ -	\$ 20,442	\$ -	\$ -	\$ -	\$ -	\$ -	N/A	N/A	
254 FATS	\$ (2,958)	\$ (5,303)	\$ 3,648	\$ 1,316	\$ -	\$ -	\$ -	\$ -	\$ -	\$ -	
Revenue	\$ 850	\$ 5,164	\$ 3,201	\$ 3,894	\$ -	\$ -	\$ 6,000	\$ 6,000	0.0%	0.0%	
Charges for Services	\$ 850	\$ 5,164	\$ 3,201	\$ 3,894	\$ -	\$ -	\$ 6,000	\$ 6,000	0.0%	0.0%	
35900 - Miscellaneous Fees	\$ 850	\$ 5,164	\$ 3,201	\$ 3,894	\$ -	\$ -	\$ 6,000	\$ 6,000	0.0%	0.0%	
Expenses	\$ 3,808	\$ 10,467	\$ (447)	\$ 2,577	\$ -	\$ -	\$ 6,000	\$ 6,000	0.0%	0.0%	
Contractual Services	\$ -	\$ -	\$ -	\$ -	\$ -	\$ -	\$ 6,000	\$ 6,000	0.0%	0.0%	
50150 - Contractual/Consulting Services	\$ -	\$ -	\$ -	\$ -	\$ -	\$ -	\$ 6,000	\$ 6,000	0.0%	0.0%	
Commodities	\$ 3,808	\$ 10,467	\$ (447)	\$ 2,577	\$ -	\$ -	\$ -	\$ -	N/A	N/A	
60160 - Cleaning Supplies	\$ 3,698	\$ -	\$ -	\$ -	\$ -	\$ -	\$ -	\$ -	N/A	N/A	
65000 - Miscellaneous Supplies	\$ 110	\$ 10,467	\$ (447)	\$ 2,577	\$ -	\$ -	\$ -	\$ -	N/A	N/A	
255 K-9 Unit	\$ 19,187	\$ 9,508	\$ 8,921	\$ 12,893	\$ -	\$ -	\$ -	\$ -	\$ -	\$ -	
Revenue	\$ 95,260	\$ 74,431	\$ 85,116	\$ 61,164	\$ -	\$ -	\$ 30,000	\$ 30,000	0.0%	0.0%	
Interest Revenue	\$ -	\$ -	\$ 7	\$ 2	\$ -	\$ -	\$ -	\$ -	N/A	N/A	
38000 - Investment Income	\$ -	\$ -	\$ 7	\$ 2	\$ -	\$ -	\$ -	\$ -	N/A	N/A	
Other	\$ 95,260	\$ 74,431	\$ 75,509	\$ 50,470	\$ -	\$ -	\$ 30,000	\$ 30,000	0.0%	0.0%	
38520 - General Donations	\$ 95,260	\$ 70,290	\$ 54,650	\$ 48,114	\$ -	\$ -	\$ 30,000	\$ 30,000	0.0%	0.0%	

Judiciary & Public Safety Revenue Expense Budget Report - By Account Detail
Through December 31, 2023 (8.3% YTD, 7.69% Payroll Expense through Pay Period Ending 12/23/2023)
***2019, 2020, 2021, 2022 Actual Full Fiscal Year**

Department / Fund / Account Classification	2019 Actual Amount*	2020 Actual Amount*	2021 Actual Amount*	2022 Actual Amount*	2023 Actual Amount	2024 Actual Amount	2023 Adopted Budget	2024 Adopted Budget	2023 YTD% Actual/Budget	2024 YTD% Actual/Budget	2019 - 2024 Trend
38900 - Miscellaneous Other	\$ -	\$ 4,141	\$ 20,859	\$ 2,356	\$ -	\$ -	\$ -	\$ -	N/A	N/A	
Charges for Services	\$ -	\$ -	\$ -	\$ 10,691	\$ -	\$ -	\$ -	\$ -	N/A	N/A	
35480 - K-9 Training	\$ -	\$ -	\$ -	\$ 10,691	\$ -	\$ -	\$ -	\$ -	N/A	N/A	
Transfers In	\$ -	\$ -	\$ 9,600	\$ -	\$ -	\$ -	\$ -	\$ -	N/A	N/A	
39000 - Transfer From Other Funds	\$ -	\$ -	\$ 9,600	\$ -	\$ -	\$ -	\$ -	\$ -	N/A	N/A	
Expenses	\$ 76,073	\$ 64,923	\$ 76,194	\$ 48,271	\$ -	\$ -	\$ 30,000	\$ 30,000	0.0%	0.0%	
Contractual Services	\$ 26,628	\$ 14,894	\$ 49,234	\$ 21,803	\$ -	\$ -	\$ 15,000	\$ 15,000	0.0%	0.0%	
50150 - Contractual/Consulting Services	\$ 15,611	\$ 13,894	\$ 47,734	\$ 19,511	\$ -	\$ -	\$ 15,000	\$ 15,000	0.0%	0.0%	
53100 - Conferences and Meetings	\$ 11,017	\$ -	\$ -	\$ 1,792	\$ -	\$ -	\$ -	\$ -	N/A	N/A	
55015 - General Donations	\$ -	\$ 1,000	\$ 1,500	\$ 500	\$ -	\$ -	\$ -	\$ -	N/A	N/A	
Commodities	\$ 12,282	\$ 44,660	\$ 26,961	\$ 26,468	\$ -	\$ -	\$ 15,000	\$ 15,000	0.0%	0.0%	
65000 - Miscellaneous Supplies	\$ 12,282	\$ 44,660	\$ 26,961	\$ 26,468	\$ -	\$ -	\$ 15,000	\$ 15,000	0.0%	0.0%	
Capital	\$ 37,163	\$ 5,369	\$ -	\$ -	\$ -	\$ -	\$ -	\$ -	N/A	N/A	
70070 - Automotive Equipment	\$ 37,163	\$ 5,369	\$ -	\$ -	\$ -	\$ -	\$ -	\$ -	N/A	N/A	
Contingency and Other	\$ -	\$ -	\$ -	\$ -	\$ -	\$ -	\$ -	\$ -	N/A	N/A	
88990 - Move to Agency Fund	\$ -	\$ -	\$ -	\$ -	\$ -	\$ -	\$ -	\$ -	N/A	N/A	
89000 - Addition to Fund Balance	\$ -	\$ -	\$ -	\$ -	\$ -	\$ -	\$ -	\$ -	N/A	N/A	
256 Vehicle Maintenance/Purchase	\$ (100,110)	\$ (3,884)	\$ 475	\$ 483	\$ 4,038	\$ -	\$ -	\$ -			
Revenue	\$ 21,704	\$ 5,200	\$ 3,146	\$ 1,464	\$ 4,038	\$ -	\$ 1,200	\$ 1,200	336.5%	0.0%	
Other	\$ 21,704	\$ 5,200	\$ 1,465	\$ 483	\$ -	\$ -	\$ 1,200	\$ 1,200	0.0%	0.0%	
38900 - Miscellaneous Other	\$ 21,704	\$ 5,200	\$ 1,465	\$ 483	\$ -	\$ -	\$ 1,200	\$ 1,200	0.0%	0.0%	
39900 - Fund Balance Utilization	\$ -	\$ -	\$ -	\$ -	\$ -	\$ -	\$ -	\$ -	N/A	N/A	
Transfers In	\$ -	\$ -	\$ 1,681	\$ 981	\$ 4,038	\$ -	\$ -	\$ -	N/A	N/A	
39000 - Transfer From Other Funds	\$ -	\$ -	\$ 1,681	\$ 981	\$ 4,038	\$ -	\$ -	\$ -	N/A	N/A	
Expenses	\$ 121,814	\$ 9,085	\$ 2,671	\$ 981	\$ -	\$ -	\$ 1,200	\$ 1,200	0.0%	0.0%	
Contractual Services	\$ 500	\$ -	\$ 1,210	\$ -	\$ -	\$ -	\$ -	\$ -	N/A	N/A	
50150 - Contractual/Consulting Services	\$ 500	\$ -	\$ 1,210	\$ -	\$ -	\$ -	\$ -	\$ -	N/A	N/A	
Commodities	\$ 43,354	\$ 7,516	\$ 1,461	\$ 981	\$ -	\$ -	\$ 1,200	\$ 1,200	0.0%	0.0%	
65000 - Miscellaneous Supplies	\$ 43,354	\$ 7,516	\$ 1,461	\$ 981	\$ -	\$ -	\$ 1,200	\$ 1,200	0.0%	0.0%	
Transfers Out	\$ 44,000	\$ -	\$ -	\$ -	\$ -	\$ -	\$ -	\$ -	N/A	N/A	
99000 - Transfer To Other Funds	\$ 44,000	\$ -	\$ -	\$ -	\$ -	\$ -	\$ -	\$ -	N/A	N/A	
Capital	\$ 33,960	\$ 1,568	\$ -	\$ -	\$ -	\$ -	\$ -	\$ -	N/A	N/A	
70070 - Automotive Equipment	\$ 33,960	\$ 1,568	\$ -	\$ -	\$ -	\$ -	\$ -	\$ -	N/A	N/A	
Contingency and Other	\$ -	\$ -	\$ -	\$ -	\$ -	\$ -	\$ -	\$ -	N/A	N/A	
89000 - Addition to Fund Balance	\$ -	\$ -	\$ -	\$ -	\$ -	\$ -	\$ -	\$ -	N/A	N/A	

Judiciary & Public Safety Revenue Expense Budget Report - By Account Detail
 Through December 31, 2023 (8.3% YTD, 7.69% Payroll Expense through Pay Period Ending 12/23/2023)
 *2019, 2020, 2021, 2022 Actual Full Fiscal Year

Department / Fund / Account Classification	2019 Actual Amount*	2020 Actual Amount*	2021 Actual Amount*	2022 Actual Amount*	2023 Actual Amount	2024 Actual Amount	2023 Adopted Budget	2024 Adopted Budget	2023 YTD% Actual/Budget	2024 YTD% Actual/Budget	2019 - 2024 Trend
257 Sheriff DUI Fund	\$ (15,192)	\$ (24,645)	\$ (2,271)	\$ (30,020)	\$ -	\$ -					
Revenue	\$ 69,492	\$ 50,756	\$ 63,959	\$ 32,704	\$ -	\$ -	\$ 32,000	\$ 32,000	0.0%	0.0%	
Other	\$ -	\$ -	\$ -	\$ -	\$ -	\$ -	\$ -	\$ -	N/A	N/A	
39900 - Fund Balance Utilization	\$ -	\$ -	\$ -	\$ -	\$ -	\$ -	\$ -	\$ -	N/A	N/A	
Reimbursements	\$ 2,400	\$ -	\$ 7,019	\$ -	\$ -	\$ -	\$ -	\$ -	N/A	N/A	
37900 - Miscellaneous Reimbursement	\$ 2,400	\$ -	\$ 7,019	\$ -	\$ -	\$ -	\$ -	\$ -	N/A	N/A	
Fines	\$ 67,092	\$ 49,505	\$ 48,540	\$ 32,704	\$ -	\$ -	\$ 32,000	\$ 32,000	0.0%	0.0%	
36050 - DUI Fines	\$ 67,092	\$ 49,505	\$ 48,540	\$ 32,704	\$ -	\$ -	\$ 32,000	\$ 32,000	0.0%	0.0%	
Grants	\$ -	\$ 1,252	\$ -	\$ -	\$ -	\$ -	\$ -	\$ -	N/A	N/A	
33900 - Miscellaneous Grants	\$ -	\$ 1,252	\$ -	\$ -	\$ -	\$ -	\$ -	\$ -	N/A	N/A	
Transfers In	\$ -	\$ -	\$ 8,400	\$ -	\$ -	\$ -	\$ -	\$ -	N/A	N/A	
39000 - Transfer From Other Funds	\$ -	\$ -	\$ 8,400	\$ -	\$ -	\$ -	\$ -	\$ -	N/A	N/A	
Expenses	\$ 84,684	\$ 75,401	\$ 66,231	\$ 62,724	\$ -	\$ -	\$ 32,000	\$ 32,000	0.0%	0.0%	
Contractual Services	\$ 30,100	\$ 38,520	\$ 17,878	\$ 7,648	\$ -	\$ -	\$ 22,000	\$ 22,000	0.0%	0.0%	
50150 - Contractual/Consulting Services	\$ 16,780	\$ 18,540	\$ 7,200	\$ 750	\$ -	\$ -	\$ 10,000	\$ 10,000	0.0%	0.0%	
53100 - Conferences and Meetings	\$ 58	\$ 1,197	\$ 2,196	\$ -	\$ -	\$ -	\$ -	\$ -	N/A	N/A	
53115 - Law Enforcement Training	\$ 12,882	\$ 18,032	\$ 8,482	\$ 6,898	\$ -	\$ -	\$ 12,000	\$ 12,000	0.0%	0.0%	
53130 - General Association Dues	\$ 380	\$ 750	\$ -	\$ -	\$ -	\$ -	\$ -	\$ -	N/A	N/A	
Commodities	\$ 4,422	\$ 20,039	\$ 48,352	\$ 27,081	\$ -	\$ -	\$ 10,000	\$ 10,000	0.0%	0.0%	
65000 - Miscellaneous Supplies	\$ 4,422	\$ 20,039	\$ 48,352	\$ 27,081	\$ -	\$ -	\$ 10,000	\$ 10,000	0.0%	0.0%	
Capital	\$ 50,162	\$ 16,842	\$ -	\$ 27,995	\$ -	\$ -	\$ -	\$ -	N/A	N/A	
70120 - Special Purpose Equipment	\$ 50,162	\$ 16,842	\$ -	\$ 27,995	\$ -	\$ -	\$ -	\$ -	N/A	N/A	
Contingency and Other	\$ -	\$ -	\$ -	\$ -	\$ -	\$ -	\$ -	\$ -	N/A	N/A	
89000 - Addition to Fund Balance	\$ -	\$ -	\$ -	\$ -	\$ -	\$ -	\$ -	\$ -	N/A	N/A	
258 Sheriffs Office Money Laundering	\$ 1,556	\$ (2,362)	\$ 7,118	\$ -	\$ 38,455	\$ -					
Revenue	\$ 117,761	\$ 3,484	\$ 14,638	\$ 125	\$ 38,455	\$ -	\$ 5,000	\$ 5,000	769.1%	0.0%	
Interest Revenue	\$ -	\$ -	\$ 0	\$ -	\$ -	\$ -	\$ -	\$ -	N/A	N/A	
38000 - Investment Income	\$ -	\$ -	\$ 0	\$ -	\$ -	\$ -	\$ -	\$ -	N/A	N/A	
Fines	\$ 117,261	\$ 3,484	\$ 7,118	\$ -	\$ -	\$ -	\$ 5,000	\$ 5,000	0.0%	0.0%	
36020 - Drug Fines	\$ 117,261	\$ 3,484	\$ 7,118	\$ -	\$ -	\$ -	\$ 5,000	\$ 5,000	0.0%	0.0%	
Grants	\$ 500	\$ -	\$ -	\$ -	\$ -	\$ -	\$ -	\$ -	N/A	N/A	
33900 - Miscellaneous Grants	\$ 500	\$ -	\$ -	\$ -	\$ -	\$ -	\$ -	\$ -	N/A	N/A	
Transfers In	\$ -	\$ -	\$ 7,520	\$ 125	\$ 38,455	\$ -	\$ -	\$ -	N/A	N/A	
39000 - Transfer From Other Funds	\$ -	\$ -	\$ 7,520	\$ 125	\$ 38,455	\$ -	\$ -	\$ -	N/A	N/A	

Judiciary & Public Safety Revenue Expense Budget Report - By Account Detail
 Through December 31, 2023 (8.3% YTD, 7.69% Payroll Expense through Pay Period Ending 12/23/2023)
 *2019, 2020, 2021, 2022 Actual Full Fiscal Year

Department / Fund / Account Classification	2019 Actual Amount*	2020 Actual Amount*	2021 Actual Amount*	2022 Actual Amount*	2023 Actual Amount	2024 Actual Amount	2023 Adopted Budget	2024 Adopted Budget	2023 YTD% Actual/Budget	2024 YTD% Actual/Budget	2019 - 2024 Trend
Expenses	\$ 116,205	\$ 5,846	\$ 7,520	\$ 125	\$ -	\$ -	\$ 5,000	\$ 5,000	0.0%	0.0%	
Contractual Services	\$ 35,083	\$ 855	\$ 3,068	\$ -	\$ -	\$ -	\$ 5,000	\$ 5,000	0.0%	0.0%	
50150 - Contractual/Consulting Services	\$ 35,083	\$ 855	\$ 3,068	\$ -	\$ -	\$ -	\$ 5,000	\$ 5,000	0.0%	0.0%	
Commodities	\$ 81,121	\$ 4,991	\$ 4,452	\$ 125	\$ -	\$ -	\$ -	\$ -	N/A	N/A	
60000 - Office Supplies	\$ 918	\$ -	\$ -	\$ -	\$ -	\$ -	\$ -	\$ -	N/A	N/A	
60010 - Operating Supplies	\$ 80,203	\$ 4,991	\$ 4,452	\$ 125	\$ -	\$ -	\$ -	\$ -	N/A	N/A	
Contingency and Other	\$ -	\$ -	\$ -	\$ -	\$ -	\$ -	\$ -	\$ -	N/A	N/A	
89000 - Addition to Fund Balance	\$ -	\$ -	\$ -	\$ -	\$ -	\$ -	\$ -	\$ -	N/A	N/A	
259 Transportation Safety Highway HB	\$ 468	\$ 309	\$ 34	\$ (51)	\$ 39	\$ -					
Revenue	\$ 468	\$ 309	\$ 34	\$ (51)	\$ 39	\$ -	\$ 20,000	\$ 20,000	0.2%	0.0%	
Interest Revenue	\$ 93	\$ 59	\$ (0)	\$ (51)	\$ 39	\$ -	\$ -	\$ -	N/A	N/A	
38000 - Investment Income	\$ 93	\$ 59	\$ (0)	\$ (51)	\$ 39	\$ -	\$ -	\$ -	N/A	N/A	
Fines	\$ 375	\$ 250	\$ 34	\$ -	\$ -	\$ -	\$ 20,000	\$ 20,000	0.0%	0.0%	
36065 - Speed Zone Fines	\$ 375	\$ 250	\$ 34	\$ -	\$ -	\$ -	\$ 20,000	\$ 20,000	0.0%	0.0%	
Expenses	\$ -	\$ -	\$ -	\$ -	\$ -	\$ -	\$ 20,000	\$ 20,000	0.0%	0.0%	
Personnel Services- Salaries & Wages	\$ -	\$ -	\$ -	\$ -	\$ -	\$ -	\$ -	\$ -	N/A	N/A	
40000 - Salaries and Wages	\$ -	\$ -	\$ -	\$ -	\$ -	\$ -	\$ -	\$ -	N/A	N/A	
Contingency and Other	\$ -	\$ -	\$ -	\$ -	\$ -	\$ -	\$ 20,000	\$ 20,000	0.0%	0.0%	
89000 - Addition to Fund Balance	\$ -	\$ -	\$ -	\$ -	\$ -	\$ -	\$ 20,000	\$ 20,000	0.0%	0.0%	
260 Court Security	\$ (774,866)	\$ -	\$ -	\$ -	\$ -	\$ -					
Revenue	\$ 1,784,087	\$ -	\$ -	\$ -	\$ -	\$ -	\$ -	\$ -	N/A	N/A	
Interest Revenue	\$ 16,596	\$ -	\$ -	\$ -	\$ -	\$ -	\$ -	\$ -	N/A	N/A	
38000 - Investment Income	\$ 16,596	\$ -	\$ -	\$ -	\$ -	\$ -	\$ -	\$ -	N/A	N/A	
Other	\$ -	\$ -	\$ -	\$ -	\$ -	\$ -	\$ -	\$ -	N/A	N/A	
39900 - Fund Balance Utilization	\$ -	\$ -	\$ -	\$ -	\$ -	\$ -	\$ -	\$ -	N/A	N/A	
Charges for Services	\$ 1,200,140	\$ -	\$ -	\$ -	\$ -	\$ -	\$ -	\$ -	N/A	N/A	
34470 - Court Security Fees	\$ 1,200,140	\$ -	\$ -	\$ -	\$ -	\$ -	\$ -	\$ -	N/A	N/A	
Transfers In	\$ 567,351	\$ -	\$ -	\$ -	\$ -	\$ -	\$ -	\$ -	N/A	N/A	
39000 - Transfer From Other Funds	\$ 567,351	\$ -	\$ -	\$ -	\$ -	\$ -	\$ -	\$ -	N/A	N/A	
Expenses	\$ 2,558,952	\$ -	\$ -	\$ -	\$ -	\$ -	\$ -	\$ -	N/A	N/A	
Personnel Services- Salaries & Wages	\$ 943,642	\$ -	\$ -	\$ -	\$ -	\$ -	\$ -	\$ -	N/A	N/A	
40000 - Salaries and Wages	\$ 884,516	\$ -	\$ -	\$ -	\$ -	\$ -	\$ -	\$ -	N/A	N/A	
40200 - Overtime Salaries	\$ 52,347	\$ -	\$ -	\$ -	\$ -	\$ -	\$ -	\$ -	N/A	N/A	
40310 - Bond Call	\$ 6,779	\$ -	\$ -	\$ -	\$ -	\$ -	\$ -	\$ -	N/A	N/A	

Judiciary & Public Safety Revenue Expense Budget Report - By Account Detail
Through December 31, 2023 (8.3% YTD, 7.69% Payroll Expense through Pay Period Ending 12/23/2023)
***2019, 2020, 2021, 2022 Actual Full Fiscal Year**

Department / Fund / Account Classification	2019 Actual Amount*	2020 Actual Amount*	2021 Actual Amount*	2022 Actual Amount*	2023 Actual Amount	2024 Actual Amount	2023 Adopted Budget	2024 Adopted Budget	2023 YTD% Actual/Budget	2024 YTD% Actual/Budget	2019 - 2024 Trend
Personnel Services- Employee Benefits	\$ 318,498	\$ -	\$ -	\$ -	\$ -	\$ -	\$ -	\$ -	N/A	N/A	
45000 - Healthcare Contribution	\$ 146,590	\$ -	\$ -	\$ -	\$ -	\$ -	\$ -	\$ -	N/A	N/A	
45010 - Dental Contribution	\$ 6,206	\$ -	\$ -	\$ -	\$ -	\$ -	\$ -	\$ -	N/A	N/A	
45100 - FICA/SS Contribution	\$ 71,242	\$ -	\$ -	\$ -	\$ -	\$ -	\$ -	\$ -	N/A	N/A	
45200 - IMRF Contribution	\$ 66,517	\$ -	\$ -	\$ -	\$ -	\$ -	\$ -	\$ -	N/A	N/A	
45400 - Uniform Allowance	\$ 27,944	\$ -	\$ -	\$ -	\$ -	\$ -	\$ -	\$ -	N/A	N/A	
Contractual Services	\$ 115,809	\$ -	\$ -	\$ -	\$ -	\$ -	\$ -	\$ -	N/A	N/A	
50150 - Contractual/Consulting Services	\$ 10,197	\$ -	\$ -	\$ -	\$ -	\$ -	\$ -	\$ -	N/A	N/A	
52150 - Repairs and Maint- Comm Equip	\$ 7,925	\$ -	\$ -	\$ -	\$ -	\$ -	\$ -	\$ -	N/A	N/A	
52160 - Repairs and Maint- Equipment	\$ 11,884	\$ -	\$ -	\$ -	\$ -	\$ -	\$ -	\$ -	N/A	N/A	
53000 - Liability Insurance	\$ 34,388	\$ -	\$ -	\$ -	\$ -	\$ -	\$ -	\$ -	N/A	N/A	
53010 - Workers Compensation	\$ 45,973	\$ -	\$ -	\$ -	\$ -	\$ -	\$ -	\$ -	N/A	N/A	
53020 - Unemployment Claims	\$ 2,023	\$ -	\$ -	\$ -	\$ -	\$ -	\$ -	\$ -	N/A	N/A	
53100 - Conferences and Meetings	\$ -	\$ -	\$ -	\$ -	\$ -	\$ -	\$ -	\$ -	N/A	N/A	
53110 - Employee Training	\$ 3,162	\$ -	\$ -	\$ -	\$ -	\$ -	\$ -	\$ -	N/A	N/A	
53120 - Employee Mileage Expense	\$ 58	\$ -	\$ -	\$ -	\$ -	\$ -	\$ -	\$ -	N/A	N/A	
53150 - Pre-Employ Drug Testing and Labs	\$ -	\$ -	\$ -	\$ -	\$ -	\$ -	\$ -	\$ -	N/A	N/A	
53160 - Pre-Employment Physicals	\$ 200	\$ -	\$ -	\$ -	\$ -	\$ -	\$ -	\$ -	N/A	N/A	
Commodities	\$ 8,598	\$ -	\$ -	\$ -	\$ -	\$ -	\$ -	\$ -	N/A	N/A	
60000 - Office Supplies	\$ 856	\$ -	\$ -	\$ -	\$ -	\$ -	\$ -	\$ -	N/A	N/A	
60010 - Operating Supplies	\$ 1,125	\$ -	\$ -	\$ -	\$ -	\$ -	\$ -	\$ -	N/A	N/A	
60080 - Employee Recognition Supplies	\$ 250	\$ -	\$ -	\$ -	\$ -	\$ -	\$ -	\$ -	N/A	N/A	
60220 - Weapons and Ammunition	\$ 6,272	\$ -	\$ -	\$ -	\$ -	\$ -	\$ -	\$ -	N/A	N/A	
60250 - Medical Supplies and Drugs	\$ 95	\$ -	\$ -	\$ -	\$ -	\$ -	\$ -	\$ -	N/A	N/A	
64000 - Telephone	\$ -	\$ -	\$ -	\$ -	\$ -	\$ -	\$ -	\$ -	N/A	N/A	
Transfers Out	\$ 1,172,405	\$ -	\$ -	\$ -	\$ -	\$ -	\$ -	\$ -	N/A	N/A	
99000 - Transfer To Other Funds	\$ 1,172,405	\$ -	\$ -	\$ -	\$ -	\$ -	\$ -	\$ -	N/A	N/A	
99200 - Transfer to Fund 200	\$ -	\$ -	\$ -	\$ -	\$ -	\$ -	\$ -	\$ -	N/A	N/A	
262 AJF Medical Cost	\$ 259	\$ (11,389)	\$ 26,811	\$ 7,487	\$ 27,938	\$ -	\$ -	\$ -			
Revenue	\$ 25,566	\$ 19,346	\$ 26,811	\$ 32,527	\$ 27,938	\$ -	\$ 25,040	\$ 25,040	111.6%	0.0%	
Interest Revenue	\$ 691	\$ 368	\$ (76)	\$ (530)	\$ 406	\$ -	\$ 40	\$ 40	1014.6%	0.0%	
38000 - Investment Income	\$ 691	\$ 368	\$ (76)	\$ (530)	\$ 406	\$ -	\$ 40	\$ 40	1014.6%	0.0%	
Charges for Services	\$ 24,875	\$ 18,977	\$ 26,888	\$ 30,257	\$ 27,532	\$ -	\$ 25,000	\$ 25,000	110.1%	0.0%	
34460 - Arrestee Medical Cost Fees	\$ 24,875	\$ 18,977	\$ 26,888	\$ 30,257	\$ 27,532	\$ -	\$ 25,000	\$ 25,000	110.1%	0.0%	
Transfers In	\$ -	\$ -	\$ -	\$ 2,800	\$ -	\$ -	\$ -	\$ -	N/A	N/A	
39000 - Transfer From Other Funds	\$ -	\$ -	\$ -	\$ 2,800	\$ -	\$ -	\$ -	\$ -	N/A	N/A	

Judiciary & Public Safety Revenue Expense Budget Report - By Account Detail
Through December 31, 2023 (8.3% YTD, 7.69% Payroll Expense through Pay Period Ending 12/23/2023)
***2019, 2020, 2021, 2022 Actual Full Fiscal Year**

Department / Fund / Account Classification	2019 Actual Amount*	2020 Actual Amount*	2021 Actual Amount*	2022 Actual Amount*	2023 Actual Amount	2024 Actual Amount	2023 Adopted Budget	2024 Adopted Budget	2023 YTD% Actual/Budget	2024 YTD% Actual/Budget	2019 - 2024 Trend
Expenses	\$ 25,307	\$ 30,735	\$ -	\$ 25,040	\$ -	\$ -	\$ 25,040	\$ 25,040	0.0%	0.0%	
Contractual Services	\$ 25,307	\$ 30,735	\$ -	\$ 25,040	\$ -	\$ -	\$ 25,040	\$ 25,040	0.0%	0.0%	
50210 - Medical/Dental/Hospital Services	\$ 25,307	\$ 30,735	\$ -	\$ 25,040	\$ -	\$ -	\$ 25,040	\$ 25,040	0.0%	0.0%	
Contingency and Other	\$ -	\$ -	\$ -	\$ -	\$ -	\$ -	\$ -	\$ -	N/A	N/A	
89000 - Addition to Fund Balance	\$ -	\$ -	\$ -	\$ -	\$ -	\$ -	\$ -	\$ -		N/A	
263 Sheriff Civil Operations	\$ (25,643)	\$ (43,228)	\$ 28,225	\$ 69,195	\$ -	\$ -	\$ -	\$ -			
Revenue	\$ 152,473	\$ 307,541	\$ 108,914	\$ 141,603	\$ -	\$ -	\$ 20,000	\$ 20,000	0.0%	0.0%	
Other	\$ 26,633	\$ 28,457	\$ 27,035	\$ 30,691	\$ -	\$ -	\$ 20,000	\$ 20,000	0.0%	0.0%	
38520 - General Donations	\$ 5,525	\$ -	\$ 4,087	\$ 7,863	\$ -	\$ -	\$ -	\$ -	N/A	N/A	
38530 - Auction Sales	\$ 7,460	\$ -	\$ -	\$ -	\$ -	\$ -	\$ -	\$ -	N/A	N/A	
38900 - Miscellaneous Other	\$ 13,649	\$ 28,457	\$ 22,948	\$ 22,829	\$ -	\$ -	\$ 20,000	\$ 20,000	0.0%	0.0%	
Charges for Services	\$ 81,839	\$ 73,284	\$ 79,044	\$ 86,708	\$ -	\$ -	\$ -	\$ -	N/A	N/A	
34360 - Net Civil Processing Fees	\$ -	\$ -	\$ 14,808	\$ 64,845	\$ -	\$ -	\$ -	\$ -	N/A	N/A	
34365 - Failure to Appear Fee	\$ 73,727	\$ 65,831	\$ 61,254	\$ 20,271	\$ -	\$ -	\$ -	\$ -	N/A	N/A	
35210 - Electronic Citation Fee	\$ 8,113	\$ 7,453	\$ 2,983	\$ 1,592	\$ -	\$ -	\$ -	\$ -	N/A	N/A	
Fines	\$ -	\$ -	\$ (1,465)	\$ 24,203	\$ -	\$ -	\$ -	\$ -	N/A	N/A	
36020 - Drug Fines	\$ -	\$ -	\$ (1,465)	\$ 24,203	\$ -	\$ -	\$ -	\$ -	N/A	N/A	
Transfers In	\$ 44,000	\$ -	\$ 4,300	\$ -	\$ -	\$ -	\$ -	\$ -	N/A	N/A	
39000 - Transfer From Other Funds	\$ 44,000	\$ -	\$ 4,300	\$ -	\$ -	\$ -	\$ -	\$ -	N/A	N/A	
Proceeds from Sale of Property	\$ -	\$ 205,800	\$ -	\$ -	\$ -	\$ -	\$ -	\$ -	N/A	N/A	
38700 - Proceeds from Sale of Property	\$ -	\$ (205,800)	\$ -	\$ -	\$ -	\$ -	\$ -	\$ -		N/A	
Expenses	\$ 178,116	\$ 350,768	\$ 80,689	\$ 72,408	\$ -	\$ -	\$ 20,000	\$ 20,000	0.0%	0.0%	
Contractual Services	\$ 76,058	\$ 50,725	\$ 29,096	\$ 58,259	\$ -	\$ -	\$ 20,000	\$ 20,000	0.0%	0.0%	
53100 - Conferences and Meetings	\$ 1,346	\$ 2,044	\$ (3,652)	\$ 1,301	\$ -	\$ -	\$ -	\$ -	N/A	N/A	
53115 - Law Enforcement Training	\$ 41,220	\$ 17,533	\$ 12,408	\$ 4,864	\$ -	\$ -	\$ -	\$ -	N/A	N/A	
53120 - Employee Mileage Expense	\$ -	\$ -	\$ 81	\$ -	\$ -	\$ -	\$ -	\$ -	N/A	N/A	
53130 - General Association Dues	\$ 940	\$ 3,038	\$ 245	\$ 11,561	\$ -	\$ -	\$ -	\$ -	N/A	N/A	
55000 - Miscellaneous Contractual Exp	\$ 14,300	\$ 18,585	\$ 10,320	\$ 33,897	\$ -	\$ -	\$ 20,000	\$ 20,000	0.0%	0.0%	
55015 - General Donations	\$ 18,253	\$ 9,526	\$ 9,694	\$ 6,635	\$ -	\$ -	\$ -	\$ -	N/A	N/A	
Commodities	\$ 102,058	\$ 300,043	\$ 51,593	\$ 14,140	\$ -	\$ -	\$ -	\$ -	N/A	N/A	
60010 - Operating Supplies	\$ 69,982	\$ 241,323	\$ 3,909	\$ 3,586	\$ -	\$ -	\$ -	\$ -	N/A	N/A	
60050 - Books and Subscriptions	\$ -	\$ 113	\$ 2,568	\$ -	\$ -	\$ -	\$ -	\$ -	N/A	N/A	
60070 - Computer Hardware- Non Capital	\$ -	\$ -	\$ 169	\$ -	\$ -	\$ -	\$ -	\$ -	N/A	N/A	
60080 - Employee Recognition Supplies	\$ 651	\$ 327	\$ 1,000	\$ 98	\$ -	\$ -	\$ -	\$ -	N/A	N/A	
60210 - Uniform Supplies	\$ 31,424	\$ 3,850	\$ 1,557	\$ -	\$ -	\$ -	\$ -	\$ -	N/A	N/A	
65000 - Miscellaneous Supplies	\$ -	\$ 54,431	\$ 42,391	\$ 10,455	\$ -	\$ -	\$ -	\$ -	N/A	N/A	

Judiciary & Public Safety Revenue Expense Budget Report - By Account Detail
 Through December 31, 2023 (8.3% YTD, 7.69% Payroll Expense through Pay Period Ending 12/23/2023)
 *2019, 2020, 2021, 2022 Actual Full Fiscal Year

Department / Fund / Account Classification	2019 Actual Amount*	2020 Actual Amount*	2021 Actual Amount*	2022 Actual Amount*	2023 Actual Amount	2024 Actual Amount	2023 Adopted Budget	2024 Adopted Budget	2023 YTD% Actual/Budget	2024 YTD% Actual/Budget	2019 - 2024 Trend
Transfers Out	\$ -	\$ -	\$ -	\$ -	\$ -	\$ -	\$ -	\$ -	N/A	N/A	
99000 - Transfer To Other Funds	\$ -	\$ -	\$ -	\$ -	\$ -	\$ -	\$ -	\$ -	N/A	N/A	
Contingency and Other	\$ -	\$ -	\$ -	\$ 9	\$ -	\$ -	\$ -	\$ -	N/A	N/A	
88990 - Move to Agency Fund	\$ -	\$ -	\$ -	\$ 9	\$ -	\$ -	\$ -	\$ -	N/A	N/A	
89000 - Addition to Fund Balance	\$ -	\$ -	\$ -	\$ -	\$ -	\$ -	\$ -	\$ -	N/A	N/A	
264 Cannabis Regulation - Local	\$ -	\$ 25,349	\$ 9,654	\$ 18,738	\$ (30,981)	\$ -	\$ -	\$ -	N/A	N/A	
Revenue	\$ -	\$ 35,087	\$ 83,523	\$ 98,261	\$ 92,103	\$ -	\$ 90,090	\$ 90,090	102.2%	0.0%	
Interest Revenue	\$ -	\$ 142	\$ (33)	\$ (786)	\$ 401	\$ -	\$ 90	\$ 90	445.3%	0.0%	
38000 - Investment Income	\$ -	\$ 142	\$ (33)	\$ (786)	\$ 401	\$ -	\$ 90	\$ 90	445.3%	0.0%	
Other	\$ -	\$ -	\$ -	\$ -	\$ -	\$ -	\$ -	\$ -	N/A	N/A	
39900 - Fund Balance Utilization	\$ -	\$ -	\$ -	\$ -	\$ -	\$ -	\$ -	\$ -	N/A	N/A	
Other Taxes	\$ -	\$ 34,945	\$ 83,556	\$ 99,047	\$ 91,702	\$ -	\$ 90,000	\$ 90,000	101.9%	0.0%	
30185 - Cannabis Regulation Tax	\$ -	\$ 34,945	\$ 83,556	\$ 99,047	\$ 91,702	\$ -	\$ 90,000	\$ 90,000	101.9%	0.0%	
Expenses	\$ -	\$ 9,738	\$ 73,869	\$ 79,523	\$ 123,084	\$ -	\$ 90,090	\$ 90,090	136.6%	0.0%	
Contractual Services	\$ -	\$ 7,688	\$ 28,340	\$ 23,811	\$ 49,584	\$ -	\$ 45,000	\$ 45,000	110.2%	0.0%	
50150 - Contractual/Consulting Services	\$ -	\$ 7,688	\$ 28,340	\$ 23,811	\$ 49,584	\$ -	\$ 45,000	\$ 45,000	110.2%	0.0%	
Commodities	\$ -	\$ 2,050	\$ 4,644	\$ 55,712	\$ 73,500	\$ -	\$ 45,090	\$ 45,090	163.0%	0.0%	
60010 - Operating Supplies	\$ -	\$ 2,050	\$ 4,644	\$ 55,712	\$ 73,500	\$ -	\$ 45,090	\$ 45,090	163.0%	0.0%	
Capital	\$ -	\$ -	\$ 40,885	\$ -	\$ -	\$ -	\$ -	\$ -	N/A	N/A	
70070 - Automotive Equipment	\$ -	\$ -	\$ 40,885	\$ -	\$ -	\$ -	\$ -	\$ -	N/A	N/A	
265 Sheriff DEF Federal - Treasury	\$ -	\$ -	\$ 11,003	\$ (554)	\$ 36,856	\$ -	\$ -	\$ -	N/A	N/A	
Revenue	\$ -	\$ -	\$ 149,749	\$ 256,680	\$ 126,707	\$ -	\$ 50,000	\$ 50,000	253.4%	0.0%	
Interest Revenue	\$ -	\$ -	\$ 4	\$ (611)	\$ 205	\$ -	\$ -	\$ -	N/A	N/A	
38000 - Investment Income	\$ -	\$ -	\$ 4	\$ (611)	\$ 205	\$ -	\$ -	\$ -	N/A	N/A	
Other	\$ -	\$ -	\$ 12,902	\$ 57	\$ -	\$ -	\$ -	\$ -	N/A	N/A	
38900 - Miscellaneous Other	\$ -	\$ -	\$ -	\$ 57	\$ -	\$ -	\$ -	\$ -	N/A	N/A	
38990 - Move from Agency Fund	\$ -	\$ -	\$ 12,902	\$ -	\$ -	\$ -	\$ -	\$ -	N/A	N/A	
39900 - Fund Balance Utilization	\$ -	\$ -	\$ -	\$ -	\$ -	\$ -	\$ -	\$ -	N/A	N/A	
Grants	\$ -	\$ -	\$ 136,843	\$ 257,234	\$ 126,502	\$ -	\$ 50,000	\$ 50,000	253.0%	0.0%	
32226 - Equitable Sharing Program-DEF Federal	\$ -	\$ -	\$ 136,843	\$ 257,234	\$ 126,502	\$ -	\$ 50,000	\$ 50,000	253.0%	0.0%	
Expenses	\$ -	\$ -	\$ 138,746	\$ 257,234	\$ 89,851	\$ -	\$ 50,000	\$ 50,000	179.7%	0.0%	
Contractual Services	\$ -	\$ -	\$ 46,450	\$ -	\$ -	\$ -	\$ -	\$ -	N/A	N/A	
50150 - Contractual/Consulting Services	\$ -	\$ -	\$ 40,325	\$ -	\$ -	\$ -	\$ -	\$ -	N/A	N/A	
53110 - Employee Training	\$ -	\$ -	\$ 6,126	\$ -	\$ -	\$ -	\$ -	\$ -	N/A	N/A	

Judiciary & Public Safety Revenue Expense Budget Report - By Account Detail
 Through December 31, 2023 (8.3% YTD, 7.69% Payroll Expense through Pay Period Ending 12/23/2023)
 *2019, 2020, 2021, 2022 Actual Full Fiscal Year

Department / Fund / Account Classification	2019 Actual Amount*	2020 Actual Amount*	2021 Actual Amount*	2022 Actual Amount*	2023 Actual Amount	2024 Actual Amount	2023 Adopted Budget	2024 Adopted Budget	2023 YTD% Actual/Budget	2024 YTD% Actual/Budget	2019 - 2024 Trend
Commodities	\$ -	\$ -	\$ 92,296	\$ 257,234	\$ 89,851	\$ -	\$ 50,000	\$ 50,000	179.7%	0.0%	
60010 - Operating Supplies	\$ -	\$ -	\$ -	\$ 257,234	\$ 89,851	\$ -	\$ 50,000	\$ 50,000	179.7%	0.0%	
60580 - Special Purpose Equip - Non-Capital	\$ -	\$ -	\$ 78,333	\$ -	\$ -	\$ -	\$ -	\$ -	N/A	N/A	
65000 - Miscellaneous Supplies	\$ -	\$ -	\$ 13,963	\$ -	\$ -	\$ -	\$ -	\$ -	N/A	N/A	
351 Kane Kares	\$ -	\$ -	\$ -	\$ -	\$ -	\$ -	\$ -	\$ -	N/A	N/A	
Revenue	\$ -	\$ -	\$ -	\$ -	\$ -	\$ -	\$ -	\$ -	N/A	N/A	
Other	\$ -	\$ -	\$ -	\$ -	\$ -	\$ -	\$ -	\$ -	N/A	N/A	
38520 - General Donations	\$ -	\$ -	\$ -	\$ -	\$ -	\$ -	\$ -	\$ -	N/A	N/A	
Reimbursements	\$ -	\$ -	\$ -	\$ -	\$ -	\$ -	\$ -	\$ -	N/A	N/A	
37900 - Miscellaneous Reimbursement	\$ -	\$ -	\$ -	\$ -	\$ -	\$ -	\$ -	\$ -	N/A	N/A	
Expenses	\$ -	\$ -	\$ -	\$ -	\$ -	\$ -	\$ -	\$ -	N/A	N/A	
Contractual Services	\$ -	\$ -	\$ -	\$ -	\$ -	\$ -	\$ -	\$ -	N/A	N/A	
50150 - Contractual/Consulting Services	\$ -	\$ -	\$ -	\$ -	\$ -	\$ -	\$ -	\$ -	N/A	N/A	
Contingency and Other	\$ -	\$ -	\$ -	\$ -	\$ -	\$ -	\$ -	\$ -	N/A	N/A	
89000 - Addition to Fund Balance	\$ -	\$ -	\$ -	\$ -	\$ -	\$ -	\$ -	\$ -	N/A	N/A	
354 Mass Vaccination Fund	\$ -	\$ -	\$ 4,812	\$ -	\$ -	\$ -	\$ -	\$ -	N/A	N/A	
Expenses	\$ -	\$ -	\$ 4,812	\$ -	\$ -	\$ -	\$ -	\$ -	N/A	N/A	
Personnel Services- Salaries & Wages	\$ -	\$ -	\$ -	\$ -	\$ -	\$ -	\$ -	\$ -	N/A	N/A	
40000 - Salaries and Wages	\$ -	\$ -	\$ -	\$ -	\$ -	\$ -	\$ -	\$ -	N/A	N/A	
Commodities	\$ -	\$ -	\$ 4,812	\$ -	\$ -	\$ -	\$ -	\$ -	N/A	N/A	
60010 - Operating Supplies	\$ -	\$ -	\$ 4,812	\$ -	\$ -	\$ -	\$ -	\$ -	N/A	N/A	
702 Sheriff's Detail Escrow	\$ -	\$ -	\$ (40,923)	\$ (255,562)	\$ (299,638)	\$ (14,090)	\$ -	\$ -			
Revenue	\$ -	\$ -	\$ 40,195	\$ 13,361	\$ 26,675	\$ -	\$ 35,000	\$ 200,000	76.2%	0.0%	
Other	\$ -	\$ -	\$ -	\$ -	\$ -	\$ -	\$ -	\$ -	N/A	N/A	
39900 - Fund Balance Utilization	\$ -	\$ -	\$ -	\$ -	\$ -	\$ -	\$ -	\$ -	N/A	N/A	
Charges for Services	\$ -	\$ -	\$ 40,195	\$ 13,361	\$ 26,675	\$ -	\$ 35,000	\$ 200,000	76.2%	0.0%	
34350 - Detail Fees	\$ -	\$ -	\$ 40,195	\$ 13,361	\$ 26,675	\$ -	\$ 35,000	\$ 200,000	0.0%	0.0%	
Expenses	\$ -	\$ -	\$ 81,118	\$ 268,922	\$ 326,313	\$ 14,090	\$ 35,000	\$ 200,000	932.3%	7.0%	
Contractual Services	\$ -	\$ -	\$ 81,118	\$ 268,922	\$ 326,313	\$ 14,090	\$ 35,000	\$ 200,000	932.3%	7.0%	
50150 - Contractual/Consulting Services	\$ -	\$ -	\$ 81,118	\$ 268,922	\$ 326,313	\$ 14,090	\$ 35,000	\$ 200,000	7.0%	7.0%	
Grand Total	\$ (27,534,555)	\$ (13,831,323)	\$ (22,290,801)	\$ (19,265,447)	\$ (37,810,619)	\$ (1,843,117)					

Judiciary & Public Safety Revenue Expense Budget Report - By Account Detail
 Through December 31, 2023 (8.3% YTD, 7.69% Payroll Expense through Pay Period Ending 12/23/2023)
 *2019, 2020, 2021, 2022 Actual Full Fiscal Year

Department / Fund / Account Classification	2019 Actual Amount*	2020 Actual Amount*	2021 Actual Amount*	2022 Actual Amount*	2023 Actual Amount	2024 Actual Amount	2023 Adopted Budget	2024 Adopted Budget	2023 YTD% Actual/Budget	2024 YTD% Actual/Budget	2019 - 2024 Trend
420 Merit Commission	\$ 87,479	\$ 74,034	\$ 87,150	\$ 85,117	\$ 78,241	\$ 7,309	\$ -	\$ -			
001 General Fund	\$ 87,479	\$ 74,034	\$ 87,150	\$ 85,117	\$ 78,241	\$ 7,309	\$ -	\$ -			
Expenses	\$ 87,479	\$ 74,034	\$ 87,150	\$ 85,117	\$ 78,241	\$ 7,309	\$ 102,957	\$ 95,417	76.0%	7.7%	
Personnel Services- Salaries & Wages	\$ 69,113	\$ 58,857	\$ 66,255	\$ 63,575	\$ 63,583	\$ 3,991	\$ 78,597	\$ 78,367	80.9%	5.1%	
40000 - Salaries and Wages	\$ 32,053	\$ 31,548	\$ 36,128	\$ 34,347	\$ 36,043	\$ 2,291	\$ 33,462	\$ 33,367	107.7%	6.9%	
40300 - Employee Per Diem	\$ 37,060	\$ 27,309	\$ 30,126	\$ 29,228	\$ 27,540	\$ 1,700	\$ 45,135	\$ 45,000	61.0%	3.8%	
Personnel Services- Employee Benefits	\$ 6,336	\$ 6,375	\$ 6,275	\$ 6,507	\$ 7,277	\$ -	\$ 7,310	\$ -	99.5%	N/A	
45000 - Healthcare Contribution	\$ 6,336	\$ 6,151	\$ 6,019	\$ 6,251	\$ 7,021	\$ -	\$ 7,054	\$ -	99.5%	N/A	
45010 - Dental Contribution	\$ -	\$ 224	\$ 256	\$ 256	\$ 256	\$ -	\$ 256	\$ -	100.0%	N/A	
Contractual Services	\$ 11,480	\$ 8,279	\$ 13,958	\$ 14,410	\$ 6,428	\$ 3,318	\$ 16,550	\$ 15,050	38.8%	22.0%	
53050 - Employment Advertising	\$ 596	\$ 894	\$ 1,626	\$ 1,490	\$ -	\$ -	\$ 500	\$ 500	0.0%	0.0%	
53120 - Employee Mileage Expense	\$ 3,661	\$ 2,617	\$ 2,796	\$ 2,788	\$ 3,272	\$ -	\$ 6,000	\$ 6,000	54.5%	0.0%	
53180 - Physical Agility Testing	\$ 250	\$ -	\$ -	\$ -	\$ -	\$ -	\$ 2,550	\$ -	0.0%	N/A	
53190 - Entrance/Promotional Testing	\$ 6,973	\$ 4,768	\$ 9,536	\$ 10,132	\$ 3,156	\$ 3,318	\$ 7,500	\$ 8,550	42.1%	38.8%	
Commodities	\$ 550	\$ 522	\$ 661	\$ 624	\$ 953	\$ -	\$ 500	\$ 2,000	190.6%	0.0%	
60000 - Office Supplies	\$ 550	\$ 522	\$ 661	\$ 624	\$ 953	\$ -	\$ 500	\$ 2,000	190.6%	0.0%	
Grand Total	\$ 87,479	\$ 74,034	\$ 87,150	\$ 85,117	\$ 78,241	\$ 7,309					


Judiciary & Public Safety Revenue Expense Budget Report - By Account Detail
Through December 31, 2023 (8.3% YTD, 7.69% Payroll Expense through Pay Period Ending 12/23/2023)
***2019, 2020, 2021, 2022 Actual Full Fiscal Year**

Department / Fund / Account Classification	2019 Actual Amount*	2020 Actual Amount*	2021 Actual Amount*	2022 Actual Amount*	2023 Actual Amount	2024 Actual Amount	2023 Adopted Budget	2024 Adopted Budget	2023 YTD% Actual/Budget	2024 YTD% Actual/Budget	2019 - 2024 Trend
425 Kane Comm	\$ 55,798	\$ (36,236)	\$ (106,364)	\$ 219,683	\$ (104,797)	\$ (334,890)					
001 General Fund	\$ -	\$ -	\$ -	\$ -	\$ -	\$ -					
Expenses	\$ -	\$ -	\$ -	\$ -	\$ -	\$ -	\$ -	\$ -	N/A	N/A	
Commodities	\$ -	\$ -	\$ -	\$ -	\$ -	\$ -	\$ -	\$ -	N/A	N/A	
60080 - Employee Recognition Supplies	\$ -	\$ -	\$ -	\$ -	\$ -	\$ -	\$ -	\$ -	N/A	N/A	
269 Kane Comm	\$ 55,798	\$ (36,236)	\$ (106,364)	\$ 219,683	\$ (104,797)	\$ (334,890)	\$ -	\$ -	N/A	N/A	
Revenue	\$ 2,108,023	\$ 2,145,768	\$ 2,241,532	\$ 2,601,074	\$ 2,691,730	\$ -	\$ 2,422,913	\$ 2,592,918	111.1%	0.0%	
Interest Revenue	\$ 35,859	\$ 19,721	\$ 589	\$ (16,890)	\$ 16,039	\$ -	\$ 600	\$ 600	2673.1%	0.0%	
38000 - Investment Income	\$ 35,859	\$ 19,721	\$ 589	\$ (16,890)	\$ 16,039	\$ -	\$ 600	\$ 600	2673.1%	0.0%	
Other	\$ -	\$ -	\$ -	\$ -	\$ -	\$ -	\$ 52,201	\$ 145,017	0.0%	0.0%	
39900 - Fund Balance Utilization	\$ -	\$ -	\$ -	\$ -	\$ -	\$ -	\$ 52,201	\$ 145,017	0.0%	0.0%	
Reimbursements	\$ 769,066	\$ 761,056	\$ 845,365	\$ 1,152,830	\$ 1,114,137	\$ -	\$ 860,000	\$ 860,000	129.6%	0.0%	
37070 - Cell 911 Surcharge Reimbursement	\$ 769,066	\$ 761,056	\$ 831,850	\$ 1,150,631	\$ 1,101,537	\$ -	\$ 860,000	\$ 860,000	128.1%	0.0%	
37470 - VoIP Surcharge Reimbursement	\$ -	\$ -	\$ -	\$ 2,195	\$ 12,600	\$ -	\$ -	\$ -	N/A	N/A	
37900 - Miscellaneous Reimbursement	\$ -	\$ -	\$ 13,515	\$ 5	\$ -	\$ -	\$ -	\$ -	N/A	N/A	
Charges for Services	\$ 545,178	\$ 569,175	\$ 538,471	\$ 587,746	\$ 617,784	\$ -	\$ 588,855	\$ 619,980	104.9%	0.0%	
34420 - Radio Communication Fees	\$ 545,178	\$ 568,707	\$ 538,471	\$ 587,746	\$ 616,789	\$ -	\$ 588,155	\$ 619,280	104.9%	0.0%	
35220 - Emergency Communications Audio Re	\$ -	\$ 468	\$ -	\$ -	\$ 995	\$ -	\$ 700	\$ 700	142.1%	0.0%	
Grants	\$ -	\$ -	\$ -	\$ -	\$ -	\$ -	\$ -	\$ -	N/A	N/A	
33900 - Miscellaneous Grants	\$ -	\$ -	\$ -	\$ -	\$ -	\$ -	\$ -	\$ -	N/A	N/A	
Transfers In	\$ 757,920	\$ 795,817	\$ 857,107	\$ 877,388	\$ 943,770	\$ -	\$ 921,257	\$ 967,321	102.4%	0.0%	
39000 - Transfer From Other Funds	\$ 757,920	\$ 795,817	\$ 857,107	\$ -	\$ -	\$ -	\$ -	\$ -	N/A	N/A	
39001 - Transfer from Fund 001	\$ -	\$ -	\$ -	\$ 877,388	\$ 943,770	\$ -	\$ 921,257	\$ 967,321	102.4%	0.0%	
Expenses	\$ 2,052,225	\$ 2,182,004	\$ 2,347,896	\$ 2,381,391	\$ 2,796,526	\$ 334,890	\$ 2,422,913	\$ 2,592,918	115.4%	12.9%	
Personnel Services- Salaries & Wages	\$ 1,326,811	\$ 1,397,985	\$ 1,440,983	\$ 1,489,804	\$ 1,697,225	\$ 259,800	\$ 1,577,878	\$ 1,706,254	107.6%	15.2%	
40000 - Salaries and Wages	\$ 1,165,497	\$ 1,244,328	\$ 1,210,278	\$ 1,253,304	\$ 1,323,305	\$ 240,361	\$ 1,470,443	\$ 1,595,391	90.0%	15.1%	
40002 - Non-Union Wage Increase	\$ -	\$ -	\$ -	\$ -	\$ -	\$ -	\$ 44,246	\$ 1	0.0%	0.0%	
40003 - Cost of Living Increase	\$ -	\$ -	\$ -	\$ -	\$ -	\$ -	\$ -	\$ 47,862	N/A	0.0%	
40009 - Salaries and Wages Subsidy	\$ -	\$ (23,209)	\$ (2,118)	\$ (5,846)	\$ -	\$ -	\$ -	\$ -	N/A	N/A	
40200 - Overtime Salaries	\$ 161,314	\$ 194,635	\$ 233,047	\$ 242,346	\$ 373,920	\$ 19,439	\$ 63,189	\$ 63,000	591.7%	30.9%	
40209 - Overtime Subsidy	\$ -	\$ (17,770)	\$ (224)	\$ -	\$ -	\$ -	\$ -	\$ -	N/A	N/A	
Personnel Services- Employee Benefits	\$ 419,870	\$ 453,430	\$ 459,276	\$ 462,682	\$ 469,119	\$ 56,215	\$ 526,050	\$ 577,213	89.2%	9.7%	
45000 - Healthcare Contribution	\$ 221,428	\$ 240,720	\$ 225,292	\$ 249,677	\$ 253,779	\$ 23,340	\$ 315,519	\$ 365,503	80.4%	6.4%	
45009 - Healthcare Subsidy	\$ -	\$ (3,574)	\$ (267)	\$ -	\$ -	\$ -	\$ -	\$ -	N/A	N/A	
45010 - Dental Contribution	\$ 6,858	\$ 6,397	\$ 6,621	\$ 6,974	\$ 6,788	\$ 631	\$ 8,562	\$ 10,740	79.3%	5.9%	
45019 - Dental Subsidy	\$ -	\$ (122)	\$ (9)	\$ -	\$ -	\$ -	\$ -	\$ -	N/A	N/A	

Judiciary & Public Safety Revenue Expense Budget Report - By Account Detail
Through December 31, 2023 (8.3% YTD, 7.69% Payroll Expense through Pay Period Ending 12/23/2023)
***2019, 2020, 2021, 2022 Actual Full Fiscal Year**

Department / Fund / Account Classification	2019 Actual Amount*	2020 Actual Amount*	2021 Actual Amount*	2022 Actual Amount*	2023 Actual Amount	2024 Actual Amount	2023 Adopted Budget	2024 Adopted Budget	2023 YTD% Actual/Budget	2024 YTD% Actual/Budget	2019 - 2024 Trend
45100 - FICA/SS Contribution	\$ 97,560	\$ 105,603	\$ 106,206	\$ 109,633	\$ 125,077	\$ 19,474	\$ 120,708	\$ 125,709	103.6%	15.5%	
45109 - FICA/SS Subsidy	\$ -	\$ (2,914)	\$ (164)	\$ (447)	\$ -	\$ -	\$ -	\$ -	N/A	N/A	
45200 - IMRF Contribution	\$ 94,023	\$ 110,614	\$ 121,804	\$ 97,239	\$ 83,475	\$ 12,770	\$ 81,261	\$ 75,261	102.7%	17.0%	
45209 - IMRF Subsidy	\$ -	\$ (3,295)	\$ (206)	\$ (393)	\$ -	\$ -	\$ -	\$ -	N/A	N/A	
Contractual Services	\$ 132,389	\$ 152,505	\$ 159,237	\$ 195,490	\$ 376,755	\$ 18,808	\$ 198,493	\$ 196,001	189.8%	9.6%	
50150 - Contractual/Consulting Services	\$ 28,370	\$ 33,825	\$ 38,345	\$ 42,340	\$ 193,215	\$ 1,400	\$ 60,312	\$ 55,518	320.4%	2.5%	
50235 - Public Health Services - Coronavirus	\$ -	\$ -	\$ -	\$ -	\$ -	\$ -	\$ -	\$ -	N/A	N/A	
52130 - Repairs and Maint- Computers	\$ 1,170	\$ 1,820	\$ 2,568	\$ 3,823	\$ 3,230	\$ -	\$ 4,000	\$ 4,000	80.8%	0.0%	
52140 - Repairs and Maint- Copiers	\$ 80	\$ 76	\$ 79	\$ 24	\$ 86	\$ 391	\$ 400	\$ 400	21.4%	97.6%	
52150 - Repairs and Maint- Comm Equip	\$ 8,396	\$ 3,237	\$ -	\$ 24,338	\$ 1,638	\$ -	\$ -	\$ 5,000	N/A	0.0%	
52160 - Repairs and Maint- Equipment	\$ -	\$ 9,923	\$ 7,723	\$ 5,312	\$ 38,204	\$ 16,750	\$ 10,000	\$ 5,000	382.0%	335.0%	
52190 - Equipment Rental	\$ 23,496	\$ 27,237	\$ 27,060	\$ 27,332	\$ 27,448	\$ -	\$ 28,520	\$ 29,080	96.2%	0.0%	
52220 - Equipment Lease	\$ -	\$ -	\$ -	\$ 48	\$ -	\$ -	\$ -	\$ -	N/A	N/A	
53000 - Liability Insurance	\$ 24,925	\$ 28,828	\$ 26,755	\$ 32,903	\$ 46,452	\$ -	\$ 44,229	\$ 47,062	105.0%	0.0%	
53010 - Workers Compensation	\$ 33,322	\$ 35,173	\$ 41,963	\$ 39,711	\$ 35,316	\$ -	\$ 33,626	\$ 32,384	105.0%	0.0%	
53020 - Unemployment Claims	\$ 1,467	\$ 828	\$ 845	\$ 993	\$ 636	\$ -	\$ 606	\$ 757	105.0%	0.0%	
53040 - General Advertising	\$ -	\$ -	\$ 923	\$ 857	\$ 1,059	\$ -	\$ -	\$ -	N/A	N/A	
53100 - Conferences and Meetings	\$ 4,430	\$ 2,500	\$ 5,175	\$ 9,655	\$ 11,419	\$ 60	\$ 8,000	\$ 8,000	142.7%	0.8%	
53110 - Employee Training	\$ 3,134	\$ 5,748	\$ 5,235	\$ 3,299	\$ 13,652	\$ -	\$ 4,000	\$ 4,000	341.3%	0.0%	
53120 - Employee Mileage Expense	\$ 2,112	\$ 1,243	\$ 431	\$ 2,579	\$ 2,260	\$ 168	\$ 3,000	\$ 3,000	75.3%	5.6%	
53130 - General Association Dues	\$ 936	\$ 1,322	\$ 900	\$ 714	\$ 674	\$ 40	\$ 1,000	\$ 1,000	67.4%	4.0%	
53150 - Pre-Employ Drug Testing and Labs	\$ 138	\$ -	\$ -	\$ -	\$ -	\$ -	\$ -	\$ -	N/A	N/A	
53160 - Pre-Employment Physicals	\$ 414	\$ 745	\$ 1,236	\$ 1,563	\$ 1,466	\$ -	\$ 800	\$ 800	183.3%	0.0%	
Commodities	\$ 62,610	\$ 67,542	\$ 108,038	\$ 124,970	\$ 142,456	\$ 67	\$ 7,800	\$ 7,800	1826.4%	0.9%	
60000 - Office Supplies	\$ 1,345	\$ 1,097	\$ 1,594	\$ 2,294	\$ 2,190	\$ -	\$ 2,500	\$ 2,500	87.6%	0.0%	
60010 - Operating Supplies	\$ 3,656	\$ 2,761	\$ 2,456	\$ 3,061	\$ 9,590	\$ 67	\$ 2,000	\$ 2,000	479.5%	3.4%	
60020 - Computer Related Supplies	\$ 2,017	\$ 2,819	\$ 7,642	\$ 1,625	\$ 7,459	\$ -	\$ 2,500	\$ 2,500	298.3%	0.0%	
60080 - Employee Recognition Supplies	\$ 335	\$ 710	\$ 803	\$ 1,133	\$ 1,461	\$ -	\$ 800	\$ 800	182.7%	0.0%	
60265 - Public Health Commodities - Coronavi	\$ -	\$ -	\$ -	\$ -	\$ -	\$ -	\$ -	\$ -	N/A	N/A	
64000 - Telephone	\$ 55,257	\$ 60,155	\$ 95,543	\$ 116,857	\$ 121,755	\$ -	\$ -	\$ -	N/A	N/A	
Transfers Out	\$ 110,544	\$ 110,543	\$ 111,151	\$ 108,445	\$ 110,973	\$ -	\$ 110,973	\$ 105,650	100.0%	0.0%	
99000 - Transfer To Other Funds	\$ 110,544	\$ 110,543	\$ 111,151	\$ -	\$ -	\$ -	\$ -	\$ -	N/A	N/A	
99001 - Transfer to Fund 001	\$ -	\$ -	\$ -	\$ 108,445	\$ 110,973	\$ -	\$ 110,973	\$ 105,650	100.0%	0.0%	
Capital	\$ -	\$ -	\$ 69,211	\$ -	\$ -	\$ -	\$ -	\$ -	N/A	N/A	
70120 - Special Purpose Equipment	\$ -	\$ -	\$ 69,211	\$ -	\$ -	\$ -	\$ -	\$ -	N/A	N/A	
Contingency and Other	\$ -	\$ -	\$ -	\$ -	\$ -	\$ -	\$ 1,719	\$ -	0.0%	N/A	
89000 - Addition to Fund Balance	\$ -	\$ -	\$ -	\$ -	\$ -	\$ -	\$ 1,719	\$ -	0.0%	N/A	

Judiciary & Public Safety Revenue Expense Budget Report - By Account Detail
Through December 31, 2023 (8.3% YTD, 7.69% Payroll Expense through Pay Period Ending 12/23/2023)
***2019, 2020, 2021, 2022 Actual Full Fiscal Year**

Department / Fund / Account Classification	2019 Actual Amount*	2020 Actual Amount*	2021 Actual Amount*	2022 Actual Amount*	2023 Actual Amount	2024 Actual Amount	2023 Adopted Budget	2024 Adopted Budget	2023 YTD% Actual/Budget	2024 YTD% Actual/Budget	2019 - 2024 Trend
Grand Total	\$ 55,798	\$ (36,236)	\$ (106,364)	\$ 219,683	\$ (104,797)	\$ (334,890)					

Judiciary & Public Safety Revenue Expense Budget Report - By Account Detail
Through December 31, 2023 (8.3% YTD, 7.69% Payroll Expense through Pay Period Ending 12/23/2023)
***2019, 2020, 2021, 2022 Actual Full Fiscal Year**

Department / Fund / Account Classification	2019 Actual Amount*	2020 Actual Amount*	2021 Actual Amount*	2022 Actual Amount*	2023 Actual Amount	2024 Actual Amount	2023 Adopted Budget	2024 Adopted Budget	2023 YTD% Actual/Budget	2024 YTD% Actual/Budget	2019 - 2024 Trend
430 Court Services	\$ (6,123,504)	\$ (3,837,746)	\$ (5,187,035)	\$ (6,102,873)	\$ (6,989,194)	\$ (845,672)					
001 General Fund	\$ (6,777,605)	\$ (4,675,567)	\$ (5,621,300)	\$ (5,871,470)	\$ (6,731,035)	\$ (824,559)					
Revenue	\$ 4,704,483	\$ 6,921,401	\$ 6,865,452	\$ 7,314,443	\$ 7,479,477	\$ -	\$ 7,038,472	\$ 7,137,972	106.3%	0.0%	
Reimbursements	\$ 4,548,676	\$ 6,592,894	\$ 6,741,456	\$ 7,205,378	\$ 7,366,936	\$ -	\$ 6,931,972	\$ 7,031,972	106.3%	0.0%	
37080 - Probation Salary Reimbursement	\$ 3,571,474	\$ 5,623,696	\$ 5,768,271	\$ 5,828,269	\$ 5,942,538	\$ -	\$ 5,845,772	\$ 5,845,772	101.7%	0.0%	
37090 - Youth Home Reimbursement	\$ 886,478	\$ 875,427	\$ 885,349	\$ 1,261,454	\$ 1,314,519	\$ -	\$ 1,000,000	\$ 1,100,000	131.5%	0.0%	
37275 - Victim Impact Panel Reimbursement	\$ 23,050	\$ -	\$ -	\$ -	\$ -	\$ -	\$ -	\$ -	N/A	N/A	
37550 - Treatment Alt Court Reimbursement	\$ 4,582	\$ 5,450	\$ 5,150	\$ 7,546	\$ 8,726	\$ -	\$ 5,200	\$ 5,200	167.8%	0.0%	
37570 - IL State Board Education (ISBE) Reimbursement	\$ 59,214	\$ 78,636	\$ 82,375	\$ 108,108	\$ 101,153	\$ -	\$ 80,000	\$ 80,000	126.4%	0.0%	
37900 - Miscellaneous Reimbursement	\$ 3,879	\$ 9,685	\$ 310	\$ -	\$ -	\$ -	\$ 1,000	\$ 1,000	0.0%	0.0%	
Charges for Services	\$ 155,806	\$ 152,568	\$ 123,996	\$ 109,066	\$ 112,541	\$ -	\$ 106,500	\$ 106,000	105.7%	0.0%	
34480 - KIDS Program Fees	\$ 118,137	\$ 107,730	\$ 113,378	\$ 99,810	\$ 98,033	\$ -	\$ 100,000	\$ 100,000	98.0%	0.0%	
34490 - Electronic Monitoring Fees	\$ 29,458	\$ 43,526	\$ 8,153	\$ 7,772	\$ 5,279	\$ -	\$ 5,000	\$ 5,000	105.6%	0.0%	
34500 - JCS Custody Parental Sup Fees	\$ 553	\$ 352	\$ -	\$ -	\$ -	\$ -	\$ 500	\$ -	0.0%	N/A	
34520 - Mental Health/Specialty Court Fees	\$ -	\$ -	\$ -	\$ -	\$ 8,300	\$ -	\$ -	\$ -	N/A	N/A	
34880 - Interstate Compact Fees	\$ 1,171	\$ 942	\$ 1,664	\$ 1,259	\$ 875	\$ -	\$ 1,000	\$ 1,000	87.5%	0.0%	
35050 - Domestic Violence GPS Fees	\$ 6,488	\$ 18	\$ 802	\$ 224	\$ 54	\$ -	\$ -	\$ -	N/A	N/A	
Transfers In	\$ -	\$ 175,939	\$ -	\$ -	\$ -	\$ -	\$ -	\$ -	N/A	N/A	
39000 - Transfer From Other Funds	\$ -	\$ 175,939	\$ -	\$ -	\$ -	\$ -	\$ -	\$ -	N/A	N/A	
Expenses	\$ 11,482,088	\$ 11,596,968	\$ 12,486,753	\$ 13,185,913	\$ 14,210,511	\$ 824,559	\$ 14,285,033	\$ 13,127,990	99.5%	6.3%	
Personnel Services- Salaries & Wages	\$ 8,736,188	\$ 8,688,978	\$ 9,450,226	\$ 9,821,756	\$ 10,714,321	\$ 767,376	\$ 10,424,165	\$ 11,473,040	102.8%	6.7%	
40000 - Salaries and Wages	\$ 8,625,930	\$ 9,340,817	\$ 9,368,352	\$ 9,696,426	\$ 10,616,643	\$ 762,642	\$ 10,618,114	\$ 10,996,952	100.0%	6.9%	
40002 - Non-Union Wage Increase	\$ -	\$ -	\$ -	\$ -	\$ -	\$ -	\$ 118,892	\$ -	0.0%	N/A	
40005 - New Position Budget Moved to Contin	\$ -	\$ -	\$ -	\$ -	\$ -	\$ -	\$ (414,562)	\$ -	0.0%	N/A	
40006 - Union Wage Increase	\$ -	\$ -	\$ -	\$ -	\$ -	\$ -	\$ -	\$ 374,367	N/A	0.0%	
40009 - Salaries and Wages Subsidy	\$ -	\$ (701,899)	\$ -	\$ -	\$ -	\$ -	\$ -	\$ -	N/A	N/A	
40200 - Overtime Salaries	\$ 92,258	\$ 61,136	\$ 63,338	\$ 106,794	\$ 79,178	\$ 3,234	\$ 76,721	\$ 76,721	103.2%	4.2%	
40209 - Overtime Subsidy	\$ -	\$ (26,147)	\$ -	\$ -	\$ -	\$ -	\$ -	\$ -	N/A	N/A	
40315 - Kids First Stipend	\$ 18,000	\$ 15,071	\$ 18,536	\$ 18,536	\$ 18,500	\$ 1,500	\$ 25,000	\$ 25,000	74.0%	6.0%	
Personnel Services- Employee Benefits	\$ 1,828,442	\$ 1,762,777	\$ 1,849,083	\$ 1,946,810	\$ 2,133,741	\$ -	\$ 2,310,916	\$ -	92.3%	N/A	
45000 - Healthcare Contribution	\$ 1,772,494	\$ 1,849,625	\$ 1,791,314	\$ 1,890,486	\$ 2,078,858	\$ -	\$ 2,250,184	\$ -	92.4%	N/A	
45009 - Healthcare Subsidy	\$ -	\$ (142,205)	\$ -	\$ -	\$ -	\$ -	\$ -	\$ -	N/A	N/A	
45010 - Dental Contribution	\$ 55,948	\$ 56,267	\$ 57,769	\$ 56,324	\$ 54,882	\$ -	\$ 60,732	\$ -	90.4%	N/A	
45019 - Dental Subsidy	\$ -	\$ (910)	\$ -	\$ -	\$ -	\$ -	\$ -	\$ -	N/A	N/A	
Contractual Services	\$ 618,403	\$ 776,239	\$ 791,923	\$ 939,896	\$ 982,952	\$ 49,137	\$ 1,303,572	\$ 1,300,751	75.4%	3.8%	
50150 - Contractual/Consulting Services	\$ 22,394	\$ 2,100	\$ 3,500	\$ 3,075	\$ 5,800	\$ 1,400	\$ 16,000	\$ 13,500	36.3%	10.4%	
50160 - Legal Services	\$ -	\$ 2,633	\$ -	\$ 9,495	\$ 6,120	\$ -	\$ 75,000	\$ 75,000	8.2%	0.0%	

Judiciary & Public Safety Revenue Expense Budget Report - By Account Detail
Through December 31, 2023 (8.3% YTD, 7.69% Payroll Expense through Pay Period Ending 12/23/2023)
***2019, 2020, 2021, 2022 Actual Full Fiscal Year**

Department / Fund / Account Classification	2019 Actual Amount*	2020 Actual Amount*	2021 Actual Amount*	2022 Actual Amount*	2023 Actual Amount	2024 Actual Amount	2023 Adopted Budget	2024 Adopted Budget	2023 YTD% Actual/Budget	2024 YTD% Actual/Budget	2019 - 2024 Trend
50200 - Psychological/Psychiatric Svcs	\$ 59,695	\$ 90,840	\$ 106,607	\$ 113,290	\$ 123,205	\$ 300	\$ 100,000	\$ 98,000	123.2%	0.3%	
50210 - Medical/Dental/Hospital Services	\$ 302,794	\$ 414,361	\$ 435,569	\$ 436,090	\$ 439,843	\$ 36,433	\$ 437,193	\$ 451,038	100.6%	8.1%	
50235 - Public Health Services - Coronavirus	\$ -	\$ -	\$ -	\$ 100	\$ 9,800	\$ -	\$ -	\$ -	N/A	N/A	
50340 - Software Licensing Cost	\$ -	\$ 160	\$ 1,035	\$ 425	\$ 220	\$ -	\$ -	\$ -	N/A	N/A	
50420 - Juvenile Board and Care	\$ 25,988	\$ 68,126	\$ 22,778	\$ 32,786	\$ 29,279	\$ -	\$ 427,036	\$ 422,036	6.9%	0.0%	
50480 - Security Services	\$ 7,298	\$ 2,275	\$ -	\$ 150	\$ 21,450	\$ -	\$ 5,000	\$ 5,000	429.0%	0.0%	
50490 - Destruction of Records Services	\$ -	\$ 3,297	\$ 309	\$ 1,890	\$ 189	\$ -	\$ -	\$ -	N/A	N/A	
50500 - Lab Services	\$ 9,260	\$ 6,603	\$ 9,182	\$ 35,843	\$ 26,331	\$ 398	\$ 15,000	\$ 14,000	175.5%	2.8%	
50530 - Testing Services	\$ -	\$ -	\$ -	\$ -	\$ -	\$ -	\$ -	\$ -	N/A	N/A	
50630 - Halfway House	\$ -	\$ -	\$ -	\$ 680	\$ 340	\$ -	\$ -	\$ -	N/A	N/A	
52010 - Janitorial Services	\$ 14,573	\$ 17,455	\$ 18,970	\$ 19,524	\$ 22,352	\$ 854	\$ 19,000	\$ 19,000	117.6%	4.5%	
52110 - Repairs and Maint- Buildings	\$ 1,931	\$ 1,169	\$ 8,915	\$ 32,453	\$ 11,873	\$ 215	\$ 1,449	\$ 1,449	819.4%	14.8%	
52120 - Repairs and Maint- Grounds	\$ -	\$ -	\$ -	\$ 15,850	\$ -	\$ -	\$ -	\$ -	N/A	N/A	
52130 - Repairs and Maint- Computers	\$ -	\$ -	\$ -	\$ -	\$ -	\$ -	\$ 750	\$ 750	0.0%	0.0%	
52140 - Repairs and Maint- Copiers	\$ 3,684	\$ 3,176	\$ 3,085	\$ 2,924	\$ 3,774	\$ 175	\$ 6,500	\$ 6,500	58.1%	2.7%	
52150 - Repairs and Maint- Comm Equip	\$ 10,845	\$ 24,304	\$ 16,924	\$ 27,308	\$ 43,905	\$ -	\$ 17,580	\$ 17,580	249.7%	0.0%	
52160 - Repairs and Maint- Equipment	\$ 14,641	\$ 19,162	\$ 22,289	\$ 17,392	\$ 7,353	\$ 413	\$ 15,750	\$ 10,750	46.7%	3.8%	
52180 - Building Space Rental	\$ 61,733	\$ 62,968	\$ 64,227	\$ 65,512	\$ 67,367	\$ 5,670	\$ 66,712	\$ 68,046	101.0%	8.3%	
52190 - Equipment Rental	\$ 9,112	\$ 9,112	\$ 9,187	\$ 9,112	\$ 6,648	\$ -	\$ 9,383	\$ 9,383	70.9%	0.0%	
52230 - Repairs and Maint- Vehicles	\$ 4,931	\$ 8,494	\$ 13,326	\$ 17,916	\$ 17,033	\$ 2,397	\$ 15,500	\$ 17,500	109.9%	13.7%	
52240 - Repairs and Maint- Office Equip	\$ 1,725	\$ 1,616	\$ 1,927	\$ 3,330	\$ 2,677	\$ -	\$ 3,425	\$ 2,925	78.2%	0.0%	
52270 - DV GPS Equipment Rental	\$ -	\$ -	\$ -	\$ -	\$ -	\$ -	\$ -	\$ -	N/A	N/A	
53040 - General Advertising	\$ -	\$ 1,176	\$ 9,353	\$ 6,687	\$ -	\$ -	\$ 2,100	\$ 2,000	0.0%	0.0%	
53050 - Employment Advertising	\$ -	\$ -	\$ 2,119	\$ 12,024	\$ 5,094	\$ -	\$ 10,000	\$ 7,500	50.9%	0.0%	
53060 - General Printing	\$ -	\$ -	\$ 10	\$ -	\$ -	\$ -	\$ 50	\$ 50	0.0%	0.0%	
53100 - Conferences and Meetings	\$ 19,374	\$ 6,302	\$ 20,343	\$ 33,259	\$ 77,887	\$ -	\$ 19,500	\$ 21,000	399.4%	0.0%	
53110 - Employee Training	\$ 28,315	\$ 8,559	\$ 6,787	\$ 28,976	\$ 32,877	\$ -	\$ 15,100	\$ 17,600	217.7%	0.0%	
53120 - Employee Mileage Expense	\$ 3,934	\$ 2,222	\$ 674	\$ 1,087	\$ 1,148	\$ 20	\$ 4,700	\$ 3,300	24.4%	0.6%	
53130 - General Association Dues	\$ 1,110	\$ 1,541	\$ 4,653	\$ 687	\$ 4,396	\$ 110	\$ 9,050	\$ 6,050	48.6%	1.8%	
53170 - Employee Medical Expense	\$ -	\$ -	\$ -	\$ -	\$ -	\$ -	\$ -	\$ -	N/A	N/A	
55000 - Miscellaneous Contractual Exp	\$ 15,066	\$ 18,590	\$ 10,092	\$ 12,032	\$ 15,991	\$ 752	\$ 11,794	\$ 10,794	135.6%	7.0%	
55050 - Grant Services	\$ -	\$ -	\$ 62	\$ -	\$ -	\$ -	\$ -	\$ -	N/A	N/A	
Commodities	\$ 283,877	\$ 368,974	\$ 363,521	\$ 460,587	\$ 360,591	\$ 8,047	\$ 246,380	\$ 249,199	146.4%	3.2%	
60000 - Office Supplies	\$ 11,322	\$ 17,639	\$ 15,081	\$ 21,142	\$ 14,100	\$ 173	\$ 13,450	\$ 9,905	104.8%	1.8%	
60010 - Operating Supplies	\$ 40,704	\$ 45,900	\$ 74,525	\$ 157,944	\$ 38,777	\$ 862	\$ 48,500	\$ 34,500	80.0%	2.5%	
60020 - Computer Related Supplies	\$ 17,707	\$ 18,878	\$ 17,354	\$ 20,334	\$ 25,701	\$ -	\$ 19,500	\$ 18,700	131.8%	0.0%	
60040 - Postage	\$ 302	\$ 7	\$ 28	\$ 82	\$ 184	\$ -	\$ -	\$ -	N/A	N/A	
60050 - Books and Subscriptions	\$ 2,430	\$ 3,019	\$ 2,815	\$ 5,219	\$ 3,982	\$ -	\$ 3,880	\$ 3,380	102.6%	0.0%	

Judiciary & Public Safety Revenue Expense Budget Report - By Account Detail
Through December 31, 2023 (8.3% YTD, 7.69% Payroll Expense through Pay Period Ending 12/23/2023)
***2019, 2020, 2021, 2022 Actual Full Fiscal Year**

Department / Fund / Account Classification	2019 Actual Amount*	2020 Actual Amount*	2021 Actual Amount*	2022 Actual Amount*	2023 Actual Amount	2024 Actual Amount	2023 Adopted Budget	2024 Adopted Budget	2023 YTD% Actual/Budget	2024 YTD% Actual/Budget	2019 - 2024 Trend
60055 - Office Equipment - Non Capital	\$ 1,758	\$ 32,707	\$ 2,720	\$ 27	\$ -	\$ -	\$ -	\$ -	N/A	N/A	
60070 - Computer Hardware- Non Capital	\$ 933	\$ -	\$ 1,903	\$ 7,640	\$ -	\$ -	\$ -	\$ -	N/A	N/A	
60100 - Utilities- Water	\$ 12,204	\$ 14,143	\$ 14,422	\$ 16,306	\$ 13,810	\$ -	\$ 15,000	\$ 15,000	92.1%	0.0%	
60160 - Cleaning Supplies	\$ -	\$ -	\$ -	\$ -	\$ -	\$ -	\$ 200	\$ 200	0.0%	0.0%	
60210 - Uniform Supplies	\$ 8,977	\$ 21,037	\$ 17,691	\$ 14,646	\$ 15,071	\$ -	\$ 11,000	\$ 11,000	137.0%	0.0%	
60220 - Weapons and Ammunition	\$ 128	\$ 524	\$ -	\$ -	\$ -	\$ -	\$ 500	\$ 500	0.0%	0.0%	
60230 - Food	\$ 135,817	\$ 186,364	\$ 181,734	\$ 137,549	\$ 162,480	\$ 6,436	\$ 100,000	\$ 120,000	162.5%	5.4%	
60235 - Healthy Food Initiative Supplies	\$ 50	\$ -	\$ -	\$ -	\$ -	\$ -	\$ -	\$ -	N/A	N/A	
60240 - Clothing Supplies	\$ -	\$ -	\$ -	\$ -	\$ -	\$ -	\$ -	\$ -	N/A	N/A	
60250 - Medical Supplies and Drugs	\$ 7,302	\$ 6,972	\$ 9,665	\$ 14,303	\$ 22,484	\$ 349	\$ 10,800	\$ 9,800	208.2%	3.6%	
60265 - Public Health Commodities - Coronavi	\$ -	\$ -	\$ -	\$ 522	\$ -	\$ -	\$ -	\$ -	N/A	N/A	
60270 - Occupational Therapy Supplies	\$ -	\$ -	\$ 167	\$ 692	\$ -	\$ -	\$ -	\$ -	N/A	N/A	
60450 - Drug Court Graduation Supplies	\$ -	\$ 383	\$ 615	\$ -	\$ 179	\$ 24	\$ -	\$ -	N/A	N/A	
60460 - Subscription Databases	\$ -	\$ -	\$ -	\$ 380	\$ 1,039	\$ -	\$ 500	\$ 500	207.7%	0.0%	
60490 - Equipment < \$1000	\$ -	\$ -	\$ -	\$ 4,868	\$ 5,025	\$ -	\$ -	\$ -	N/A	N/A	
60500 - Equipment > \$1000	\$ -	\$ -	\$ -	\$ 13,859	\$ 5,662	\$ -	\$ -	\$ -	N/A	N/A	
60520 - Incentives	\$ 7,385	\$ 6,118	\$ 6,397	\$ 8,915	\$ 4,520	\$ -	\$ 8,350	\$ 8,350	54.1%	0.0%	
60540 - Testing Materials	\$ 12,760	\$ 8,070	\$ 9,781	\$ 4,860	\$ 9,823	\$ -	\$ 6,000	\$ 7,500	163.7%	0.0%	
60550 - Peer Group Activities Supplies	\$ -	\$ 166	\$ -	\$ 140	\$ 490	\$ 203	\$ -	\$ -	N/A	N/A	
60580 - Special Purpose Equip - Non-Capital	\$ 17,815	\$ -	\$ -	\$ 221	\$ -	\$ -	\$ -	\$ -	N/A	N/A	
60590 - Communication Equip - Non-Capital	\$ 563	\$ -	\$ -	\$ -	\$ -	\$ -	\$ -	\$ -	N/A	N/A	
63040 - Fuel- Vehicles	\$ 5,201	\$ 3,515	\$ 7,833	\$ 12,106	\$ 12,937	\$ -	\$ 8,700	\$ 9,864	148.7%	0.0%	
64010 - Cellular Phone	\$ -	\$ 2,765	\$ -	\$ 18,831	\$ 18,662	\$ -	\$ -	\$ -	N/A	N/A	
65000 - Miscellaneous Supplies	\$ 519	\$ 769	\$ 792	\$ -	\$ 5,664	\$ -	\$ -	\$ -	N/A	N/A	
Transfers Out	\$ -	\$ -	\$ -	\$ -	\$ -	\$ -	\$ -	\$ -	N/A	N/A	
99200 - Transfer to Fund 200	\$ -	\$ -	\$ -	\$ -	\$ -	\$ -	\$ -	\$ -	N/A	N/A	
99204 - Transfer to Fund 204	\$ -	\$ -	\$ -	\$ -	\$ -	\$ -	\$ -	\$ -	N/A	N/A	
Capital	\$ 15,177	\$ -	\$ 32,000	\$ 16,864	\$ 18,908	\$ -	\$ -	\$ 105,000	N/A	0.0%	
70050 - Printers	\$ -	\$ -	\$ -	\$ -	\$ -	\$ -	\$ -	\$ -	N/A	N/A	
70060 - Communications Equipment	\$ -	\$ -	\$ -	\$ -	\$ -	\$ -	\$ -	\$ -	N/A	N/A	
70070 - Automotive Equipment	\$ -	\$ -	\$ -	\$ -	\$ -	\$ -	\$ -	\$ 105,000	N/A	0.0%	
70080 - Office Furniture	\$ -	\$ -	\$ -	\$ 1,365	\$ -	\$ -	\$ -	\$ -	N/A	N/A	
70090 - Office Equipment	\$ 15,177	\$ -	\$ -	\$ -	\$ -	\$ -	\$ -	\$ -	N/A	N/A	
70110 - Machinery and Equipment	\$ -	\$ -	\$ -	\$ -	\$ -	\$ -	\$ -	\$ -	N/A	N/A	
70120 - Special Purpose Equipment	\$ -	\$ -	\$ -	\$ -	\$ 18,908	\$ -	\$ -	\$ -	N/A	N/A	
72010 - Building Improvements	\$ -	\$ -	\$ 32,000	\$ 15,499	\$ -	\$ -	\$ -	\$ -	N/A	N/A	
270 Probation Services	\$ 411,352	\$ 473,128	\$ (16,337)	\$ (369,560)	\$ (482,546)	\$ (20,611)	\$ -	\$ -	N/A	N/A	

Judiciary & Public Safety Revenue Expense Budget Report - By Account Detail
Through December 31, 2023 (8.3% YTD, 7.69% Payroll Expense through Pay Period Ending 12/23/2023)
***2019, 2020, 2021, 2022 Actual Full Fiscal Year**

Department / Fund / Account Classification	2019 Actual Amount*	2020 Actual Amount*	2021 Actual Amount*	2022 Actual Amount*	2023 Actual Amount	2024 Actual Amount	2023 Adopted Budget	2024 Adopted Budget	2023 YTD% Actual/Budget	2024 YTD% Actual/Budget	2019 - 2024 Trend
Revenue	\$ 1,311,464	\$ 1,160,904	\$ 1,040,045	\$ 827,911	\$ 753,121	\$ -	\$ 1,607,100	\$ 1,546,100	46.9%	0.0%	
Other	\$ 30	\$ -	\$ -	\$ -	\$ -	\$ -	\$ 496,100	\$ 496,100	0.0%	0.0%	
38900 - Miscellaneous Other	\$ 30	\$ -	\$ -	\$ -	\$ -	\$ -	\$ -	\$ -	N/A	N/A	
39900 - Fund Balance Utilization	\$ -	\$ -	\$ -	\$ -	\$ -	\$ -	\$ 496,100	\$ 496,100	0.0%	0.0%	
Reimbursements	\$ 13,665	\$ 13,690	\$ 10,635	\$ 5,510	\$ 3,746	\$ -	\$ 15,000	\$ 7,500	25.0%	0.0%	
37120 - Polygraph Testing Reimbursement	\$ 7,665	\$ 4,690	\$ 2,635	\$ 1,510	\$ 1,664	\$ -	\$ 5,000	\$ 2,500	33.3%	0.0%	
37900 - Miscellaneous Reimbursement	\$ 6,000	\$ 9,000	\$ 8,000	\$ 4,000	\$ 2,082	\$ -	\$ 10,000	\$ 5,000	20.8%	0.0%	
Charges for Services	\$ 1,297,769	\$ 1,147,214	\$ 950,310	\$ 822,401	\$ 749,375	\$ -	\$ 1,096,000	\$ 1,042,500	68.4%	0.0%	
34540 - DNA Indexing Fees	\$ 2,509	\$ 1,653	\$ 1,289	\$ 1,497	\$ 1,133	\$ -	\$ 7,000	\$ 1,500	16.2%	0.0%	
34550 - GPS Monitoring Fees	\$ 8,772	\$ 5,838	\$ 6,066	\$ 926	\$ 1,221	\$ -	\$ 2,500	\$ 2,500	48.8%	0.0%	
35060 - Risk Assessment Fees	\$ 1,460	\$ 435	\$ 238	\$ 606	\$ 50	\$ -	\$ 1,500	\$ 500	3.3%	0.0%	
35200 - Protective Order Violation Fees	\$ 6,322	\$ 2,506	\$ 5,031	\$ 1,961	\$ 3,321	\$ -	\$ 5,000	\$ 3,000	66.4%	0.0%	
35290 - Probation Fee Court Cost	\$ 191,438	\$ 169,557	\$ 175,564	\$ 179,292	\$ 189,151	\$ -	\$ 180,000	\$ 180,000	105.1%	0.0%	
35900 - Miscellaneous Fees	\$ 1,087,269	\$ 967,226	\$ 762,122	\$ 638,120	\$ 554,499	\$ -	\$ 900,000	\$ 855,000	61.6%	0.0%	
Grants	\$ -	\$ -	\$ -	\$ -	\$ -	\$ -	\$ -	\$ -	N/A	N/A	
32120 - Specialized Sex Offender Grant	\$ -	\$ -	\$ -	\$ -	\$ -	\$ -	\$ -	\$ -	N/A	N/A	
Transfers In	\$ -	\$ -	\$ 79,100	\$ -	\$ -	\$ -	\$ -	\$ -	N/A	N/A	
39000 - Transfer From Other Funds	\$ -	\$ -	\$ 79,100	\$ -	\$ -	\$ -	\$ -	\$ -	N/A	N/A	
Expenses	\$ 900,112	\$ 687,776	\$ 1,056,382	\$ 1,197,471	\$ 1,235,667	\$ 20,611	\$ 1,607,100	\$ 1,546,100	76.9%	1.3%	
Contractual Services	\$ 662,816	\$ 425,907	\$ 598,593	\$ 775,101	\$ 843,262	\$ 17,511	\$ 1,210,000	\$ 1,149,000	69.7%	1.5%	
50150 - Contractual/Consulting Services	\$ 36,622	\$ 19,925	\$ 83,596	\$ 87,015	\$ 265,528	\$ 600	\$ 200,000	\$ 200,000	132.8%	0.3%	
50160 - Legal Services	\$ 31,153	\$ 10,125	\$ 40,815	\$ 10,463	\$ -	\$ -	\$ -	\$ -	N/A	N/A	
50190 - Court Appointed Counsel	\$ -	\$ -	\$ -	\$ -	\$ -	\$ -	\$ -	\$ -	N/A	N/A	
50200 - Psychological/Psychiatric Svcs	\$ 446,058	\$ 305,202	\$ 384,233	\$ 530,742	\$ 458,082	\$ 375	\$ 450,000	\$ 450,000	101.8%	0.1%	
50340 - Software Licensing Cost	\$ 66,602	\$ 60,390	\$ 69,865	\$ 71,578	\$ 75,905	\$ 16,536	\$ 75,000	\$ 75,000	101.2%	22.0%	
50410 - Polygraph Testing	\$ 10,150	\$ 4,350	\$ 900	\$ 2,650	\$ 2,400	\$ -	\$ 5,000	\$ 4,000	48.0%	0.0%	
50420 - Juvenile Board and Care	\$ -	\$ -	\$ -	\$ -	\$ -	\$ -	\$ 400,000	\$ 400,000	0.0%	0.0%	
50480 - Security Services	\$ 62,061	\$ 23,048	\$ 13,585	\$ 17,264	\$ 5,225	\$ -	\$ 60,000	\$ -	8.7%	N/A	
50500 - Lab Services	\$ -	\$ -	\$ -	\$ 366	\$ 11	\$ -	\$ -	\$ -	N/A	N/A	
50530 - Testing Services	\$ -	\$ -	\$ -	\$ -	\$ -	\$ -	\$ -	\$ -	N/A	N/A	
53100 - Conferences and Meetings	\$ 3,650	\$ -	\$ 2,732	\$ 4,686	\$ 10,396	\$ -	\$ 5,000	\$ 5,000	207.9%	0.0%	
53110 - Employee Training	\$ 5,400	\$ -	\$ -	\$ 46,270	\$ 25,715	\$ -	\$ 4,000	\$ 4,000	642.9%	0.0%	
53120 - Employee Mileage Expense	\$ -	\$ -	\$ -	\$ -	\$ -	\$ -	\$ -	\$ -	N/A	N/A	
53130 - General Association Dues	\$ 1,120	\$ -	\$ -	\$ 1,200	\$ -	\$ -	\$ 1,000	\$ 1,000	0.0%	0.0%	
55000 - Miscellaneous Contractual Exp	\$ -	\$ 2,867	\$ 2,867	\$ 2,867	\$ -	\$ -	\$ 10,000	\$ 10,000	0.0%	0.0%	
Commodities	\$ 12,691	\$ 2,460	\$ 13,087	\$ 20,616	\$ 19,055	\$ 3,100	\$ 23,750	\$ 23,750	80.2%	13.1%	
60000 - Office Supplies	\$ -	\$ -	\$ -	\$ -	\$ -	\$ -	\$ 500	\$ 500	0.0%	0.0%	

Judiciary & Public Safety Revenue Expense Budget Report - By Account Detail
Through December 31, 2023 (8.3% YTD, 7.69% Payroll Expense through Pay Period Ending 12/23/2023)
***2019, 2020, 2021, 2022 Actual Full Fiscal Year**

Department / Fund / Account Classification	2019 Actual Amount*	2020 Actual Amount*	2021 Actual Amount*	2022 Actual Amount*	2023 Actual Amount	2024 Actual Amount	2023 Adopted Budget	2024 Adopted Budget	2023 YTD% Actual/Budget	2024 YTD% Actual/Budget	2019 - 2024 Trend
60010 - Operating Supplies	\$ -	\$ -	\$ -	\$ -	\$ -	\$ -	\$ 500	\$ 500	0.0%	0.0%	
60020 - Computer Related Supplies	\$ -	\$ -	\$ 6,200	\$ -	\$ -	\$ -	\$ 1,000	\$ 1,000	0.0%	0.0%	
60050 - Books and Subscriptions	\$ -	\$ -	\$ -	\$ -	\$ -	\$ -	\$ 1,000	\$ 1,000	0.0%	0.0%	
60060 - Computer Software- Non Capital	\$ -	\$ -	\$ -	\$ -	\$ -	\$ -	\$ 500	\$ 500	0.0%	0.0%	
60070 - Computer Hardware- Non Capital	\$ -	\$ -	\$ -	\$ -	\$ -	\$ -	\$ 5,000	\$ 5,000	0.0%	0.0%	
60210 - Uniform Supplies	\$ -	\$ -	\$ -	\$ -	\$ -	\$ -	\$ 2,500	\$ 2,500	0.0%	0.0%	
60220 - Weapons and Ammunition	\$ -	\$ -	\$ -	\$ -	\$ -	\$ -	\$ -	\$ -	N/A	N/A	
60250 - Medical Supplies and Drugs	\$ 471	\$ -	\$ -	\$ -	\$ -	\$ -	\$ 250	\$ 250	0.0%	0.0%	
60520 - Incentives	\$ 12,220	\$ 2,460	\$ 5,070	\$ 13,203	\$ 14,157	\$ 3,100	\$ 2,500	\$ 2,500	566.3%	124.0%	
60540 - Testing Materials	\$ -	\$ -	\$ 1,817	\$ 7,413	\$ 4,898	\$ -	\$ 10,000	\$ 10,000	49.0%	0.0%	
Transfers Out	\$ 224,606	\$ 245,704	\$ 426,906	\$ 373,350	\$ 373,350	\$ -	\$ 373,350	\$ 373,350	100.0%	0.0%	
99000 - Transfer To Other Funds	\$ 224,606	\$ 245,704	\$ 426,906	\$ -	\$ -	\$ -	\$ -	\$ -	N/A	N/A	
99273 - Transfer to Fund 273	\$ -	\$ -	\$ -	\$ 373,350	\$ 373,350	\$ -	\$ 373,350	\$ 373,350	100.0%	0.0%	
Capital	\$ -	\$ 13,705	\$ 17,795	\$ 28,404	\$ -	\$ -	\$ -	\$ -	N/A	N/A	
70120 - Special Purpose Equipment	\$ -	\$ -	\$ -	\$ 28,404	\$ -	\$ -	\$ -	\$ -	N/A	N/A	
72010 - Building Improvements	\$ -	\$ 13,705	\$ 17,795	\$ -	\$ -	\$ -	\$ -	\$ -	N/A	N/A	
Contingency and Other	\$ -	\$ -	\$ -	\$ -	\$ -	\$ -	\$ -	\$ -	N/A	N/A	
89000 - Addition to Fund Balance	\$ -	\$ -	\$ -	\$ -	\$ -	\$ -	\$ -	\$ -	N/A	N/A	
271 Substance Abuse Screening	\$ 67,974	\$ 44,977	\$ 17,943	\$ (20,946)	\$ (27,807)	\$ 355	\$ -	\$ -	N/A	N/A	
Revenue	\$ 91,914	\$ 59,059	\$ 30,822	\$ 9,279	\$ 18,011	\$ 355	\$ 80,000	\$ 45,000	22.5%	0.8%	
Interest Revenue	\$ 12,274	\$ 7,913	\$ (39)	\$ (6,698)	\$ 5,268	\$ -	\$ -	\$ -	N/A	N/A	
38000 - Investment Income	\$ 12,274	\$ 7,913	\$ (39)	\$ (6,698)	\$ 5,268	\$ -	\$ -	\$ -	N/A	N/A	
Charges for Services	\$ 79,640	\$ 51,146	\$ 18,558	\$ 14,080	\$ 12,743	\$ 355	\$ 80,000	\$ 45,000	15.9%	0.8%	
34530 - Substance Abuse Screening Fees	\$ 79,640	\$ 51,146	\$ 18,558	\$ 14,080	\$ 12,743	\$ 355	\$ 80,000	\$ 45,000	15.9%	0.8%	
Transfers In	\$ -	\$ -	\$ 12,303	\$ 1,897	\$ -	\$ -	\$ -	\$ -	N/A	N/A	
39000 - Transfer From Other Funds	\$ -	\$ -	\$ 12,303	\$ 1,897	\$ -	\$ -	\$ -	\$ -	N/A	N/A	
Expenses	\$ 23,940	\$ 14,082	\$ 12,880	\$ 30,226	\$ 45,818	\$ -	\$ 80,000	\$ 45,000	57.3%	0.0%	
Contractual Services	\$ 23,602	\$ 14,082	\$ 12,504	\$ 30,122	\$ 44,955	\$ -	\$ 75,000	\$ 40,000	59.9%	0.0%	
50500 - Lab Services	\$ 23,602	\$ 14,054	\$ 12,466	\$ 30,122	\$ 44,955	\$ -	\$ 75,000	\$ 40,000	59.9%	0.0%	
53040 - General Advertising	\$ -	\$ 28	\$ 38	\$ -	\$ -	\$ -	\$ -	\$ -	N/A	N/A	
Commodities	\$ 338	\$ -	\$ 376	\$ 104	\$ 863	\$ -	\$ 5,000	\$ 5,000	17.3%	0.0%	
60250 - Medical Supplies and Drugs	\$ 338	\$ -	\$ 376	\$ 104	\$ 863	\$ -	\$ 5,000	\$ 5,000	17.3%	0.0%	
Contingency and Other	\$ -	\$ -	\$ -	\$ -	\$ -	\$ -	\$ -	\$ -	N/A	N/A	
89000 - Addition to Fund Balance	\$ -	\$ -	\$ -	\$ -	\$ -	\$ -	\$ -	\$ -	N/A	N/A	
273 Drug Court Special Resources	\$ 144,339	\$ 402,065	\$ 418,883	\$ 148,426	\$ 231,791	\$ (857)	\$ -	\$ -	N/A	N/A	

Judiciary & Public Safety Revenue Expense Budget Report - By Account Detail
Through December 31, 2023 (8.3% YTD, 7.69% Payroll Expense through Pay Period Ending 12/23/2023)
***2019, 2020, 2021, 2022 Actual Full Fiscal Year**

Department / Fund / Account Classification	2019 Actual Amount*	2020 Actual Amount*	2021 Actual Amount*	2022 Actual Amount*	2023 Actual Amount	2024 Actual Amount	2023 Adopted Budget	2024 Adopted Budget	2023 YTD% Actual/Budget	2024 YTD% Actual/Budget	2019 - 2024 Trend
Revenue	\$ 911,804	\$ 569,510	\$ 684,993	\$ 437,726	\$ 593,238	\$ -	\$ 622,517	\$ 622,517	95.3%	0.0%	
Interest Revenue	\$ 9,985	\$ 5,169	\$ 1,026	\$ (14,530)	\$ 13,499	\$ -	\$ -	\$ -	N/A	N/A	
38000 - Investment Income	\$ 9,985	\$ 5,169	\$ 1,026	\$ (14,530)	\$ 13,499	\$ -	\$ -	\$ -	N/A	N/A	
Charges for Services	\$ 78,816	\$ 67,673	\$ 82,374	\$ 73,696	\$ 75,389	\$ -	\$ 80,000	\$ 80,000	94.2%	0.0%	
34820 - Drug Court Fees	\$ 78,816	\$ 67,673	\$ 82,374	\$ 73,696	\$ 75,389	\$ -	\$ 80,000	\$ 80,000	94.2%	0.0%	
Fines	\$ 1,620	\$ 945	\$ 120	\$ 210	\$ -	\$ -	\$ 2,500	\$ 2,500	0.0%	0.0%	
36020 - Drug Fines	\$ 1,620	\$ 945	\$ 120	\$ 210	\$ -	\$ -	\$ 2,500	\$ 2,500	0.0%	0.0%	
Grants	\$ 80,747	\$ 138,420	\$ 166,667	\$ -	\$ 131,000	\$ -	\$ 166,667	\$ 166,667	78.6%	0.0%	
32115 - Bureau of Justice Assistance Grant	\$ 80,747	\$ 138,420	\$ 166,667	\$ -	\$ 131,000	\$ -	\$ 166,667	\$ 166,667	78.6%	0.0%	
Transfers In	\$ 740,635	\$ 357,303	\$ 434,806	\$ 378,350	\$ 373,350	\$ -	\$ 373,350	\$ 373,350	100.0%	0.0%	
39000 - Transfer From Other Funds	\$ 740,635	\$ 357,303	\$ 434,806	\$ 5,000	\$ -	\$ -	\$ -	\$ -	N/A	N/A	
39270 - Transfer from Fund 270	\$ -	\$ -	\$ -	\$ 373,350	\$ 373,350	\$ -	\$ 373,350	\$ 373,350	100.0%	0.0%	
Expenses	\$ 767,465	\$ 167,445	\$ 266,110	\$ 289,300	\$ 361,447	\$ 857	\$ 622,517	\$ 622,517	58.1%	0.1%	
Personnel Services- Salaries & Wages	\$ 356,527	\$ -	\$ -	\$ -	\$ -	\$ -	\$ -	\$ -	N/A	N/A	
40000 - Salaries and Wages	\$ 354,610	\$ -	\$ -	\$ -	\$ -	\$ -	\$ -	\$ -	N/A	N/A	
40200 - Overtime Salaries	\$ 1,918	\$ -	\$ -	\$ -	\$ -	\$ -	\$ -	\$ -	N/A	N/A	
Personnel Services- Employee Benefits	\$ 112,187	\$ -	\$ -	\$ -	\$ -	\$ -	\$ -	\$ -	N/A	N/A	
45000 - Healthcare Contribution	\$ 57,866	\$ -	\$ -	\$ -	\$ -	\$ -	\$ -	\$ -	N/A	N/A	
45010 - Dental Contribution	\$ 2,239	\$ -	\$ -	\$ -	\$ -	\$ -	\$ -	\$ -	N/A	N/A	
45100 - FICA/SS Contribution	\$ 26,483	\$ -	\$ -	\$ -	\$ -	\$ -	\$ -	\$ -	N/A	N/A	
45200 - IMRF Contribution	\$ 25,600	\$ -	\$ -	\$ -	\$ -	\$ -	\$ -	\$ -	N/A	N/A	
Contractual Services	\$ 274,905	\$ 157,537	\$ 255,144	\$ 279,891	\$ 343,587	\$ 857	\$ 602,817	\$ 602,817	57.0%	0.1%	
50150 - Contractual/Consulting Services	\$ 36,206	\$ 34,911	\$ 33,146	\$ 35,102	\$ 38,565	\$ -	\$ 238,030	\$ 188,030	16.2%	0.0%	
50200 - Psychological/Psychiatric Svcs	\$ 2,260	\$ -	\$ -	\$ -	\$ 78	\$ -	\$ -	\$ -	N/A	N/A	
50340 - Software Licensing Cost	\$ -	\$ -	\$ -	\$ 141	\$ 50	\$ -	\$ -	\$ -	N/A	N/A	
50500 - Lab Services	\$ 33,773	\$ 18,208	\$ 27,667	\$ 66,166	\$ 101,455	\$ -	\$ 40,000	\$ 90,000	253.6%	0.0%	
50630 - Halfway House	\$ 11,970	\$ 18,595	\$ 12,643	\$ 15,588	\$ 22,035	\$ 857	\$ 28,400	\$ 28,400	77.6%	3.0%	
50640 - Residential Treatment	\$ 160,835	\$ 67,804	\$ 156,575	\$ 150,284	\$ 159,600	\$ -	\$ 280,787	\$ 280,787	56.8%	0.0%	
52230 - Repairs and Maint- Vehicles	\$ 3,019	\$ 2,707	\$ 2,240	\$ 1,189	\$ 1,897	\$ -	\$ 3,000	\$ 3,000	63.2%	0.0%	
52240 - Repairs and Maint- Office Equip	\$ -	\$ 124	\$ 124	\$ 124	\$ 213	\$ -	\$ -	\$ -	N/A	N/A	
53000 - Liability Insurance	\$ 7,354	\$ -	\$ -	\$ -	\$ -	\$ -	\$ -	\$ -	N/A	N/A	
53010 - Workers Compensation	\$ 9,831	\$ -	\$ -	\$ -	\$ -	\$ -	\$ -	\$ -	N/A	N/A	
53020 - Unemployment Claims	\$ 433	\$ -	\$ -	\$ -	\$ -	\$ -	\$ -	\$ -	N/A	N/A	
53040 - General Advertising	\$ -	\$ -	\$ 32	\$ -	\$ -	\$ -	\$ -	\$ -	N/A	N/A	
53100 - Conferences and Meetings	\$ 5,930	\$ 14,569	\$ 21,187	\$ 6,957	\$ 8,791	\$ -	\$ 10,000	\$ 10,000	87.9%	0.0%	
53110 - Employee Training	\$ 2,873	\$ -	\$ 1,311	\$ 87	\$ 6,716	\$ -	\$ 1,500	\$ 1,500	447.8%	0.0%	
53120 - Employee Mileage Expense	\$ 280	\$ 619	\$ 78	\$ 39	\$ 39	\$ -	\$ 600	\$ 600	6.4%	0.0%	

Judiciary & Public Safety Revenue Expense Budget Report - By Account Detail
Through December 31, 2023 (8.3% YTD, 7.69% Payroll Expense through Pay Period Ending 12/23/2023)
***2019, 2020, 2021, 2022 Actual Full Fiscal Year**

Department / Fund / Account Classification	2019 Actual Amount*	2020 Actual Amount*	2021 Actual Amount*	2022 Actual Amount*	2023 Actual Amount	2024 Actual Amount	2023 Adopted Budget	2024 Adopted Budget	2023 YTD% Actual/Budget	2024 YTD% Actual/Budget	2019 - 2024 Trend
53130 - General Association Dues	\$ 140	\$ -	\$ 140	\$ -	\$ 150	\$ -	\$ 500	\$ 500	30.0%	0.0%	
55000 - Miscellaneous Contractual Exp	\$ -	\$ -	\$ -	\$ 4,213	\$ 3,999	\$ -	\$ -	\$ -	N/A	N/A	
Commodities	\$ 23,476	\$ 9,908	\$ 10,966	\$ 9,408	\$ 17,860	\$ -	\$ 19,700	\$ 19,700	90.7%	0.0%	
60000 - Office Supplies	\$ 236	\$ 100	\$ 752	\$ 518	\$ 53	\$ -	\$ 500	\$ 500	10.6%	0.0%	
60010 - Operating Supplies	\$ 167	\$ 598	\$ 724	\$ 604	\$ 892	\$ -	\$ 500	\$ 500	178.4%	0.0%	
60040 - Postage	\$ -	\$ -	\$ -	\$ -	\$ 38	\$ -	\$ 200	\$ 200	18.9%	0.0%	
60050 - Books and Subscriptions	\$ 654	\$ 1,763	\$ 1,160	\$ 184	\$ 2,877	\$ -	\$ 1,500	\$ 1,500	191.8%	0.0%	
60250 - Medical Supplies and Drugs	\$ 338	\$ 506	\$ 225	\$ 865	\$ 475	\$ -	\$ 500	\$ 500	95.0%	0.0%	
60450 - Drug Court Graduation Supplies	\$ 1,326	\$ 940	\$ 1,731	\$ 973	\$ 1,525	\$ -	\$ 2,000	\$ 2,000	76.2%	0.0%	
60530 - Sanction Incentives	\$ 16,231	\$ 2,746	\$ 4,168	\$ 3,440	\$ 8,173	\$ -	\$ 10,000	\$ 10,000	81.7%	0.0%	
60550 - Peer Group Activities Supplies	\$ 2,487	\$ 1,456	\$ 910	\$ 1,294	\$ 3,073	\$ -	\$ 2,000	\$ 2,000	153.7%	0.0%	
63040 - Fuel- Vehicles	\$ 2,037	\$ 1,799	\$ 1,297	\$ 1,531	\$ 555	\$ -	\$ 2,500	\$ 2,500	22.2%	0.0%	
65000 - Miscellaneous Supplies	\$ -	\$ -	\$ -	\$ -	\$ 201	\$ -	\$ -	\$ -	N/A	N/A	
Capital	\$ 370	\$ -	\$ -	\$ -	\$ -	\$ -	\$ -	\$ -	N/A	N/A	
70060 - Communications Equipment	\$ 232	\$ -	\$ -	\$ -	\$ -	\$ -	\$ -	\$ -	N/A	N/A	
70120 - Special Purpose Equipment	\$ 138	\$ -	\$ -	\$ -	\$ -	\$ -	\$ -	\$ -	N/A	N/A	
Contingency and Other	\$ -	\$ -	\$ -	\$ -	\$ -	\$ -	\$ -	\$ -	N/A	N/A	
89000 - Addition to Fund Balance	\$ -	\$ -	\$ -	\$ -	\$ -	\$ -	\$ -	\$ -	N/A	N/A	
275 Juvenile Drug Court	\$ 35,575	\$ (87,323)	\$ -	\$ -	\$ -	\$ -	\$ -	\$ -	N/A	N/A	
Revenue	\$ 35,575	\$ 24,164	\$ -	\$ -	\$ -	\$ -	\$ -	\$ -	N/A	N/A	
Interest Revenue	\$ 1,796	\$ 1,618	\$ -	\$ -	\$ -	\$ -	\$ -	\$ -	N/A	N/A	
38000 - Investment Income	\$ 1,796	\$ 1,618	\$ -	\$ -	\$ -	\$ -	\$ -	\$ -	N/A	N/A	
Other	\$ -	\$ -	\$ -	\$ -	\$ -	\$ -	\$ -	\$ -	N/A	N/A	
39900 - Fund Balance Utilization	\$ -	\$ -	\$ -	\$ -	\$ -	\$ -	\$ -	\$ -	N/A	N/A	
Charges for Services	\$ 33,778	\$ 22,546	\$ -	\$ -	\$ -	\$ -	\$ -	\$ -	N/A	N/A	
34820 - Drug Court Fees	\$ 33,778	\$ 22,546	\$ -	\$ -	\$ -	\$ -	\$ -	\$ -	N/A	N/A	
Transfers In	\$ -	\$ -	\$ -	\$ -	\$ -	\$ -	\$ -	\$ -	N/A	N/A	
39000 - Transfer From Other Funds	\$ -	\$ -	\$ -	\$ -	\$ -	\$ -	\$ -	\$ -	N/A	N/A	
Expenses	\$ -	\$ 111,486	\$ -	\$ -	\$ -	\$ -	\$ -	\$ -	N/A	N/A	
Transfers Out	\$ -	\$ 111,486	\$ -	\$ -	\$ -	\$ -	\$ -	\$ -	N/A	N/A	
99000 - Transfer To Other Funds	\$ -	\$ 111,486	\$ -	\$ -	\$ -	\$ -	\$ -	\$ -	N/A	N/A	
Contingency and Other	\$ -	\$ -	\$ -	\$ -	\$ -	\$ -	\$ -	\$ -	N/A	N/A	
89000 - Addition to Fund Balance	\$ -	\$ -	\$ -	\$ -	\$ -	\$ -	\$ -	\$ -	N/A	N/A	
276 Probation Victim Services	\$ (9,602)	\$ (2,600)	\$ 13,119	\$ 10,233	\$ 11,861	\$ -	\$ -	\$ -	N/A	N/A	
Revenue	\$ 14,398	\$ 9,400	\$ 13,119	\$ 10,233	\$ 11,861	\$ -	\$ 10,000	\$ 10,000	118.6%	0.0%	

Judiciary & Public Safety Revenue Expense Budget Report - By Account Detail
Through December 31, 2023 (8.3% YTD, 7.69% Payroll Expense through Pay Period Ending 12/23/2023)
***2019, 2020, 2021, 2022 Actual Full Fiscal Year**

Department / Fund / Account Classification	2019 Actual Amount*	2020 Actual Amount*	2021 Actual Amount*	2022 Actual Amount*	2023 Actual Amount	2024 Actual Amount	2023 Adopted Budget	2024 Adopted Budget	2023 YTD% Actual/Budget	2024 YTD% Actual/Budget	2019 - 2024 Trend
Interest Revenue	\$ 852	\$ 177	\$ (6)	\$ (565)	\$ 404	\$ -	\$ -	\$ -	N/A	N/A	
38000 - Investment Income	\$ 852	\$ 177	\$ (6)	\$ (565)	\$ 404	\$ -	\$ -	\$ -	N/A	N/A	
Other	\$ -	\$ -	\$ -	\$ -	\$ -	\$ -	\$ -	\$ -	N/A	N/A	
39900 - Fund Balance Utilization	\$ -	\$ -	\$ -	\$ -	\$ -	\$ -	\$ -	\$ -	N/A	N/A	
Charges for Services	\$ 13,546	\$ 9,222	\$ 13,125	\$ 10,798	\$ 9,257	\$ -	\$ 10,000	\$ 10,000	92.6%	0.0%	
35180 - Probation Victim Services Fees	\$ 13,546	\$ 9,222	\$ 13,125	\$ 10,798	\$ 9,257	\$ -	\$ 10,000	\$ 10,000	92.6%	0.0%	
Transfers In	\$ -	\$ -	\$ -	\$ -	\$ 2,200	\$ -	\$ -	\$ -	N/A	N/A	
39000 - Transfer From Other Funds	\$ -	\$ -	\$ -	\$ -	\$ 2,200	\$ -	\$ -	\$ -	N/A	N/A	
Expenses	\$ 24,000	\$ 12,000	\$ -	\$ -	\$ -	\$ -	\$ 10,000	\$ 10,000	0.0%	0.0%	
Contractual Services	\$ 12,000	\$ 12,000	\$ -	\$ -	\$ -	\$ -	\$ 10,000	\$ 10,000	0.0%	0.0%	
50590 - Professional Services	\$ 12,000	\$ 12,000	\$ -	\$ -	\$ -	\$ -	\$ 10,000	\$ 10,000	0.0%	0.0%	
Transfers Out	\$ 12,000	\$ -	\$ -	\$ -	\$ -	\$ -	\$ -	\$ -	N/A	N/A	
99000 - Transfer To Other Funds	\$ 12,000	\$ -	\$ -	\$ -	\$ -	\$ -	\$ -	\$ -	N/A	N/A	
Contingency and Other	\$ -	\$ -	\$ -	\$ -	\$ -	\$ -	\$ -	\$ -	N/A	N/A	
89000 - Addition to Fund Balance	\$ -	\$ -	\$ -	\$ -	\$ -	\$ -	\$ -	\$ -	N/A	N/A	
277 Victim Impact Panel	\$ 4,674	\$ 8,865	\$ (9)	\$ (45)	\$ 7,673	\$ -	\$ -	\$ -	N/A	N/A	
Revenue	\$ 27,424	\$ 8,865	\$ (9)	\$ (45)	\$ 7,673	\$ -	\$ -	\$ -	N/A	N/A	
Interest Revenue	\$ 74	\$ 25	\$ (9)	\$ (45)	\$ 73	\$ -	\$ -	\$ -	N/A	N/A	
38000 - Investment Income	\$ 74	\$ 25	\$ (9)	\$ (45)	\$ 73	\$ -	\$ -	\$ -	N/A	N/A	
Charges for Services	\$ 27,350	\$ 8,840	\$ -	\$ -	\$ -	\$ -	\$ -	\$ -	N/A	N/A	
35365 - Victim Impact Panel Fees	\$ 27,350	\$ 8,840	\$ -	\$ -	\$ -	\$ -	\$ -	\$ -	N/A	N/A	
Transfers In	\$ -	\$ -	\$ -	\$ -	\$ 7,600	\$ -	\$ -	\$ -	N/A	N/A	
39000 - Transfer From Other Funds	\$ -	\$ -	\$ -	\$ -	\$ 7,600	\$ -	\$ -	\$ -	N/A	N/A	
Expenses	\$ 22,750	\$ -	\$ -	\$ -	\$ -	\$ -	\$ -	\$ -	N/A	N/A	
Contractual Services	\$ 22,750	\$ -	\$ -	\$ -	\$ -	\$ -	\$ -	\$ -	N/A	N/A	
50150 - Contractual/Consulting Services	\$ 22,750	\$ -	\$ -	\$ -	\$ -	\$ -	\$ -	\$ -	N/A	N/A	
Commodities	\$ -	\$ -	\$ -	\$ -	\$ -	\$ -	\$ -	\$ -	N/A	N/A	
60000 - Office Supplies	\$ -	\$ -	\$ -	\$ -	\$ -	\$ -	\$ -	\$ -	N/A	N/A	
60010 - Operating Supplies	\$ -	\$ -	\$ -	\$ -	\$ -	\$ -	\$ -	\$ -	N/A	N/A	
Transfers Out	\$ -	\$ -	\$ -	\$ -	\$ -	\$ -	\$ -	\$ -	N/A	N/A	
99000 - Transfer To Other Funds	\$ -	\$ -	\$ -	\$ -	\$ -	\$ -	\$ -	\$ -	N/A	N/A	
Contingency and Other	\$ -	\$ -	\$ -	\$ -	\$ -	\$ -	\$ -	\$ -	N/A	N/A	
89000 - Addition to Fund Balance	\$ -	\$ -	\$ -	\$ -	\$ -	\$ -	\$ -	\$ -	N/A	N/A	
278 Juvenile Justice Donation Fund	\$ (212)	\$ (1,292)	\$ 666	\$ 486	\$ 868	\$ -	\$ -	\$ -	N/A	N/A	

Judiciary & Public Safety Revenue Expense Budget Report - By Account Detail
 Through December 31, 2023 (8.3% YTD, 7.69% Payroll Expense through Pay Period Ending 12/23/2023)
 *2019, 2020, 2021, 2022 Actual Full Fiscal Year

Department / Fund / Account Classification	2019 Actual Amount*	2020 Actual Amount*	2021 Actual Amount*	2022 Actual Amount*	2023 Actual Amount	2024 Actual Amount	2023 Adopted Budget	2024 Adopted Budget	2023 YTD% Actual/Budget	2024 YTD% Actual/Budget	2019 - 2024 Trend
Revenue	\$ 519	\$ 324	\$ 689	\$ 748	\$ 1,084	\$ -	\$ 700	\$ 700	154.9%	0.0%	
Interest Revenue	\$ 155	\$ 76	\$ (2)	\$ (77)	\$ 55	\$ -	\$ 125	\$ 125	44.0%	0.0%	
38000 - Investment Income	\$ 155	\$ 76	\$ (2)	\$ (77)	\$ 55	\$ -	\$ 125	\$ 125	44.0%	0.0%	
Other	\$ 365	\$ 248	\$ 691	\$ 825	\$ 1,029	\$ -	\$ 575	\$ 575	179.0%	0.0%	
38520 - General Donations	\$ 365	\$ 248	\$ 691	\$ 825	\$ 1,029	\$ -	\$ -	\$ -	N/A	N/A	
38900 - Miscellaneous Other	\$ -	\$ -	\$ -	\$ -	\$ -	\$ -	\$ 575	\$ 575	0.0%	0.0%	
Expenses	\$ 732	\$ 1,616	\$ 23	\$ 262	\$ 216	\$ -	\$ 700	\$ 700	30.9%	0.0%	
Commodities	\$ 732	\$ 1,616	\$ 23	\$ 262	\$ 216	\$ -	\$ 700	\$ 700	30.9%	0.0%	
60050 - Books and Subscriptions	\$ 732	\$ -	\$ -	\$ -	\$ 216	\$ -	\$ 600	\$ 600	36.1%	0.0%	
65000 - Miscellaneous Supplies	\$ -	\$ 1,616	\$ 23	\$ 262	\$ -	\$ -	\$ 100	\$ 100	0.0%	0.0%	
759 Court Svcs Employee Education	\$ -	\$ -	\$ (0)	\$ (2)	\$ -	\$ -	\$ 200	\$ 200	0.0%	0.0%	
Revenue	\$ -	\$ -	\$ (0)	\$ (2)	\$ -	\$ -	\$ 100	\$ 100	0.0%	0.0%	
Interest Revenue	\$ -	\$ -	\$ (0)	\$ (2)	\$ -	\$ -	\$ 100	\$ 100	0.0%	0.0%	
38000 - Investment Income	\$ -	\$ -	\$ (0)	\$ (2)	\$ -	\$ -	\$ 100	\$ 100	0.0%	0.0%	
Expenses	\$ -	\$ -	\$ -	\$ -	\$ -	\$ -	\$ 100	\$ 100	0.0%	0.0%	
Contingency and Other	\$ -	\$ -	\$ -	\$ -	\$ -	\$ -	\$ 100	\$ 100	0.0%	0.0%	
89000 - Addition to Fund Balance	\$ -	\$ -	\$ -	\$ -	\$ -	\$ -	\$ 100	\$ 100	0.0%	0.0%	
Grand Total	\$ (6,123,504)	\$ (3,837,746)	\$ (5,187,035)	\$ (6,102,873)	\$ (6,989,194)	\$ (845,672)					

Judiciary & Public Safety Revenue Expense Budget Report - By Account Detail
Through December 31, 2023 (8.3% YTD, 7.69% Payroll Expense through Pay Period Ending 12/23/2023)
***2019, 2020, 2021, 2022 Actual Full Fiscal Year**

Department / Fund / Account Classification	2019 Actual Amount*	2020 Actual Amount*	2021 Actual Amount*	2022 Actual Amount*	2023 Actual Amount	2024 Actual Amount	2023 Adopted Budget	2024 Adopted Budget	2023 YTD% Actual/Budget	2024 YTD% Actual/Budget	2019 - 2024 Trend
490 Coroner	\$ (1,104,139)	\$ (1,310,145)	\$ (1,402,796)	\$ (1,526,142)	\$ (1,484,844)	\$ (87,478)					
001 General Fund	\$ (1,150,308)	\$ (1,376,902)	\$ (1,422,973)	\$ (1,580,012)	\$ (1,609,896)	\$ (81,049)					
Revenue	\$ 38,047	\$ -	\$ -	\$ -	\$ -	\$ -	\$ -	\$ -	N/A	N/A	
Charges for Services	\$ 30,000	\$ -	\$ -	\$ -	\$ -	\$ -	\$ -	\$ -	N/A	N/A	
34560 - County Coroner Fees	\$ 30,000	\$ -	\$ -	\$ -	\$ -	\$ -	\$ -	\$ -	N/A	N/A	
Transfers In	\$ 8,047	\$ -	\$ -	\$ -	\$ -	\$ -	\$ -	\$ -	N/A	N/A	
39000 - Transfer From Other Funds	\$ 8,047	\$ -	\$ -	\$ -	\$ -	\$ -	\$ -	\$ -	N/A	N/A	
Expenses	\$ 1,188,355	\$ 1,376,902	\$ 1,422,973	\$ 1,580,012	\$ 1,609,896	\$ 81,049	\$ 1,517,905	\$ 1,455,434	106.1%	5.6%	
Personnel Services- Salaries & Wages	\$ 628,314	\$ 637,169	\$ 715,456	\$ 781,458	\$ 835,617	\$ 55,413	\$ 780,566	\$ 828,234	107.1%	6.7%	
40000 - Salaries and Wages	\$ 545,207	\$ 562,409	\$ 625,112	\$ 680,517	\$ 731,357	\$ 49,418	\$ 697,697	\$ 724,441	104.8%	6.8%	
40002 - Non-Union Wage Increase	\$ -	\$ -	\$ -	\$ -	\$ -	\$ -	\$ 15,164	\$ -	0.0%	N/A	
40005 - New Position Budget Moved to Contin	\$ -	\$ -	\$ -	\$ -	\$ -	\$ -	\$ (36,400)	\$ -	0.0%	N/A	
40009 - Salaries and Wages Subsidy	\$ -	\$ (10,848)	\$ -	\$ -	\$ -	\$ -	\$ -	\$ -	N/A	N/A	
40200 - Overtime Salaries	\$ 78,433	\$ 86,582	\$ 90,344	\$ 100,941	\$ 104,259	\$ 5,995	\$ 104,105	\$ 103,793	100.1%	5.8%	
40209 - Overtime Subsidy	\$ -	\$ (974)	\$ -	\$ -	\$ -	\$ -	\$ -	\$ -	N/A	N/A	
40300 - Employee Per Diem	\$ 4,674	\$ -	\$ -	\$ -	\$ -	\$ -	\$ -	\$ -	N/A	N/A	
Personnel Services- Employee Benefits	\$ 150,374	\$ 159,863	\$ 157,936	\$ 181,642	\$ 197,416	\$ -	\$ 197,259	\$ -	100.1%	N/A	
45000 - Healthcare Contribution	\$ 146,230	\$ 156,104	\$ 152,791	\$ 176,582	\$ 192,312	\$ -	\$ 192,231	\$ -	100.0%	N/A	
45009 - Healthcare Subsidy	\$ -	\$ (386)	\$ -	\$ -	\$ -	\$ -	\$ -	\$ -	N/A	N/A	
45010 - Dental Contribution	\$ 4,144	\$ 4,153	\$ 5,145	\$ 5,060	\$ 5,104	\$ -	\$ 5,028	\$ -	101.5%	N/A	
45019 - Dental Subsidy	\$ -	\$ (8)	\$ -	\$ -	\$ -	\$ -	\$ -	\$ -	N/A	N/A	
Contractual Services	\$ 402,294	\$ 575,324	\$ 537,341	\$ 607,312	\$ 565,662	\$ 25,408	\$ 524,580	\$ 611,700	107.8%	4.2%	
50150 - Contractual/Consulting Services	\$ 137	\$ 126	\$ 408	\$ 1,218	\$ -	\$ -	\$ -	\$ -	N/A	N/A	
50235 - Public Health Services - Coronavirus	\$ -	\$ -	\$ -	\$ -	\$ -	\$ -	\$ -	\$ -	N/A	N/A	
50430 - Autopsies/Consulting	\$ 304,375	\$ 455,700	\$ 416,650	\$ 458,782	\$ 451,000	\$ 18,000	\$ 399,000	\$ 460,500	113.0%	3.9%	
50440 - Forensic Expense	\$ 4,115	\$ -	\$ 1,327	\$ 5,445	\$ 726	\$ -	\$ 5,000	\$ 5,000	14.5%	0.0%	
50450 - Toxicology Expense	\$ 76,397	\$ 102,672	\$ 104,109	\$ 121,444	\$ 100,871	\$ 6,513	\$ 96,380	\$ 122,000	104.7%	5.3%	
50470 - X-Rays	\$ -	\$ 1,327	\$ -	\$ -	\$ -	\$ -	\$ -	\$ -	N/A	N/A	
52230 - Repairs and Maint- Vehicles	\$ 4,847	\$ 6,260	\$ 4,379	\$ 5,177	\$ 2,114	\$ -	\$ 7,500	\$ 7,500	28.2%	0.0%	
53100 - Conferences and Meetings	\$ 1,632	\$ 801	\$ 372	\$ 956	\$ 1,845	\$ -	\$ 3,000	\$ 3,000	61.5%	0.0%	
53120 - Employee Mileage Expense	\$ 356	\$ 346	\$ -	\$ 130	\$ -	\$ -	\$ -	\$ -	N/A	N/A	
53130 - General Association Dues	\$ 1,719	\$ 2,070	\$ 170	\$ 3,027	\$ 690	\$ 850	\$ 3,200	\$ 3,200	21.6%	26.6%	
55000 - Miscellaneous Contractual Exp	\$ 8,718	\$ 6,021	\$ 9,925	\$ 11,135	\$ 8,416	\$ 45	\$ 10,500	\$ 10,500	80.2%	0.4%	
Commodities	\$ 7,373	\$ 4,546	\$ 12,241	\$ 9,600	\$ 11,202	\$ 228	\$ 15,500	\$ 15,500	72.3%	1.5%	
60010 - Operating Supplies	\$ -	\$ -	\$ -	\$ -	\$ -	\$ -	\$ -	\$ -	N/A	N/A	
60050 - Books and Subscriptions	\$ 215	\$ 385	\$ 299	\$ 436	\$ 540	\$ 228	\$ 500	\$ 500	108.0%	45.7%	
60265 - Public Health Commodities - Coronavi	\$ -	\$ -	\$ -	\$ -	\$ -	\$ -	\$ -	\$ -	N/A	N/A	

Judiciary & Public Safety Revenue Expense Budget Report - By Account Detail
Through December 31, 2023 (8.3% YTD, 7.69% Payroll Expense through Pay Period Ending 12/23/2023)
***2019, 2020, 2021, 2022 Actual Full Fiscal Year**

Department / Fund / Account Classification	2019 Actual Amount*	2020 Actual Amount*	2021 Actual Amount*	2022 Actual Amount*	2023 Actual Amount	2024 Actual Amount	2023 Adopted Budget	2024 Adopted Budget	2023 YTD% Actual/Budget	2024 YTD% Actual/Budget	2019 - 2024 Trend
63040 - Fuel- Vehicles	\$ 7,158	\$ 4,161	\$ 11,942	\$ 9,165	\$ 10,662	\$ -	\$ 15,000	\$ 15,000	71.1%	0.0%	
Transfers Out	\$ -	\$ -	\$ -	\$ -	\$ -	\$ -	\$ -	\$ -	N/A	N/A	
99200 - Transfer to Fund 200	\$ -	\$ -	\$ -	\$ -	\$ -	\$ -	\$ -	\$ -	N/A	N/A	
289 Coroner Administration	\$ 46,169	\$ 66,757	\$ 20,182	\$ 53,927	\$ 125,015	\$ (6,429)	\$ -	\$ -	N/A	N/A	
Revenue	\$ 127,673	\$ 159,930	\$ 134,955	\$ 187,255	\$ 209,240	\$ 625	\$ 204,808	\$ 301,500	102.2%	0.2%	
Interest Revenue	\$ 4,049	\$ 2,927	\$ (9)	\$ (3,858)	\$ 2,914	\$ -	\$ -	\$ -	N/A	N/A	
38000 - Investment Income	\$ 4,049	\$ 2,927	\$ (9)	\$ (3,858)	\$ 2,914	\$ -	\$ -	\$ -	N/A	N/A	
Other	\$ 425	\$ -	\$ -	\$ -	\$ -	\$ -	\$ 23,038	\$ 24,000	0.0%	0.0%	
38530 - Auction Sales	\$ 425	\$ -	\$ -	\$ -	\$ -	\$ -	\$ -	\$ -	N/A	N/A	
39900 - Fund Balance Utilization	\$ -	\$ -	\$ -	\$ -	\$ -	\$ -	\$ 23,038	\$ 24,000	0.0%	0.0%	
Reimbursements	\$ 87	\$ -	\$ -	\$ -	\$ -	\$ -	\$ -	\$ -	N/A	N/A	
37620 - Direct Cremation Reimbursement	\$ -	\$ -	\$ -	\$ -	\$ -	\$ -	\$ -	\$ -	N/A	N/A	
37900 - Miscellaneous Reimbursement	\$ 87	\$ -	\$ -	\$ -	\$ -	\$ -	\$ -	\$ -	N/A	N/A	
Charges for Services	\$ 118,700	\$ 152,667	\$ 131,042	\$ 176,782	\$ 202,961	\$ 625	\$ 176,417	\$ 270,000	115.0%	0.2%	
34560 - County Coroner Fees	\$ 109,625	\$ 141,282	\$ 121,517	\$ 162,357	\$ 192,086	\$ 625	\$ 165,167	\$ 260,000	116.3%	0.2%	
34570 - Body Bag Fees	\$ 9,075	\$ 11,385	\$ 9,525	\$ 14,425	\$ 10,875	\$ -	\$ 11,250	\$ 10,000	96.7%	0.0%	
Grants	\$ 4,412	\$ 4,336	\$ 3,922	\$ 14,331	\$ 3,365	\$ -	\$ 5,353	\$ 7,500	62.9%	0.0%	
33705 - Death Certificate Surcharge Grant	\$ 4,412	\$ 4,336	\$ 3,922	\$ 14,331	\$ 3,365	\$ -	\$ 5,353	\$ 7,500	62.9%	0.0%	
Expenses	\$ 81,504	\$ 93,172	\$ 114,774	\$ 133,328	\$ 84,225	\$ 7,054	\$ 204,808	\$ 301,500	41.1%	2.3%	
Contractual Services	\$ 17,284	\$ 34,266	\$ 32,266	\$ 31,084	\$ 30,088	\$ 3,030	\$ 51,308	\$ 73,000	58.6%	4.2%	
50385 - Direct Cremation	\$ 2,729	\$ 5,040	\$ 6,082	\$ 3,549	\$ 2,600	\$ -	\$ 7,500	\$ 7,500	34.7%	0.0%	
52230 - Repairs and Maint- Vehicles	\$ 25	\$ -	\$ -	\$ -	\$ -	\$ -	\$ -	\$ -	N/A	N/A	
53100 - Conferences and Meetings	\$ 3,667	\$ 2,153	\$ 3,666	\$ 2,801	\$ 2,077	\$ -	\$ 4,000	\$ 8,000	51.9%	0.0%	
53110 - Employee Training	\$ 1,229	\$ 3,771	\$ 4,267	\$ 1,694	\$ 8,191	\$ -	\$ 8,208	\$ 10,000	99.8%	0.0%	
53120 - Employee Mileage Expense	\$ -	\$ -	\$ -	\$ -	\$ -	\$ -	\$ -	\$ -	N/A	N/A	
53130 - General Association Dues	\$ -	\$ 549	\$ 2,888	\$ 7,712	\$ 1,285	\$ 1,030	\$ 5,600	\$ 7,500	22.9%	13.7%	
55000 - Miscellaneous Contractual Exp	\$ 9,633	\$ 22,752	\$ 15,363	\$ 15,327	\$ 15,935	\$ 2,000	\$ 26,000	\$ 40,000	61.3%	5.0%	
Commodities	\$ 56,174	\$ 49,431	\$ 67,910	\$ 53,869	\$ 54,137	\$ 4,024	\$ 88,500	\$ 133,500	61.2%	3.0%	
60000 - Office Supplies	\$ 3,313	\$ 1,752	\$ 3,794	\$ 3,048	\$ 2,341	\$ -	\$ 3,500	\$ 3,500	66.9%	0.0%	
60010 - Operating Supplies	\$ 44,780	\$ 42,402	\$ 44,984	\$ 39,785	\$ 50,670	\$ 1,936	\$ 70,000	\$ 86,000	72.4%	2.3%	
60025 - Lab Supplies	\$ -	\$ -	\$ -	\$ -	\$ -	\$ -	\$ -	\$ 24,000	N/A	0.0%	
60050 - Books and Subscriptions	\$ -	\$ -	\$ -	\$ 432	\$ -	\$ -	\$ -	\$ -	N/A	N/A	
60210 - Uniform Supplies	\$ 2,447	\$ 3,115	\$ 3,740	\$ 3,815	\$ 1,126	\$ 60	\$ 5,000	\$ 8,000	22.5%	0.8%	
60280 - Body Bags	\$ 5,453	\$ 1,361	\$ 2,604	\$ 6,790	\$ -	\$ 2,028	\$ 10,000	\$ 12,000	0.0%	16.9%	
60290 - Photography Supplies	\$ 180	\$ 800	\$ -	\$ -	\$ -	\$ -	\$ -	\$ -	N/A	N/A	
65015 - Miscellaneous Operating Commodity E	\$ -	\$ -	\$ 12,787	\$ -	\$ -	\$ -	\$ -	\$ -	N/A	N/A	

Judiciary & Public Safety Revenue Expense Budget Report - By Account Detail
 Through December 31, 2023 (8.3% YTD, 7.69% Payroll Expense through Pay Period Ending 12/23/2023)
 *2019, 2020, 2021, 2022 Actual Full Fiscal Year

Department / Fund / Account Classification	2019 Actual Amount*	2020 Actual Amount*	2021 Actual Amount*	2022 Actual Amount*	2023 Actual Amount	2024 Actual Amount	2023 Adopted Budget	2024 Adopted Budget	2023 YTD% Actual/Budget	2024 YTD% Actual/Budget	2019 - 2024 Trend
Transfers Out	\$ 8,047	\$ -	\$ -	\$ -	\$ -	\$ -	\$ -	\$ -	N/A	N/A	
99000 - Transfer To Other Funds	\$ 8,047	\$ -	\$ -	\$ -	\$ -	\$ -	\$ -	\$ -	N/A	N/A	
Capital	\$ -	\$ 9,476	\$ 14,598	\$ 48,375	\$ -	\$ -	\$ 65,000	\$ 95,000	0.0%	0.0%	
70070 - Automotive Equipment	\$ -	\$ -	\$ -	\$ 48,375	\$ -	\$ -	\$ 65,000	\$ 95,000	0.0%	0.0%	
70120 - Special Purpose Equipment	\$ -	\$ 9,476	\$ 14,598	\$ -	\$ -	\$ -	\$ -	\$ -	N/A	N/A	
701 Elder Fatality Review Team	\$ -	\$ -	\$ (5)	\$ (57)	\$ 38	\$ -	\$ -	\$ -	N/A	N/A	
Revenue	\$ -	\$ -	\$ (5)	\$ (57)	\$ 38	\$ -	\$ 10	\$ 134	381.5%	0.0%	
Interest Revenue	\$ -	\$ -	\$ (5)	\$ (57)	\$ 38	\$ -	\$ 10	\$ 134	381.5%	0.0%	
38000 - Investment Income	\$ -	\$ -	\$ (5)	\$ (57)	\$ 38	\$ -	\$ 10	\$ 134	381.5%	0.0%	
Expenses	\$ -	\$ -	\$ -	\$ -	\$ -	\$ -	\$ 10	\$ 134	0.0%	0.0%	
Contingency and Other	\$ -	\$ -	\$ -	\$ -	\$ -	\$ -	\$ 10	\$ 134	0.0%	0.0%	
89000 - Addition to Fund Balance	\$ -	\$ -	\$ -	\$ -	\$ -	\$ -	\$ 10	\$ 134	0.0%	0.0%	
Grand Total	\$ (1,104,139)	\$ (1,310,145)	\$ (1,402,796)	\$ (1,526,142)	\$ (1,484,844)	\$ (87,478)					

Judiciary & Public Safety Revenue Expense Budget Report - By Account Detail
Through December 31, 2023 (8.3% YTD, 7.69% Payroll Expense through Pay Period Ending 12/23/2023)
***2019, 2020, 2021, 2022 Actual Full Fiscal Year**

Department / Fund / Account Classification	2019 Actual Amount*	2020 Actual Amount*	2021 Actual Amount*	2022 Actual Amount*	2023 Actual Amount	2024 Actual Amount	2023 Adopted Budget	2024 Adopted Budget	2023 YTD% Actual/Budget	2024 YTD% Actual/Budget	2019 - 2024 Trend
510 Emergency Management Services	\$ 119	\$ 3,000	\$ -	\$ -	\$ (401,166)	\$ (21,580)					
001 General Fund	\$ -	\$ -	\$ -	\$ -	\$ (405,846)	\$ (28,780)					
Revenue	\$ -	\$ -	\$ -	\$ -	\$ -	\$ -	\$ -	\$ 90,000	N/A	0.0%	
Reimbursements	\$ -	\$ -	\$ -	\$ -	\$ -	\$ -	\$ -	\$ 90,000	N/A	0.0%	
37130 - Emergency Mgmt Reimbursement	\$ -	\$ -	\$ -	\$ -	\$ -	\$ -	\$ -	\$ 90,000	N/A	0.0%	
Expenses	\$ -	\$ -	\$ -	\$ -	\$ 405,846	\$ 28,780	\$ -	\$ 528,835	N/A	5.4%	
Personnel Services- Salaries & Wages	\$ -	\$ -	\$ -	\$ -	\$ 321,390	\$ 26,722	\$ -	\$ 381,175	N/A	7.0%	
40000 - Salaries and Wages	\$ -	\$ -	\$ -	\$ -	\$ 321,390	\$ 26,722	\$ -	\$ 381,175	N/A	7.0%	
40002 - Non-Union Wage Increase	\$ -	\$ -	\$ -	\$ -	\$ -	\$ -	\$ -	\$ -	N/A	N/A	
Personnel Services- Employee Benefits	\$ -	\$ -	\$ -	\$ -	\$ 22,771	\$ -	\$ -	\$ -	N/A	N/A	
45000 - Healthcare Contribution	\$ -	\$ -	\$ -	\$ -	\$ 22,397	\$ -	\$ -	\$ -	N/A	N/A	
45010 - Dental Contribution	\$ -	\$ -	\$ -	\$ -	\$ 373	\$ -	\$ -	\$ -	N/A	N/A	
Contractual Services	\$ -	\$ -	\$ -	\$ -	\$ 18,555	\$ 1,210	\$ -	\$ 63,440	N/A	1.9%	
52150 - Repairs and Maint- Comm Equip	\$ -	\$ -	\$ -	\$ -	\$ -	\$ -	\$ -	\$ 8,325	N/A	0.0%	
52160 - Repairs and Maint- Equipment	\$ -	\$ -	\$ -	\$ -	\$ 4,316	\$ -	\$ -	\$ 3,100	N/A	0.0%	
52190 - Equipment Rental	\$ -	\$ -	\$ -	\$ -	\$ -	\$ -	\$ -	\$ -	N/A	N/A	
52230 - Repairs and Maint- Vehicles	\$ -	\$ -	\$ -	\$ -	\$ 3,802	\$ 320	\$ -	\$ 29,775	N/A	1.1%	
53100 - Conferences and Meetings	\$ -	\$ -	\$ -	\$ -	\$ 497	\$ -	\$ -	\$ 600	N/A	0.0%	
53110 - Employee Training	\$ -	\$ -	\$ -	\$ -	\$ 1,569	\$ -	\$ -	\$ 5,800	N/A	0.0%	
53130 - General Association Dues	\$ -	\$ -	\$ -	\$ -	\$ 270	\$ 80	\$ -	\$ 430	N/A	18.6%	
55000 - Miscellaneous Contractual Exp	\$ -	\$ -	\$ -	\$ -	\$ 8,100	\$ 810	\$ -	\$ 15,410	N/A	5.3%	
Commodities	\$ -	\$ -	\$ -	\$ -	\$ 43,131	\$ 849	\$ -	\$ 84,220	N/A	1.0%	
60000 - Office Supplies	\$ -	\$ -	\$ -	\$ -	\$ 2,875	\$ 176	\$ -	\$ 10,250	N/A	1.7%	
60010 - Operating Supplies	\$ -	\$ -	\$ -	\$ -	\$ 11,486	\$ 82	\$ -	\$ 35,695	N/A	0.2%	
60020 - Computer Related Supplies	\$ -	\$ -	\$ -	\$ -	\$ 6,157	\$ -	\$ -	\$ 10,425	N/A	0.0%	
60210 - Uniform Supplies	\$ -	\$ -	\$ -	\$ -	\$ 14,974	\$ 590	\$ -	\$ 9,650	N/A	6.1%	
60590 - Communication Equip - Non-Capital	\$ -	\$ -	\$ -	\$ -	\$ 7,637	\$ -	\$ -	\$ 3,000	N/A	0.0%	
63040 - Fuel- Vehicles	\$ -	\$ -	\$ -	\$ -	\$ -	\$ -	\$ -	\$ 15,200	N/A	0.0%	
247 EMA Volunteer Fund	\$ 45	\$ 3,000	\$ -	\$ -	\$ 59	\$ 6,700	\$ -	\$ -	N/A	N/A	
Revenue	\$ 45	\$ 3,000	\$ -	\$ -	\$ 1,800	\$ 6,700	\$ -	\$ 4,277	N/A	156.7%	
Interest Revenue	\$ 45	\$ -	\$ -	\$ -	\$ -	\$ -	\$ -	\$ 1,277	N/A	0.0%	
38000 - Investment Income	\$ 45	\$ -	\$ -	\$ -	\$ -	\$ -	\$ -	\$ 1,277	N/A	0.0%	
Other	\$ -	\$ 3,000	\$ -	\$ -	\$ 1,800	\$ 6,700	\$ -	\$ 3,000	N/A	223.3%	
38520 - General Donations	\$ -	\$ 3,000	\$ -	\$ -	\$ 1,800	\$ 6,700	\$ -	\$ 3,000	N/A	223.3%	
38900 - Miscellaneous Other	\$ -	\$ -	\$ -	\$ -	\$ -	\$ -	\$ -	\$ -	N/A	N/A	

Judiciary & Public Safety Revenue Expense Budget Report - By Account Detail
 Through December 31, 2023 (8.3% YTD, 7.69% Payroll Expense through Pay Period Ending 12/23/2023)
 *2019, 2020, 2021, 2022 Actual Full Fiscal Year

Department / Fund / Account Classification	2019 Actual Amount*	2020 Actual Amount*	2021 Actual Amount*	2022 Actual Amount*	2023 Actual Amount	2024 Actual Amount	2023 Adopted Budget	2024 Adopted Budget	2023 YTD% Actual/Budget	2024 YTD% Actual/Budget	2019 - 2024 Trend
Expenses	\$ -	\$ -	\$ -	\$ -	\$ 1,741	\$ -	\$ -	\$ 4,277	N/A	0.0%	
Contractual Services	\$ -	\$ -	\$ -	\$ -	\$ 1,018	\$ -	\$ -	\$ 2,800	N/A	0.0%	
55000 - Miscellaneous Contractual Exp	\$ -	\$ -	\$ -	\$ -	\$ 1,018	\$ -	\$ -	\$ 2,800	N/A	0.0%	
Commodities	\$ -	\$ -	\$ -	\$ -	\$ 723	\$ -	\$ -	\$ 200	N/A	0.0%	
60010 - Operating Supplies	\$ -	\$ -	\$ -	\$ -	\$ 723	\$ -	\$ -	\$ 200	N/A	0.0%	
Contingency and Other	\$ -	\$ -	\$ -	\$ -	\$ -	\$ -	\$ -	\$ 1,277	N/A	0.0%	
89000 - Addition to Fund Balance	\$ -	\$ -	\$ -	\$ -	\$ -	\$ -	\$ -	\$ 1,277	N/A	0.0%	
248 KC Emergency Planning	\$ 75	\$ -	\$ -	\$ -	\$ 4,620	\$ 500	\$ -	\$ -	N/A	N/A	
Revenue	\$ 75	\$ -	\$ -	\$ -	\$ 5,700	\$ 500	\$ -	\$ 4,933	N/A	10.1%	
Interest Revenue	\$ 75	\$ -	\$ -	\$ -	\$ -	\$ -	\$ -	\$ 933	N/A	0.0%	
38000 - Investment Income	\$ 75	\$ -	\$ -	\$ -	\$ -	\$ -	\$ -	\$ 933	N/A	0.0%	
Other	\$ -	\$ -	\$ -	\$ -	\$ 5,350	\$ -	\$ -	\$ 4,000	N/A	0.0%	
38520 - General Donations	\$ -	\$ -	\$ -	\$ -	\$ 5,350	\$ -	\$ -	\$ 4,000	N/A	0.0%	
Reimbursements	\$ -	\$ -	\$ -	\$ -	\$ 350	\$ 500	\$ -	\$ -	N/A	N/A	
37900 - Miscellaneous Reimbursement	\$ -	\$ -	\$ -	\$ -	\$ 350	\$ 500	\$ -	\$ -	N/A	N/A	
Expenses	\$ -	\$ -	\$ -	\$ -	\$ 1,080	\$ -	\$ -	\$ 4,933	N/A	0.0%	
Contractual Services	\$ -	\$ -	\$ -	\$ -	\$ 871	\$ -	\$ -	\$ 2,001	N/A	0.0%	
53070 - Legal Printing	\$ -	\$ -	\$ -	\$ -	\$ -	\$ -	\$ -	\$ -	N/A	N/A	
55000 - Miscellaneous Contractual Exp	\$ -	\$ -	\$ -	\$ -	\$ 871	\$ -	\$ -	\$ 2,001	N/A	0.0%	
Commodities	\$ -	\$ -	\$ -	\$ -	\$ 209	\$ -	\$ -	\$ 850	N/A	0.0%	
60000 - Office Supplies	\$ -	\$ -	\$ -	\$ -	\$ -	\$ -	\$ -	\$ 50	N/A	0.0%	
60010 - Operating Supplies	\$ -	\$ -	\$ -	\$ -	\$ 209	\$ -	\$ -	\$ 475	N/A	0.0%	
65000 - Miscellaneous Supplies	\$ -	\$ -	\$ -	\$ -	\$ -	\$ -	\$ -	\$ 325	N/A	0.0%	
Contingency and Other	\$ -	\$ -	\$ -	\$ -	\$ -	\$ -	\$ -	\$ 2,082	N/A	0.0%	
89000 - Addition to Fund Balance	\$ -	\$ -	\$ -	\$ -	\$ -	\$ -	\$ -	\$ 2,082	N/A	0.0%	
Grand Total	\$ 119	\$ 3,000	\$ -	\$ -	\$ (401,166)	\$ (21,580)					



Judiciary & Public Safety A/P by GL Distribution

Payment Date Range 12/01/23 - 12/31/23

Vendor	Invoice No.	Invoice Description	Status	Held Reason	Invoice Date	Due Date	G/L Date	Received Date	Payment Date	Invoice Amount	
Fund 001 - General Fund											
Department 240 - Judiciary and Courts											
Sub-Department 240 - Judiciary and Courts											
Account 50050 - Jurors- Circuit Court											
3894 - Kane County Juror Payable Clearing	9902534	Jury Payment	Paid by EFT # 84462		12/06/2023	12/06/2023	12/06/2023		12/06/2023	1,235.58	
3894 - Kane County Juror Payable Clearing	9902535	Jury Payment	Paid by EFT # 84463		12/06/2023	12/06/2023	12/06/2023		12/06/2023	2,350.78	
3894 - Kane County Juror Payable Clearing	9902536	Jury Payment	Paid by EFT # 84867		12/19/2023	12/19/2023	12/19/2023		12/19/2023	2,513.23	
3894 - Kane County Juror Payable Clearing	9902537	Jury Payment	Paid by EFT # 84868		12/19/2023	12/19/2023	12/19/2023		12/19/2023	512.67	
3894 - Kane County Juror Payable Clearing	9902538	Jury Payment	Paid by EFT # 84869		12/26/2023	12/26/2023	12/26/2023		12/26/2023	2,775.71	
									Account 50050 - Jurors- Circuit Court Totals	Invoice Transactions 5	<u>\$9,387.97</u>
Account 50070 - Jurors' Expense											
12675 - Just In Time Coffee LLC	1297	Juror Meals	Paid by EFT # 84312		11/11/2023	11/16/2023	11/16/2023		12/04/2023	1,999.00	
12675 - Just In Time Coffee LLC	1296	Juror Meals	Paid by EFT # 84312		11/11/2023	11/16/2023	11/16/2023		12/04/2023	3,833.00	
12675 - Just In Time Coffee LLC	1294	Juror Meals	Paid by EFT # 84312		11/11/2023	11/16/2023	11/16/2023		12/04/2023	1,478.00	
12675 - Just In Time Coffee LLC	1298	Juror Meals	Paid by EFT # 84312		11/21/2023	11/21/2023	11/21/2023		12/04/2023	6,890.00	
3893 - United States Postal Service (USPS)	11/20/23	Postage for Jury Commission - Permit BR 80001	Paid by Check # 383062		11/20/2023	11/27/2023	11/27/2023		12/18/2023	910.00	
3893 - United States Postal Service (USPS)	11/20/23A	Postage for Jury Commission - BR 80000	Paid by Check # 383062		11/20/2023	11/27/2023	11/27/2023		12/18/2023	310.00	
									Account 50070 - Jurors' Expense Totals	Invoice Transactions 6	<u>\$15,420.00</u>
Account 50120 - Per Diem Expense											
13882 - Margaret (Peggy) R. Beddard	23-1115	#2019CF1618 Proceedings of 11-9-2023	Paid by EFT # 84195		11/15/2023	11/22/2023	11/20/2023		12/04/2023	237.50	
2019 - Dana D. Bollman	2023-34	Weekend Detention Call 11/19/2023	Paid by EFT # 84202		11/21/2023	11/22/2023	11/21/2023		12/04/2023	225.00	
1548 - Lynn M Dreymler	11/15/2023	#2023JA29 Proceedings of 3-1-2023; 6-27-2023	Paid by Check # 382861		11/15/2023	11/22/2023	11/20/2023		12/04/2023	544.00	
8335 - Jennifer L. Joyce	JLJ-091223	#2021CF1749 Proceedings of 9-12-2023 Exc. Wns Steve B.	Paid by EFT # 84310		11/21/2023	11/22/2023	11/21/2023		12/04/2023	684.00	
8335 - Jennifer L. Joyce	JLJ-102823	Weekend Detention Call 10-28-2023	Paid by EFT # 84310		11/21/2023	11/22/2023	11/21/2023		12/04/2023	225.00	



Judiciary & Public Safety A/P by GL Distribution

Payment Date Range 12/01/23 - 12/31/23

Vendor	Invoice No.	Invoice Description	Status	Held Reason	Invoice Date	Due Date	G/L Date	Received Date	Payment Date	Invoice Amount
Fund 001 - General Fund										
Department 240 - Judiciary and Courts										
Sub-Department 240 - Judiciary and Courts										
Account 50120 - Per Diem Expense										
1694 - Kobald Reporting Inc	2023-083	#2021CF240 Proceedings of 11/13/2023	Paid by EFT # 84319		11/15/2023	11/22/2023	11/20/2023		12/04/2023	231.00
13439 - Theresa (Terri) Wells	11-21-2023	Weekend Detention Call 11-11-2023	Paid by EFT # 84449		11/21/2023	11/22/2023	11/21/2023		12/04/2023	225.00
2008 - Margaret E Steinberg	111523.1	#2021CF240 Proceedings of 11/14/2023	Paid by EFT # 84408		11/15/2023	11/22/2023	11/20/2023		12/04/2023	275.00
2298 - Mary A Trezzo	11/18/2023	Weekend Detention Call 11/18/2023	Paid by EFT # 84423		11/18/2023	11/22/2023	11/20/2023		12/04/2023	225.00
14120 - Tabitha Joann Watson	2023-1110	Weekend Detention Call 11-10-2023	Paid by EFT # 84444		11/10/2023	11/22/2023	11/21/2023		12/04/2023	225.00
14120 - Tabitha Joann Watson	2023-1116	#2022CF2106 Proceedings of 11-16- 2023 Expedited	Paid by EFT # 84444		11/16/2023	11/22/2023	11/21/2023		12/04/2023	313.50
8857 - MaryJo D'Avola	79	#2022CF2106 Proceedings of 11-17- 2023	Paid by EFT # 84247		11/20/2023	11/22/2023	11/20/2023		12/04/2023	375.25
8857 - MaryJo D'Avola	82	Weekend Detention Call 11/26/2023	Paid by EFT # 84569		11/26/2023	12/08/2023	11/30/2023		12/18/2023	225.00
14120 - Tabitha Joann Watson	2023-1123	Weekend Detention Call 11/23/2023	Paid by EFT # 84850		11/27/2023	12/08/2023	11/30/2023		12/18/2023	225.00
14120 - Tabitha Joann Watson	2023-1125	Weekend Detention Call 11/25/2023	Paid by EFT # 84850		11/27/2023	12/08/2023	11/30/2023		12/18/2023	225.00
1694 - Kobald Reporting Inc	2023-084	#2023JD293, #2023JD292 Proceedings of 11/27/2023	Paid by EFT # 84669		12/05/2023	12/08/2023	12/05/2023		12/18/2023	120.00
1548 - Lynn M Dreymler	12/05/2023 (1)	#2021JA28, 29, 30 Original 07-13-2023 & 07-14-2023; Attorney	Paid by Check # 382974		12/05/2023	12/08/2023	12/05/2023		12/18/2023	928.00
1548 - Lynn M Dreymler	12/05/2023 (2)	#2021JA28, 29, 30 Copy 07-13-2023 & 07- 14-2023; Judge	Paid by Check # 382974		12/05/2023	12/08/2023	12/05/2023		12/18/2023	116.00
2022 - Jeanine Fassnacht	2023-12-1	Weekend Detention Call 12/03/2023	Paid by Check # 382979		12/05/2023	12/08/2023	12/05/2023		12/18/2023	225.00
1667 - Debra P Hogan	12/05/2023 (3)	#2021CF2017 Excerpt Jury Trial 11/13/2023	Paid by EFT # 84639		12/05/2023	12/08/2023	11/30/2023		12/18/2023	517.00
12431 - Barbara A Johnston	12-223A	Weekend Detention Call 12/02/2023	Paid by EFT # 84658		12/02/2023	12/08/2023	12/05/2023		12/18/2023	225.00
13243 - Jennifer Campbell	PFA112423	Weekend Detention Call 11/24/2023	Paid by EFT # 84527		11/29/2023	12/08/2023	11/30/2023		12/18/2023	225.00



Judiciary & Public Safety A/P by GL Distribution

Payment Date Range 12/01/23 - 12/31/23

Vendor	Invoice No.	Invoice Description	Status	Held Reason	Invoice Date	Due Date	G/L Date	Received Date	Payment Date	Invoice Amount	
Fund 001 - General Fund											
Department 240 - Judiciary and Courts											
Sub-Department 240 - Judiciary and Courts											
Account 50120 - Per Diem Expense											
12102 - Meagan Carroll	23-20	#2023CF62 Proceedings of 10-19-2023	Paid by EFT # 84529		11/24/2023	12/08/2023	11/30/2023		12/18/2023	95.00	
13838 - Melissa K. Anderko	MKN2023-014	Weekend Detention Call 11/12/2023	Paid by EFT # 84489		12/06/2023	12/08/2023	11/30/2023		12/18/2023	225.00	
									Account 50120 - Per Diem Expense Totals	Invoice Transactions 24	\$7,136.25
Account 50150 - Contractual/Consulting Services											
13752 - Sara Pethokoukis	36	Interpreter Services	Paid by EFT # 84360		11/16/2023	11/16/2023	11/16/2023		12/04/2023	1,556.82	
13209 - Anthony Bahena	70	Interpreter Services	Paid by EFT # 84186		11/15/2023	11/16/2023	11/16/2023		12/04/2023	946.65	
13209 - Anthony Bahena	71	Interpreter Services	Paid by EFT # 84186		11/15/2023	11/16/2023	11/16/2023		12/04/2023	520.50	
5648 - Bakhtavar Press	BP-KC-23-25	Interpreter Services	Paid by EFT # 84189		11/19/2023	11/20/2023	11/20/2023		12/04/2023	160.00	
5648 - Bakhtavar Press	BP-KC-23-26	Interpreter Services	Paid by EFT # 84189		11/19/2023	11/20/2023	11/20/2023		12/04/2023	160.00	
14010 - Rafael H. Berrios	4	Interpreter Services	Paid by EFT # 84197		11/14/2023	11/15/2023	11/15/2023		12/04/2023	488.00	
14010 - Rafael H. Berrios	3	Interpreter Services	Paid by EFT # 84197		11/09/2023	11/15/2023	11/15/2023		12/04/2023	1,525.07	
13261 - Olga Bronovytska	20231120	Interpreter Services	Paid by EFT # 84206		11/20/2023	11/20/2023	11/20/2023		12/04/2023	100.00	
13094 - Ana M Bubalo	01274	Interpreter Services	Paid by EFT # 84208		11/09/2023	11/15/2023	11/15/2023		12/04/2023	1,005.25	
13094 - Ana M Bubalo	01275	Interpreter Services	Paid by EFT # 84208		11/15/2023	11/16/2023	11/16/2023		12/04/2023	1,561.50	
12986 - Maricela Cortez	288	Interpreter Services	Paid by EFT # 84243		11/17/2023	11/20/2023	11/20/2023		12/04/2023	1,941.83	
12945 - American Interpreting Services, Inc.	K24	Interpreter Services	Paid by EFT # 84175		11/17/2023	11/17/2023	11/17/2023		12/04/2023	901.74	
12945 - American Interpreting Services, Inc.	K25	Interpreter Services	Paid by EFT # 84175		11/22/2023	11/22/2023	11/22/2023		12/04/2023	927.04	
14180 - Veronica Gumez	002	Interpreter Services	Paid by EFT # 84281		11/15/2023	11/16/2023	11/16/2023		12/04/2023	173.45	
13238 - David Hernandez	008	Interpreter Services	Paid by EFT # 84291		11/16/2023	11/16/2023	11/16/2023		12/04/2023	120.00	
12920 - Maricela Ibarra	M2023-141	Interpreter Services	Paid by EFT # 84299		11/16/2023	11/16/2023	11/16/2023		12/04/2023	725.74	
12920 - Maricela Ibarra	M2023-142	Interpreter Services	Paid by EFT # 84299		11/22/2023	11/22/2023	11/22/2023		12/04/2023	511.38	



Judiciary & Public Safety A/P by GL Distribution

Payment Date Range 12/01/23 - 12/31/23

Vendor	Invoice No.	Invoice Description	Status	Held Reason	Invoice Date	Due Date	G/L Date	Received Date	Payment Date	Invoice Amount
Fund 001 - General Fund										
Department 240 - Judiciary and Courts										
Sub-Department 240 - Judiciary and Courts										
Account 50150 - Contractual/Consulting Services										
13001 - Carina Julian	114	Interpreter Services	Paid by EFT # 84311		11/17/2023	11/17/2023	11/17/2023		12/04/2023	1,030.52
13001 - Carina Julian	115	Interpreter Services	Paid by EFT # 84311		11/22/2023	11/22/2023	11/22/2023		12/04/2023	1,013.74
13280 - Martha Gerald dba Power Vibes Inc.	Kane-098	Interpreter Services	Paid by EFT # 84330		11/17/2023	11/17/2023	11/17/2023		12/04/2023	1,990.55
13280 - Martha Gerald dba Power Vibes Inc.	Kane-099	Interpreter Services	Paid by EFT # 84330		11/22/2023	11/22/2023	11/22/2023		12/04/2023	1,036.01
12911 - Tatiana Okunskaya	13	Interpreter Services	Paid by EFT # 84350		11/13/2023	11/15/2023	11/15/2023		12/04/2023	140.00
12915 - Patricia Rasmussen	KCC-23-003	Interpreter Services	Paid by EFT # 84374		11/15/2023	11/16/2023	11/16/2023		12/04/2023	882.99
12915 - Patricia Rasmussen	KCC-23-004	Interpreter Services	Paid by EFT # 84374		11/17/2023	11/22/2023	11/22/2023		12/04/2023	882.99
13585 - Fadia Tamer	22A	Interpreter Services	Paid by EFT # 84414		11/16/2023	11/16/2023	11/16/2023		12/04/2023	1,093.40
3578 - Warehouse Direct, Inc.	5616518-0	Interpreter Services	Paid by EFT # 84439		11/21/2023	11/20/2023	11/20/2023		12/04/2023	79.82
7679 - Shirley A. Wehking	4952	Interpreter Services	Paid by EFT # 84447		11/15/2023	11/16/2023	11/16/2023		12/04/2023	177.21
12940 - Wellspring Interpreting Services LLC	14580	Interpreter Services	Paid by EFT # 84450		11/13/2023	11/15/2023	11/15/2023		12/04/2023	1,391.45
12940 - Wellspring Interpreting Services LLC	14582	Interpreter Services	Paid by EFT # 84450		11/17/2023	11/20/2023	11/20/2023		12/04/2023	919.42
12940 - Wellspring Interpreting Services LLC	14584	Interpreter Services	Paid by EFT # 84450		11/22/2023	11/22/2023	11/22/2023		12/04/2023	475.96
12871 - Daniel Velasco	141	Interpreter Services	Paid by EFT # 84432		11/17/2023	11/20/2023	11/20/2023		12/04/2023	1,240.35
12871 - Daniel Velasco	142	Interpreter Services	Paid by EFT # 84432		11/22/2023	11/22/2023	11/22/2023		12/04/2023	861.77
12871 - Daniel Velasco	143	Interpreter Services	Paid by EFT # 84832		11/30/2023	12/01/2023	11/30/2023		12/18/2023	1,191.61
12871 - Daniel Velasco	144	Interpreter Services - 12/4/23 - 12/6/23	Paid by EFT # 84832		12/08/2023	12/08/2023	12/08/2023		12/18/2023	1,325.41
12940 - Wellspring Interpreting Services LLC	14585	Interpreter Services	Paid by EFT # 84856		11/29/2023	12/01/2023	11/30/2023		12/18/2023	475.96
13293 - Ann Wohlmuth	23112702	Interpreter Services	Paid by EFT # 84862		11/27/2023	11/27/2023	11/27/2023		12/18/2023	429.78
13585 - Fadia Tamer	23A	Interpreter Services	Paid by EFT # 84797		11/21/2023	12/01/2023	11/30/2023		12/18/2023	546.70
13585 - Fadia Tamer	24A	Interpreter Services	Paid by EFT # 84797		11/30/2023	12/01/2023	11/30/2023		12/18/2023	1,093.40



Judiciary & Public Safety A/P by GL Distribution

Payment Date Range 12/01/23 - 12/31/23

Vendor	Invoice No.	Invoice Description	Status	Held Reason	Invoice Date	Due Date	G/L Date	Received Date	Payment Date	Invoice Amount
Fund 001 - General Fund										
Department 240 - Judiciary and Courts										
Sub-Department 240 - Judiciary and Courts										
Account 50150 - Contractual/Consulting Services										
13585 - Fadia Tamer	25A	Interpreter Services - 12/1/23	Paid by EFT # 84797		12/01/2023	12/04/2023	12/04/2023		12/18/2023	468.35
13585 - Fadia Tamer	26A	Interpreter Services - 12/4/23 - 12/8/23	Paid by EFT # 84797		12/08/2023	12/08/2023	12/08/2023		12/18/2023	1,754.69
12915 - Patricia Rasmussen	KCC-23-005	Interpreter Services	Paid by EFT # 84749		12/01/2023	12/04/2023	11/30/2023		12/18/2023	893.47
12915 - Patricia Rasmussen	KCC-23-006	Interpreter Services - 12/1/23	Paid by EFT # 84749		12/01/2023	12/04/2023	12/04/2023		12/18/2023	440.84
12915 - Patricia Rasmussen	KCC-24-001	Interpreter Services - 12/6/23 & 12/7/23	Paid by EFT # 84749		12/08/2023	12/08/2023	12/08/2023		12/18/2023	894.78
13204 - Daisy M. Robinson	2023-9	Interpreter Services	Paid by EFT # 84758		12/01/2023	12/01/2023	11/30/2023		12/18/2023	904.00
2911 - Rita Taccona	23KI1129	Interpreter Services	Paid by EFT # 84796		12/04/2023	12/05/2023	11/30/2023		12/18/2023	190.00
12911 - Tatiana Okunskaya	14	Interpreter Services	Paid by EFT # 84710		11/30/2023	12/01/2023	11/30/2023		12/18/2023	752.08
12911 - Tatiana Okunskaya	15	Interpreter Services	Paid by EFT # 84710		11/30/2023	12/01/2023	11/30/2023		12/18/2023	160.00
12911 - Tatiana Okunskaya	16	Interpreter Services - 12/1/23	Paid by EFT # 84710		12/01/2023	12/04/2023	12/04/2023		12/18/2023	140.00
12911 - Tatiana Okunskaya	17	Interpreter Services - 12/7/23	Paid by EFT # 84710		12/07/2023	12/07/2023	12/07/2023		12/18/2023	140.00
12911 - Tatiana Okunskaya	18	Interpreter Services - 12/7/23	Paid by EFT # 84710		12/08/2023	12/08/2023	12/08/2023		12/18/2023	140.00
13280 - Martha Gerald dba Power Vibes Inc.	Kane-100	Interpreter Services	Paid by EFT # 84683		12/01/2023	12/01/2023	11/30/2023		12/18/2023	2,019.12
13280 - Martha Gerald dba Power Vibes Inc.	Kane-101	Interpreter Services - 12/1/23	Paid by EFT # 84683		12/01/2023	12/04/2023	12/04/2023		12/18/2023	505.63
13280 - Martha Gerald dba Power Vibes Inc.	Kane-102	Interpreter Services - 12/4, 12/6 & 12/7	Paid by EFT # 84683		12/07/2023	12/07/2023	12/07/2023		12/18/2023	1,432.06
13001 - Carina Julian	116	Interpreter Services	Paid by EFT # 84661		11/30/2023	12/01/2023	11/30/2023		12/18/2023	998.02
13001 - Carina Julian	117	Interpreter Services - 12/5/23 & 12/7/23	Paid by EFT # 84661		12/05/2023	12/07/2023	12/07/2023		12/18/2023	970.26
13005 - Ellen C Kaufman	112923-C	Interpreter Services	Paid by EFT # 84664		11/29/2023	11/29/2023	11/29/2023		12/18/2023	160.00
12920 - Maricela Ibarra	M2023-143	Interpreter Services	Paid by EFT # 84642		11/30/2023	12/01/2023	11/30/2023		12/18/2023	692.88
12920 - Maricela Ibarra	M2023-144	Interpreter Services - 12/4/23 - 12/6/23	Paid by EFT # 84642		11/30/2023	12/06/2023	12/06/2023		12/18/2023	511.38
14180 - Veronica Guemez	003	Interpreter Services - 12/5/23	Paid by EFT # 84625		12/06/2023	12/06/2023	12/06/2023		12/18/2023	161.95



Judiciary & Public Safety A/P by GL Distribution

Payment Date Range 12/01/23 - 12/31/23

Vendor	Invoice No.	Invoice Description	Status	Held Reason	Invoice Date	Due Date	G/L Date	Received Date	Payment Date	Invoice Amount
Fund 001 - General Fund										
Department 240 - Judiciary and Courts										
Sub-Department 240 - Judiciary and Courts										
Account 50150 - Contractual/Consulting Services										
12945 - American Interpreting Services, Inc.	K26	Interpreter Services	Paid by EFT # 84487		11/28/2023	11/29/2023	11/29/2023		12/18/2023	894.54
12986 - Maricela Cortez	292	Interpreter Services	Paid by EFT # 84561		11/30/2023	12/01/2023	11/30/2023		12/18/2023	1,288.96
12986 - Maricela Cortez	291	Interpreter Services	Paid by EFT # 84561		11/22/2023	12/01/2023	11/30/2023		12/18/2023	967.64
12986 - Maricela Cortez	294	Interpreter Services - 12/6/23 & 12/7/23	Paid by EFT # 84561		12/07/2023	12/08/2023	12/08/2023		12/18/2023	906.32
13031 - Faith Interpreting Services	KCJC011	Interpreter Services	Paid by EFT # 84599		11/29/2023	12/01/2023	11/30/2023		12/18/2023	170.00
13094 - Ana M Bubalo	01277	Interpreter Services	Paid by EFT # 84523		12/01/2023	12/04/2023	11/30/2023		12/18/2023	1,191.71
13094 - Ana M Bubalo	01278	Interpreter Services - 12/1/23	Paid by EFT # 84523		12/01/2023	12/04/2023	12/04/2023		12/18/2023	520.50
13094 - Ana M Bubalo	01279	Interpreter Services - 12/4/23 - 12/8/23	Paid by EFT # 84523		12/07/2023	12/07/2023	12/07/2023		12/18/2023	2,309.50
14010 - Rafael H. Berrios	5	Interpreter Services	Paid by EFT # 84513		12/01/2023	12/01/2023	11/30/2023		12/18/2023	488.00
14010 - Rafael H. Berrios	6	Interpreter Services - 12/7/23	Paid by EFT # 84513		12/07/2023	12/08/2023	12/08/2023		12/18/2023	455.50
5648 - Bakhtavar Press	BP-KC-23-27	Interpreter Services	Paid by EFT # 84507		11/25/2023	11/27/2023	11/27/2023		12/18/2023	267.51
5648 - Bakhtavar Press	BP-KC-23-30	Interpreter Services	Paid by EFT # 84507		12/03/2023	12/04/2023	11/30/2023		12/18/2023	320.00
5648 - Bakhtavar Press	BP-KC-23-28	Interpreter Services	Paid by EFT # 84507		11/25/2023	12/04/2023	11/30/2023		12/18/2023	320.00
5648 - Bakhtavar Press	BP-KC-23-29	Interpreter Services	Paid by EFT # 84507		12/03/2023	12/04/2023	11/30/2023		12/18/2023	160.00
13209 - Anthony Bahena	73	Interpreter Services	Paid by EFT # 84505		11/22/2023	11/27/2023	11/27/2023		12/18/2023	553.00
13209 - Anthony Bahena	72	Interpreter Services	Paid by EFT # 84505		11/17/2023	11/27/2023	11/27/2023		12/18/2023	1,561.50
13209 - Anthony Bahena	74	Interpreter Services	Paid by EFT # 84505		12/01/2023	12/04/2023	11/30/2023		12/18/2023	1,191.71
13209 - Anthony Bahena	75	Interpreter Services - 12/1/23	Paid by EFT # 84505		12/01/2023	12/04/2023	12/04/2023		12/18/2023	520.50
13752 - Sara Pethokoukis	37	Interpreter Services	Paid by EFT # 84727		11/29/2023	12/01/2023	11/30/2023		12/18/2023	1,425.76
13752 - Sara Pethokoukis	38	Interpreter Services - 12/4 - 12/5 & 12/7 - 12/8	Paid by EFT # 84727		12/07/2023	12/07/2023	12/07/2023		12/18/2023	1,928.98
Account 50150 - Contractual/Consulting Services Totals							Invoice Transactions 79		\$63,375.15	



Judiciary & Public Safety A/P by GL Distribution

Payment Date Range 12/01/23 - 12/31/23

Vendor	Invoice No.	Invoice Description	Status	Held Reason	Invoice Date	Due Date	G/L Date	Received Date	Payment Date	Invoice Amount	
Fund 001 - General Fund											
Department 240 - Judiciary and Courts											
Sub-Department 240 - Judiciary and Courts											
Account 50190 - Court Appointed Counsel											
5518 - Ronald L. Haskell	121966	Court Appointed Counsel - Appeal - Allen	Paid by EFT # 84288		11/15/2023	11/16/2023	11/16/2023		12/04/2023	1,855.20	
1531 - Rachel J. Hess	604	Court Appointed Counsel	Paid by EFT # 84293		11/15/2023	11/16/2023	11/16/2023		12/04/2023	3,434.00	
1531 - Rachel J. Hess	1770	Court Appointed Counsel - 2022 AD 116	Paid by EFT # 84293		11/15/2023	11/16/2023	11/16/2023		12/04/2023	5,587.16	
1531 - Rachel J. Hess	1773	Court Appointed Counsel - 22 JA 100 - Postage	Paid by EFT # 84293		11/20/2023	11/20/2023	11/20/2023		12/04/2023	7.21	
13796 - Marielisa Jackson	000012	Court Appointed Counsel	Paid by EFT # 84306		11/15/2023	11/16/2023	11/16/2023		12/04/2023	3,434.00	
13796 - Marielisa Jackson	32	Conflict Counsel - Swartz - Appeal termination of rights	Paid by EFT # 84650		11/25/2023	11/27/2023	11/27/2023		12/18/2023	3,598.00	
2411 - James A Tabor ESQ	2023-6	Court Appointed Counsel	Paid by EFT # 84795		11/27/2023	11/28/2023	11/28/2023		12/18/2023	3,434.00	
2411 - James A Tabor ESQ	2023-7	Court Appointed Counsel	Paid by EFT # 84795		12/05/2023	12/05/2023	11/30/2023		12/18/2023	3,434.00	
2411 - James A Tabor ESQ	2023-8	Court Appointed Counsel - Appeals	Paid by EFT # 84795		12/05/2023	12/05/2023	11/30/2023		12/18/2023	5,530.00	
3708 - Elizabeth Berrones	#29	Court Appointed Counsel	Paid by EFT # 84514		11/25/2023	11/29/2023	11/29/2023		12/18/2023	3,083.00	
3708 - Elizabeth Berrones	#28	Court Appointed Counsel	Paid by EFT # 84514		11/25/2023	11/29/2023	11/29/2023		12/18/2023	3,083.00	
									Account 50190 - Court Appointed Counsel Totals	Invoice Transactions 11	<u>\$36,479.57</u>
Account 50665 - Judicial Technology Fine Expenses											
4526 - Fifth Third Bank	9508-AO-10/23	Credit Card - O'Brien - October	Paid by EFT # 84268		11/06/2023	11/17/2023	11/17/2023		12/04/2023	897.15	
4526 - Fifth Third Bank	8300-CH-10/23	Credit Card - Hull - October	Paid by EFT # 84268		11/06/2023	11/20/2023	11/20/2023		12/04/2023	91.96	
									Account 50665 - Judicial Technology Fine Expenses Totals	Invoice Transactions 2	<u>\$989.11</u>
Account 52190 - Equipment Rental											
1119 - Gordon Flesch Company Inc	IN14452034	Copier - Canon - iR ADV 4225	Paid by EFT # 84278		11/16/2023	11/17/2023	11/17/2023		12/04/2023	4.84	
10509 - Marco Technologies, LLC.	INV11842965	Copier - HTT22772	Paid by EFT # 84329		11/10/2023	11/20/2023	11/20/2023		12/04/2023	440.45	
5209 - Toshiba Financial Services	516916103	Copier - ES4518A - JC - 1st Floor	Paid by Check # 383059		12/01/2023	12/08/2023	12/08/2023		12/18/2023	254.87	
1119 - Gordon Flesch Company Inc	IN14449815	Copier - iR2535i - Jury Commision	Paid by EFT # 84622		11/15/2023	11/27/2023	11/27/2023		12/18/2023	13.67	



Judiciary & Public Safety A/P by GL Distribution

Payment Date Range 12/01/23 - 12/31/23

Vendor	Invoice No.	Invoice Description	Status	Held Reason	Invoice Date	Due Date	G/L Date	Received Date	Payment Date	Invoice Amount	
Fund 001 - General Fund											
Department 240 - Judiciary and Courts											
Sub-Department 240 - Judiciary and Courts											
Account 52190 - Equipment Rental											
1119 - Gordon Flesch Company Inc	IN14459342	Copier - iR ADV 4255 & iR ADV 4251	Paid by EFT # 84622		11/24/2023	11/28/2023	11/28/2023		12/18/2023	87.28	
1119 - Gordon Flesch Company Inc	IN14460327	Copier - Canon - iR ADV 527iFZ	Paid by EFT # 84622		11/25/2023	11/28/2023	11/28/2023		12/18/2023	46.01	
1119 - Gordon Flesch Company Inc	IN14460329	Copier - Canon - iR ADV DX 6860i	Paid by EFT # 84622		11/25/2023	11/28/2023	11/28/2023		12/18/2023	15.39	
									Account 52190 - Equipment Rental Totals	Invoice Transactions 7	<u>\$862.51</u>
Account 53100 - Conferences and Meetings											
4526 - Fifth Third Bank	4641-JM-10/23	Credit Card - Mathis - October	Paid by EFT # 84268		11/06/2023	11/17/2023	11/17/2023		12/04/2023	(141.52)	
4526 - Fifth Third Bank	8300-CH-10/23	Credit Card - Hull - October	Paid by EFT # 84268		11/06/2023	11/20/2023	11/20/2023		12/04/2023	102.57	
12675 - Just In Time Coffee LLC	1299	EOOP Meeting w/outside agencies	Paid by EFT # 84312		11/21/2023	11/21/2023	11/21/2023		12/04/2023	204.00	
14222 - Neil Adams	100223	PEV - Adams	Paid by EFT # 84478		10/02/2023	11/29/2023	11/29/2023		12/18/2023	265.93	
5363 - Christine Downs	120723	PEV - Downs - Treatment Court Training	Paid by Check # 382973		12/07/2023	12/07/2023	11/30/2023		12/18/2023	886.05	
									Account 53100 - Conferences and Meetings Totals	Invoice Transactions 5	<u>\$1,317.03</u>
Account 53120 - Employee Mileage Expense											
14149 - Liza Valle	120823	Mileage from 11/01 to 11/22/23	Paid by EFT # 84828		12/08/2023	12/08/2023	12/08/2023		12/18/2023	35.70	
13575 - Karen M. Zajicek	112823	Mileage from 10/13 to 11/27/23	Paid by EFT # 84863		11/28/2023	11/28/2023	11/28/2023		12/18/2023	39.90	
									Account 53120 - Employee Mileage Expense Totals	Invoice Transactions 2	<u>\$75.60</u>
Account 55000 - Miscellaneous Contractual Exp											
1271 - Peloton Inc dba Frank's Employment	46601476A	Temporary Staffing - Criminal Division	Paid by EFT # 84356		11/06/2023	11/16/2023	11/16/2023		12/04/2023	157.50	
1271 - Peloton Inc dba Frank's Employment	46601494	Temporary Staffing - Criminal Division	Paid by EFT # 84723		11/20/2023	11/27/2023	11/27/2023		12/18/2023	78.75	
13270 - PRAXIS Consulting, Inc.	2023-05	Strategic Planning Implementation - Year 2	Paid by EFT # 84737		11/22/2023	11/27/2023	11/27/2023		12/18/2023	5,624.79	
10150 - Voiance Language Services, LLC	2023080863	Over the phone interpretation	Paid by EFT # 84838		11/30/2023	12/04/2023	11/30/2023		12/18/2023	48.51	
3509 - DS Services of America, Inc. dba Primo Water NA	23842457 112523	Water - 1st Fl. Jury Lounge - July, Oct. & Nov.	Paid by EFT # 84580		11/25/2023	12/07/2023	11/30/2023		12/18/2023	15.86	
3509 - DS Services of America, Inc. dba Primo Water NA	23848014 112523	Water - 3rd Fl. - July, Oct. & Nov	Paid by EFT # 84580		11/25/2023	12/07/2023	11/30/2023		12/18/2023	28.73	



Judiciary & Public Safety A/P by GL Distribution

Payment Date Range 12/01/23 - 12/31/23

Vendor	Invoice No.	Invoice Description	Status	Held Reason	Invoice Date	Due Date	G/L Date	Received Date	Payment Date	Invoice Amount
Fund 001 - General Fund										
Department 240 - Judiciary and Courts										
Sub-Department 240 - Judiciary and Courts										
Account 55000 - Miscellaneous Contractual Exp										
3509 - DS Services of America, Inc. dba Primo Water NA	23847983 112523	Water - 2nd Fl. - July, Oct. & Nov	Paid by EFT # 84580		11/25/2023	12/07/2023	11/30/2023		12/18/2023	24.44
3509 - DS Services of America, Inc. dba Primo Water NA	23847999 112523	Water - 1st Fl. - July, Oct. & Nov	Paid by EFT # 84580		11/25/2023	12/07/2023	11/30/2023		12/18/2023	28.73
3509 - DS Services of America, Inc. dba Primo Water NA	23847909 112523	Water - Old Courthouse - July, Oct. & Nov	Paid by EFT # 84580		11/25/2023	12/07/2023	11/30/2023		12/18/2023	181.18
3509 - DS Services of America, Inc. dba Primo Water NA	23848028 112523	Water - Juvenile - July, Oct. & Nov	Paid by EFT # 84580		11/25/2023	12/07/2023	11/30/2023		12/18/2023	7.28
3509 - DS Services of America, Inc. dba Primo Water NA	23848231 112523	Water - Court Reporting - Sept., Oct. & Nov.	Paid by EFT # 84580		11/25/2023	12/07/2023	11/30/2023		12/18/2023	20.77
1602 - Language Line Services	11155959	Over the phone interpretation	Paid by Check # 383018		11/30/2023	12/04/2023	11/30/2023		12/18/2023	42.45
								Account 55000 - Miscellaneous Contractual Exp Totals	Invoice Transactions 12	<u>\$6,258.99</u>
Account 60000 - Office Supplies										
3578 - Warehouse Direct, Inc.	5611754-0	Office Supplies - Feely	Paid by EFT # 84439		11/14/2023	11/16/2023	11/16/2023		12/04/2023	120.00
3578 - Warehouse Direct, Inc.	5615602-0	Office Supplies - Feely	Paid by EFT # 84439		11/20/2023	11/20/2023	11/20/2023		12/04/2023	16.90
3578 - Warehouse Direct, Inc.	5620031-0	Office Supplies - Feely	Paid by EFT # 84842		11/28/2023	11/28/2023	11/28/2023		12/18/2023	104.63
4907 - HR Direct	INV14404486	2024 Attendance Calendar	Paid by Check # 382994		08/31/2023	11/29/2023	11/29/2023		12/18/2023	72.91
								Account 60000 - Office Supplies Totals	Invoice Transactions 4	<u>\$314.44</u>
Account 60080 - Employee Recognition Supplies										
4526 - Fifth Third Bank	8300-CH-10/23	Credit Card - Hull - October	Paid by EFT # 84268		11/06/2023	11/20/2023	11/20/2023		12/04/2023	293.40
11822 - Nancy Feely	120623	PEV - Feely	Paid by Check # 382982		12/06/2023	12/06/2023	11/30/2023		12/18/2023	14.00
11822 - Nancy Feely	120523	PEV - Feely	Paid by Check # 382982		12/05/2023	12/05/2023	12/05/2023		12/18/2023	60.94
								Account 60080 - Employee Recognition Supplies Totals	Invoice Transactions 3	<u>\$368.34</u>
								Sub-Department 240 - Judiciary and Courts Totals	Invoice Transactions 160	<u>\$141,984.96</u>
								Department 240 - Judiciary and Courts Totals	Invoice Transactions 160	<u>\$141,984.96</u>
Department 250 - Circuit Clerk										
Sub-Department 250 - Circuit Clerk- Administration										
Account 53100 - Conferences and Meetings										
13184 - Theresa E Barreiro	11222023	Conference/Mileage/Br eakfast	Paid by EFT # 84191		11/22/2023	11/22/2023	11/22/2023		12/04/2023	14.00
3228 - Petty Cash-Clerk of the Circuit Court	112023	Conference Meeting	Paid by Check # 382889		11/20/2023	11/21/2023	11/21/2023		12/04/2023	25.00



Judiciary & Public Safety A/P by GL Distribution

Payment Date Range 12/01/23 - 12/31/23

Vendor	Invoice No.	Invoice Description	Status	Held Reason	Invoice Date	Due Date	G/L Date	Received Date	Payment Date	Invoice Amount
Fund 001 - General Fund										
Department 250 - Circuit Clerk										
Sub-Department 250 - Circuit Clerk- Administration										
Account 53100 - Conferences and Meetings										
12262 - Kane County Circuit Clerk	112923	Conference Meeting	Paid by Check # 383010		11/29/2023	11/29/2023	11/29/2023		12/18/2023	25.00
							Account 53100 - Conferences and Meetings Totals		Invoice Transactions 3	<u>\$64.00</u>
Account 53120 - Employee Mileage Expense										
13184 - Theresa E Barreiro	11222023	Conference/Mileage/Br eakfast	Paid by EFT # 84191		11/22/2023	11/22/2023	11/22/2023		12/04/2023	153.00
							Account 53120 - Employee Mileage Expense Totals		Invoice Transactions 1	<u>\$153.00</u>
Account 60000 - Office Supplies										
4526 - Fifth Third Bank	1621-KS-10/23	October 2023 Statement	Paid by EFT # 84268		11/06/2023	11/20/2023	11/20/2023		12/04/2023	140.67
1338 - Image-Pro Services & Supplies Inc	28058	toner cartridge	Paid by EFT # 84302		11/08/2023	11/20/2023	11/20/2023		12/04/2023	671.50
1338 - Image-Pro Services & Supplies Inc	28061	toner cartridge	Paid by EFT # 84302		11/15/2023	11/20/2023	11/20/2023		12/04/2023	730.69
3228 - Petty Cash-Clerk of the Circuit Court	12062023	Petty Cash Kane County Circuit Clerk/ Retirement	Paid by Check # 383035		12/06/2023	12/06/2023	12/06/2023		12/18/2023	47.94
3228 - Petty Cash-Clerk of the Circuit Court	12062023a	Petty Cash - Employee Appreciation	Paid by Check # 383035		12/06/2023	12/06/2023	12/06/2023		12/18/2023	56.90
3509 - DS Services of America, Inc. dba Primo Water NA	23848136 112523	water	Paid by EFT # 84580		11/25/2023	12/07/2023	11/30/2023		12/18/2023	83.20
							Account 60000 - Office Supplies Totals		Invoice Transactions 6	<u>\$1,730.90</u>
Account 70000 - Computers										
6107 - Southern Computer Warehouse (SCW)	INV00794521	Printers office	Paid by EFT # 84778		11/21/2023	12/07/2023	11/30/2023		12/18/2023	2,443.60
							Account 70000 - Computers Totals		Invoice Transactions 1	<u>\$2,443.60</u>
							Sub-Department 250 - Circuit Clerk- Administration Totals		Invoice Transactions 11	<u>\$4,391.50</u>
Sub-Department 252 - Circuit Clerk- File Lib/Records										
Account 60000 - Office Supplies										
3578 - Warehouse Direct, Inc.	5612849-1	office supplies/wipes	Paid by EFT # 84439		11/20/2023	11/21/2023	11/21/2023		12/04/2023	183.25
3578 - Warehouse Direct, Inc.	5612849-0	office supplies	Paid by EFT # 84439		11/15/2023	11/21/2023	11/21/2023		12/04/2023	197.26
							Account 60000 - Office Supplies Totals		Invoice Transactions 2	<u>\$380.51</u>
Account 63040 - Fuel- Vehicles										
13021 - WEX BANK	92943780	Van fuel	Paid by EFT # 84452		10/31/2023	11/21/2023	11/21/2023		12/04/2023	59.90
							Account 63040 - Fuel- Vehicles Totals		Invoice Transactions 1	<u>\$59.90</u>
							Sub-Department 252 - Circuit Clerk- File Lib/Records Totals		Invoice Transactions 3	<u>\$440.41</u>



Judiciary & Public Safety A/P by GL Distribution

Payment Date Range 12/01/23 - 12/31/23

Vendor	Invoice No.	Invoice Description	Status	Held Reason	Invoice Date	Due Date	G/L Date	Received Date	Payment Date	Invoice Amount	
Fund 001 - General Fund											
Department 250 - Circuit Clerk											
Sub-Department 254 - Circuit Clerk- Civil											
Account 53120 - Employee Mileage Expense											
13251 - Rhiannon Anderson	113023	November 2023 Mileage	Paid by EFT # 84490		11/30/2023	12/04/2023	11/30/2023		12/18/2023	40.61	
4609 - Curt Bommelman	11302023	November 2023 Mileage	Paid by Check # 382930		11/30/2023	12/04/2023	11/30/2023		12/18/2023	58.95	
13974 - Michele Bruens	113023	November 2023 Mileage	Paid by EFT # 84521		11/30/2023	12/04/2023	11/30/2023		12/18/2023	45.85	
4610 - Heather Cameron	113023	November 2023 Mileage	Paid by Check # 382933		11/30/2023	12/04/2023	11/30/2023		12/18/2023	18.34	
13894 - Jason M. Crowley	113023	November 2023 Mileage	Paid by EFT # 84566		11/30/2023	12/04/2023	11/30/2023		12/18/2023	19.65	
14023 - Rachel Gentile	113023	November 2023 Mileage	Paid by EFT # 84617		11/30/2023	12/04/2023	11/30/2023		12/18/2023	41.59	
13863 - Kristin Glisson	113023	November 2023 Mileage	Paid by EFT # 84619		11/30/2023	12/04/2023	11/30/2023		12/18/2023	34.72	
13513 - Jennifer Lauren Johnson	113023	November 2023 Mileage	Paid by EFT # 84654		11/30/2023	12/04/2023	11/30/2023		12/18/2023	26.20	
13723 - Megan Johnson	113023	November 2023 Mileage	Paid by EFT # 84656		11/30/2023	12/04/2023	11/30/2023		12/18/2023	32.09	
13180 - Michael John Kovach	113023	November 2023 Mileage	Paid by EFT # 84670		11/30/2023	12/04/2023	11/30/2023		12/18/2023	22.27	
4710 - Penny Lange	113023	November 2023 Mileage	Paid by Check # 383017		11/30/2023	12/04/2023	11/30/2023		12/18/2023	25.55	
14178 - Yasmeen Pani	113023	November 2023 Mileage	Paid by EFT # 84716		11/30/2023	12/04/2023	11/30/2023		12/18/2023	22.27	
4915 - Malinda Patterson	113023	November 2023 Mileage	Paid by EFT # 84719		11/30/2023	12/04/2023	11/30/2023		12/18/2023	13.76	
13982 - Sonal M. Sikligar	113023	November 2023 Mileage	Paid by EFT # 84777		11/30/2023	12/04/2023	11/30/2023		12/18/2023	37.99	
13595 - Jennifer Zuttermeister	113023	November 2023 Mileage	Paid by EFT # 84866		11/30/2023	12/04/2023	11/30/2023		12/18/2023	45.85	
									Account 53120 - Employee Mileage Expense Totals	Invoice Transactions 15	<u>\$485.69</u>
Account 60000 - Office Supplies											
4526 - Fifth Third Bank	1571-KH-10/23	October 2023 Statement	Paid by EFT # 84268		11/06/2023	11/20/2023	11/20/2023		12/04/2023	135.25	
3578 - Warehouse Direct, Inc.	5615131-0	office supplies	Paid by EFT # 84439		11/17/2023	11/22/2023	11/22/2023		12/04/2023	24.72	
									Account 60000 - Office Supplies Totals	Invoice Transactions 2	<u>\$159.97</u>
									Sub-Department 254 - Circuit Clerk- Civil Totals	Invoice Transactions 17	<u>\$645.66</u>
Sub-Department 255 - Circuit Clerk- Criminal											
Account 53120 - Employee Mileage Expense											
13205 - Shirley L. Moline	112223	November 2023 Mileage	Paid by EFT # 84341		11/22/2023	11/22/2023	11/22/2023		12/04/2023	15.72	



Judiciary & Public Safety A/P by GL Distribution

Payment Date Range 12/01/23 - 12/31/23

Vendor	Invoice No.	Invoice Description	Status	Held Reason	Invoice Date	Due Date	G/L Date	Received Date	Payment Date	Invoice Amount
Fund 001 - General Fund										
Department 250 - Circuit Clerk										
Sub-Department 255 - Circuit Clerk- Criminal										
Account 53120 - Employee Mileage Expense										
13283 - Benjamin Adam Petschke	113023	November 2023 Mileage	Paid by EFT # 84729		11/30/2023	12/04/2023	11/30/2023		12/18/2023	32.75
14172 - Christina Potter	113023	November 2023 Mileage	Paid by EFT # 84736		11/30/2023	12/04/2023	11/30/2023		12/18/2023	267.24
13300 - Kelsey Spriet	113023	November 2023 Mileage	Paid by EFT # 84784		11/30/2023	12/04/2023	11/30/2023		12/18/2023	96.94
13813 - Paige V. Summerhill	113023	November 2023 Mileage	Paid by EFT # 84791		11/30/2023	12/04/2023	11/30/2023		12/18/2023	15.72
13899 - Jennifer Volintine	113023	November 2023 Mileage	Paid by EFT # 84839		11/30/2023	12/04/2023	11/30/2023		12/18/2023	10.48
14062 - Colby Whitman	113023	November 2023 Mileage	Paid by EFT # 84859		11/30/2023	12/04/2023	11/30/2023		12/18/2023	22.27
13876 - Margaret Wlodek	113023	November 2023 Mileage	Paid by EFT # 84861		11/30/2023	12/04/2023	11/30/2023		12/18/2023	188.64
13627 - Carleen J. Bain	113023	November 2023 Mileage	Paid by EFT # 84506		11/30/2023	12/04/2023	11/30/2023		12/18/2023	141.48
12371 - Marissa Brown	113023	November 2023 Mileage	Paid by EFT # 84520		11/30/2023	12/04/2023	11/30/2023		12/18/2023	64.19
13880 - Alexandra J. Busch	113023	November 2023 Mileage	Paid by EFT # 84525		11/30/2023	12/04/2023	11/30/2023		12/18/2023	22.27
13624 - Theodore James Farrell	113023	November 2023 Mileage	Paid by EFT # 84602		11/30/2023	12/04/2023	11/30/2023		12/18/2023	19.00
13879 - Sterling Sean Garwood	113023	November 2023 Mileage	Paid by EFT # 84613		11/30/2023	12/04/2023	11/30/2023		12/18/2023	13.10
9132 - JOANNE HASSLER	113023	November 2023 Mileage	Paid by Check # 382991		11/30/2023	12/04/2023	11/30/2023		12/18/2023	5.24
11606 - MaryAnn Kabara	113023	November 2023 Mileage	Paid by Check # 383007		11/30/2023	12/04/2023	11/30/2023		12/18/2023	33.41
6312 - Kelly A. Lisner	113023	November 2023 Mileage	Paid by EFT # 84679		11/30/2023	12/04/2023	11/30/2023		12/18/2023	121.17
7987 - Rebecca Lynch	113023	November 2023 Mileage	Paid by Check # 383019		11/30/2023	12/04/2023	11/30/2023		12/18/2023	20.96
							Account 53120 - Employee Mileage Expense Totals	Invoice Transactions 17		<u>\$1,090.58</u>
							Sub-Department 255 - Circuit Clerk- Criminal Totals	Invoice Transactions 17		<u>\$1,090.58</u>
Sub-Department 259 - Circuit Clerk- Chief Deputy										
Account 50160 - Legal Services										
9507 - Statewide Publishing, LLC	937456-20	2023OP1459	Paid by EFT # 84407		11/15/2023	11/20/2023	11/20/2023		12/04/2023	60.00
1226 - Shaw Media	993889	2023OP929/Velazquez	Paid by Check # 382897		11/12/2023	11/20/2023	11/20/2023		12/04/2023	125.00
1226 - Shaw Media	995365	23DN643	Paid by Check # 383046		11/30/2023	12/07/2023	11/30/2023		12/18/2023	125.00



Judiciary & Public Safety A/P by GL Distribution

Payment Date Range 12/01/23 - 12/31/23

Vendor	Invoice No.	Invoice Description	Status	Held Reason	Invoice Date	Due Date	G/L Date	Received Date	Payment Date	Invoice Amount
Fund 001 - General Fund										
Department 250 - Circuit Clerk										
Sub-Department 259 - Circuit Clerk- Chief Deputy										
Account 50160 - Legal Services										
9507 - Statewide Publishing, LLC	935630-20	23DN463	Paid by EFT # 84787		08/30/2023	12/07/2023	11/30/2023		12/18/2023	60.00
9507 - Statewide Publishing, LLC	936898-20	23DN591	Paid by EFT # 84787		10/25/2023	12/07/2023	11/30/2023		12/18/2023	60.00
								Account 50160 - Legal Services Totals	Invoice Transactions 5	<u>\$430.00</u>
Account 60000 - Office Supplies										
2946 - Arthur P O'Hara Inc	27700	office chairs	Paid by Check # 382917		11/17/2023	11/29/2023	11/29/2023		12/18/2023	5,803.82
								Account 60000 - Office Supplies Totals	Invoice Transactions 1	<u>\$5,803.82</u>
								Sub-Department 259 - Circuit Clerk- Chief Deputy Totals	Invoice Transactions 6	<u>\$6,233.82</u>
Sub-Department 260 - Circuit Clerk- Human Resources										
Account 60000 - Office Supplies										
4526 - Fifth Third Bank	1621-KS-10/23	October 2023 Statement	Paid by EFT # 84268		11/06/2023	11/20/2023	11/20/2023		12/04/2023	143.46
								Account 60000 - Office Supplies Totals	Invoice Transactions 1	<u>\$143.46</u>
								Sub-Department 260 - Circuit Clerk- Human Resources Totals	Invoice Transactions 1	<u>\$143.46</u>
								Department 250 - Circuit Clerk Totals	Invoice Transactions 55	<u>\$12,945.43</u>
Department 300 - State's Attorney										
Sub-Department 300 - State's Attorney- Criminal Div										
Account 50150 - Contractual/Consulting Services										
13541 - Dan Shomon Inc.	2023-KCA-OctNov	October and November 2023	Paid by EFT # 84249		11/20/2023	11/21/2023	11/21/2023		12/04/2023	13,000.00
2562 - States Attorney Appellate Prosecutor	December 1, 2023	Appellate Prosecutor's Program 12/1/23-11/30/24	Paid by Check # 383050		10/23/2023	11/17/2023	12/01/2023		12/18/2023	49,000.00
13605 - The Cincinnati Insurance Company	6796501	Bond	Paid by Check # 383053		11/08/2023	12/08/2023	11/08/2023		12/18/2023	225.00
								Account 50150 - Contractual/Consulting Services Totals	Invoice Transactions 3	<u>\$62,225.00</u>
Account 50240 - Trials and Costs of Hearing										
██████████	██████████	██████████	Paid by Check # 382941		11/16/2023	12/01/2023	11/16/2023		12/18/2023	205.61
██████████	██████████	██████████	Paid by EFT # 84647		11/29/2023	12/07/2023	11/29/2023		12/18/2023	130.00
██████████	██████████	██████████	Paid by EFT # 84647		12/06/2023	12/07/2023	12/07/2023		12/18/2023	260.00
								Account 50240 - Trials and Costs of Hearing Totals	Invoice Transactions 3	<u>\$595.61</u>
Account 50260 - Witness Costs										
██████████	██████████	██████████	Paid by EFT # 84312		11/11/2023	11/17/2023	11/17/2023		12/04/2023	53.00
								Account 50260 - Witness Costs Totals	Invoice Transactions 1	<u>\$53.00</u>



Judiciary & Public Safety A/P by GL Distribution

Payment Date Range 12/01/23 - 12/31/23

Vendor	Invoice No.	Invoice Description	Status	Held Reason	Invoice Date	Due Date	G/L Date	Received Date	Payment Date	Invoice Amount	
Fund 001 - General Fund											
Department 300 - State's Attorney											
Sub-Department 300 - State's Attorney- Criminal Div											
Account 50270 - Court Reporter Costs											
1694 - Kobald Reporting Inc	2023-082	[REDACTED]	Paid by EFT #		11/15/2023	11/16/2023	11/16/2023		12/04/2023	38.25	
			84319								
1694 - Kobald Reporting Inc	2023-078	[REDACTED]	Paid by EFT #		10/13/2023	11/20/2023	11/20/2023		12/04/2023	1,152.00	
			84319								
13439 - Theresa (Terri) Wells	012	[REDACTED]	Paid by EFT #		11/16/2023	11/20/2023	11/20/2023		12/04/2023	604.00	
			84449								
13439 - Theresa (Terri) Wells	013	[REDACTED]	Paid by EFT #		12/04/2023	12/05/2023	11/15/2023		12/18/2023	33.50	
			84855								
2019 - Dana D. Bollman	2023-35	[REDACTED]	Paid by EFT #		11/30/2023	12/01/2023	11/30/2023		12/18/2023	932.00	
			84517								
1548 - Lynn M Dreymler	11.29.23	[REDACTED]	Paid by Check		11/29/2023	12/01/2023	11/30/2023		12/18/2023	248.00	
			# 382974								
12431 - Barbara A Johnston	23-0728C	[REDACTED]	Paid by EFT #		12/05/2023	12/07/2023	12/05/2023		12/18/2023	148.00	
			84658								
8335 - Jennifer L. Joyce	JLJ-101723	[REDACTED]	Paid by EFT #		11/30/2023	12/05/2023	11/30/2023		12/18/2023	752.00	
			84660								
8335 - Jennifer L. Joyce	JJ-060623	[REDACTED]	Paid by EFT #		11/30/2023	12/05/2023	11/30/2023		12/18/2023	604.00	
			84660								
8335 - Jennifer L. Joyce	JJ-061323	[REDACTED]	Paid by EFT #		11/30/2023	12/05/2023	11/30/2023		12/18/2023	796.00	
			84660								
									Account 50270 - Court Reporter Costs Totals	Invoice Transactions 10	\$5,307.75
Account 52140 - Repairs and Maint- Copiers											
8930 - Impact Networking, LLC	3102184	Copier SAO, Civil and CAC	Paid by EFT #		11/17/2023	11/20/2023	11/20/2023		12/04/2023	1,461.22	
			84303								
13153 - Toshiba America Business Solutions, Inc	6146170	Copier Contract SAO	Paid by EFT #		11/03/2023	11/16/2023	11/16/2023		12/04/2023	9.18	
			84422								
13153 - Toshiba America Business Solutions, Inc	6159129	Copier Contract SAO	Paid by EFT #		11/14/2023	11/16/2023	11/16/2023		12/04/2023	63.48	
			84422								
2291 - Chicago Office Technology Group (COTG)	IN4856438	Copier Contract SAO	Paid by EFT #		11/17/2023	12/07/2023	11/17/2023		12/18/2023	11.61	
			84539								
									Account 52140 - Repairs and Maint- Copiers Totals	Invoice Transactions 4	\$1,545.49
Account 53110 - Employee Training											
6073 - A-1 Airport Limousine Service Inc	148504	Training Conference	Paid by Check		11/08/2023	11/17/2023	11/17/2023		12/04/2023	327.55	
			# 382827								
4526 - Fifth Third Bank	5128-SD-10/23	October Pcard Charges	Paid by EFT #		11/06/2023	11/17/2023	11/17/2023		12/04/2023	823.71	
			84268								
4526 - Fifth Third Bank	6567-CB-10/23	October Pcard Charges	Paid by EFT #		11/06/2023	11/17/2023	11/17/2023		12/04/2023	468.66	
			84268								
									Account 53110 - Employee Training Totals	Invoice Transactions 3	\$1,619.92
Account 53130 - General Association Dues											
1491 - Attorney Registration & Disciplinary Commission	465700-2024	ARDC Dues 2024	Paid by Check		12/12/2023	12/12/2023	12/12/2023		12/18/2023	17,765.00	
			# 382927								



Judiciary & Public Safety A/P by GL Distribution

Payment Date Range 12/01/23 - 12/31/23

Vendor	Invoice No.	Invoice Description	Status	Held Reason	Invoice Date	Due Date	G/L Date	Received Date	Payment Date	Invoice Amount	
Fund 001 - General Fund											
Department 300 - State's Attorney											
Sub-Department 300 - State's Attorney- Criminal Div											
Account 53130 - General Association Dues											
1695 - Kane County Bar Assn	11.30.23	KCBA Dues	Paid by Check # 383009		11/30/2023	12/06/2023	11/30/2023		12/18/2023	840.00	
									Account 53130 - General Association Dues Totals	Invoice Transactions 2	<u>\$18,605.00</u>
Account 60000 - Office Supplies											
4526 - Fifth Third Bank	6567-CB-10/23	October Pcard Charges	Paid by EFT # 84268		11/06/2023	11/17/2023	11/17/2023		12/04/2023	849.96	
5540 - The Tree House Inc	122919	Toner	Paid by Check # 382899		10/30/2023	11/20/2023	11/20/2023		12/04/2023	4,262.25	
3578 - Warehouse Direct, Inc.	5614580-0	Office supplies	Paid by EFT # 84439		11/17/2023	11/17/2023	11/17/2023		12/04/2023	90.25	
3578 - Warehouse Direct, Inc.	5614972-0	Office supplies	Paid by EFT # 84439		11/17/2023	11/17/2023	11/17/2023		12/04/2023	171.71	
3578 - Warehouse Direct, Inc.	5620362-0	Office supplies	Paid by EFT # 84842		11/29/2023	12/08/2023	11/29/2023		12/18/2023	48.95	
3578 - Warehouse Direct, Inc.	5622979-0	Office supplies	Paid by EFT # 84842		12/01/2023	12/01/2023	12/01/2023		12/18/2023	120.87	
3578 - Warehouse Direct, Inc.	5623059-0	Office Supplies	Paid by EFT # 84842		12/01/2023	12/01/2023	12/01/2023		12/18/2023	145.09	
3578 - Warehouse Direct, Inc.	5626445-0	Office supplies	Paid by EFT # 84842		12/07/2023	12/08/2023	12/08/2023		12/18/2023	7.83	
									Account 60000 - Office Supplies Totals	Invoice Transactions 8	<u>\$5,696.91</u>
Account 60010 - Operating Supplies											
4526 - Fifth Third Bank	3709-AO-10/23	October Pcard Charges	Paid by EFT # 84268		11/06/2023	11/17/2023	11/17/2023		12/04/2023	74.70	
4526 - Fifth Third Bank	5128-SD-10/23	October Pcard Charges	Paid by EFT # 84268		11/06/2023	11/17/2023	11/17/2023		12/04/2023	130.96	
4526 - Fifth Third Bank	6567-CB-10/23	October Pcard Charges	Paid by EFT # 84268		11/06/2023	11/17/2023	11/17/2023		12/04/2023	698.56	
3509 - DS Services of America, Inc. dba Primo Water NA	23839078 112523	Water	Paid by EFT # 84580		11/25/2023	12/07/2023	11/25/2023		12/18/2023	192.93	
									Account 60010 - Operating Supplies Totals	Invoice Transactions 4	<u>\$1,097.15</u>
Account 60050 - Books and Subscriptions											
6521 - Thomson Reuters GRC Inc. (West Government)	849216720	Subscriptions SAO and CAC	Paid by EFT # 84416		11/01/2023	11/17/2023	11/17/2023		12/04/2023	2,652.79	
6521 - Thomson Reuters GRC Inc. (West Government)	849358098	Westlaw Proflex SAO	Paid by EFT # 84803		12/01/2023	12/05/2023	11/30/2023		12/18/2023	4,002.54	
6521 - Thomson Reuters GRC Inc. (West Government)	849432226	Library Plan, Subscription Product, Software Subscriptions	Paid by EFT # 84803		12/01/2023	12/05/2023	11/30/2023		12/18/2023	1,401.29	



Judiciary & Public Safety A/P by GL Distribution

Payment Date Range 12/01/23 - 12/31/23

Vendor	Invoice No.	Invoice Description	Status	Held Reason	Invoice Date	Due Date	G/L Date	Received Date	Payment Date	Invoice Amount
Fund 001 - General Fund										
Department 300 - State's Attorney										
Sub-Department 300 - State's Attorney- Criminal Div										
Account 60050 - Books and Subscriptions										
6521 - Thomson Reuters GRC Inc. (West Government)	849365503	Subscriptions SAO and CAC	Paid by EFT # 84803		12/01/2023	12/05/2023	11/30/2023		12/18/2023	2,691.31
							Account 60050 - Books and Subscriptions Totals		Invoice Transactions 4	<u>\$10,747.93</u>
Account 60055 - Office Equipment - Non Capital										
13154 - Affordable Office Interiors, LLC	72009	Office furniture	Paid by EFT # 84171		11/16/2023	11/16/2023	11/16/2023		12/04/2023	8,459.10
4526 - Fifth Third Bank	1217-JM-10/23	October Pcard Charges	Paid by EFT # 84268		11/06/2023	11/17/2023	11/17/2023		12/04/2023	(3,596.64)
4526 - Fifth Third Bank	6567-CB-10/23	October Pcard Charges	Paid by EFT # 84268		11/06/2023	11/17/2023	11/17/2023		12/04/2023	45.28
							Account 60055 - Office Equipment - Non Capital Totals		Invoice Transactions 3	<u>\$4,907.74</u>
Account 60060 - Computer Software- Non Capital										
5517 - CelleBrite Inc.	Q-355384-2	Cellebrite Software	Paid by EFT # 84533		11/02/2023	12/07/2023	11/02/2023		12/18/2023	29,900.00
							Account 60060 - Computer Software- Non Capital Totals		Invoice Transactions 1	<u>\$29,900.00</u>
Account 60070 - Computer Hardware- Non Capital										
4526 - Fifth Third Bank	3709-AO-10/23	October Pcard Charges	Paid by EFT # 84268		11/06/2023	11/17/2023	11/17/2023		12/04/2023	(159.27)
							Account 60070 - Computer Hardware- Non Capital Totals		Invoice Transactions 1	<u>(\$159.27)</u>
Account 63040 - Fuel- Vehicles										
13021 - WEX BANK	93674550	Fuel Purchases State's Attorney	Paid by EFT # 84858		11/30/2023	12/05/2023	11/30/2023		12/18/2023	695.02
							Account 63040 - Fuel- Vehicles Totals		Invoice Transactions 1	<u>\$695.02</u>
							Sub-Department 300 - State's Attorney- Criminal Div Totals		Invoice Transactions 48	<u>\$142,837.25</u>
Sub-Department 306 - Pre-Arrest Diversion										
Account 50150 - Contractual/Consulting Services										
12311 - Enterprise Fleet Management, Inc.	FBN4890689	Leased Vehicle Collaborative Diversion	Paid by EFT # 84262		11/04/2023	11/16/2023	11/16/2023		12/04/2023	745.55
							Account 50150 - Contractual/Consulting Services Totals		Invoice Transactions 1	<u>\$745.55</u>
Account 53100 - Conferences and Meetings										
12675 - Just In Time Coffee LLC	1300	Witness Lunch	Paid by EFT # 84312		11/21/2023	11/21/2023	11/21/2023		12/04/2023	39.00
							Account 53100 - Conferences and Meetings Totals		Invoice Transactions 1	<u>\$39.00</u>
Account 60010 - Operating Supplies										
4526 - Fifth Third Bank	2714-CD-10/23	October Pcard Charges	Paid by EFT # 84268		11/06/2023	11/17/2023	11/17/2023		12/04/2023	99.99
4826 - Midwest Office Interiors , Inc.	265007	SAMHSA Grant Funded Furniture at Yellow House	Paid by Check # 383022		11/29/2023	12/01/2023	11/29/2023		12/18/2023	25,580.60



Judiciary & Public Safety A/P by GL Distribution

Payment Date Range 12/01/23 - 12/31/23

Vendor	Invoice No.	Invoice Description	Status	Held Reason	Invoice Date	Due Date	G/L Date	Received Date	Payment Date	Invoice Amount
Fund 001 - General Fund										
Department 300 - State's Attorney										
Sub-Department 306 - Pre-Arrest Diversion										
Account 60010 - Operating Supplies										
2748 - Accurate Document Destruction Inc (GROOT)	11708489T095	Document Shredding - SAO	Paid by EFT # 84477		12/01/2023	12/07/2023	11/03/2023		12/18/2023	552.00
3509 - DS Services of America, Inc. dba Primo Water NA	23849458 112523	Water - PAD	Paid by EFT # 84580		11/25/2023	12/07/2023	11/25/2023		12/18/2023	11.57
							Account 60010 - Operating Supplies Totals		Invoice Transactions 4	<u>\$26,244.16</u>
Account 60570 - Office Furniture - Non-Capital										
4826 - Midwest Office Interiors , Inc.	265007	SAMHSA Grant Funded Furniture at Yellow House	Paid by Check # 383022		11/29/2023	12/01/2023	11/29/2023		12/18/2023	19,500.00
							Account 60570 - Office Furniture - Non-Capital Totals		Invoice Transactions 1	<u>\$19,500.00</u>
Account 63040 - Fuel- Vehicles										
13021 - WEX BANK	93674550	Fuel Purchases State's Attorney	Paid by EFT # 84858		11/30/2023	12/05/2023	11/30/2023		12/18/2023	71.79
							Account 63040 - Fuel- Vehicles Totals		Invoice Transactions 1	<u>\$71.79</u>
							Sub-Department 306 - Pre-Arrest Diversion Totals		Invoice Transactions 8	<u>\$46,600.50</u>
							Department 300 - State's Attorney Totals		Invoice Transactions 56	<u>\$189,437.75</u>
Department 360 - Public Defender										
Sub-Department 360 - Public Defender										
Account 50240 - Trials and Costs of Hearing										
[REDACTED]	[REDACTED]	[REDACTED]	Paid by EFT # 84268		11/06/2023	11/20/2023	11/20/2023		12/04/2023	215.04
[REDACTED]	[REDACTED]	[REDACTED]	Paid by EFT # 84268		11/06/2023	11/20/2023	11/20/2023		12/04/2023	61.02
[REDACTED]	[REDACTED]	[REDACTED]	Paid by EFT # 84611		11/29/2023	12/05/2023	11/30/2023		12/18/2023	21,000.00
							Account 50240 - Trials and Costs of Hearing Totals		Invoice Transactions 3	<u>\$21,276.06</u>
Account 52140 - Repairs and Maint- Copiers										
13153 - Toshiba America Business Solutions, Inc	6163813	Acct TOBVMVN Maintenance Contract 11/1-11/30/23 Pub Def	Paid by EFT # 84804		12/04/2023	12/07/2023	11/30/2023		12/18/2023	28.77
							Account 52140 - Repairs and Maint- Copiers Totals		Invoice Transactions 1	<u>\$28.77</u>
Account 53120 - Employee Mileage Expense										
14108 - Mary Boone	110923	Mileage for NIU Public Secotr Open House, APD Boone	Paid by EFT # 84203		11/09/2023	11/20/2023	11/20/2023		12/04/2023	57.64
11155 - Michelle Tilmon	111423	Mileage for NIU Public Secotr Open House, APD Tilmon	Paid by EFT # 84418		11/14/2023	11/20/2023	11/20/2023		12/04/2023	28.82



Judiciary & Public Safety A/P by GL Distribution

Payment Date Range 12/01/23 - 12/31/23

Vendor	Invoice No.	Invoice Description	Status	Held Reason	Invoice Date	Due Date	G/L Date	Received Date	Payment Date	Invoice Amount
Fund 001 - General Fund										
Department 360 - Public Defender										
Sub-Department 360 - Public Defender										
Account 53120 - Employee Mileage Expense										
14196 - Santos D. Diaz	120123	Mileage for serving Subpoenas 11/2-11/28/23 Inv S. Diaz	Paid by EFT # 84574		12/01/2023	12/05/2023	11/30/2023		12/18/2023	172.49
							Account 53120 - Employee Mileage Expense Totals		Invoice Transactions 3	<u>\$258.95</u>
Account 53140 - Attorney Association Dues										
11885 - Illinois Council of Chief Defenders	11/14/2023	2023 Membership Dues Public Defender	Paid by Check # 382999		11/14/2023	12/05/2023	11/30/2023		12/18/2023	550.00
							Account 53140 - Attorney Association Dues Totals		Invoice Transactions 1	<u>\$550.00</u>
Account 55000 - Miscellaneous Contractual Exp										
4526 - Fifth Third Bank	9854-PC-10/23	October 2023 P-Card Charges	Paid by EFT # 84268		11/06/2023	11/22/2023	11/22/2023		12/04/2023	3.88
2748 - Accurate Document Destruction Inc (GROOT)	11708364T095	Acct 3095-453241 Paper Shredding 11/20/23 Pub Defender	Paid by EFT # 84477		12/01/2023	12/07/2023	11/30/2023		12/18/2023	633.75
3206 - Verizon Wireless	9949159535	Acct 642016383 Cell Phones 10/13-11/12/23 Pub. Defenders	Paid by Check # 383064		11/12/2023	12/05/2023	11/30/2023		12/18/2023	213.63
4411 - Brenda Willett	120523	Cell Phone Usage June-November 2023 B. Willett	Paid by EFT # 84860		12/05/2023	12/07/2023	11/30/2023		12/18/2023	300.00
							Account 55000 - Miscellaneous Contractual Exp Totals		Invoice Transactions 4	<u>\$1,151.26</u>
Account 60000 - Office Supplies										
4526 - Fifth Third Bank	1627-JC-10/23	October Pcard Charges	Paid by EFT # 84268		11/06/2023	11/20/2023	11/20/2023		12/04/2023	1,479.71
4526 - Fifth Third Bank	1635-RC-10/23	October Pcard Charges	Paid by EFT # 84268		11/06/2023	11/20/2023	11/20/2023		12/04/2023	625.61
4526 - Fifth Third Bank	4867-BW-10/23	October Pcard Charges	Paid by EFT # 84268		11/06/2023	11/20/2023	11/20/2023		12/04/2023	807.25
3578 - Warehouse Direct, Inc.	5614846-0	Acct 142052 Desktop calendar Pub Defenders	Paid by EFT # 84439		11/17/2023	11/20/2023	11/20/2023		12/04/2023	14.44
							Account 60000 - Office Supplies Totals		Invoice Transactions 4	<u>\$2,927.01</u>
Account 60050 - Books and Subscriptions										
4526 - Fifth Third Bank	4867-BW-10/23	October Pcard Charges	Paid by EFT # 84268		11/06/2023	11/20/2023	11/20/2023		12/04/2023	15.99
6521 - Thomson Reuters GRC Inc. (West Government)	849185445	Acct 1000174079 Clear 10/1-10/31/23 Pub Defender Office	Paid by EFT # 84416		11/01/2023	11/20/2023	11/20/2023		12/04/2023	881.65
6521 - Thomson Reuters GRC Inc. (West Government)	849337378	Acct 100017408 Westlaw Proflex 11/1-11/30/23 Pub Defender	Paid by EFT # 84803		12/01/2023	12/05/2023	11/30/2023		12/18/2023	4,557.75



Judiciary & Public Safety A/P by GL Distribution

Payment Date Range 12/01/23 - 12/31/23

Vendor	Invoice No.	Invoice Description	Status	Held Reason	Invoice Date	Due Date	G/L Date	Received Date	Payment Date	Invoice Amount
Fund 001 - General Fund										
Department 360 - Public Defender										
Sub-Department 360 - Public Defender										
Account 60050 - Books and Subscriptions										
6521 - Thomson Reuters GRC Inc. (West Government)	849418257	Acct 1000174078 12/1-12/23 Books & Bounds Vol. Pub Defender Off.	Paid by EFT # 84803		12/01/2023	12/05/2023	12/05/2023		12/18/2023	257.48
							Account 60050 - Books and Subscriptions Totals		Invoice Transactions 4	<u>\$5,712.87</u>
							Sub-Department 360 - Public Defender Totals		Invoice Transactions 20	<u>\$31,904.92</u>
							Department 360 - Public Defender Totals		Invoice Transactions 20	<u>\$31,904.92</u>
Department 380 - Sheriff										
Sub-Department 380 - Sheriff										
Account 50290 - Investigations										
4526 - Fifth Third Bank	5682-ER-10/23	RICHARDS PCARD	Paid by EFT # 84268		11/06/2023	11/21/2023	11/21/2023		12/04/2023	240.85
4526 - Fifth Third Bank	5608-NM-10/23	MORAVEC PCARD	Paid by EFT # 84268		11/06/2023	11/21/2023	11/21/2023		12/04/2023	231.00
4526 - Fifth Third Bank	0447-SB-10/23	BRUENING PCARD	Paid by EFT # 84268		11/06/2023	11/22/2023	11/22/2023		12/04/2023	371.80
4526 - Fifth Third Bank	5993-AD-10/23	DOMINGUEZ PCARD	Paid by EFT # 84268		11/06/2023	11/22/2023	11/22/2023		12/04/2023	419.88
4526 - Fifth Third Bank	1568-DW-10/23	D. WOLF PCARD	Paid by EFT # 84268		11/06/2023	11/27/2023	11/27/2023		12/04/2023	5.00
							Account 50290 - Investigations Totals		Invoice Transactions 5	<u>\$1,268.53</u>
Account 50300 - Extradition Costs										
4526 - Fifth Third Bank	0089-BFD-10/23	[REDACTED]	Paid by EFT # 84268		11/06/2023	11/21/2023	11/21/2023		12/04/2023	69.30
4526 - Fifth Third Bank	1884-JV-10/23	[REDACTED]	Paid by EFT # 84268		11/06/2023	11/21/2023	11/21/2023		12/04/2023	15.86
3229 - Petty Cash-Sheriff	113023	[REDACTED]	Paid by Check # 383036		11/30/2023	12/07/2023	11/30/2023		12/18/2023	128.00
3229 - Petty Cash-Sheriff	113023a	[REDACTED]	Paid by Check # 383036		11/30/2023	12/07/2023	11/30/2023		12/18/2023	128.00
							Account 50300 - Extradition Costs Totals		Invoice Transactions 4	<u>\$341.16</u>
Account 52150 - Repairs and Maint- Comm Equip										
13153 - Toshiba America Business Solutions, Inc	6145972	Copier, photocopier maintenance	Paid by EFT # 84804		11/03/2023	12/08/2023	11/30/2023		12/18/2023	22.80
							Account 52150 - Repairs and Maint- Comm Equip Totals		Invoice Transactions 1	<u>\$22.80</u>
Account 52230 - Repairs and Maint- Vehicles										
11377 - Via Carlita, LLC dba Hawk Ford of St. Charles	71732	Automotive Equip & Supplies	Paid by EFT # 84434		08/18/2023	11/22/2023	11/22/2023		12/04/2023	399.11



Judiciary & Public Safety A/P by GL Distribution

Payment Date Range 12/01/23 - 12/31/23

Vendor	Invoice No.	Invoice Description	Status	Held Reason	Invoice Date	Due Date	G/L Date	Received Date	Payment Date	Invoice Amount
Fund 001 - General Fund										
Department 380 - Sheriff										
Sub-Department 380 - Sheriff										
Account 52230 - Repairs and Maint- Vehicles										
11377 - Via Carlita, LLC dba Hawk Ford of St. Charles	CM69734	Automotive Equip & Supplies	Paid by EFT # 84434		09/21/2023	11/22/2023	11/22/2023		12/04/2023	(187.50)
11377 - Via Carlita, LLC dba Hawk Ford of St. Charles	74484	Automotive Equip & Supplies	Paid by EFT # 84434		10/19/2023	11/22/2023	11/22/2023		12/04/2023	627.51
11377 - Via Carlita, LLC dba Hawk Ford of St. Charles	CM54570	Automotive Equip & Supplies	Paid by EFT # 84434		04/18/2023	11/22/2023	11/22/2023		12/04/2023	(22.11)
11377 - Via Carlita, LLC dba Hawk Ford of St. Charles	CM61705	Automotive Equip & Supplies	Paid by EFT # 84434		04/30/2023	11/22/2023	11/22/2023		12/04/2023	(16.64)
11377 - Via Carlita, LLC dba Hawk Ford of St. Charles	75654	Automotive Equip & Supplies	Paid by EFT # 84434		11/16/2023	11/22/2023	11/22/2023		12/04/2023	389.08
11377 - Via Carlita, LLC dba Hawk Ford of St. Charles	CM52843	Automotive Equip & Supplies	Paid by EFT # 84434		05/11/2023	11/22/2023	11/22/2023		12/04/2023	(18.80)
11377 - Via Carlita, LLC dba Hawk Ford of St. Charles	CM54570A	Automotive Equip & Supplies	Paid by EFT # 84434		05/11/2023	11/22/2023	11/22/2023		12/04/2023	(26.37)
11377 - Via Carlita, LLC dba Hawk Ford of St. Charles	71743	Automotive Equip & Supplies	Paid by EFT # 84434		08/18/2023	11/22/2023	11/22/2023		12/04/2023	460.10
11377 - Via Carlita, LLC dba Hawk Ford of St. Charles	CM65652	Automotive Equip & Supplies	Paid by EFT # 84434		05/11/2023	11/22/2023	11/22/2023		12/04/2023	(22.22)
3583 - Elburn NAPA Inc (North Aurora)	452719	Automotive Equip & Supplies	Paid by EFT # 84260		11/14/2023	11/17/2023	11/17/2023		12/04/2023	53.67
3583 - Elburn NAPA Inc (North Aurora)	452693	Automotive Equip & Supplies	Paid by EFT # 84260		11/14/2023	11/17/2023	11/17/2023		12/04/2023	94.62
3583 - Elburn NAPA Inc (North Aurora)	451745	Automotive Equip & Supplies	Paid by EFT # 84260		11/01/2023	11/17/2023	11/17/2023		12/04/2023	(18.00)
4526 - Fifth Third Bank	9626-MW-10/23	WILGOSIEWICZ PCARD	Paid by EFT # 84268		11/06/2023	11/21/2023	11/21/2023		12/04/2023	154.40
4526 - Fifth Third Bank	4681-GH-10/23	HARRISON PCARD	Paid by EFT # 84268		11/06/2023	11/21/2023	11/21/2023		12/04/2023	694.66
4526 - Fifth Third Bank	6766-EC-10/23	CATICH PCARD	Paid by EFT # 84268		11/06/2023	11/22/2023	11/22/2023		12/04/2023	1,244.16
12046 - Hollywood Tools, LLC	11152387313	Automotive Equip & Supplies	Paid by EFT # 84295		11/15/2023	11/17/2023	11/17/2023		12/04/2023	7.40
1933 - Poms Tire Service Inc	640112021	Tires	Paid by EFT # 84367		11/10/2023	11/17/2023	11/17/2023		12/04/2023	2,737.12
1325 - Priority Products, Inc.	997026	Automotive Equip & Supplies	Paid by Check # 382892		11/15/2023	11/17/2023	11/17/2023		12/04/2023	152.82
10878 - APC Stores, Inc (Bumper to Bumper)	478-586371	Automotive Equip & Supplies	Paid by EFT # 84177		11/15/2023	11/17/2023	11/17/2023		12/04/2023	168.00
10878 - APC Stores, Inc (Bumper to Bumper)	478-586432	Automotive Equip & Supplies	Paid by EFT # 84177		11/16/2023	11/22/2023	11/22/2023		12/04/2023	9.99
10878 - APC Stores, Inc (Bumper to Bumper)	478-586817	Automotive Equip & Supplies	Paid by EFT # 84493		11/27/2023	12/06/2023	11/30/2023		12/18/2023	23.99



Judiciary & Public Safety A/P by GL Distribution

Payment Date Range 12/01/23 - 12/31/23

Vendor	Invoice No.	Invoice Description	Status	Held Reason	Invoice Date	Due Date	G/L Date	Received Date	Payment Date	Invoice Amount
Fund 001 - General Fund										
Department 380 - Sheriff										
Sub-Department 380 - Sheriff										
Account 52230 - Repairs and Maint- Vehicles										
10878 - APC Stores, Inc (Bumper to Bumper)	478-586873	Automotive Equip & Supplies	Paid by EFT # 84493		11/28/2023	12/06/2023	11/30/2023		12/18/2023	7.98
10878 - APC Stores, Inc (Bumper to Bumper)	478-586575	Automotive Equip & Supplies	Paid by EFT # 84493		11/20/2023	12/06/2023	11/30/2023		12/18/2023	12.99
10878 - APC Stores, Inc (Bumper to Bumper)	478-586646	Automotive Equip & Supplies	Paid by EFT # 84493		11/21/2023	12/06/2023	11/30/2023		12/18/2023	43.56
10878 - APC Stores, Inc (Bumper to Bumper)	478-586664	Automotive Equip & Supplies	Paid by EFT # 84493		11/21/2023	12/06/2023	11/30/2023		12/18/2023	261.36
10878 - APC Stores, Inc (Bumper to Bumper)	478-586592	Automotive Equip & Supplies	Paid by EFT # 84493		11/20/2023	12/06/2023	11/30/2023		12/18/2023	144.99
10878 - APC Stores, Inc (Bumper to Bumper)	478-586943	Automotive Equip & Supplies	Paid by EFT # 84493		11/29/2023	12/06/2023	11/30/2023		12/18/2023	121.92
10878 - APC Stores, Inc (Bumper to Bumper)	478-586960	Automotive Equip & Supplies	Paid by EFT # 84493		11/29/2023	12/06/2023	11/30/2023		12/18/2023	48.98
10878 - APC Stores, Inc (Bumper to Bumper)	478-587002	Automotive Equip & Supplies	Paid by EFT # 84493		11/30/2023	12/07/2023	11/30/2023		12/18/2023	555.63
10878 - APC Stores, Inc (Bumper to Bumper)	478-587152	Automotive Equip & Supplies	Paid by EFT # 84493		12/04/2023	12/07/2023	12/07/2023		12/18/2023	17.58
10878 - APC Stores, Inc (Bumper to Bumper)	478-587308	Automotive Equip & Supplies	Paid by EFT # 84493		12/07/2023	12/07/2023	12/07/2023		12/18/2023	8.97
5852 - Battery Service Corporation	0104649	Automotive Equip & Supplies	Paid by EFT # 84510		11/20/2023	12/07/2023	11/30/2023		12/18/2023	740.80
11061 - Bob Jass Chevrolet, Inc.	86848	Automotive Equip & Supplies	Paid by EFT # 84516		11/27/2023	12/07/2023	11/30/2023		12/18/2023	28.70
4395 - Cert Auto Repair St Charles dba Cert Towing & Rcvy	23-11-8073	Towing	Paid by EFT # 84537		11/04/2023	12/07/2023	11/30/2023		12/18/2023	155.00
4115 - Chad's Towing & Recovery, Inc.	78432	Towing	Paid by Check # 382936		10/19/2023	12/07/2023	11/30/2023		12/18/2023	150.00
4115 - Chad's Towing & Recovery, Inc.	77385	Towing	Paid by Check # 382936		06/23/2023	12/07/2023	11/30/2023		12/18/2023	150.00
2225 - Cintas Corporation	4175340117	Shop Towels and uniforms Laundered	Paid by Check # 382940		11/28/2023	12/07/2023	11/30/2023		12/18/2023	46.77
2225 - Cintas Corporation	4176089356	Shop Towels and uniforms Laundered	Paid by Check # 382940		12/05/2023	12/07/2023	12/07/2023		12/18/2023	46.77
3171 - Strypes Plus More, Inc.	17297	Automotive Equip & Supplies	Paid by EFT # 84789		11/17/2023	12/06/2023	11/30/2023		12/18/2023	50.00
8388 - Havlicek Geneva Ace Hardware LLC	105073/1	Automotive Equip & Supplies	Paid by EFT # 84632		12/07/2023	12/07/2023	12/07/2023		12/18/2023	27.20
3583 - Elburn NAPA Inc (North Aurora)	453564	Automotive Equip & Supplies	Paid by EFT # 84592		11/27/2023	12/06/2023	11/30/2023		12/18/2023	1,674.14
3583 - Elburn NAPA Inc (North Aurora)	955845	Automotive Equip & Supplies	Paid by EFT # 84591		11/28/2023	12/06/2023	11/30/2023		12/18/2023	19.71



Judiciary & Public Safety A/P by GL Distribution

Payment Date Range 12/01/23 - 12/31/23

Vendor	Invoice No.	Invoice Description	Status	Held Reason	Invoice Date	Due Date	G/L Date	Received Date	Payment Date	Invoice Amount
Fund 001 - General Fund										
Department 380 - Sheriff										
Sub-Department 380 - Sheriff										
Account 52230 - Repairs and Maint- Vehicles										
3583 - Elburn NAPA Inc (North Aurora)	453780	Automotive Equip & Supplies	Paid by EFT # 84592		11/29/2023	12/06/2023	11/30/2023		12/18/2023	79.98
11377 - Via Carlita, LLC dba Hawk Ford of St. Charles	76094	Automotive Equip & Supplies	Paid by EFT # 84834		11/28/2023	12/07/2023	11/30/2023		12/18/2023	254.52
11377 - Via Carlita, LLC dba Hawk Ford of St. Charles	75899	Automotive Equip & Supplies	Paid by EFT # 84834		11/21/2023	12/07/2023	11/30/2023		12/18/2023	203.76
11377 - Via Carlita, LLC dba Hawk Ford of St. Charles	76060	Automotive Equip & Supplies	Paid by EFT # 84834		11/27/2023	12/07/2023	11/30/2023		12/18/2023	296.73
11377 - Via Carlita, LLC dba Hawk Ford of St. Charles	75896	Automotive Equip & Supplies	Paid by EFT # 84834		12/06/2023	12/07/2023	12/07/2023		12/18/2023	127.26
11377 - Via Carlita, LLC dba Hawk Ford of St. Charles	76139	Automotive Equip & Supplies	Paid by EFT # 84834		12/05/2023	12/07/2023	12/07/2023		12/18/2023	245.49
5246 - Weldstar Company	0002234996	Fuel, diesel	Paid by Check # 383065		11/24/2023	12/07/2023	11/30/2023		12/18/2023	19.84
								Account 52230 - Repairs and Maint- Vehicles Totals		
								Invoice Transactions		50
										\$12,445.62
Account 53110 - Employee Training										
1696 - College of DuPage	15605	BEAVER & RIVERA/ TUITION PAYMENT	Paid by Check # 382848		11/03/2023	11/22/2023	11/22/2023		12/04/2023	450.00
4526 - Fifth Third Bank	0728-AJ-10/23	JOHNSON PCARD	Paid by EFT # 84268		11/06/2023	11/21/2023	11/21/2023		12/04/2023	1,815.80
4526 - Fifth Third Bank	5682-ER-10/23	RICHARDS PCARD	Paid by EFT # 84268		11/06/2023	11/21/2023	11/21/2023		12/04/2023	1,646.76
4526 - Fifth Third Bank	0447-SB-10/23	BRUENING PCARD	Paid by EFT # 84268		11/06/2023	11/22/2023	11/22/2023		12/04/2023	310.00
4526 - Fifth Third Bank	6766-EC-10/23	CATICH PCARD	Paid by EFT # 84268		11/06/2023	11/22/2023	11/22/2023		12/04/2023	45.00
4526 - Fifth Third Bank	8854-RH-10/23	HAIN PCARD	Paid by EFT # 84268		11/06/2023	11/22/2023	11/22/2023		12/04/2023	2,068.65
4526 - Fifth Third Bank	0684-EM-10/23	MULDER PCARD	Paid by EFT # 84268		11/06/2023	11/28/2023	11/28/2023		12/04/2023	7,395.11
1354 - North East Multi-Regional Training Inc	338709	Employee training	Paid by Check # 383032		10/30/2023	12/07/2023	11/30/2023		12/18/2023	200.00
1354 - North East Multi-Regional Training Inc	338806	Employee training	Paid by Check # 383032		10/30/2023	12/07/2023	11/30/2023		12/18/2023	350.00
3229 - Petty Cash-Sheriff	112723	A. JOHNSON/ TRAINING REIMBURSEMENT/TRA VEL	Paid by Check # 383036		11/27/2023	12/07/2023	11/30/2023		12/18/2023	656.80



Judiciary & Public Safety A/P by GL Distribution

Payment Date Range 12/01/23 - 12/31/23

Vendor	Invoice No.	Invoice Description	Status	Held Reason	Invoice Date	Due Date	G/L Date	Received Date	Payment Date	Invoice Amount	
Fund 001 - General Fund											
Department 380 - Sheriff											
Sub-Department 380 - Sheriff											
Account 53110 - Employee Training											
3229 - Petty Cash-Sheriff	112723c	P. BURGERT/ TRAINING REIMBURSEMENT/ TRAVEL	Paid by Check # 383036		11/27/2023	12/07/2023	11/30/2023		12/18/2023	70.00	
									Account 53110 - Employee Training Totals	Invoice Transactions 11	<u>\$15,008.12</u>
Account 60000 - Office Supplies											
4526 - Fifth Third Bank	5682-ER-10/23	RICHARDS PCARD	Paid by EFT # 84268		11/06/2023	11/21/2023	11/21/2023		12/04/2023	50.24	
4526 - Fifth Third Bank	5993-AD-10/23	DOMINGUEZ PCARD	Paid by EFT # 84268		11/06/2023	11/22/2023	11/22/2023		12/04/2023	34.00	
									Account 60000 - Office Supplies Totals	Invoice Transactions 2	<u>\$84.24</u>
Account 60010 - Operating Supplies											
4526 - Fifth Third Bank	0728-AJ-10/23	JOHNSON PCARD	Paid by EFT # 84268		11/06/2023	11/21/2023	11/21/2023		12/04/2023	51.23	
4526 - Fifth Third Bank	5682-ER-10/23	RICHARDS PCARD	Paid by EFT # 84268		11/06/2023	11/21/2023	11/21/2023		12/04/2023	29.00	
4526 - Fifth Third Bank	6766-EC-10/23	CATICH PCARD	Paid by EFT # 84268		11/06/2023	11/22/2023	11/22/2023		12/04/2023	114.65	
4526 - Fifth Third Bank	8854-RH-10/23	HAIN PCARD	Paid by EFT # 84268		11/06/2023	11/22/2023	11/22/2023		12/04/2023	251.00	
4526 - Fifth Third Bank	5993-AD-10/23	DOMINGUEZ PCARD	Paid by EFT # 84268		11/06/2023	11/22/2023	11/22/2023		12/04/2023	471.61	
1390 - Menards, Inc.	18163	Office Supplies	Paid by EFT # 84334		11/08/2023	11/17/2023	11/17/2023		12/04/2023	109.26	
3786 - Fox Valley Park District	1420	SOUTH SUBSTATION	Paid by Check # 382986		12/01/2023	12/08/2023	12/08/2023		12/18/2023	500.00	
									Account 60010 - Operating Supplies Totals	Invoice Transactions 7	<u>\$1,526.75</u>
Account 60180 - S.W.A.T. Supplies											
4526 - Fifth Third Bank	0684-EM-10/23	MULDER PCARD	Paid by EFT # 84268		11/06/2023	11/28/2023	11/28/2023		12/04/2023	2,490.00	
									Account 60180 - S.W.A.T. Supplies Totals	Invoice Transactions 1	<u>\$2,490.00</u>
Account 60190 - Bomb Squad Supplies											
4526 - Fifth Third Bank	1568-DW-10/23	D. WOLF PCARD	Paid by EFT # 84268		11/06/2023	11/27/2023	11/27/2023		12/04/2023	878.83	
									Account 60190 - Bomb Squad Supplies Totals	Invoice Transactions 1	<u>\$878.83</u>
Account 60210 - Uniform Supplies											
2120 - Ray O'Herron Co., Inc.	2306894	MCWHIRTER/ UNIFORMS	Paid by EFT # 84376		11/14/2023	11/17/2023	11/17/2023		12/04/2023	58.24	
2120 - Ray O'Herron Co., Inc.	2308467	Uniforms	Paid by EFT # 84376		11/21/2023	11/22/2023	11/22/2023		12/04/2023	87.77	



Judiciary & Public Safety A/P by GL Distribution

Payment Date Range 12/01/23 - 12/31/23

Vendor	Invoice No.	Invoice Description	Status	Held Reason	Invoice Date	Due Date	G/L Date	Received Date	Payment Date	Invoice Amount	
Fund 001 - General Fund											
Department 380 - Sheriff											
Sub-Department 380 - Sheriff											
Account 60210 - Uniform Supplies											
2120 - Ray O'Herron Co., Inc.	2309055	MCWHIRTER/ UNIFORMS	Paid by EFT # 84751		11/27/2023	12/07/2023	11/30/2023		12/18/2023	179.65	
1354 - North East Multi-Regional Training Inc	338737	Employee training	Paid by Check # 383032		10/30/2023	12/07/2023	11/30/2023		12/18/2023	240.00	
1354 - North East Multi-Regional Training Inc	337549	Employee training	Paid by Check # 383032		10/13/2023	12/07/2023	11/30/2023		12/18/2023	780.00	
1354 - North East Multi-Regional Training Inc	337274	Employee training	Paid by Check # 383032		10/13/2023	12/07/2023	11/30/2023		12/18/2023	300.00	
									Account 60210 - Uniform Supplies Totals	Invoice Transactions 6	<u>\$1,645.66</u>
Account 63040 - Fuel- Vehicles											
6477 - Al Warren Oil Company, Inc.	W1607642	Fuel	Paid by Check # 382829		11/13/2023	11/17/2023	11/17/2023		12/04/2023	5,553.58	
11966 - PetroChoice Holdings Inc	51373015	Fuel, diesel	Paid by EFT # 84361		11/13/2023	11/17/2023	11/17/2023		12/04/2023	3,805.45	
13021 - WEX BANK	93715785	Fuel	Paid by EFT # 84858		11/30/2023	12/07/2023	11/30/2023		12/18/2023	26,355.57	
6477 - Al Warren Oil Company, Inc.	W1610800	Fuel	Paid by Check # 382914		11/27/2023	12/07/2023	11/30/2023		12/18/2023	4,171.44	
									Account 63040 - Fuel- Vehicles Totals	Invoice Transactions 4	<u>\$39,886.04</u>
									Sub-Department 380 - Sheriff Totals	Invoice Transactions 92	<u>\$75,597.75</u>
Sub-Department 382 - Adult Corrections											
Account 50210 - Medical/Dental/Hospital Services											
3229 - Petty Cash-Sheriff	111623	PHYSICIANS IMMEDIATE CARE/INV 26711	Paid by Check # 382890		11/16/2023	11/17/2023	11/17/2023		12/04/2023	387.00	
3229 - Petty Cash-Sheriff	120323	STERICYCLE/INV80051 42046 & INV8004844700	Paid by Check # 383036		12/03/2023	12/08/2023	12/08/2023		12/18/2023	590.00	
12965 - COPS Testing Service Inc	108587	employee physicals	Paid by EFT # 84559		11/16/2023	12/07/2023	11/30/2023		12/18/2023	900.00	
12596 - Lighthouse Recovery, Inc.	7980	Medical Contracts	Paid by EFT # 84678		12/01/2023	12/08/2023	11/30/2023		12/18/2023	25,000.00	
									Account 50210 - Medical/Dental/Hospital Services Totals	Invoice Transactions 4	<u>\$26,877.00</u>
Account 52000 - Disposal and Water Softener Srvs											
1216 - Waste Management of Illinois - West	0002934-2011-3	Services - Sanitation, Waste Pickup	Paid by EFT # 84440		11/01/2023	11/17/2023	11/17/2023		12/04/2023	23.75	
									Account 52000 - Disposal and Water Softener Srvs Totals	Invoice Transactions 1	<u>\$23.75</u>
Account 52160 - Repairs and Maint- Equipment											
4526 - Fifth Third Bank	8854-RH-10/23	HAIN PCARD	Paid by EFT # 84268		11/06/2023	11/22/2023	11/22/2023		12/04/2023	573.73	



Judiciary & Public Safety A/P by GL Distribution

Payment Date Range 12/01/23 - 12/31/23

Vendor	Invoice No.	Invoice Description	Status	Held Reason	Invoice Date	Due Date	G/L Date	Received Date	Payment Date	Invoice Amount	
Fund 001 - General Fund											
Department 380 - Sheriff											
Sub-Department 382 - Adult Corrections											
Account 52160 - Repairs and Maint- Equipment											
4526 - Fifth Third Bank	0684-EM-10/23	MULDER PCARD	Paid by EFT # 84268		11/06/2023	11/28/2023	11/28/2023		12/04/2023	103.38	
8930 - Impact Networking, LLC	3098464	Copier, photocopier maintenance	Paid by EFT # 84303		11/13/2023	11/21/2023	11/21/2023		12/04/2023	185.81	
8930 - Impact Networking, LLC	3098369	Copier, photocopier maintenance	Paid by EFT # 84303		11/13/2023	11/21/2023	11/21/2023		12/04/2023	48.40	
									Account 52160 - Repairs and Maint- Equipment Totals	Invoice Transactions 4	<u>\$911.32</u>
Account 53110 - Employee Training											
4526 - Fifth Third Bank	1979-PO-10/23	OSMANI PCARD	Paid by EFT # 84268		11/06/2023	11/22/2023	11/22/2023		12/04/2023	2,512.08	
4526 - Fifth Third Bank	1751-JD-10/23	DAWSON PCARD	Paid by EFT # 84268		11/06/2023	11/22/2023	11/22/2023		12/04/2023	66.95	
4526 - Fifth Third Bank	0684-EM-10/23	MULDER PCARD	Paid by EFT # 84268		11/06/2023	11/28/2023	11/28/2023		12/04/2023	285.60	
3229 - Petty Cash-Sheriff	112723a	S. FLOWERS/ TRAVEL EXPENSE/ TRAINING	Paid by Check # 383036		11/27/2023	12/08/2023	11/30/2023		12/18/2023	70.00	
3229 - Petty Cash-Sheriff	112723b	J. DIRECTO/ TRAVEL EXPENSES/ TRAINING	Paid by Check # 383036		11/27/2023	12/08/2023	11/30/2023		12/18/2023	70.00	
									Account 53110 - Employee Training Totals	Invoice Transactions 5	<u>\$3,004.63</u>
Account 60010 - Operating Supplies											
4526 - Fifth Third Bank	5682-ER-10/23	RICHARDS PCARD	Paid by EFT # 84268		11/06/2023	11/21/2023	11/21/2023		12/04/2023	298.00	
4526 - Fifth Third Bank	1979-PO-10/23	OSMANI PCARD	Paid by EFT # 84268		11/06/2023	11/22/2023	11/22/2023		12/04/2023	90.56	
4526 - Fifth Third Bank	1751-JD-10/23	DAWSON PCARD	Paid by EFT # 84268		11/06/2023	11/22/2023	11/22/2023		12/04/2023	76.00	
4526 - Fifth Third Bank	6766-EC-10/23	CATICH PCARD	Paid by EFT # 84268		11/06/2023	11/22/2023	11/22/2023		12/04/2023	53.35	
2120 - Ray O'Herron Co., Inc.	2307756	DOTY/ UNIFORMS	Paid by EFT # 84376		11/17/2023	11/22/2023	11/22/2023		12/04/2023	434.21	
									Account 60010 - Operating Supplies Totals	Invoice Transactions 5	<u>\$952.12</u>
Account 60210 - Uniform Supplies											
2225 - Cintas Corporation	4173952691	Shop Towels and uniforms Laundered	Paid by Check # 382844		11/14/2023	11/17/2023	11/17/2023		12/04/2023	58.94	
2225 - Cintas Corporation	4173952710	MAINTENANCE UNIFORMS LAUNDERED	Paid by Check # 382844		11/14/2023	11/17/2023	11/17/2023		12/04/2023	65.39	
2225 - Cintas Corporation	4174622108	MAINTENANCE UNIFORMS LAUNDERED	Paid by Check # 382844		11/20/2023	11/22/2023	11/22/2023		12/04/2023	302.12	
2225 - Cintas Corporation	4174622074	Shop Towels and uniforms Laundered	Paid by Check # 382844		11/20/2023	11/22/2023	11/22/2023		12/04/2023	46.77	



Judiciary & Public Safety A/P by GL Distribution

Payment Date Range 12/01/23 - 12/31/23

Vendor	Invoice No.	Invoice Description	Status	Held Reason	Invoice Date	Due Date	G/L Date	Received Date	Payment Date	Invoice Amount	
Fund 001 - General Fund											
Department 380 - Sheriff											
Sub-Department 382 - Adult Corrections											
Account 60210 - Uniform Supplies											
2120 - Ray O'Herron Co., Inc.	2308125	ROLFSMEIER/ UNIFORM	Paid by EFT # 84376		11/20/2023	11/22/2023	11/22/2023		12/04/2023	30.00	
2120 - Ray O'Herron Co., Inc.	2307761	GRIFFIN/ UNIFORMS	Paid by EFT # 84376		11/17/2023	11/22/2023	11/22/2023		12/04/2023	624.00	
3578 - Warehouse Direct, Inc.	5611590-0	Office Supplies	Paid by EFT # 84439		11/14/2023	11/21/2023	11/21/2023		12/04/2023	281.37	
3578 - Warehouse Direct, Inc.	5607129-0	Office Supplies	Paid by EFT # 84439		11/07/2023	11/21/2023	11/21/2023		12/04/2023	281.37	
2225 - Cintas Corporation	4175340028	MAINTENANCE UNIFORMS LAUNDERED	Paid by Check # 382940		11/28/2023	12/08/2023	12/08/2023		12/18/2023	60.04	
12285 - Midwest Public Safety LLC	146108148	Police equipment & supplies	Paid by EFT # 84695		12/01/2023	12/07/2023	11/30/2023		12/18/2023	2,480.00	
1354 - North East Multi-Regional Training Inc	338639	Employee training	Paid by Check # 383032		10/30/2023	12/07/2023	11/30/2023		12/18/2023	925.00	
									Account 60210 - Uniform Supplies Totals	Invoice Transactions 11	\$5,155.00
Account 60230 - Food											
12932 - Andromeda Computing Systems Inc	122194	Computer software maintenance	Paid by EFT # 84176		11/10/2023	11/21/2023	11/21/2023		12/04/2023	531.25	
1435 - Aramark Services, Inc.	200526800- 000856	Cafeteria, kitchen equipment, food service, and supplies	Paid by Check # 382831		11/01/2023	11/21/2023	11/21/2023		12/04/2023	10.98	
1435 - Aramark Services, Inc.	200526800- 000859	Cafeteria, kitchen equipment, food service, and supplies	Paid by Check # 382831		11/08/2023	11/21/2023	11/21/2023		12/04/2023	9.36	
1435 - Aramark Services, Inc.	200526800- 000855	Inmate Food	Paid by Check # 382831		11/01/2023	11/21/2023	11/21/2023		12/04/2023	12,913.15	
1435 - Aramark Services, Inc.	200526800- 000858	Inmate Food	Paid by Check # 382831		11/08/2023	11/21/2023	11/21/2023		12/04/2023	12,010.49	
1165 - BI, Inc.	1376867	EHM SERVICES	Paid by EFT # 84198		10/31/2023	11/21/2023	11/21/2023		12/04/2023	154.10	
12287 - Century Springs/Ove Water Services	2178563	Water, drinking, bottled	Paid by EFT # 84216		10/20/2023	11/21/2023	11/21/2023		12/04/2023	12.29	
4526 - Fifth Third Bank	5682-ER-10/23	RICHARDS PCARD	Paid by EFT # 84268		11/06/2023	11/21/2023	11/21/2023		12/04/2023	25.50	
4526 - Fifth Third Bank	1979-PO-10/23	OSMANI PCARD	Paid by EFT # 84268		11/06/2023	11/22/2023	11/22/2023		12/04/2023	85.82	
13801 - Porfirio Roman Ramirez	24	Contractual Services	Paid by EFT # 84384		11/18/2023	11/21/2023	11/21/2023		12/04/2023	2,800.00	
13941 - Securus Monitor. dba Satellite Tracking of People	STPINV001214 37	EHM SERVICES	Paid by EFT # 84396		10/31/2023	11/21/2023	11/21/2023		12/04/2023	4,263.00	



Judiciary & Public Safety A/P by GL Distribution

Payment Date Range 12/01/23 - 12/31/23

Vendor	Invoice No.	Invoice Description	Status	Held Reason	Invoice Date	Due Date	G/L Date	Received Date	Payment Date	Invoice Amount
Fund 001 - General Fund										
Department 380 - Sheriff										
Sub-Department 382 - Adult Corrections										
Account 60230 - Food										
1597 - Timekeeping Systems Inc	385309	THE PIPE VERSION II	Paid by EFT # 84419		10/03/2023	11/22/2023	11/22/2023		12/04/2023	4,790.69
11860 - Valdes LLC	78196	2Ply Toilet Tissue 500sheet/rl 96/cse	Paid by EFT # 84431		11/13/2023	11/21/2023	11/21/2023		12/04/2023	999.25
3578 - Warehouse Direct, Inc.	5616517-0	Office Supplies	Paid by EFT # 84439		11/21/2023	11/22/2023	11/22/2023		12/04/2023	281.37
3578 - Warehouse Direct, Inc.	5619393-0	Office Supplies	Paid by EFT # 84842		11/28/2023	12/07/2023	11/30/2023		12/18/2023	281.37
11860 - Valdes LLC	78314	2Ply Toilet Tissue 500sheet/rl 96/cse	Paid by EFT # 84827		11/16/2023	12/07/2023	11/30/2023		12/18/2023	1,009.25
11860 - Valdes LLC	78638	2Ply Toilet Tissue 500sheet/rl 96/cse	Paid by EFT # 84827		11/27/2023	12/07/2023	11/30/2023		12/18/2023	999.25
11860 - Valdes LLC	78734	2Ply Toilet Tissue 500sheet/rl 96/cse	Paid by EFT # 84827		11/29/2023	12/08/2023	11/30/2023		12/18/2023	999.25
7084 - Ultra Strobe Communications Inc	084122	Police equipment & supplies	Paid by EFT # 84814		11/13/2023	12/09/2023	11/30/2023		12/18/2023	17,574.25
13801 - Porfirio Roman Ramirez	25	Contractual Services	Paid by EFT # 84762		12/02/2023	12/07/2023	12/07/2023		12/18/2023	2,450.00
3229 - Petty Cash-Sheriff	110823	CHESTER TRANSP-MORRISON	Paid by Check # 383036		11/08/2023	12/07/2023	11/30/2023		12/18/2023	23.28
3229 - Petty Cash-Sheriff	110823b	CHESTER TRANSP-TRYGAR	Paid by Check # 383036		11/08/2023	12/08/2023	11/30/2023		12/18/2023	26.70
3229 - Petty Cash-Sheriff	112223	CHESTER TRANSP-MORRISON	Paid by Check # 383036		11/22/2023	12/08/2023	11/30/2023		12/18/2023	45.56
3229 - Petty Cash-Sheriff	112223a	CHESTER TRANSP-TRYGAR	Paid by Check # 383036		11/22/2023	12/08/2023	11/30/2023		12/18/2023	45.77
3509 - DS Services of America, Inc. dba Primo Water NA	23838955 112523	Water, drinking, bottled	Paid by EFT # 84580		11/25/2023	12/08/2023	11/30/2023		12/18/2023	27.43
3509 - DS Services of America, Inc. dba Primo Water NA	23848120 112523	Water, drinking, bottled	Paid by EFT # 84580		11/25/2023	12/08/2023	11/30/2023		12/18/2023	93.08
3509 - DS Services of America, Inc. dba Primo Water NA	23848104 112523	Water, drinking, bottled	Paid by EFT # 84580		11/25/2023	12/08/2023	11/30/2023		12/18/2023	53.17
3509 - DS Services of America, Inc. dba Primo Water NA	23848184 112523	Water, drinking, bottled	Paid by EFT # 84580		11/25/2023	12/08/2023	11/30/2023		12/18/2023	112.30
3509 - DS Services of America, Inc. dba Primo Water NA	23848195 112523	Water, drinking, bottled	Paid by EFT # 84580		11/25/2023	12/08/2023	11/30/2023		12/18/2023	7.28
3509 - DS Services of America, Inc. dba Primo Water NA	23842726 112523	Water, drinking, bottled	Paid by EFT # 84580		11/25/2023	12/08/2023	11/30/2023		12/18/2023	7.28
3509 - DS Services of America, Inc. dba Primo Water NA	23848730 112523	Water, drinking, bottled	Paid by EFT # 84580		11/25/2023	12/08/2023	11/30/2023		12/18/2023	11.82
3509 - DS Services of America, Inc. dba Primo Water NA	23838457 112523	Water, drinking, bottled	Paid by EFT # 84580		11/25/2023	12/08/2023	11/30/2023		12/18/2023	7.28



Judiciary & Public Safety A/P by GL Distribution

Payment Date Range 12/01/23 - 12/31/23

Vendor	Invoice No.	Invoice Description	Status	Held Reason	Invoice Date	Due Date	G/L Date	Received Date	Payment Date	Invoice Amount
Fund 001 - General Fund										
Department 380 - Sheriff										
Sub-Department 382 - Adult Corrections										
Account 60230 - Food										
1435 - Aramark Services, Inc.	200526800-000862	Cafeteria, kitchen equipment, food service, and supplies	Paid by Check # 382916		11/15/2023	12/07/2023	11/30/2023		12/18/2023	9.36
1435 - Aramark Services, Inc.	200526800-000865	Cafeteria, kitchen equipment, food service, and supplies	Paid by Check # 382916		11/22/2023	12/07/2023	11/30/2023		12/18/2023	16.20
1435 - Aramark Services, Inc.	200526800-000861	Inmate Food	Paid by Check # 382916		11/15/2023	12/07/2023	11/30/2023		12/18/2023	12,007.95
1435 - Aramark Services, Inc.	200526800-000864	Inmate Food	Paid by Check # 382916		11/22/2023	12/07/2023	11/30/2023		12/18/2023	12,036.34
1435 - Aramark Services, Inc.	200526800-000867	Inmate Food	Paid by Check # 382916		11/29/2023	12/08/2023	11/30/2023		12/18/2023	11,300.93
1435 - Aramark Services, Inc.	200526800-000870	INMATE THANKSGIVING	Paid by Check # 382916		11/29/2023	12/08/2023	11/30/2023		12/18/2023	55.00
1435 - Aramark Services, Inc.	200526800-000868	Cafeteria, kitchen equipment, food service, and supplies	Paid by Check # 382916		11/29/2023	12/08/2023	11/30/2023		12/18/2023	17.46
12932 - Andromeda Computing Systems Inc	122531	Computer software maintenance	Paid by EFT # 84492		11/30/2023	12/07/2023	11/30/2023		12/18/2023	310.00
13944 - 911 Tech, Inc.	1523	COPFTO ANNUAL SUBSCRIPTION	Paid by EFT # 84473		10/20/2023	12/07/2023	11/30/2023		12/18/2023	925.00
							Account 60230 - Food Totals	Invoice Transactions 41		<u>\$99,339.81</u>
Account 60240 - Clothing Supplies										
1300 - Charm-Tex, Inc.	0344709-IN	SELF PROTECTION SMOCKS	Paid by EFT # 84217		11/20/2023	11/21/2023	11/21/2023		12/04/2023	1,069.00
							Account 60240 - Clothing Supplies Totals	Invoice Transactions 1		<u>\$1,069.00</u>
							Sub-Department 382 - Adult Corrections Totals	Invoice Transactions 72		<u>\$137,332.63</u>
Sub-Department 400 - Court Security										
Account 53160 - Pre-Employment Physicals										
12965 - COPS Testing Service Inc	108587	employee physicals	Paid by EFT # 84559		11/16/2023	12/07/2023	11/30/2023		12/18/2023	450.00
							Account 53160 - Pre-Employment Physicals Totals	Invoice Transactions 1		<u>\$450.00</u>
Account 60010 - Operating Supplies										
3578 - Warehouse Direct, Inc.	5604633-0	Office Supplies	Paid by EFT # 84439		11/02/2023	11/17/2023	11/17/2023		12/04/2023	78.65
3578 - Warehouse Direct, Inc.	5603225-0	Office Supplies	Paid by EFT # 84439		11/01/2023	11/17/2023	11/17/2023		12/04/2023	106.52
							Account 60010 - Operating Supplies Totals	Invoice Transactions 2		<u>\$185.17</u>



Judiciary & Public Safety A/P by GL Distribution

Payment Date Range 12/01/23 - 12/31/23

Vendor	Invoice No.	Invoice Description	Status	Held Reason	Invoice Date	Due Date	G/L Date	Received Date	Payment Date	Invoice Amount
Fund 001 - General Fund										
Department 380 - Sheriff										
Sub-Department 400 - Court Security										
Account 60210 - Uniform Supplies										
2120 - Ray O'Herron Co., Inc.	2306911	ARROYO/ UNIFORMS	Paid by EFT # 84376		11/14/2023	11/17/2023	11/17/2023		12/04/2023	663.91
							Account 60210 - Uniform Supplies Totals		Invoice Transactions 1	<u>\$663.91</u>
							Sub-Department 400 - Court Security Totals		Invoice Transactions 4	<u>\$1,299.08</u>
							Department 380 - Sheriff Totals		Invoice Transactions 168	<u>\$214,229.46</u>
Department 420 - Merit Commission										
Sub-Department 420 - Merit Commission										
Account 53120 - Employee Mileage Expense										
10547 - PETER J BURGERT	11302023	MILEAGE	Paid by Check # 382931		11/30/2023	11/30/2023	11/30/2023		12/18/2023	235.80
14143 - Manuel E. Olalde	103123	MILEAGE	Paid by EFT # 84711		10/31/2023	11/03/2023	11/03/2023	10/21/2023	12/18/2023	60.26
							Account 53120 - Employee Mileage Expense Totals		Invoice Transactions 2	<u>\$296.06</u>
Account 53190 - Entrance/Promotional Testing										
1631 - Resource Management Associates	23121	testing	Paid by Check # 383039		11/29/2023	12/05/2023	12/05/2023	11/29/2023	12/18/2023	1,862.50
							Account 53190 - Entrance/Promotional Testing Totals		Invoice Transactions 1	<u>\$1,862.50</u>
							Sub-Department 420 - Merit Commission Totals		Invoice Transactions 3	<u>\$2,158.56</u>
							Department 420 - Merit Commission Totals		Invoice Transactions 3	<u>\$2,158.56</u>
Department 430 - Court Services										
Sub-Department 430 - Court Services Administration										
Account 50160 - Legal Services										
11293 - Clausen Miller P.C.	30249224	SUMMARY OF SERVICES RENDERED 11/07/2023	Paid by EFT # 84236		11/07/2023	11/14/2023	11/14/2023	11/14/2023	12/04/2023	2,857.50
							Account 50160 - Legal Services Totals		Invoice Transactions 1	<u>\$2,857.50</u>
Account 52140 - Repairs and Maint- Copiers										
13153 - Toshiba America Business Solutions, Inc	6145927	5644499-2562 ADMIN COPIER 08/01-10/31/2023	Paid by EFT # 84422		11/03/2023	11/16/2023	11/16/2023	11/15/2023	12/04/2023	120.40
8930 - Impact Networking, LLC	3106593	KC13 ST CHARLES COPIER 11/30-12/30/23	Paid by EFT # 84644		11/28/2023	11/29/2023	12/01/2023	11/29/2023	12/18/2023	175.00
							Account 52140 - Repairs and Maint- Copiers Totals		Invoice Transactions 2	<u>\$295.40</u>
Account 53100 - Conferences and Meetings										
4526 - Fifth Third Bank	0802-ES-10/23	CS OCT23 PCARD E SAYLOR	Paid by EFT # 84268		11/06/2023	11/17/2023	11/17/2023	11/17/2023	12/04/2023	255.36
							Account 53100 - Conferences and Meetings Totals		Invoice Transactions 1	<u>\$255.36</u>



Judiciary & Public Safety A/P by GL Distribution

Payment Date Range 12/01/23 - 12/31/23

Vendor	Invoice No.	Invoice Description	Status	Held Reason	Invoice Date	Due Date	G/L Date	Received Date	Payment Date	Invoice Amount	
Fund 001 - General Fund											
Department 430 - Court Services											
Sub-Department 430 - Court Services Administration											
Account 60000 - Office Supplies											
3578 - Warehouse Direct, Inc.	5608018-0	142052 37 ADMINISTRATION SUPPLIES	Paid by EFT # 84439		11/08/2023	11/13/2023	11/13/2023	11/08/2023	12/04/2023	194.88	
3578 - Warehouse Direct, Inc.	5613414-0	142052 37 ST CHARLES SUPPLY	Paid by EFT # 84439		11/15/2023	11/16/2023	11/16/2023	11/15/2023	12/04/2023	9.16	
3578 - Warehouse Direct, Inc.	5613899-0	142052 37 ADMIN SUPPLIES	Paid by EFT # 84439		11/16/2023	11/16/2023	11/16/2023	11/16/2023	12/04/2023	9.40	
							Account 60000 - Office Supplies Totals		Invoice Transactions 3	<u>\$213.44</u>	
Account 60020 - Computer Related Supplies											
5540 - The Tree House Inc	123163	ADMIN TONER	Paid by Check # 382899		11/08/2023	11/21/2023	11/21/2023	11/21/2023	12/04/2023	1,389.80	
							Account 60020 - Computer Related Supplies Totals		Invoice Transactions 1	<u>\$1,389.80</u>	
									Sub-Department 430 - Court Services Administration Totals		<u>\$5,011.50</u>
Sub-Department 431 - Adult Court Services											
Account 52010 - Janitorial Services											
4652 - PCI Services, Inc dba Peterson Cleaning, Inc	339	ELGIN, AURORA 08/14-08/25/2023 SVCS	Paid by EFT # 84355		09/21/2023	11/16/2023	11/16/2023	11/15/2023	12/04/2023	406.50	
4652 - PCI Services, Inc dba Peterson Cleaning, Inc	379	ELGIN, AURORA 10/10-10/21/2023 SVCS	Paid by EFT # 84355		11/13/2023	11/16/2023	11/16/2023	11/15/2023	12/04/2023	310.25	
4652 - PCI Services, Inc dba Peterson Cleaning, Inc	387	ELGIN, AURORA 10/23-11/03/2023 JANITORIAL SVCS	Paid by EFT # 84355		11/14/2023	11/17/2023	11/17/2023	11/17/2023	12/04/2023	441.25	
4652 - PCI Services, Inc dba Peterson Cleaning, Inc	397	ELGIN, AURORA NOV23 JANITORIAL SVCS	Paid by EFT # 84722		11/29/2023	12/01/2023	12/01/2023	12/01/2023	12/18/2023	398.50	
							Account 52010 - Janitorial Services Totals		Invoice Transactions 4	<u>\$1,556.50</u>	
Account 52140 - Repairs and Maint- Copiers											
13153 - Toshiba America Business Solutions, Inc	6146846	2694007-2562 ELGIN, T/C COPIER 10/01-10/31/2023	Paid by EFT # 84422		11/03/2023	11/16/2023	11/16/2023	11/15/2023	12/04/2023	49.76	
							Account 52140 - Repairs and Maint- Copiers Totals		Invoice Transactions 1	<u>\$49.76</u>	
Account 52150 - Repairs and Maint- Comm Equip											
1604 - Motorola Solutions Inc	7937320231002	3010235164-0001 6 WAVE MONTHLY CHG NOV23	Paid by EFT # 84342		11/01/2023	11/13/2023	11/13/2023	11/13/2023	12/04/2023	320.00	
							Account 52150 - Repairs and Maint- Comm Equip Totals		Invoice Transactions 1	<u>\$320.00</u>	
Account 52180 - Building Space Rental											
8251 - 105 Grove LLC	FYJAN2024	ELGIN JAN24 RENT	Paid by EFT # 84469		12/01/2023	12/01/2023	12/01/2023	11/30/2023	12/18/2023	2,835.21	
							Account 52180 - Building Space Rental Totals		Invoice Transactions 1	<u>\$2,835.21</u>	



Judiciary & Public Safety A/P by GL Distribution

Payment Date Range 12/01/23 - 12/31/23

Vendor	Invoice No.	Invoice Description	Status	Held Reason	Invoice Date	Due Date	G/L Date	Received Date	Payment Date	Invoice Amount	
Fund 001 - General Fund											
Department 430 - Court Services											
Sub-Department 431 - Adult Court Services											
Account 52230 - Repairs and Maint- Vehicles											
12879 - SC Auto Inc DBA Midas Auto Service	3069470	M173193 LA OIL CHG, TIE RODS, WHEEL ALIGNMT, FRONT CONTROL ARM	Paid by EFT # 84769		12/04/2023	12/07/2023	12/07/2023	12/07/2023	12/18/2023	1,971.11	
12879 - SC Auto Inc DBA Midas Auto Service	3069469	M227383 T/C OIL & FILTER CHG	Paid by EFT # 84769		12/04/2023	12/07/2023	12/07/2023	12/07/2023	12/18/2023	64.99	
								Account 52230 - Repairs and Maint- Vehicles Totals		Invoice Transactions 2	<u>\$2,036.10</u>
Account 53100 - Conferences and Meetings											
4526 - Fifth Third Bank	0802-ES-10/23	CS OCT23 PCARD E SAYLOR	Paid by EFT # 84268		11/06/2023	11/17/2023	11/17/2023	11/17/2023	12/04/2023	1,851.36	
9823 - Martha A Offutt-Gruber	110923	IPCSA CONFERENCE 10/24-10/27/23 MEALS PER DIEM	Paid by EFT # 84349		11/09/2023	11/13/2023	11/13/2023	11/13/2023	12/04/2023	114.00	
								Account 53100 - Conferences and Meetings Totals		Invoice Transactions 2	<u>\$1,965.36</u>
Account 53120 - Employee Mileage Expense											
4714 - Sousie Jenkins	111723	OCT MILEAGE	Paid by EFT # 84308		11/17/2023	11/17/2023	11/17/2023	11/17/2023	12/04/2023	17.03	
								Account 53120 - Employee Mileage Expense Totals		Invoice Transactions 1	<u>\$17.03</u>
Account 55000 - Miscellaneous Contractual Exp											
3509 - DS Services of America, Inc. dba Primo Water NA	23848092 112523	1000066723848092 ST CHARLES NOV23 WATER SERVICE	Paid by EFT # 84580		11/25/2023	12/07/2023	11/30/2023	12/07/2023	12/18/2023	88.79	
								Account 55000 - Miscellaneous Contractual Exp Totals		Invoice Transactions 1	<u>\$88.79</u>
Account 60010 - Operating Supplies											
4526 - Fifth Third Bank	0802-ES-10/23	CS OCT23 PCARD E SAYLOR	Paid by EFT # 84268		11/06/2023	11/17/2023	11/17/2023	11/17/2023	12/04/2023	459.86	
								Account 60010 - Operating Supplies Totals		Invoice Transactions 1	<u>\$459.86</u>
Account 60020 - Computer Related Supplies											
5540 - The Tree House Inc	123562	ST CHARLES TONER	Paid by Check # 383056		11/30/2023	12/08/2023	11/30/2023	12/07/2023	12/18/2023	590.80	
								Account 60020 - Computer Related Supplies Totals		Invoice Transactions 1	<u>\$590.80</u>
Account 63040 - Fuel- Vehicles											
13021 - WEX BANK	93666362	710909-3 NOV23 FUEL CHGS	Paid by EFT # 84858		11/30/2023	12/01/2023	11/30/2023	12/01/2023	12/18/2023	519.38	
								Account 63040 - Fuel- Vehicles Totals		Invoice Transactions 1	<u>\$519.38</u>
Account 65000 - Miscellaneous Supplies											
4526 - Fifth Third Bank	0802-ES-10/23	CS OCT23 PCARD E SAYLOR	Paid by EFT # 84268		11/06/2023	11/17/2023	11/17/2023	11/17/2023	12/04/2023	.02	
								Account 65000 - Miscellaneous Supplies Totals		Invoice Transactions 1	<u>\$0.02</u>
								Sub-Department 431 - Adult Court Services Totals		Invoice Transactions 17	<u>\$10,438.81</u>



Judiciary & Public Safety A/P by GL Distribution

Payment Date Range 12/01/23 - 12/31/23

Vendor	Invoice No.	Invoice Description	Status	Held Reason	Invoice Date	Due Date	G/L Date	Received Date	Payment Date	Invoice Amount
Fund 001 - General Fund										
Department 430 - Court Services										
Sub-Department 432 - Treatment Alternative Court										
Account 50200 - Psychological/Psychiatric Srvs										
6783 - Nancy Bagley	0000039		Paid by EFT # 84185		11/21/2023	11/22/2023	11/22/2023	11/22/2023	12/04/2023	500.00
3521 - Ecker Center for Mental Health	23-12-01 TAC		Paid by EFT # 84588		12/01/2023	12/07/2023	11/30/2023	12/07/2023	12/18/2023	2,500.00
3520 - Association for Individual Development (AID)	58490		Paid by EFT # 84497		12/01/2023	12/08/2023	11/30/2023	12/07/2023	12/18/2023	1,836.67
							Account 50200 - Psychological/Psychiatric Srvs Totals		Invoice Transactions 3	<u>\$4,836.67</u>
Account 50500 - Lab Services										
1062 - Redwood Toxicology Inc.	100441202310	100441 TAC OCT23 LABS	Paid by EFT # 84378		10/31/2023	11/16/2023	11/16/2023	11/16/2023	12/04/2023	2,075.40
							Account 50500 - Lab Services Totals		Invoice Transactions 1	<u>\$2,075.40</u>
Account 53100 - Conferences and Meetings										
4526 - Fifth Third Bank	0802-ES-10/23	CS OCT23 PCARD E SAYLOR	Paid by EFT # 84268		11/06/2023	11/17/2023	11/17/2023	11/17/2023	12/04/2023	1,067.34
11650 - Julissa Gonzalez	111323	TAC BREAKOUT SESSION	Paid by EFT # 84277		11/13/2023	11/14/2023	11/14/2023	11/14/2023	12/04/2023	11.28
							Account 53100 - Conferences and Meetings Totals		Invoice Transactions 2	<u>\$1,078.62</u>
Account 53110 - Employee Training										
13663 - Jessica Newsome	10312023 JN	TAC OCT23 LCSW SUPERVISION	Paid by EFT # 84705		10/31/2023	12/08/2023	11/30/2023	12/08/2023	12/18/2023	140.00
							Account 53110 - Employee Training Totals		Invoice Transactions 1	<u>\$140.00</u>
Account 60010 - Operating Supplies										
4284 - Emily Saylor	111623	REIMBURSEMENT FOR TAC INCENTIVES, SUPPLIES	Paid by EFT # 84392		11/16/2023	11/16/2023	11/16/2023	11/16/2023	12/04/2023	325.96
							Account 60010 - Operating Supplies Totals		Invoice Transactions 1	<u>\$325.96</u>
Account 60450 - Drug Court Graduation Supplies										
4526 - Fifth Third Bank	0802-ES-10/23	CS OCT23 PCARD E SAYLOR	Paid by EFT # 84268		11/06/2023	11/17/2023	11/17/2023	11/17/2023	12/04/2023	73.98
							Account 60450 - Drug Court Graduation Supplies Totals		Invoice Transactions 1	<u>\$73.98</u>
Account 60520 - Incentives										
4526 - Fifth Third Bank	0802-ES-10/23	CS OCT23 PCARD E SAYLOR	Paid by EFT # 84268		11/06/2023	11/17/2023	11/17/2023	11/17/2023	12/04/2023	(7.12)
							Account 60520 - Incentives Totals		Invoice Transactions 1	<u>(\$7.12)</u>
Account 60550 - Peer Group Activities Supplies										
11650 - Julissa Gonzalez	120723	TAC HOLIDAY PARTY SUPPLIES	Paid by EFT # 84621		12/07/2023	12/08/2023	12/08/2023	12/08/2023	12/18/2023	151.00
							Account 60550 - Peer Group Activities Supplies Totals		Invoice Transactions 1	<u>\$151.00</u>
							Sub-Department 432 - Treatment Alternative Court Totals		Invoice Transactions 11	<u>\$8,674.51</u>



Judiciary & Public Safety A/P by GL Distribution

Payment Date Range 12/01/23 - 12/31/23

Vendor	Invoice No.	Invoice Description	Status	Held Reason	Invoice Date	Due Date	G/L Date	Received Date	Payment Date	Invoice Amount	
Fund 001 - General Fund											
Department 430 - Court Services											
Sub-Department 434 - Juvenile Court Services											
Account 52010 - Janitorial Services											
4652 - PCI Services, Inc dba Peterson Cleaning, Inc	339	ELGIN, AURORA 08/14-08/25/2023 SVCS	Paid by EFT # 84355		09/21/2023	11/16/2023	11/16/2023	11/15/2023	12/04/2023	531.50	
4652 - PCI Services, Inc dba Peterson Cleaning, Inc	379	ELGIN, AURORA 10/10-10/21/2023 SVCS	Paid by EFT # 84355		11/13/2023	11/16/2023	11/16/2023	11/15/2023	12/04/2023	463.25	
4652 - PCI Services, Inc dba Peterson Cleaning, Inc	387	ELGIN, AURORA 10/23-11/03/2023 JANITORIAL SVCS	Paid by EFT # 84355		11/14/2023	11/17/2023	11/17/2023	11/17/2023	12/04/2023	504.75	
4652 - PCI Services, Inc dba Peterson Cleaning, Inc	397	ELGIN, AURORA NOV23 JANITORIAL SVCS	Paid by EFT # 84722		11/29/2023	12/01/2023	12/01/2023	12/01/2023	12/18/2023	455.75	
									Account 52010 - Janitorial Services Totals	Invoice Transactions 4	\$1,955.25
Account 52110 - Repairs and Maint- Buildings											
1216 - Waste Management of Illinois - West	4246595-2011-0	10-95530-63005 AURORA NOV23 SVCS	Paid by EFT # 84843		11/03/2023	11/27/2023	11/27/2023	11/27/2023	12/18/2023	190.54	
									Account 52110 - Repairs and Maint- Buildings Totals	Invoice Transactions 1	\$190.54
Account 52180 - Building Space Rental											
8251 - 105 Grove LLC	FYJAN2024	ELGIN JAN24 RENT	Paid by EFT # 84469		12/01/2023	12/01/2023	12/01/2023	11/30/2023	12/18/2023	2,835.21	
									Account 52180 - Building Space Rental Totals	Invoice Transactions 1	\$2,835.21
Account 52230 - Repairs and Maint- Vehicles											
4526 - Fifth Third Bank	0802-ES-10/23	CS OCT23 PCARD E SAYLOR	Paid by EFT # 84268		11/06/2023	11/17/2023	11/17/2023	11/17/2023	12/04/2023	464.79	
									Account 52230 - Repairs and Maint- Vehicles Totals	Invoice Transactions 1	\$464.79
Account 53100 - Conferences and Meetings											
4526 - Fifth Third Bank	0802-ES-10/23	CS OCT23 PCARD E SAYLOR	Paid by EFT # 84268		11/06/2023	11/17/2023	11/17/2023	11/17/2023	12/04/2023	383.04	
									Account 53100 - Conferences and Meetings Totals	Invoice Transactions 1	\$383.04
Account 60020 - Computer Related Supplies											
5540 - The Tree House Inc	123162	ELGIN TONER	Paid by Check # 382899		11/08/2023	11/22/2023	11/22/2023	11/22/2023	12/04/2023	661.05	
									Account 60020 - Computer Related Supplies Totals	Invoice Transactions 1	\$661.05
Account 63040 - Fuel- Vehicles											
12879 - SC Auto Inc DBA Midas Auto Service	3069282	M202700 WIPER BLADES, FLUSH BRAKE, PADS, TRANSIMISSN AIR FILTER	Paid by EFT # 84393		11/09/2023	11/15/2023	11/15/2023	11/15/2023	12/04/2023	1,783.17	
13021 - WEX BANK	93666362	710909-3 NOV23 FUEL CHGS	Paid by EFT # 84858		11/30/2023	12/01/2023	11/30/2023	12/01/2023	12/18/2023	130.78	
									Account 63040 - Fuel- Vehicles Totals	Invoice Transactions 2	\$1,913.95
									Sub-Department 434 - Juvenile Court Services Totals	Invoice Transactions 11	\$8,403.83



Judiciary & Public Safety A/P by GL Distribution

Payment Date Range 12/01/23 - 12/31/23

Vendor	Invoice No.	Invoice Description	Status	Held Reason	Invoice Date	Due Date	G/L Date	Received Date	Payment Date	Invoice Amount	
Fund 001 - General Fund											
Department 430 - Court Services											
Sub-Department 436 - Juvenile Justice Center											
Account 50150 - Contractual/Consulting Services											
5917 - Family Service Association of Greater Elgin Area	20231113	JJC PREA Resident Reporting Services	Paid by EFT # 84267		11/13/2023	11/20/2023	11/20/2023	11/20/2023	12/04/2023	1,400.00	
									Account 50150 - Contractual/Consulting Services Totals	Invoice Transactions 1	<u>1,400.00</u>
Account 50200 - Psychological/Psychiatric Svcs											
1639 - Family Counseling Services of Aurora	23113006	[REDACTED]	Paid by EFT # 84601		11/30/2023	12/08/2023	11/30/2023	12/08/2023	12/18/2023	825.00	
1639 - Family Counseling Services of Aurora	23113004	[REDACTED]	Paid by EFT # 84601		11/30/2023	12/08/2023	11/30/2023	12/08/2023	12/18/2023	4,283.34	
									Account 50200 - Psychological/Psychiatric Svcs Totals	Invoice Transactions 2	<u>\$5,108.34</u>
Account 50210 - Medical/Dental/Hospital Services											
7632 - Advanced Correctional Healthcare, Inc.	135882	JJC On-Site Medical Services 12/2023	Paid by EFT # 84480		12/01/2023	12/08/2023	12/08/2023	12/08/2023	12/18/2023	36,432.78	
8632 - Symphony Diagnostic Svcs No. 1 dba MobilexUSA	42756805-xray	JJC Medical Services	Paid by EFT # 84792		11/30/2023	12/08/2023	11/30/2023	12/08/2023	12/18/2023	128.00	
									Account 50210 - Medical/Dental/Hospital Services Totals	Invoice Transactions 2	<u>\$36,560.78</u>
Account 50420 - Juvenile Board and Care											
1341 - Bob Barker Company Inc	INV1957857	JJC Hygiene Items	Paid by Check # 382841		11/01/2023	11/13/2023	11/13/2023	11/13/2023	12/04/2023	625.82	
1341 - Bob Barker Company Inc	INV1958071	JJC Hygiene Item	Paid by Check # 382841		11/02/2023	11/13/2023	11/13/2023	11/13/2023	12/04/2023	58.95	
1341 - Bob Barker Company Inc	INV1958439	JJC Hygiene Item	Paid by Check # 382841		11/03/2023	11/14/2023	11/14/2023	11/14/2023	12/04/2023	194.21	
1341 - Bob Barker Company Inc	INV1960283	JJC Inmate Clothing	Paid by Check # 382841		11/09/2023	11/20/2023	11/20/2023	11/20/2023	12/04/2023	1,434.11	
4526 - Fifth Third Bank	4303-AS-10/23	CS OCT23 PCARD	Paid by EFT # 84268		11/06/2023	11/17/2023	11/17/2023	11/17/2023	12/04/2023	33.27	
1341 - Bob Barker Company Inc	INV1960726	JJC Hygiene Items	Paid by Check # 382929		11/10/2023	12/01/2023	11/30/2023	12/01/2023	12/18/2023	399.17	
1341 - Bob Barker Company Inc	INV1964043	JJC Inmate Clothing	Paid by Check # 382929		11/22/2023	12/01/2023	11/30/2023	12/01/2023	12/18/2023	243.58	
1300 - Charm-Tex, Inc.	0345476-IN	JJC Operating Supplies	Paid by EFT # 84538		11/28/2023	12/04/2023	11/30/2023	12/04/2023	12/18/2023	274.50	
									Account 50420 - Juvenile Board and Care Totals	Invoice Transactions 8	<u>\$3,263.61</u>
Account 50500 - Lab Services											
12589 - Garcia Clinical Laboratory, Inc.	67111	JJC Laboratory Services October 2023	Paid by EFT # 84272		11/08/2023	11/14/2023	11/14/2023	11/14/2023	12/04/2023	122.00	
									Account 50500 - Lab Services Totals	Invoice Transactions 1	<u>\$122.00</u>



Judiciary & Public Safety A/P by GL Distribution

Payment Date Range 12/01/23 - 12/31/23

Vendor	Invoice No.	Invoice Description	Status	Held Reason	Invoice Date	Due Date	G/L Date	Received Date	Payment Date	Invoice Amount	
Fund 001 - General Fund											
Department 430 - Court Services											
Sub-Department 436 - Juvenile Justice Center											
Account 52150 - Repairs and Maint- Comm Equip											
9775 - Illinois Communications Sales, Inc.	101024939	JJC Stub UHF	Paid by EFT # 84643		11/27/2023	12/01/2023	11/30/2023	12/01/2023	12/18/2023	180.00	
								Account 52150 - Repairs and Maint- Comm Equip Totals		Invoice Transactions 1	<u>\$180.00</u>
Account 52160 - Repairs and Maint- Equipment											
4112 - Sentry Security Fasteners, Inc	3684	JJC Lock Repair	Paid by Check # 383044		12/01/2023	12/08/2023	12/08/2023	12/08/2023	12/18/2023	413.25	
								Account 52160 - Repairs and Maint- Equipment Totals		Invoice Transactions 1	<u>\$413.25</u>
Account 53100 - Conferences and Meetings											
10862 - Monika Chlopek	10302023	JJC Conference Expenses	Paid by Check # 382843		10/30/2023	11/20/2023	11/20/2023	11/20/2023	12/04/2023	82.00	
4526 - Fifth Third Bank	0802-ES-10/23	CS OCT23 PCARD E SAYLOR	Paid by EFT # 84268		11/06/2023	11/17/2023	11/17/2023	11/17/2023	12/04/2023	638.40	
9020 - Christopher Janovsky	10302023	JJC Conference Expenses	Paid by Check # 382873		10/30/2023	11/21/2023	11/21/2023	11/21/2023	12/04/2023	98.00	
6950 - Corey Harris	11282023	JJC PEV Conference Expense	Paid by Check # 382990		11/28/2023	12/08/2023	11/30/2023	12/08/2023	12/18/2023	82.00	
								Account 53100 - Conferences and Meetings Totals		Invoice Transactions 4	<u>\$900.40</u>
Account 53110 - Employee Training											
11909 - Wesley Davis	11082023	JJC PEV Training Expense	Paid by Check # 382858		11/08/2023	11/14/2023	11/14/2023	11/14/2023	12/04/2023	66.00	
4526 - Fifth Third Bank	4464-MD-10/23	CS OCT23 PCARD	Paid by EFT # 84268		11/06/2023	11/17/2023	11/17/2023	11/17/2023	12/04/2023	849.98	
								Account 53110 - Employee Training Totals		Invoice Transactions 2	<u>\$915.98</u>
Account 53120 - Employee Mileage Expense											
8205 - PAMELA J ELY	11302023	JJC PEV Mileage Expense for presentation	Paid by Check # 382975		11/30/2023	12/08/2023	11/30/2023	12/08/2023	12/18/2023	116.60	
								Account 53120 - Employee Mileage Expense Totals		Invoice Transactions 1	<u>\$116.60</u>
Account 53130 - General Association Dues											
4526 - Fifth Third Bank	4464-MD-10/23	CS OCT23 PCARD	Paid by EFT # 84268		11/06/2023	11/17/2023	11/17/2023	11/17/2023	12/04/2023	35.00	
								Account 53130 - General Association Dues Totals		Invoice Transactions 1	<u>\$35.00</u>
Account 55000 - Miscellaneous Contractual Exp											
14102 - Wilbur Dumas	120	JJC Barber Shop	Paid by EFT # 84255		11/15/2023	11/20/2023	11/20/2023	11/20/2023	12/04/2023	180.00	
14090 - James Jones	125	JJC Barber Shop	Paid by EFT # 84309		11/15/2023	11/20/2023	11/20/2023	11/20/2023	12/04/2023	180.00	
14101 - Jimmie Roby	121	JJC Barber Shop	Paid by EFT # 84382		11/15/2023	11/20/2023	11/20/2023	11/20/2023	12/04/2023	180.00	



Judiciary & Public Safety A/P by GL Distribution

Payment Date Range 12/01/23 - 12/31/23

Vendor	Invoice No.	Invoice Description	Status	Held Reason	Invoice Date	Due Date	G/L Date	Received Date	Payment Date	Invoice Amount	
Fund 001 - General Fund											
Department 430 - Court Services											
Sub-Department 436 - Juvenile Justice Center											
Account 55000 - Miscellaneous Contractual Exp											
14110 - Leysha L. Villanueva	123	JJC Barber Shop	Paid by EFT # 84435		11/15/2023	11/20/2023	11/20/2023	11/20/2023	12/04/2023	180.00	
									Account 55000 - Miscellaneous Contractual Exp Totals	Invoice Transactions 4	<u>\$720.00</u>
Account 60000 - Office Supplies											
4526 - Fifth Third Bank	4464-MD-10/23	CS OCT23 PCARD	Paid by EFT # 84268		11/06/2023	11/17/2023	11/17/2023	11/17/2023	12/04/2023	191.78	
3578 - Warehouse Direct, Inc.	5607808-0	JJC Office Supplies	Paid by EFT # 84439		11/07/2023	11/13/2023	11/13/2023	11/13/2023	12/04/2023	168.36	
5540 - The Tree House Inc	122621	JJC Toner Order	Paid by Check # 383056		10/18/2023	12/01/2023	11/30/2023	12/01/2023	12/18/2023	1,335.45	
									Account 60000 - Office Supplies Totals	Invoice Transactions 3	<u>\$1,695.59</u>
Account 60010 - Operating Supplies											
4526 - Fifth Third Bank	4303-AS-10/23	CS OCT23 PCARD	Paid by EFT # 84268		11/06/2023	11/17/2023	11/17/2023	11/17/2023	12/04/2023	800.59	
14037 - Synchrony Bank (Sam's Club Direct)	x8283-102023	JJC Food Items, Operating Supplies	Paid by Check # 382898		10/20/2023	11/13/2023	11/13/2023	11/13/2023	12/04/2023	87.84	
5899 - Sysco Food Services Chicago	624873209	803718 JJC Multiple Food Items, Operating Supplies	Paid by EFT # 84413		11/08/2023	11/14/2023	11/14/2023	11/14/2023	12/04/2023	117.22	
5899 - Sysco Food Services Chicago	624891622	803718 JJC Multiple Food Items, Operating Supplies	Paid by EFT # 84413		11/15/2023	11/20/2023	11/20/2023	11/20/2023	12/04/2023	31.97	
5899 - Sysco Food Services Chicago	624909621	803718 JJC Multiple Food Items, Operating Supplies	Paid by EFT # 84793		11/22/2023	12/01/2023	11/30/2023	12/01/2023	12/18/2023	117.22	
5899 - Sysco Food Services Chicago	624923336	803718 JJC Multiple Food Items, Operating Supplies	Paid by EFT # 84793		11/29/2023	12/04/2023	11/30/2023	12/04/2023	12/18/2023	147.85	
14037 - Synchrony Bank (Sam's Club Direct)	8283-112023	JJC Multiple Food Items, Operating Supplies	Paid by Check # 383051		11/20/2023	12/04/2023	11/30/2023	12/04/2023	12/18/2023	159.84	
1341 - Bob Barker Company Inc	INV1962245	JJC Operating Supplies	Paid by Check # 382929		11/15/2023	12/01/2023	11/30/2023	12/01/2023	12/18/2023	90.80	
1800 - Cooks Correctional Kitchen Equipment	N805285	JJC Kitchen Supplies	Paid by EFT # 84558		10/27/2023	12/08/2023	11/30/2023		12/18/2023	196.05	
									Account 60010 - Operating Supplies Totals	Invoice Transactions 9	<u>\$1,749.38</u>
Account 60020 - Computer Related Supplies											
5540 - The Tree House Inc	123100	JJC Toner Order	Paid by Check # 383056		11/06/2023	12/04/2023	11/30/2023	12/04/2023	12/18/2023	674.89	
									Account 60020 - Computer Related Supplies Totals	Invoice Transactions 1	<u>\$674.89</u>



Judiciary & Public Safety A/P by GL Distribution

Payment Date Range 12/01/23 - 12/31/23

Vendor	Invoice No.	Invoice Description	Status	Held Reason	Invoice Date	Due Date	G/L Date	Received Date	Payment Date	Invoice Amount	
Fund 001 - General Fund											
Department 430 - Court Services											
Sub-Department 436 - Juvenile Justice Center											
Account 60100 - Utilities- Water											
1080 - City of St. Charles	4548629210-10/23	JJC Water/Sewer 9/26/23-10/30/23	Paid by EFT # 84228		10/30/2023	11/20/2023	11/20/2023	11/20/2023	12/04/2023	1,864.99	
									Account 60100 - Utilities- Water Totals	Invoice Transactions 1	<u>1,864.99</u>
Account 60210 - Uniform Supplies											
1592 - Initial Impressions Inc	47154	JJC Uniforms	Paid by Check # 383003		11/30/2023	12/08/2023	11/30/2023	12/08/2023	12/18/2023	2,725.18	
									Account 60210 - Uniform Supplies Totals	Invoice Transactions 1	<u>2,725.18</u>
Account 60230 - Food											
14037 - Synchrony Bank (Sam's Club Direct)	x8283-102023	JJC Food Items, Operating Supplies	Paid by Check # 382898		10/20/2023	11/13/2023	11/13/2023	11/13/2023	12/04/2023	599.88	
1435 - Aramark Services, Inc.	200526800-000857	JJC Meals 10/26/23-11/1/23	Paid by Check # 382831		11/01/2023	11/13/2023	11/13/2023	11/13/2023	12/04/2023	1,890.00	
1435 - Aramark Services, Inc.	200526800-000860	JJC Meals 11/2/23-11/8/23	Paid by Check # 382831		11/08/2023	11/14/2023	11/14/2023	11/14/2023	12/04/2023	1,890.00	
5899 - Sysco Food Services Chicago	624873209	803718 JJC Multiple Food Items, Operating Supplies	Paid by EFT # 84413		11/08/2023	11/14/2023	11/14/2023	11/14/2023	12/04/2023	2,688.08	
5899 - Sysco Food Services Chicago	624891622	803718 JJC Multiple Food Items, Operating Supplies	Paid by EFT # 84413		11/15/2023	11/20/2023	11/20/2023	11/20/2023	12/04/2023	766.08	
5899 - Sysco Food Services Chicago	11012023	JJC Credit from 9/27/23 invoice	Paid by EFT # 84413		11/01/2023	11/20/2023	11/20/2023	11/20/2023	12/04/2023	(322.24)	
5899 - Sysco Food Services Chicago	624917172	803718 JJC Multiple Food Items	Paid by EFT # 84793		11/27/2023	12/01/2023	11/30/2023	12/01/2023	12/18/2023	84.90	
5899 - Sysco Food Services Chicago	624897625	803718 JJC Food Item	Paid by EFT # 84793		11/17/2023	12/01/2023	11/30/2023	12/01/2023	12/18/2023	48.34	
5899 - Sysco Food Services Chicago	624909621	803718 JJC Multiple Food Items, Operating Supplies	Paid by EFT # 84793		11/22/2023	12/01/2023	11/30/2023	12/01/2023	12/18/2023	1,331.91	
5899 - Sysco Food Services Chicago	624923336	803718 JJC Multiple Food Items, Operating Supplies	Paid by EFT # 84793		11/29/2023	12/04/2023	11/30/2023	12/04/2023	12/18/2023	418.73	
5899 - Sysco Food Services Chicago	624937125	803718 JJC Food Item	Paid by EFT # 84793		12/04/2023	12/08/2023	12/08/2023	12/08/2023	12/18/2023	126.78	
1435 - Aramark Services, Inc.	200526800-000863	JJC Meals 11/9/23 to 11/15/23	Paid by Check # 382916		11/15/2023	12/01/2023	11/30/2023	12/01/2023	12/18/2023	1,890.00	
1435 - Aramark Services, Inc.	200526800-000866	JJC Meals 11/16/23 to 11/22/23	Paid by Check # 382916		11/22/2023	12/01/2023	11/30/2023	12/01/2023	12/18/2023	1,890.00	
1435 - Aramark Services, Inc.	200526800-000869	JJC Meals 11/23/23 to 11/29/23	Paid by Check # 382916		11/29/2023	12/04/2023	11/30/2023	12/04/2023	12/18/2023	1,800.00	



Judiciary & Public Safety A/P by GL Distribution







Payment Date Range 12/01/23 - 12/31/23

Vendor	Invoice No.	Invoice Description	Status	Held Reason	Invoice Date	Due Date	G/L Date	Received Date	Payment Date	Invoice Amount		
Fund 001 - General Fund												
Department 430 - Court Services												
Sub-Department 436 - Juvenile Justice Center												
Account 60230 - Food												
14037 - Synchrony Bank (Sam's Club Direct)	8283-112023	JJC Multiple Food Items, Operating Supplies	Paid by Check # 383051		11/20/2023	12/04/2023	11/30/2023	12/04/2023	12/18/2023	650.92		
									Account 60230 - Food Totals	Invoice Transactions 15	<u>\$15,753.38</u>	
Account 60250 - Medical Supplies and Drugs												
12522 - Green Tree Pharmacy	IN000444124	JJC Pharmacy	Paid by EFT # 84280		10/31/2023	11/14/2023	11/14/2023	11/14/2023	12/04/2023	2,033.52		
1062 - Redwood Toxicology Inc.	810749	JJC Testing Supplies	Paid by EFT # 84378		10/26/2023	11/13/2023	11/13/2023	11/13/2023	12/04/2023	281.00		
10983 - Jessica Szabo	11282023	JJC PEV Replacement eyeglasses	Paid by Check # 383052		11/28/2023	12/01/2023	11/30/2023	12/01/2023	12/18/2023	162.50		
2292 - McKesson Medical Surgical	21369674	JJC Operating Supplies	Paid by EFT # 84686		11/18/2023	12/04/2023	11/30/2023	12/04/2023	12/18/2023	54.72		
									Account 60250 - Medical Supplies and Drugs Totals	Invoice Transactions 4	<u>\$2,531.74</u>	
Account 60460 - Subscription Databases												
4526 - Fifth Third Bank	4464-MD-10/23	CS OCT23 PCARD	Paid by EFT # 84268		11/06/2023	11/17/2023	11/17/2023	11/17/2023	12/04/2023	149.90		
4526 - Fifth Third Bank	4303-AS-10/23	CS OCT23 PCARD	Paid by EFT # 84268		11/06/2023	11/17/2023	11/17/2023	11/17/2023	12/04/2023	19.99		
									Account 60460 - Subscription Databases Totals	Invoice Transactions 2	<u>\$169.89</u>	
Account 60520 - Incentives												
4526 - Fifth Third Bank	4464-MD-10/23	CS OCT23 PCARD	Paid by EFT # 84268		11/06/2023	11/17/2023	11/17/2023	11/17/2023	12/04/2023	34.89		
									Account 60520 - Incentives Totals	Invoice Transactions 1	<u>\$34.89</u>	
Account 63040 - Fuel- Vehicles												
13021 - WEX BANK	93666362	710909-3 NOV23 FUEL CHGS	Paid by EFT # 84858		11/30/2023	12/01/2023	11/30/2023	12/01/2023	12/18/2023	105.60		
									Account 63040 - Fuel- Vehicles Totals	Invoice Transactions 1	<u>\$105.60</u>	
										Sub-Department 436 - Juvenile Justice Center Totals	Invoice Transactions 66	<u>\$77,041.49</u>
Sub-Department 437 - KIDS Education Program												
Account 50150 - Contractual/Consulting Services												
12669 - Nancy S Duarte	112923	KiDs1st Spanish Class	Paid by EFT # 84582		11/29/2023	11/29/2023	11/27/2023	11/30/2023	12/18/2023	500.00		
									Account 50150 - Contractual/Consulting Services Totals	Invoice Transactions 1	<u>\$500.00</u>	
										Sub-Department 437 - KIDS Education Program Totals	Invoice Transactions 1	<u>\$500.00</u>



Judiciary & Public Safety A/P by GL Distribution

Payment Date Range 12/01/23 - 12/31/23

Vendor	Invoice No.	Invoice Description	Status	Held Reason	Invoice Date	Due Date	G/L Date	Received Date	Payment Date	Invoice Amount	
Fund 001 - General Fund											
Department 430 - Court Services											
Sub-Department 438 - Diagnostic Center											
Account 52140 - Repairs and Maint- Copiers											
13153 - Toshiba America Business Solutions, Inc	6161017	10/23-11/22/23	Paid by EFT # 84804		11/16/2023	11/27/2023	11/27/2023	11/27/2023	12/18/2023	46.22	
									Account 52140 - Repairs and Maint- Copiers Totals	Invoice Transactions 1	<u>46.22</u>
Account 53100 - Conferences and Meetings											
4526 - Fifth Third Bank	8654-AT-10/23	CS OCT23 PCARD	Paid by EFT # 84268		11/06/2023	11/17/2023	11/17/2023	11/17/2023	12/04/2023	(105.08)	
									Account 53100 - Conferences and Meetings Totals	Invoice Transactions 1	<u>(\$105.08)</u>
Account 53110 - Employee Training											
4526 - Fifth Third Bank	8654-AT-10/23	CS OCT23 PCARD	Paid by EFT # 84268		11/06/2023	11/17/2023	11/17/2023	11/17/2023	12/04/2023	593.00	
									Account 53110 - Employee Training Totals	Invoice Transactions 1	<u>\$593.00</u>
Account 60000 - Office Supplies											
4526 - Fifth Third Bank	8654-AT-10/23	CS OCT23 PCARD	Paid by EFT # 84268		11/06/2023	11/17/2023	11/17/2023	11/17/2023	12/04/2023	28.99	
3578 - Warehouse Direct, Inc.	5610119-0	Office Supplies	Paid by EFT # 84439		11/10/2023	11/13/2023	11/13/2023	11/13/2023	12/04/2023	23.01	
									Account 60000 - Office Supplies Totals	Invoice Transactions 2	<u>\$52.00</u>
Account 60050 - Books and Subscriptions											
4526 - Fifth Third Bank	8654-AT-10/23	CS OCT23 PCARD	Paid by EFT # 84268		11/06/2023	11/17/2023	11/17/2023	11/17/2023	12/04/2023	15.76	
									Account 60050 - Books and Subscriptions Totals	Invoice Transactions 1	<u>\$15.76</u>
									Sub-Department 438 - Diagnostic Center Totals	Invoice Transactions 6	<u>\$601.90</u>
Sub-Department 440 - Veteran's Court											
Account 50200 - Psychological/Psychiatric Svcs											
12596 - Lighthouse Recovery, Inc.	7916		Paid by EFT # 84678		10/31/2023	11/27/2023	11/27/2023	11/27/2023	12/18/2023	300.00	
12596 - Lighthouse Recovery, Inc.	7917		Paid by EFT # 84678		10/31/2023	11/27/2023	11/27/2023	11/27/2023	12/18/2023	300.00	
12596 - Lighthouse Recovery, Inc.	7918		Paid by EFT # 84678		11/01/2023	11/27/2023	11/27/2023	11/27/2023	12/18/2023	300.00	
12596 - Lighthouse Recovery, Inc.	7946		Paid by EFT # 84678		11/14/2023	11/27/2023	11/27/2023	11/27/2023	12/18/2023	300.00	
12596 - Lighthouse Recovery, Inc.	7940		Paid by EFT # 84678		11/07/2023	11/29/2023	11/29/2023	11/29/2023	12/18/2023	300.00	
12596 - Lighthouse Recovery, Inc.	8003		Paid by EFT # 84678		12/05/2023	12/07/2023	12/07/2023	12/07/2023	12/18/2023	300.00	
									Account 50200 - Psychological/Psychiatric Svcs Totals	Invoice Transactions 6	<u>\$1,800.00</u>



Judiciary & Public Safety A/P by GL Distribution

Payment Date Range 12/01/23 - 12/31/23

Vendor	Invoice No.	Invoice Description	Status	Held Reason	Invoice Date	Due Date	G/L Date	Received Date	Payment Date	Invoice Amount
Fund 001 - General Fund										
Department 430 - Court Services										
Sub-Department 440 - Veteran's Court										
Account 50500 - Lab Services										
1062 - Redwood Toxicology Inc.	018559202310	018559 VETERANS COURT OCT23	Paid by EFT # 84378		10/31/2023	11/16/2023	11/16/2023	11/16/2023	12/04/2023	885.10
							Account 50500 - Lab Services Totals		Invoice Transactions 1	<u>\$885.10</u>
							Sub-Department 440 - Veteran's Court Totals		Invoice Transactions 7	<u>\$2,685.10</u>
							Department 430 - Court Services Totals		Invoice Transactions 127	<u>\$113,357.14</u>
Department 490 - Coroner										
Sub-Department 490 - Coroner										
Account 50430 - Autopsies/Consulting										
9506 - James A. Filkins	JF-11/16/2023	Autopsy	Paid by EFT # 84269		11/16/2023	11/20/2023	11/20/2023		12/04/2023	4,800.00
8719 - Mitra B. Kalelkar	MK11092023	Autopsy	Paid by EFT # 84313		11/09/2023	11/20/2023	11/20/2023		12/04/2023	21,000.00
8719 - Mitra B. Kalelkar	MK11202023	Autopsy	Paid by EFT # 84313		11/20/2023	11/21/2023	11/21/2023		12/04/2023	15,000.00
8719 - Mitra B. Kalelkar	MK-12/03/2023	Autopsy	Paid by EFT # 84662		12/08/2023	12/08/2023	11/30/2023		12/18/2023	15,000.00
13911 - Marta A. Helenowski	MH-11/27/2023	Autopsy	Paid by EFT # 84634		11/27/2023	12/08/2023	11/30/2023		12/18/2023	5,400.00
							Account 50430 - Autopsies/Consulting Totals		Invoice Transactions 5	<u>\$61,200.00</u>
Account 50440 - Forensic Expense										
8895 - Tissue Techniques Pathology Labs LLC	CLA27444	Lab testing, diagnostic	Paid by EFT # 84420		10/31/2023	11/20/2023	11/20/2023		12/04/2023	225.75
							Account 50440 - Forensic Expense Totals		Invoice Transactions 1	<u>\$225.75</u>
Account 50450 - Toxicology Expense										
5904 - NMS Labs	1221697	Lab testing, diagnostic	Paid by EFT # 84346		10/31/2023	11/20/2023	11/20/2023		12/04/2023	11,286.00
							Account 50450 - Toxicology Expense Totals		Invoice Transactions 1	<u>\$11,286.00</u>
Account 53100 - Conferences and Meetings										
4526 - Fifth Third Bank	0250-RR-10/23	October 2023 Statement	Paid by EFT # 84268		11/06/2023	11/22/2023	11/20/2023		12/04/2023	299.56
							Account 53100 - Conferences and Meetings Totals		Invoice Transactions 1	<u>\$299.56</u>
Account 53130 - General Association Dues										
4526 - Fifth Third Bank	0250-RR-10/23	October 2023 Statement	Paid by EFT # 84268		11/06/2023	11/22/2023	11/20/2023		12/04/2023	9.95
4526 - Fifth Third Bank	0268-LC-10/23	October 2023 Statement	Paid by EFT # 84268		11/06/2023	11/22/2023	11/20/2023		12/04/2023	250.00



Judiciary & Public Safety A/P by GL Distribution

Payment Date Range 12/01/23 - 12/31/23

Vendor	Invoice No.	Invoice Description	Status	Held Reason	Invoice Date	Due Date	G/L Date	Received Date	Payment Date	Invoice Amount	
Fund 001 - General Fund											
Department 490 - Coroner											
Sub-Department 490 - Coroner											
Account 53130 - General Association Dues											
3713 - Illinois Coroners & Medical Examiners Assn (ICMEA)	ICMEA-12-7-2023	Membership dues	Paid by Check # 382998		12/07/2023	12/08/2023	12/07/2023		12/18/2023	850.00	
									Account 53130 - General Association Dues Totals	Invoice Transactions 3	<u>\$1,109.95</u>
Account 55000 - Miscellaneous Contractual Exp											
8338 - Copy King Office Solutions Inc	77087	Copier Lease	Paid by EFT # 84242		11/30/2023	11/20/2023	11/20/2023		12/04/2023	335.08	
4526 - Fifth Third Bank	0250-RR-10/23	October 2023 Statement	Paid by EFT # 84268		11/06/2023	11/22/2023	11/20/2023		12/04/2023	109.00	
7616 - Marberry Cleaners & Launderers	23306-918	Laundry	Paid by Check # 382878		11/09/2023	11/20/2023	11/20/2023		12/04/2023	73.14	
7616 - Marberry Cleaners & Launderers	23313-872	Linen service	Paid by Check # 382878		11/16/2023	11/20/2023	11/20/2023		12/04/2023	28.62	
7616 - Marberry Cleaners & Launderers	23331-160	Laundry	Paid by Check # 383020		11/30/2023	12/08/2023	11/30/2023		12/18/2023	171.72	
7616 - Marberry Cleaners & Launderers	23320-847	Laundry	Paid by Check # 383020		11/18/2023	12/08/2023	11/30/2023		12/18/2023	98.58	
7616 - Marberry Cleaners & Launderers	23334-005	laundry services	Paid by Check # 383020		12/07/2023	12/08/2023	12/07/2023		12/18/2023	44.52	
9071 - Central DuPage Hospital Association DBA HealthLab	6000086056	Toxicology	Paid by EFT # 84534		12/06/2023	12/08/2023	11/30/2023		12/18/2023	264.00	
									Account 55000 - Miscellaneous Contractual Exp Totals	Invoice Transactions 8	<u>\$1,124.66</u>
Account 63040 - Fuel- Vehicles											
13021 - WEX BANK	93674668	Fuel	Paid by EFT # 84858		11/30/2023	12/08/2023	11/30/2023		12/18/2023	954.14	
									Account 63040 - Fuel- Vehicles Totals	Invoice Transactions 1	<u>\$954.14</u>
									Sub-Department 490 - Coroner Totals	Invoice Transactions 20	<u>\$76,200.06</u>
									Department 490 - Coroner Totals	Invoice Transactions 20	<u>\$76,200.06</u>
Department 510 - Emergency Management Services											
Sub-Department 510 - Emergency Management Services											
Account 52230 - Repairs and Maint- Vehicles											
3171 - Strypes Plus More, Inc.	17301	striping of vehicles	Paid by EFT # 84789		11/20/2023	11/20/2023	11/20/2023		12/18/2023	995.00	
									Account 52230 - Repairs and Maint- Vehicles Totals	Invoice Transactions 1	<u>\$995.00</u>
Account 53130 - General Association Dues											
4526 - Fifth Third Bank	8056-jm-10/23	October 2023 JM Credit card	Paid by EFT # 84268		11/06/2023	11/06/2023	11/06/2023		12/04/2023	155.00	
4526 - Fifth Third Bank	0041-dd-10/23	October PCard Charges	Paid by EFT # 84268		11/06/2023	11/06/2023	11/06/2023		12/04/2023	75.00	



Judiciary & Public Safety A/P by GL Distribution

Payment Date Range 12/01/23 - 12/31/23

Vendor	Invoice No.	Invoice Description	Status	Held Reason	Invoice Date	Due Date	G/L Date	Received Date	Payment Date	Invoice Amount	
Fund 001 - General Fund											
Department 510 - Emergency Management Services											
Sub-Department 510 - Emergency Management Services											
Account 53130 - General Association Dues											
3219 - Kane County Fire Chiefs Assn.	12/4/23-Dues	Dues for Director and Dep Dir,	Paid by Check # 383011		12/04/2023	12/04/2023	12/04/2023		12/18/2023	80.00	
							Account 53130 - General Association Dues Totals		Invoice Transactions 3	<u>\$310.00</u>	
Account 55000 - Miscellaneous Contractual Exp											
4526 - Fifth Third Bank	0041-dd-10/23	October PCard Charges	Paid by EFT # 84268		11/06/2023	11/06/2023	11/06/2023		12/04/2023	299.80	
							Account 55000 - Miscellaneous Contractual Exp Totals		Invoice Transactions 1	<u>\$299.80</u>	
Account 60000 - Office Supplies											
1372 - Quill Corporation	35406602	Printer ink & planner	Paid by Check # 382893		10/30/2023	10/30/2023	10/30/2023		12/04/2023	91.57	
							Account 60000 - Office Supplies Totals		Invoice Transactions 1	<u>\$91.57</u>	
Account 60010 - Operating Supplies											
5111 - Elgin Key & Lock Company, Inc.	231829	Keys & stamping	Paid by EFT # 84261		11/15/2023	11/15/2023	11/15/2023		12/04/2023	15.20	
4526 - Fifth Third Bank	0041-dd-10/23	October PCard Charges	Paid by EFT # 84268		11/06/2023	11/06/2023	11/06/2023		12/04/2023	515.04	
							Account 60010 - Operating Supplies Totals		Invoice Transactions 2	<u>\$530.24</u>	
Account 60210 - Uniform Supplies											
5289 - Eagle Engraving Inc	2023-8051	badge	Paid by Check # 382862		11/10/2023	11/10/2023	11/10/2023		12/04/2023	174.95	
2120 - Ray O'Herron Co., Inc.	2307852	Belt and pants	Paid by EFT # 84376		11/17/2023	11/17/2023	11/17/2023		12/04/2023	94.81	
2120 - Ray O'Herron Co., Inc.	2309273	shirt, pants belt name tag	Paid by EFT # 84751		11/27/2023	11/27/2023	11/27/2023		12/18/2023	213.99	
1592 - Initial Impressions Inc	46836	Embroidered hats	Paid by Check # 383003		11/21/2023	11/21/2023	11/21/2023		12/18/2023	463.00	
1592 - Initial Impressions Inc	47293	Embriodered Job Shirts	Paid by Check # 383003		11/30/2023	11/30/2023	11/30/2023		12/18/2023	2,999.88	
							Account 60210 - Uniform Supplies Totals		Invoice Transactions 5	<u>\$3,946.63</u>	
Account 60590 - Communication Equip - Non-Capital											
1390 - Menards, Inc.	18865	ITECS parts and supplies	Paid by EFT # 84334		11/18/2023	11/18/2023	11/18/2023		12/04/2023	348.26	
10242 - Vanco Packaging Corp.	00119061	Pelican case	Paid by EFT # 84829		11/30/2023	11/30/2023	11/30/2023	11/30/2023	12/18/2023	3,150.00	
							Account 60590 - Communication Equip - Non-Capital Totals		Invoice Transactions 2	<u>\$3,498.26</u>	
									Sub-Department 510 - Emergency Management Services Totals	Invoice Transactions 15	<u>\$9,671.50</u>
									Department 510 - Emergency Management Services Totals	Invoice Transactions 15	<u>\$9,671.50</u>
									Fund 001 - General Fund Totals	Invoice Transactions 624	<u>\$791,889.78</u>



Judiciary & Public Safety A/P by GL Distribution

Payment Date Range 12/01/23 - 12/31/23

Vendor	Invoice No.	Invoice Description	Status	Held Reason	Invoice Date	Due Date	G/L Date	Received Date	Payment Date	Invoice Amount	
Fund 010 - Insurance Liability											
Department 300 - State's Attorney											
Sub-Department 320 - Insurance Liability- SAO											
Account 50160 - Legal Services											
1026 - Laner Muchin Ltd	656627	Legal Services	Paid by EFT # 84674		11/01/2023	12/01/2023	11/30/2023		12/18/2023	11,700.00	
1712 - The Sotos Law Firm, P.C	8352	Legal Services	Paid by Check # 383055		10/31/2023	12/06/2023	10/31/2023		12/18/2023	1,178.50	
1712 - The Sotos Law Firm, P.C	8418	Legal Services	Paid by Check # 383055		11/30/2023	12/06/2023	11/30/2023		12/18/2023	1,956.50	
1712 - The Sotos Law Firm, P.C	8419	Legal Services	Paid by Check # 383055		11/30/2023	12/06/2023	11/30/2023		12/18/2023	430.00	
									Account 50160 - Legal Services Totals	Invoice Transactions 4	<u>\$15,265.00</u>
Account 50240 - Trials and Costs of Hearing											
[REDACTED]	[REDACTED]	[REDACTED]	Paid by EFT # 84256		11/15/2023	11/16/2023	11/16/2023		12/04/2023	1,200.00	
[REDACTED]	[REDACTED]	[REDACTED]	Paid by Check # 382865		11/16/2023	11/16/2023	11/16/2023		12/04/2023	71.92	
[REDACTED]	[REDACTED]	[REDACTED]	Paid by EFT # 84590		10/06/2023	11/28/2023	11/28/2023		12/18/2023	800.00	
									Account 50240 - Trials and Costs of Hearing Totals	Invoice Transactions 3	<u>\$2,071.92</u>
Account 50250 - Legal Trial Notices											
10743 - Chronicle Media, LLC	30178	Legal Notice Juvenile	Paid by EFT # 84220		11/15/2023	11/17/2023	11/17/2023		12/04/2023	90.00	
10743 - Chronicle Media, LLC	30224	Legal Notice Juvenile	Paid by EFT # 84220		11/22/2023	11/22/2023	11/22/2023		12/04/2023	90.00	
10743 - Chronicle Media, LLC	30265	Legal Notice Juvenile	Paid by EFT # 84543		11/29/2023	12/07/2023	11/29/2023		12/18/2023	270.00	
10743 - Chronicle Media, LLC	30319	Legal Notice Juvenile	Paid by EFT # 84543		12/06/2023	12/08/2023	12/08/2023		12/18/2023	90.00	
									Account 50250 - Legal Trial Notices Totals	Invoice Transactions 4	<u>\$540.00</u>
Account 50270 - Court Reporter Costs											
13999 - CK Reporting, LTD	25086	[REDACTED]	Paid by EFT # 84234		09/09/2023	11/16/2023	11/16/2023		12/04/2023	400.25	
									Account 50270 - Court Reporter Costs Totals	Invoice Transactions 1	<u>\$400.25</u>
Account 52140 - Repairs and Maint- Copiers											
8930 - Impact Networking, LLC	3102184	Copier SAO, Civil and CAC	Paid by EFT # 84303		11/17/2023	11/20/2023	11/20/2023		12/04/2023	210.10	
13153 - Toshiba America Business Solutions, Inc	6159114	Copier Mtce Civil	Paid by EFT # 84422		11/14/2023	11/22/2023	11/22/2023		12/04/2023	139.47	
									Account 52140 - Repairs and Maint- Copiers Totals	Invoice Transactions 2	<u>\$349.57</u>
Account 53110 - Employee Training											
14233 - Elizabeth A. Tabor	120123	Training	Paid by EFT # 84794		12/01/2023	12/01/2023	11/30/2023		12/18/2023	175.00	
									Account 53110 - Employee Training Totals	Invoice Transactions 1	<u>\$175.00</u>



Judiciary & Public Safety A/P by GL Distribution

Payment Date Range 12/01/23 - 12/31/23

Vendor	Invoice No.	Invoice Description	Status	Held Reason	Invoice Date	Due Date	G/L Date	Received Date	Payment Date	Invoice Amount
Fund 010 - Insurance Liability										
Department 300 - State's Attorney										
Sub-Department 320 - Insurance Liability- SAO										
Account 53130 - General Association Dues										
1491 - Attorney Registration & Disciplinary Commission	465700-2024	ARDC Dues 2024	Paid by Check # 382927		12/12/2023	12/12/2023	12/12/2023		12/18/2023	4,235.00
							Account 53130 - General Association Dues Totals		Invoice Transactions 1	<u>4,235.00</u>
Account 60000 - Office Supplies										
4526 - Fifth Third Bank	6567-CB-10/23	October Pcard Charges	Paid by EFT # 84268		11/06/2023	11/17/2023	11/17/2023		12/04/2023	27.24
							Account 60000 - Office Supplies Totals		Invoice Transactions 1	<u>\$27.24</u>
							Sub-Department 320 - Insurance Liability- SAO Totals		Invoice Transactions 17	<u>\$23,063.98</u>
							Department 300 - State's Attorney Totals		Invoice Transactions 17	<u>\$23,063.98</u>
							Fund 010 - Insurance Liability Totals		Invoice Transactions 17	<u>\$23,063.98</u>
Fund 128 - Sheriff's Vehicle & Equipment										
Department 380 - Sheriff										
Sub-Department 395 - Sheriff's Vehicle & Equipment										
Account 70070 - Automotive Equipment										
12285 - Midwest Public Safety LLC	561	Police equipment & supplies	Paid by EFT # 84695		11/09/2023	12/09/2023	11/30/2023		12/18/2023	700.00
3229 - Petty Cash-Sheriff	110123b	MOBILESPIKE INV2023051501	Paid by Check # 383036		11/01/2023	12/09/2023	11/30/2023		12/18/2023	28,258.32
							Account 70070 - Automotive Equipment Totals		Invoice Transactions 2	<u>\$28,958.32</u>
							Sub-Department 395 - Sheriff's Vehicle & Equipment Totals		Invoice Transactions 2	<u>\$28,958.32</u>
							Department 380 - Sheriff Totals		Invoice Transactions 2	<u>\$28,958.32</u>
							Fund 128 - Sheriff's Vehicle & Equipment Totals		Invoice Transactions 2	<u>\$28,958.32</u>
Fund 200 - Court Automation										
Department 250 - Circuit Clerk										
Sub-Department 280 - Court Automation- CIC										
Account 53120 - Employee Mileage Expense										
4320 - Deb Chan	112923	November 2023 Mileage	Paid by Check # 382937		11/29/2023	11/29/2023	11/29/2023		12/18/2023	18.34
							Account 53120 - Employee Mileage Expense Totals		Invoice Transactions 1	<u>\$18.34</u>
							Sub-Department 280 - Court Automation- CIC Totals		Invoice Transactions 1	<u>\$18.34</u>
							Department 250 - Circuit Clerk Totals		Invoice Transactions 1	<u>\$18.34</u>
							Fund 200 - Court Automation Totals		Invoice Transactions 1	<u>\$18.34</u>
Fund 201 - Court Document Storage										
Department 250 - Circuit Clerk										
Sub-Department 281 - Court Document Storage										
Account 50490 - Destruction of Records Services										
2748 - Accurate Document Destruction Inc (GROOT)	11581363T095	destruction of records	Paid by EFT # 84170		11/01/2023	11/21/2023	11/21/2023		12/04/2023	547.67



Judiciary & Public Safety A/P by GL Distribution

Payment Date Range 12/01/23 - 12/31/23

Vendor	Invoice No.	Invoice Description	Status	Held Reason	Invoice Date	Due Date	G/L Date	Received Date	Payment Date	Invoice Amount	
Fund 201 - Court Document Storage											
Department 250 - Circuit Clerk											
Sub-Department 281 - Court Document Storage											
Account 50490 - Destruction of Records Services											
2748 - Accurate Document Destruction Inc (GROOT)	11708315T095	Record Destruction	Paid by Check # 382912		12/01/2023	12/07/2023	11/30/2023		12/18/2023	668.29	
									Account 50490 - Destruction of Records Services Totals	Invoice Transactions 2	<u>\$1,215.96</u>
Account 52140 - Repairs and Maint- Copiers											
6128 - Canon Solutions America Inc	6006039027	copier maintenance	Paid by EFT # 84212		11/01/2023	11/20/2023	11/20/2023		12/04/2023	18.34	
6128 - Canon Solutions America Inc	6005956559	copier maintenance	Paid by EFT # 84212		10/27/2023	11/20/2023	11/20/2023		12/04/2023	75.72	
6128 - Canon Solutions America Inc	6006074004	copier maintenance	Paid by EFT # 84212		11/04/2023	11/20/2023	11/20/2023		12/04/2023	39.60	
									Account 52140 - Repairs and Maint- Copiers Totals	Invoice Transactions 3	<u>\$133.66</u>
Account 53100 - Conferences and Meetings											
5199 - Candy K. Allen	11292023	Conference/ Mileage	Paid by EFT # 84484		11/29/2023	11/29/2023	11/29/2023		12/18/2023	14.00	
									Account 53100 - Conferences and Meetings Totals	Invoice Transactions 1	<u>\$14.00</u>
Account 53120 - Employee Mileage Expense											
5199 - Candy K. Allen	11292023	Conference/ Mileage	Paid by EFT # 84484		11/29/2023	11/29/2023	11/29/2023		12/18/2023	175.01	
									Account 53120 - Employee Mileage Expense Totals	Invoice Transactions 1	<u>\$175.01</u>
Account 60000 - Office Supplies											
4526 - Fifth Third Bank	1621-KS-10/23	October 2023 Statement	Paid by EFT # 84268		11/06/2023	11/20/2023	11/20/2023		12/04/2023	120.00	
1338 - Image-Pro Services & Supplies Inc	28055	toner cartridges	Paid by EFT # 84302		10/27/2023	11/14/2023	11/14/2023		12/04/2023	189.35	
									Account 60000 - Office Supplies Totals	Invoice Transactions 2	<u>\$309.35</u>
									Sub-Department 281 - Court Document Storage Totals	Invoice Transactions 9	<u>\$1,847.98</u>
									Department 250 - Circuit Clerk Totals	Invoice Transactions 9	<u>\$1,847.98</u>
									Fund 201 - Court Document Storage Totals	Invoice Transactions 9	<u>\$1,847.98</u>
Fund 203 - Circuit Clerk Admin Services											
Department 250 - Circuit Clerk											
Sub-Department 283 - Circuit Clerk Admin Services											
Account 53100 - Conferences and Meetings											
4526 - Fifth Third Bank	1621-KS-10/23	October 2023 Statement	Paid by EFT # 84268		11/06/2023	11/20/2023	11/20/2023		12/04/2023	120.00	
									Account 53100 - Conferences and Meetings Totals	Invoice Transactions 1	<u>\$120.00</u>



Judiciary & Public Safety A/P by GL Distribution

Payment Date Range 12/01/23 - 12/31/23

Vendor	Invoice No.	Invoice Description	Status	Held Reason	Invoice Date	Due Date	G/L Date	Received Date	Payment Date	Invoice Amount
Fund 203 - Circuit Clerk Admin Services										
Department 250 - Circuit Clerk										
Sub-Department 283 - Circuit Clerk Admin Services										
Account 53120 - Employee Mileage Expense										
4620 - Lori Johnson	111423	Conference/Mileage	Paid by Check # 382875		11/14/2023	11/21/2023	11/21/2023		12/04/2023	150.72
							Account 53120 - Employee Mileage Expense Totals	Invoice Transactions 1		<u>\$150.72</u>
							Sub-Department 283 - Circuit Clerk Admin Services Totals	Invoice Transactions 2		<u>\$270.72</u>
							Department 250 - Circuit Clerk Totals	Invoice Transactions 2		<u>\$270.72</u>
							Fund 203 - Circuit Clerk Admin Services Totals	Invoice Transactions 2		<u>\$270.72</u>
Fund 204 - Circuit Clk Electronic Citation										
Department 250 - Circuit Clerk										
Sub-Department 287 - Electronic Citation										
Account 60000 - Office Supplies										
4526 - Fifth Third Bank	1621-KS-10/23	October 2023 Statement	Paid by EFT # 84268		11/06/2023	11/20/2023	11/20/2023		12/04/2023	537.00
							Account 60000 - Office Supplies Totals	Invoice Transactions 1		<u>\$537.00</u>
							Sub-Department 287 - Electronic Citation Totals	Invoice Transactions 1		<u>\$537.00</u>
							Department 250 - Circuit Clerk Totals	Invoice Transactions 1		<u>\$537.00</u>
							Fund 204 - Circuit Clk Electronic Citation Totals	Invoice Transactions 1		<u>\$537.00</u>
Fund 220 - Title IV-D										
Department 300 - State's Attorney										
Sub-Department 321 - Title IV-D										
Account 53130 - General Association Dues										
1491 - Attorney Registration & Disciplinary Commission	465700-2024	ARDC Dues 2024	Paid by Check # 382927		12/12/2023	12/12/2023	12/12/2023		12/18/2023	1,540.00
							Account 53130 - General Association Dues Totals	Invoice Transactions 1		<u>\$1,540.00</u>
							Sub-Department 321 - Title IV-D Totals	Invoice Transactions 1		<u>\$1,540.00</u>
							Department 300 - State's Attorney Totals	Invoice Transactions 1		<u>\$1,540.00</u>
							Fund 220 - Title IV-D Totals	Invoice Transactions 1		<u>\$1,540.00</u>
Fund 221 - Drug Prosecution										
Department 300 - State's Attorney										
Sub-Department 322 - Drug Prosecution										
Account 50270 - Court Reporter Costs										
1694 - Kobald Reporting Inc	2023-078	██████████	Paid by EFT # 84319		10/13/2023	11/20/2023	11/20/2023		12/04/2023	144.00
13439 - Theresa (Terri) Wells	012	██████████	Paid by EFT # 84449		11/16/2023	11/20/2023	11/20/2023		12/04/2023	108.00



Judiciary & Public Safety A/P by GL Distribution

Payment Date Range 12/01/23 - 12/31/23

Vendor	Invoice No.	Invoice Description	Status	Held Reason	Invoice Date	Due Date	G/L Date	Received Date	Payment Date	Invoice Amount
Fund 221 - Drug Prosecution										
Department 300 - State's Attorney										
Sub-Department 322 - Drug Prosecution										
Account 50270 - Court Reporter Costs										
2019 - Dana D. Bollman	2023-35		Paid by EFT # 84517		11/30/2023	12/01/2023	11/30/2023		12/18/2023	72.00
8335 - Jennifer L. Joyce	JLJ-101723		Paid by EFT # 84660		11/30/2023	12/05/2023	11/30/2023		12/18/2023	72.00
8335 - Jennifer L. Joyce	JJ-060623		Paid by EFT # 84660		11/30/2023	12/05/2023	11/30/2023		12/18/2023	160.00
8335 - Jennifer L. Joyce	JJ-061323		Paid by EFT # 84660		11/30/2023	12/05/2023	11/30/2023		12/18/2023	124.00
							Account 50270 - Court Reporter Costs Totals	Invoice Transactions	6	<u>\$680.00</u>
Account 53130 - General Association Dues										
1491 - Attorney Registration & Disciplinary Commission	465700-2024	ARDC Dues 2024	Paid by Check # 382927		12/12/2023	12/12/2023	12/12/2023		12/18/2023	1,155.00
1695 - Kane County Bar Assn	11.30.23	KCBA Dues	Paid by Check # 383009		11/30/2023	12/06/2023	11/30/2023		12/18/2023	140.00
							Account 53130 - General Association Dues Totals	Invoice Transactions	2	<u>\$1,295.00</u>
							Sub-Department 322 - Drug Prosecution Totals	Invoice Transactions	8	<u>\$1,975.00</u>
							Department 300 - State's Attorney Totals	Invoice Transactions	8	<u>\$1,975.00</u>
							Fund 221 - Drug Prosecution Totals	Invoice Transactions	8	<u>\$1,975.00</u>
Fund 223 - Domestic Violence										
Department 300 - State's Attorney										
Sub-Department 324 - Domestic Violence										
Account 50270 - Court Reporter Costs										
1694 - Kobald Reporting Inc	2023-078		Paid by EFT # 84319		10/13/2023	11/20/2023	11/20/2023		12/04/2023	124.00
13439 - Theresa (Terri) Wells	012		Paid by EFT # 84449		11/16/2023	11/20/2023	11/20/2023		12/04/2023	128.00
2019 - Dana D. Bollman	2023-35		Paid by EFT # 84517		11/30/2023	12/01/2023	11/30/2023		12/18/2023	156.00
							Account 50270 - Court Reporter Costs Totals	Invoice Transactions	3	<u>\$408.00</u>
Account 53130 - General Association Dues										
1491 - Attorney Registration & Disciplinary Commission	465700-2024	ARDC Dues 2024	Paid by Check # 382927		12/12/2023	12/12/2023	12/12/2023		12/18/2023	1,155.00
							Account 53130 - General Association Dues Totals	Invoice Transactions	1	<u>\$1,155.00</u>
							Sub-Department 324 - Domestic Violence Totals	Invoice Transactions	4	<u>\$1,563.00</u>
							Department 300 - State's Attorney Totals	Invoice Transactions	4	<u>\$1,563.00</u>
							Fund 223 - Domestic Violence Totals	Invoice Transactions	4	<u>\$1,563.00</u>



Judiciary & Public Safety A/P by GL Distribution

Payment Date Range 12/01/23 - 12/31/23

Vendor	Invoice No.	Invoice Description	Status	Held Reason	Invoice Date	Due Date	G/L Date	Received Date	Payment Date	Invoice Amount	
Fund 226 - Weed and Seed											
Department 300 - State's Attorney											
Sub-Department 327 - Weed and Seed											
Account 53100 - Conferences and Meetings											
4526 - Fifth Third Bank	6567-CB-10/23	October Pcard Charges	Paid by EFT # 84268		11/06/2023	11/17/2023	11/17/2023		12/04/2023	149.32	
								Account 53100 - Conferences and Meetings Totals		Invoice Transactions 1	<u>149.32</u>
Account 60000 - Office Supplies											
4526 - Fifth Third Bank	5128-SD-10/23	October Pcard Charges	Paid by EFT # 84268		11/06/2023	11/17/2023	11/17/2023		12/04/2023	1,212.00	
14197 - Marketnet, Inc. dba Team Store	13783	Supplies for Weed & Seed Program	Paid by EFT # 84682		11/20/2023	12/05/2023	11/20/2023		12/18/2023	1,039.43	
14197 - Marketnet, Inc. dba Team Store	13782	Supplies for Weed & Seed Program	Paid by EFT # 84682		11/20/2023	12/05/2023	11/20/2023		12/18/2023	1,424.67	
14197 - Marketnet, Inc. dba Team Store	13781	Supplies for Weed & Seed Program	Paid by EFT # 84682		11/20/2023	12/05/2023	11/20/2023		12/18/2023	312.36	
14197 - Marketnet, Inc. dba Team Store	13780	Supplies for Weed & Seed Program	Paid by EFT # 84682		11/20/2023	12/05/2023	11/20/2023		12/18/2023	794.90	
14197 - Marketnet, Inc. dba Team Store	13779	Supplies for Weed & Seed Program	Paid by EFT # 84682		11/20/2023	12/05/2023	11/20/2023		12/18/2023	576.67	
								Account 60000 - Office Supplies Totals		Invoice Transactions 6	<u>\$5,360.03</u>
								Sub-Department 327 - Weed and Seed Totals		Invoice Transactions 7	<u>\$5,509.35</u>
								Department 300 - State's Attorney Totals		Invoice Transactions 7	<u>\$5,509.35</u>
								Fund 226 - Weed and Seed Totals		Invoice Transactions 7	<u>\$5,509.35</u>
Fund 230 - Child Advocacy Center											
Department 300 - State's Attorney											
Sub-Department 000 - Revenues											
Account 32010 - DCFS- Child Advocacy Cntr Grant											
10238 - Department of Children & Family Services	FY23 Close-out	Refund of DCFS Grant overpayment	Paid by Check # 382860		08/08/2023	08/23/2023	08/23/2023		12/04/2023	25,481.11	
								Account 32010 - DCFS- Child Advocacy Cntr Grant Totals		Invoice Transactions 1	<u>\$25,481.11</u>
								Sub-Department 000 - Revenues Totals		Invoice Transactions 1	<u>\$25,481.11</u>
Sub-Department 301 - Child Advocacy Center											
Account 50150 - Contractual/Consulting Services											
5925 - Nelson Systems, Inc.	P102495	CAC Contractual	Paid by EFT # 84703		12/06/2023	12/06/2023	12/06/2023		12/18/2023	4,290.69	
								Account 50150 - Contractual/Consulting Services Totals		Invoice Transactions 1	<u>\$4,290.69</u>
Account 50240 - Trials and Costs of Hearing											
██████████	██████	██████████	Paid by Check # 382910		11/22/2023	12/07/2023	11/30/2023		12/18/2023	157.45	
██████████	██████	██████████	Paid by Check # 382910		11/15/2023	12/07/2023	11/15/2023		12/18/2023	143.65	
								Account 50240 - Trials and Costs of Hearing Totals		Invoice Transactions 2	<u>\$301.10</u>



Judiciary & Public Safety A/P by GL Distribution

Payment Date Range 12/01/23 - 12/31/23

Vendor	Invoice No.	Invoice Description	Status	Held Reason	Invoice Date	Due Date	G/L Date	Received Date	Payment Date	Invoice Amount	
Fund 230 - Child Advocacy Center											
Department 300 - State's Attorney											
Sub-Department 301 - Child Advocacy Center											
Account 50260 - Witness Costs											
[REDACTED]	[REDACTED]	[REDACTED]	Paid by EFT #		11/06/2023	11/17/2023	11/17/2023		12/04/2023	1,757.90	
			84268								
[REDACTED]	[REDACTED]	[REDACTED]	Paid by EFT #		11/06/2023	11/17/2023	11/17/2023		12/04/2023	13.75	
			84268								
									Account 50260 - Witness Costs Totals	Invoice Transactions 2	\$1,771.65
Account 50270 - Court Reporter Costs											
13439 - Theresa (Terri) Wells	012	[REDACTED]	Paid by EFT #		11/16/2023	11/20/2023	11/20/2023		12/04/2023	148.00	
			84449								
2019 - Dana D. Bollman	2023-35	[REDACTED]	Paid by EFT #		11/30/2023	12/01/2023	11/30/2023		12/18/2023	52.00	
			84517								
8335 - Jennifer L. Joyce	JLJ-101723	[REDACTED]	Paid by EFT #		11/30/2023	12/05/2023	11/30/2023		12/18/2023	40.00	
			84660								
8335 - Jennifer L. Joyce	JJ-061323	[REDACTED]	Paid by EFT #		11/30/2023	12/05/2023	11/30/2023		12/18/2023	28.00	
			84660								
									Account 50270 - Court Reporter Costs Totals	Invoice Transactions 4	\$268.00
Account 50620 - Counseling Services											
9495 - Deborah L. Conley LTD	11.30.23	Counseling Services	Paid by EFT #		12/03/2023	12/05/2023	11/30/2023		12/18/2023	1,600.00	
		November	84570								
11049 - Roots and Wings Counseling Consultants, LLC	2023 11 50	Counseling Services	Paid by EFT #		11/30/2023	12/07/2023	11/30/2023		12/18/2023	200.00	
		November	84764								
6573 - Julie Turner	10312023	Counseling Services	Paid by EFT #		11/07/2023	12/06/2023	10/31/2023		12/18/2023	1,000.00	
		October	84812								
									Account 50620 - Counseling Services Totals	Invoice Transactions 3	\$2,800.00
Account 52140 - Repairs and Maint- Copiers											
8930 - Impact Networking, LLC	3102184	Copier SAO, Civil and CAC	Paid by EFT #		11/17/2023	11/20/2023	11/20/2023		12/04/2023	420.20	
			84303								
13153 - Toshiba America Business Solutions, Inc	6146482	Copier Contract CAC	Paid by EFT #		11/03/2023	11/17/2023	11/17/2023		12/04/2023	14.60	
			84422								
13153 - Toshiba America Business Solutions, Inc	6146741	Copier Contract CAC	Paid by EFT #		11/03/2023	11/17/2023	11/17/2023		12/04/2023	27.86	
			84422								
									Account 52140 - Repairs and Maint- Copiers Totals	Invoice Transactions 3	\$462.66
Account 53110 - Employee Training											
13934 - Silvia Cruz	112023	PEV Reimbursements	Paid by Check #		11/20/2023	11/21/2023	11/21/2023		12/04/2023	114.00	
			382855								
13963 - JoAnne B. Johnsen	112223	DCFS Grant Training	Paid by Check #		11/22/2023	11/22/2023	11/22/2023		12/04/2023	68.00	
			382874								
8463 - Julie Pohlman	110923	DCFS Grant Training	Paid by Check #		11/09/2023	11/22/2023	11/22/2023		12/04/2023	68.00	
			382891								
11474 - Leslie Zarate	112123	DCFS Grant Training	Paid by Check #		11/21/2023	11/22/2023	11/22/2023		12/04/2023	68.00	
			382908								



Judiciary & Public Safety A/P by GL Distribution

Payment Date Range 12/01/23 - 12/31/23

Vendor	Invoice No.	Invoice Description	Status	Held Reason	Invoice Date	Due Date	G/L Date	Received Date	Payment Date	Invoice Amount	
Fund 230 - Child Advocacy Center											
Department 300 - State's Attorney											
Sub-Department 301 - Child Advocacy Center											
Account 53110 - Employee Training											
14235 - Elizabeth Serediuk	112023	Training - Meals	Paid by EFT # 84772		11/20/2023	12/05/2023	11/20/2023		12/18/2023	100.00	
								Account 53110 - Employee Training Totals		Invoice Transactions 5	<u>\$418.00</u>
Account 53130 - General Association Dues											
1491 - Attorney Registration & Disciplinary Commission	465700-2024	ARDC Dues 2024	Paid by Check # 382927		12/12/2023	12/12/2023	12/12/2023		12/18/2023	1,925.00	
								Account 53130 - General Association Dues Totals		Invoice Transactions 1	<u>\$1,925.00</u>
Account 60010 - Operating Supplies											
4526 - Fifth Third Bank	4136-LS-10/23	October Pcard Charges	Paid by EFT # 84268		11/06/2023	11/17/2023	11/17/2023		12/04/2023	29.98	
3509 - DS Services of America, Inc. dba Primo Water NA	23839078 112523	Water	Paid by EFT # 84580		11/25/2023	12/07/2023	11/25/2023		12/18/2023	33.02	
								Account 60010 - Operating Supplies Totals		Invoice Transactions 2	<u>\$63.00</u>
Account 60050 - Books and Subscriptions											
6521 - Thomson Reuters GRC Inc. (West Government)	849216720	Subscriptions SAO and CAC	Paid by EFT # 84416		11/01/2023	11/17/2023	11/17/2023		12/04/2023	87.81	
6521 - Thomson Reuters GRC Inc. (West Government)	849365503	Subscriptions SAO and CAC	Paid by EFT # 84803		12/01/2023	12/05/2023	11/30/2023		12/18/2023	49.29	
								Account 60050 - Books and Subscriptions Totals		Invoice Transactions 2	<u>\$137.10</u>
Account 60060 - Computer Software- Non Capital											
4526 - Fifth Third Bank	4136-LS-10/23	October Pcard Charges	Paid by EFT # 84268		11/06/2023	11/17/2023	11/17/2023		12/04/2023	15.99	
								Account 60060 - Computer Software- Non Capital Totals		Invoice Transactions 1	<u>\$15.99</u>
Account 63040 - Fuel- Vehicles											
13021 - WEX BANK	93674550	Fuel Purchases State's Attorney	Paid by EFT # 84858		11/30/2023	12/05/2023	11/30/2023		12/18/2023	320.17	
								Account 63040 - Fuel- Vehicles Totals		Invoice Transactions 1	<u>\$320.17</u>
								Sub-Department 301 - Child Advocacy Center Totals		Invoice Transactions 27	<u>\$12,773.36</u>
								Department 300 - State's Attorney Totals		Invoice Transactions 28	<u>\$38,254.47</u>
								Fund 230 - Child Advocacy Center Totals		Invoice Transactions 28	<u>\$38,254.47</u>



Judiciary & Public Safety A/P by GL Distribution

Payment Date Range 12/01/23 - 12/31/23

Vendor	Invoice No.	Invoice Description	Status	Held Reason	Invoice Date	Due Date	G/L Date	Received Date	Payment Date	Invoice Amount
Fund 247 - EMA Volunteer Fund										
Department 510 - Emergency Management Services										
Sub-Department 511 - EMA Volunteers										
Account 55000 - Miscellaneous Contractual Exp										
4526 - Fifth Third Bank	8056-jm-10/23	October 2023 JM Credit card	Paid by EFT # 84268		11/06/2023	11/06/2023	11/06/2023		12/04/2023	765.55
							Account 55000 - Miscellaneous Contractual Exp Totals	Invoice Transactions	1	<u>\$765.55</u>
							Sub-Department 511 - EMA Volunteers Totals	Invoice Transactions	1	<u>\$765.55</u>
							Department 510 - Emergency Management Services Totals	Invoice Transactions	1	<u>\$765.55</u>
							Fund 247 - EMA Volunteer Fund Totals	Invoice Transactions	1	<u>\$765.55</u>
Fund 250 - Law Library										
Department 370 - Law Library										
Sub-Department 370 - Law Library										
Account 50590 - Professional Services										
14019 - Ingrid Rivera Gonzalez	2004	Interpreter: Divorce & Family 11/13/2023 - SRLC grant	Paid by EFT # 84620		11/13/2023	11/29/2023	11/29/2023		12/18/2023	149.50
14019 - Ingrid Rivera Gonzalez	2003	Interpreter: Divorce & Family 10/30/2023 - SRLC grant	Paid by EFT # 84620		11/13/2023	11/29/2023	11/29/2023		12/18/2023	149.50
14019 - Ingrid Rivera Gonzalez	1009	Interpreter: Lawyer in the Library Elgin 10/26/23 - SRLC grant	Paid by EFT # 84620		10/27/2023	11/29/2023	11/29/2023		12/18/2023	159.90
14019 - Ingrid Rivera Gonzalez	2002	Interpreter: Divorce & Family 10/23/2023 - SRLC grant	Paid by EFT # 84620		10/27/2023	11/29/2023	11/29/2023		12/18/2023	149.50
14019 - Ingrid Rivera Gonzalez	2001	Interpreter: Divorce & Family 10/16/2023 - SRLC grant	Paid by EFT # 84620		10/16/2023	11/29/2023	11/29/2023		12/18/2023	149.50
14019 - Ingrid Rivera Gonzalez	1008	Interpreter: Lawyer in the Library Aurora 10/12/2023-SRLC grant	Paid by EFT # 84620		10/16/2023	11/29/2023	11/29/2023		12/18/2023	153.40
14019 - Ingrid Rivera Gonzalez	2000	Interpreter: Divorce & Family 10/02/2023 - SRLC grant	Paid by EFT # 84620		10/11/2023	11/29/2023	11/29/2023		12/18/2023	149.50
14019 - Ingrid Rivera Gonzalez	1007	Interpreter: Lawyer in the Library Elgin 9/28/2023 - SRLC grant	Paid by EFT # 84620		10/11/2023	11/29/2023	11/29/2023		12/18/2023	159.90
14019 - Ingrid Rivera Gonzalez	2005	Interpreter: Divorce & Family 11/20/2023 - SRLC grant	Paid by EFT # 84620		11/21/2023	11/29/2023	11/29/2023		12/18/2023	149.50



Judiciary & Public Safety A/P by GL Distribution

Payment Date Range 12/01/23 - 12/31/23

Vendor	Invoice No.	Invoice Description	Status	Held Reason	Invoice Date	Due Date	G/L Date	Received Date	Payment Date	Invoice Amount	
Fund 250 - Law Library											
Department 370 - Law Library											
Sub-Department 370 - Law Library											
Account 50590 - Professional Services											
13280 - Martha Gerald dba Power Vibes Inc.	KCJC LL-001	Interpreter: Lawyer in the Library Elgin 7/28/2023 - SRLC grant	Paid by EFT # 84683		07/28/2023	11/30/2023	11/30/2023		12/18/2023	250.00	
1271 - Peloton Inc dba Frank's Employment	46601246-370B	short paid original invoice by \$100	Paid by EFT # 84723		06/20/2023	11/29/2023	11/29/2023		12/18/2023	100.00	
1271 - Peloton Inc dba Frank's Employment	46601346	temp: Marilyn 7/31/23, 8/2/23 - 8/4/23	Paid by EFT # 84723		08/07/2023	11/29/2023	11/29/2023		12/18/2023	630.00	
1271 - Peloton Inc dba Frank's Employment	46601412-370	Peloton temp 9/11/23-9/15/23	Paid by EFT # 84723		09/18/2023	11/29/2023	11/29/2023		12/18/2023	765.00	
1271 - Peloton Inc dba Frank's Employment	46601459	temp: Marilyn 10/20/23	Paid by EFT # 84723		10/24/2023	11/29/2023	11/29/2023		12/18/2023	157.50	
1271 - Peloton Inc dba Frank's Employment	46601485	temp: Marilyn 11/3/23	Paid by EFT # 84723		11/14/2023	11/29/2023	11/29/2023		12/18/2023	157.50	
6010 - Translation Today Network Inc	9293	translation Gail Borden limited rep. disc. -SRLC grant	Paid by EFT # 84806		11/20/2023	11/30/2023	11/30/2023		12/18/2023	75.00	
									Account 50590 - Professional Services Totals	Invoice Transactions 16	<u>\$3,505.20</u>
Account 52140 - Repairs and Maint- Copiers											
1119 - Gordon Flesch Company Inc	IN14387653	photocopiers annual maintenance 10/1/23-9/30/24	Paid by EFT # 84622		10/02/2023	11/29/2023	11/29/2023		12/18/2023	158.31	
1119 - Gordon Flesch Company Inc	IN14426263	Gordon Flesch credit - cancelled machines	Paid by EFT # 84622		10/31/2023	11/29/2023	11/29/2023		12/18/2023	(224.86)	
13153 - Toshiba America Business Solutions, Inc	6116021	staff copier 8/23/2023-9/22/2023 (\$91.20 SRLC grant)	Paid by EFT # 84804		09/19/2023	11/30/2023	11/30/2023		12/18/2023	98.27	
13153 - Toshiba America Business Solutions, Inc	6137906	staff copier 9/23/2023-10/22/2023 (\$159.17 SRLC grant)	Paid by EFT # 84804		10/18/2023	11/30/2023	11/30/2023		12/18/2023	173.17	
									Account 52140 - Repairs and Maint- Copiers Totals	Invoice Transactions 4	<u>\$204.89</u>
Account 53120 - Employee Mileage Expense											
4525 - Halle Cox	12062023	PEV	Paid by EFT # 84563		12/06/2023	12/11/2023	11/30/2023		12/18/2023	129.04	
9457 - Ellen Fultz-Schmid	12062023	PEV	Paid by EFT # 84610		12/06/2023	12/11/2023	11/30/2023		12/18/2023	24.24	
14221 - Dasha Pates	12062023	PEV	Paid by EFT # 84717		12/06/2023	12/11/2023	11/30/2023		12/18/2023	37.99	
									Account 53120 - Employee Mileage Expense Totals	Invoice Transactions 3	<u>\$191.27</u>
Account 55000 - Miscellaneous Contractual Exp											
1199 - RELX Inc. dba LexisNexis	3094744668	October 2023 Lexis public	Paid by EFT # 84755		10/31/2023	11/29/2023	11/29/2023		12/18/2023	855.00	



Judiciary & Public Safety A/P by GL Distribution

Payment Date Range 12/01/23 - 12/31/23

Vendor	Invoice No.	Invoice Description	Status	Held Reason	Invoice Date	Due Date	G/L Date	Received Date	Payment Date	Invoice Amount	
Fund 250 - Law Library											
Department 370 - Law Library											
Sub-Department 370 - Law Library											
Account 55000 - Miscellaneous Contractual Exp											
1199 - RELX Inc. dba LexisNexis	3094744664	October 2023 Lexis	Paid by EFT # 84755		10/31/2023	11/29/2023	11/29/2023		12/18/2023	1,320.00	
1199 - RELX Inc. dba LexisNexis	3094705203	September 2023 Lexis	Paid by EFT # 84755		09/30/2023	11/29/2023	11/29/2023		12/18/2023	1,320.00	
1199 - RELX Inc. dba LexisNexis	3094705207	September 2023 Lexis public	Paid by EFT # 84755		09/30/2023	11/29/2023	11/29/2023		12/18/2023	855.00	
1199 - RELX Inc. dba LexisNexis	3094642252	August 2023 Lexis public	Paid by EFT # 84755		08/31/2023	11/29/2023	11/29/2023		12/18/2023	855.00	
1199 - RELX Inc. dba LexisNexis	3094642248	August 2023 Lexis	Paid by EFT # 84755		08/31/2023	11/29/2023	11/29/2023		12/18/2023	1,320.00	
1199 - RELX Inc. dba LexisNexis	3094588299	July 2023 Lexis public	Paid by EFT # 84755		07/31/2023	11/29/2023	11/29/2023		12/18/2023	855.00	
1199 - RELX Inc. dba LexisNexis	3094588295	July 2023 Lexis	Paid by EFT # 84755		07/31/2023	11/29/2023	11/29/2023		12/18/2023	1,320.00	
									Account 55000 - Miscellaneous Contractual Exp Totals	Invoice Transactions 8	\$8,700.00
Account 60000 - Office Supplies											
1464 - Alphagraphics (#344)	118660	post it notes - judges	Paid by Check # 382915		10/26/2023	11/29/2023	11/29/2023		12/18/2023	590.69	
1464 - Alphagraphics (#344)	118813	business cards - SRLC grant	Paid by Check # 382915		11/02/2023	11/29/2023	11/29/2023		12/18/2023	77.54	
1464 - Alphagraphics (#344)	118547	notepads - srlc grant	Paid by Check # 382915		10/26/2023	11/29/2023	11/29/2023		12/18/2023	2,104.50	
									Account 60000 - Office Supplies Totals	Invoice Transactions 3	\$2,772.73
Account 60050 - Books and Subscriptions											
4526 - Fifth Third Bank	8999-HC-10/23	October 2023 Pcard	Paid by EFT # 84268		11/06/2023	11/21/2023	11/21/2023		12/04/2023	150.00	
1655 - Illinois Institute for Continuing Legal Ed (IICLE)	SI301699656	Insurance Law 2023	Paid by Check # 383000		11/03/2023	11/29/2023	11/29/2023		12/18/2023	135.00	
1655 - Illinois Institute for Continuing Legal Ed (IICLE)	SI301699340	Elements of IL Law: Workers Compensation 2023	Paid by Check # 383000		09/12/2023	11/29/2023	11/29/2023		12/18/2023	30.00	
1655 - Illinois Institute for Continuing Legal Ed (IICLE)	SI301699469	Modern Land Trust Practice 2023	Paid by Check # 383000		09/29/2023	11/29/2023	11/29/2023		12/18/2023	123.75	
1655 - Illinois Institute for Continuing Legal Ed (IICLE)	si301699560	advising elderly clients and their families 2023	Paid by Check # 383000		10/17/2023	11/29/2023	11/29/2023		12/18/2023	135.00	
1655 - Illinois Institute for Continuing Legal Ed (IICLE)	si301699423	elements of IL Law: Organizing and Advising Small Business 2023	Paid by Check # 383000		09/15/2023	11/29/2023	11/29/2023		12/18/2023	30.00	
1655 - Illinois Institute for Continuing Legal Ed (IICLE)	si301699517	Business Law: Mergers and Acquisitions 2023	Paid by Check # 383000		10/10/2023	11/29/2023	11/29/2023		12/18/2023	127.50	



Judiciary & Public Safety A/P by GL Distribution

Payment Date Range 12/01/23 - 12/31/23

Vendor	Invoice No.	Invoice Description	Status	Held Reason	Invoice Date	Due Date	G/L Date	Received Date	Payment Date	Invoice Amount	
Fund 250 - Law Library											
Department 370 - Law Library											
Sub-Department 370 - Law Library											
Account 60050 - Books and Subscriptions											
1655 - Illinois Institute for Continuing Legal Ed (IICLE)	si301699609	Long-term care litigation 2023	Paid by Check # 383000		10/31/2023	11/29/2023	11/29/2023		12/18/2023	127.50	
2383 - Illinois State Bar Association	262195	Guide to Sentencing Hearings & Pretrial Release in IL 2023 (8 c)	Paid by Check # 383002		09/27/2023	11/29/2023	11/29/2023		12/18/2023	448.42	
2383 - Illinois State Bar Association	262297	Guide to Sentencing Hearings & Pretrial Release in IL 2023	Paid by Check # 383002		10/06/2023	11/29/2023	11/29/2023		12/18/2023	58.92	
2793 - James Publishing, Inc.	210741	Pattern Voir Dire	Paid by EFT # 84652		10/26/2023	11/30/2023	11/30/2023		12/18/2023	170.00	
3250 - Matthew Bender & Co. dba LexisNexis Matthew Bender	3827132x	IL Criminal Procedure 2023 (4)	Paid by EFT # 84685		09/07/2023	11/30/2023	11/30/2023		12/18/2023	920.46	
3250 - Matthew Bender & Co. dba LexisNexis Matthew Bender	39139654	IL Criminal Defense Motions rel#11	Paid by EFT # 84685		11/07/2023	11/30/2023	11/30/2023		12/18/2023	144.43	
3250 - Matthew Bender & Co. dba LexisNexis Matthew Bender	38345129	Courtroom Criminal Evidence 2023	Paid by EFT # 84685		09/14/2023	11/30/2023	11/30/2023		12/18/2023	126.43	
3250 - Matthew Bender & Co. dba LexisNexis Matthew Bender	38345137	IL Marijuana Laws 2023	Paid by EFT # 84685		09/14/2023	11/30/2023	11/30/2023		12/18/2023	197.10	
3250 - Matthew Bender & Co. dba LexisNexis Matthew Bender	38692651	IL Govt Tort Liability rel #2023	Paid by EFT # 84685		10/04/2023	11/30/2023	11/30/2023		12/18/2023	461.61	
4553 - Richard E. Flamm dba Banks & Jordan Law Pub. Co.	R284J125	Judicial Disqualification 3d 2023 pp, Recusal Disqualification23	Paid by Check # 383040		09/28/2023	11/30/2023	11/30/2023		12/18/2023	219.45	
1970 - Wolters Kluwer Legal & Regulatory Solutions U.S.	4805961559	Psychological experts in Divorce 7d	Paid by Check # 383068		09/21/2023	11/30/2023	11/30/2023		12/18/2023	490.96	
12588 - American Legal Publishing Corp.	28340	Kane County Code supp	Paid by EFT # 84488		09/30/2023	11/30/2023	11/30/2023		12/18/2023	30.00	
									Account 60050 - Books and Subscriptions Totals	Invoice Transactions 19	\$4,126.53
Account 60230 - Food											
12287 - Century Springs/Ove Water Services	2156316	water	Paid by EFT # 84535		09/08/2023	11/29/2023	11/29/2023		12/18/2023	10.58	
12287 - Century Springs/Ove Water Services	2167684	monthly water unite rental: Oct	Paid by EFT # 84535		09/29/2023	11/29/2023	11/29/2023		12/18/2023	2.99	
12287 - Century Springs/Ove Water Services	2171577	water	Paid by EFT # 84535		10/06/2023	11/29/2023	11/29/2023		12/18/2023	14.87	
12287 - Century Springs/Ove Water Services	2178551	water	Paid by EFT # 84535		10/20/2023	11/29/2023	11/29/2023		12/18/2023	6.29	
									Account 60230 - Food Totals	Invoice Transactions 4	\$34.73
									Sub-Department 370 - Law Library Totals	Invoice Transactions 57	\$19,535.35
									Department 370 - Law Library Totals	Invoice Transactions 57	\$19,535.35
									Fund 250 - Law Library Totals	Invoice Transactions 57	\$19,535.35



Judiciary & Public Safety A/P by GL Distribution

Payment Date Range 12/01/23 - 12/31/23

Vendor	Invoice No.	Invoice Description	Status	Held Reason	Invoice Date	Due Date	G/L Date	Received Date	Payment Date	Invoice Amount	
Fund 264 - Cannabis Regulation - Local											
Department 380 - Sheriff											
Sub-Department 264 - Cannabis Regulation-Local											
Account 50150 - Contractual/Consulting Services											
3229 - Petty Cash-Sheriff	111323	ACTIVE SHOOTER TRAINING/ INVAPPT112023	Paid by Check # 383036		11/13/2023	12/09/2023	11/01/2023		12/18/2023	10,000.00	
3229 - Petty Cash-Sheriff	101023	RMT SERVICES/ SAFE-T ACT SEP	Paid by Check # 383036		10/10/2023	12/09/2023	11/01/2023		12/18/2023	4,400.00	
3229 - Petty Cash-Sheriff	110923A	RMT SERVICES/ SAFE-T ACT OCT	Paid by Check # 383036		11/09/2023	12/09/2023	11/01/2023		12/18/2023	2,100.00	
3229 - Petty Cash-Sheriff	120523	RMT SERVICES/ SAFE-T ACT NOV	Paid by Check # 383036		12/05/2023	12/09/2023	11/01/2023		12/18/2023	2,300.00	
								Account 50150 - Contractual/Consulting Services Totals		Invoice Transactions 4	\$18,800.00
Account 60010 - Operating Supplies											
4526 - Fifth Third Bank	8854-RH-10/23	HAIN PCARD	Paid by EFT # 84268		11/06/2023	11/22/2023	11/22/2023		12/04/2023	806.16	
4526 - Fifth Third Bank	0684-EM-10/23	MULDER PCARD	Paid by EFT # 84268		11/06/2023	11/28/2023	11/28/2023		12/04/2023	1,904.00	
								Account 60010 - Operating Supplies Totals		Invoice Transactions 2	\$2,710.16
								Sub-Department 264 - Cannabis Regulation-Local Totals		Invoice Transactions 6	\$21,510.16
								Department 380 - Sheriff Totals		Invoice Transactions 6	\$21,510.16
								Fund 264 - Cannabis Regulation - Local Totals		Invoice Transactions 6	\$21,510.16
Fund 265 - Sheriff DEF Federal - Treasury											
Department 380 - Sheriff											
Sub-Department 394 - DEF Federal - Treasury											
Account 60010 - Operating Supplies											
3320 - Streicher's, Inc.	I1668484	RIFLE SHIELD LW	Paid by EFT # 84788		09/28/2023	12/09/2023	11/30/2023		12/18/2023	8,403.00	
								Account 60010 - Operating Supplies Totals		Invoice Transactions 1	\$8,403.00
								Sub-Department 394 - DEF Federal - Treasury Totals		Invoice Transactions 1	\$8,403.00
								Department 380 - Sheriff Totals		Invoice Transactions 1	\$8,403.00
								Fund 265 - Sheriff DEF Federal - Treasury Totals		Invoice Transactions 1	\$8,403.00
Fund 269 - Kane Comm											
Department 425 - Kane Comm											
Sub-Department 426 - Kane Comm											
Account 50150 - Contractual/Consulting Services											
4526 - Fifth Third Bank	1538-MG-10/23	Pcard Payment 10/05/23-11/06/23	Paid by EFT # 84268		11/06/2023	11/17/2023	11/17/2023		12/04/2023	17.91	
								Account 50150 - Contractual/Consulting Services Totals		Invoice Transactions 1	\$17.91
Account 52130 - Repairs and Maint- Computers											
9775 - Illinois Communications Sales, Inc.	101023996-1	power monitoring kit at radio towers	Paid by EFT # 84300		11/03/2023	11/15/2023	11/15/2023		12/04/2023	2,265.00	
								Account 52130 - Repairs and Maint- Computers Totals		Invoice Transactions 1	\$2,265.00



Judiciary & Public Safety A/P by GL Distribution

Payment Date Range 12/01/23 - 12/31/23

Vendor	Invoice No.	Invoice Description	Status	Held Reason	Invoice Date	Due Date	G/L Date	Received Date	Payment Date	Invoice Amount
Fund 269 - Kane Comm										
Department 425 - Kane Comm										
Sub-Department 426 - Kane Comm										
Account 52160 - Repairs and Maint- Equipment										
1528 - A Beep, LLC	119207	network cards for T1/E1 system - IP card sets to replace T1 line	Paid by Check # 382826		10/13/2023	11/15/2023	11/15/2023		12/04/2023	17,347.77
							Account 52160 - Repairs and Maint- Equipment Totals		Invoice Transactions 1	<u>\$17,347.77</u>
Account 53110 - Employee Training										
4526 - Fifth Third Bank	1538-MG-10/23	Pcard Payment 10/05/23-11/06/23	Paid by EFT # 84268		11/06/2023	11/17/2023	11/17/2023		12/04/2023	141.00
							Account 53110 - Employee Training Totals		Invoice Transactions 1	<u>\$141.00</u>
Account 53160 - Pre-Employment Physicals										
4526 - Fifth Third Bank	1538-MG-10/23	Pcard Payment 10/05/23-11/06/23	Paid by EFT # 84268		11/06/2023	11/17/2023	11/17/2023		12/04/2023	49.00
							Account 53160 - Pre-Employment Physicals Totals		Invoice Transactions 1	<u>\$49.00</u>
Account 60000 - Office Supplies										
4526 - Fifth Third Bank	1538-MG-10/23	Pcard Payment 10/05/23-11/06/23	Paid by EFT # 84268		11/06/2023	11/17/2023	11/17/2023		12/04/2023	104.05
							Account 60000 - Office Supplies Totals		Invoice Transactions 1	<u>\$104.05</u>
Account 60010 - Operating Supplies										
14192 - VisionProspection Inc dba Your Locker Store	1257-2	lockers for all employees - 21 new lockers	Paid by EFT # 84436		11/14/2023	11/15/2023	11/15/2023		12/04/2023	7,814.44
							Account 60010 - Operating Supplies Totals		Invoice Transactions 1	<u>\$7,814.44</u>
Account 60080 - Employee Recognition Supplies										
4526 - Fifth Third Bank	1538-MG-10/23	Pcard Payment 10/05/23-11/06/23	Paid by EFT # 84268		11/06/2023	11/17/2023	11/17/2023		12/04/2023	96.60
							Account 60080 - Employee Recognition Supplies Totals		Invoice Transactions 1	<u>\$96.60</u>
							Sub-Department 426 - Kane Comm Totals		Invoice Transactions 8	<u>\$27,835.77</u>
							Department 425 - Kane Comm Totals		Invoice Transactions 8	<u>\$27,835.77</u>
							Fund 269 - Kane Comm Totals		Invoice Transactions 8	<u>\$27,835.77</u>
Fund 270 - Probation Services										
Department 430 - Court Services										
Sub-Department 460 - Probation Services										
Account 50150 - Contractual/Consulting Services										
7238 - About Change Counseling	0124	NOV23 DUI EVALUATION	Paid by Check # 382828		11/14/2023	11/14/2023	11/14/2023	11/14/2023	12/04/2023	100.00
7238 - About Change Counseling	0126	NOV23 DUI EVALUATION	Paid by Check # 382828		11/14/2023	11/14/2023	11/14/2023	11/14/2023	12/04/2023	100.00
14214 - Care Addiction Center	10242023 LR	OCT23 DUI EVALUATION	Paid by EFT # 84213		10/24/2023	11/17/2023	11/17/2023	11/17/2023	12/04/2023	300.00



Judiciary & Public Safety A/P by GL Distribution

Payment Date Range 12/01/23 - 12/31/23

Vendor	Invoice No.	Invoice Description	Status	Held Reason	Invoice Date	Due Date	G/L Date	Received Date	Payment Date	Invoice Amount	
Fund 270 - Probation Services											
Department 430 - Court Services											
Sub-Department 460 - Probation Services											
Account 50150 - Contractual/Consulting Services											
5720 - Care Clinics Inc	11062023 AT	NOV23 EVALUATION	Paid by Check # 382842		11/06/2023	11/13/2023	11/13/2023	11/13/2023	12/04/2023	125.00	
1602 - Language Line Services	11143688	9020594131 OVER THE PHONE INTERPRETATION OCT23	Paid by Check # 383018		10/31/2023	11/28/2023	11/28/2023	11/06/2023	12/18/2023	2,562.04	
8613 - Latino Treatment Center	00089	SEP23 DUI EVALUATION	Paid by EFT # 84675		11/28/2023	11/29/2023	11/29/2023	11/29/2023	12/18/2023	100.00	
12830 - Nickerson & Associates P C	11142023	OCT23 COUSNELING	Paid by EFT # 84707		11/14/2023	11/28/2023	11/28/2023	11/28/2023	12/18/2023	20,660.00	
13247 - The IDS Group Aurora	2023-331	NOV23 EVALUATION	Paid by EFT # 84802		11/21/2023	11/27/2023	11/27/2023	11/27/2023	12/18/2023	150.00	
13247 - The IDS Group Aurora	2023-332	NOV23 EVALUATION	Paid by EFT # 84802		11/21/2023	11/27/2023	11/27/2023	11/27/2023	12/18/2023	150.00	
13247 - The IDS Group Aurora	2023-333	NOV23 EVALUATION	Paid by EFT # 84802		11/21/2023	11/27/2023	11/27/2023	11/27/2023	12/18/2023	150.00	
7238 - About Change Counseling	0129	NOV23 DUI EVALUATION	Paid by Check # 382911		12/01/2023	12/08/2023	11/30/2023	12/08/2023	12/18/2023	100.00	
8973 - Braden Counseling Center, P.C.	KC11152023-2	2609 OCT23 DUI EVALUATION	Paid by EFT # 84518		11/15/2023	11/30/2023	11/30/2023	12/01/2023	12/18/2023	150.00	
									Account 50150 - Contractual/Consulting Services Totals	Invoice Transactions 12	\$24,647.04
Account 50200 - Psychological/Psychiatric Svcs											
4193 - Associates in Behavioral Health Care ABC - DUI	8891	[REDACTED]	Paid by EFT # 84180		10/03/2023	11/21/2023	11/21/2023	11/21/2023	12/04/2023	580.00	
12596 - Lighthouse Recovery, Inc.	7885	[REDACTED]	Paid by EFT # 84326		09/18/2023	11/13/2023	11/13/2023	11/13/2023	12/04/2023	530.00	
12596 - Lighthouse Recovery, Inc.	7889	[REDACTED]	Paid by EFT # 84326		09/24/2023	11/15/2023	11/15/2023	11/15/2023	12/04/2023	140.00	
1260 - Mutual Ground, Inc.	7424RR 1023	[REDACTED]	Paid by EFT # 84344		10/31/2023	11/13/2023	11/13/2023	11/13/2023	12/04/2023	75.00	
1260 - Mutual Ground, Inc.	7527JT 1023	[REDACTED]	Paid by EFT # 84344		10/26/2023	11/13/2023	11/13/2023	11/13/2023	12/04/2023	331.76	
1260 - Mutual Ground, Inc.	7669CM 1023	[REDACTED]	Paid by EFT # 84344		10/17/2023	11/13/2023	11/13/2023	11/13/2023	12/04/2023	75.00	
1260 - Mutual Ground, Inc.	8000JM 1023	[REDACTED]	Paid by EFT # 84344		10/27/2023	11/13/2023	11/13/2023	11/13/2023	12/04/2023	75.00	
1260 - Mutual Ground, Inc.	8095BL 1023	[REDACTED]	Paid by EFT # 84344		10/23/2023	11/13/2023	11/13/2023	11/13/2023	12/04/2023	75.00	
1260 - Mutual Ground, Inc.	8176DSC 1023	[REDACTED]	Paid by EFT # 84344		10/17/2023	11/13/2023	11/13/2023	11/13/2023	12/04/2023	75.00	
7238 - About Change Counseling	0125	[REDACTED]	Paid by Check # 382828		11/14/2023	11/14/2023	11/14/2023	11/14/2023	12/04/2023	125.00	



Judiciary & Public Safety A/P by GL Distribution

Payment Date Range 12/01/23 - 12/31/23

Vendor	Invoice No.	Invoice Description	Status	Held Reason	Invoice Date	Due Date	G/L Date	Received Date	Payment Date	Invoice Amount
Fund 270 - Probation Services										
Department 430 - Court Services										
Sub-Department 460 - Probation Services										
Account 50200 - Psychological/Psychiatric Svcs										
7238 - About Change Counseling	0127	[REDACTED]	Paid by Check # 382828		11/14/2023	11/14/2023	11/14/2023	11/14/2023	12/04/2023	414.00
7238 - About Change Counseling	0128	[REDACTED]	Paid by Check # 382828		11/14/2023	11/14/2023	11/14/2023	11/14/2023	12/04/2023	598.00
3712 - Tools for Life, Ltd	081923 TG	[REDACTED]	Paid by EFT # 84421		08/19/2023	11/13/2023	11/13/2023	11/13/2023	12/04/2023	500.00
3712 - Tools for Life, Ltd	102623 MF	[REDACTED]	Paid by EFT # 84421		10/26/2023	11/13/2023	11/13/2023	11/13/2023	12/04/2023	410.00
3712 - Tools for Life, Ltd	102823 JB	[REDACTED]	Paid by EFT # 84421		10/28/2023	11/13/2023	11/13/2023	11/13/2023	12/04/2023	400.00
3712 - Tools for Life, Ltd	110223 ER	[REDACTED]	Paid by EFT # 84421		11/02/2023	11/13/2023	11/13/2023	11/13/2023	12/04/2023	530.00
13657 - Sarah's Inn	1 -GLJ, SB OCT23	[REDACTED]	Paid by EFT # 84390		10/01/2023	11/13/2023	11/13/2023	11/13/2023	12/04/2023	450.00
5720 - Care Clinics Inc	10282023 EV	[REDACTED]	Paid by Check # 382842		10/28/2023	11/22/2023	11/22/2023	11/22/2023	12/04/2023	125.00
5720 - Care Clinics Inc	10032023 SV	[REDACTED]	Paid by Check # 382935		10/03/2023	11/28/2023	11/28/2023	11/28/2023	12/18/2023	100.00
5720 - Care Clinics Inc	11212023 EADV	[REDACTED]	Paid by Check # 382935		11/21/2023	11/28/2023	11/28/2023	11/28/2023	12/18/2023	205.00
5720 - Care Clinics Inc	11212023 JA	[REDACTED]	Paid by Check # 382935		11/21/2023	11/28/2023	11/28/2023	11/28/2023	12/18/2023	745.00
5720 - Care Clinics Inc	11222023 IG	[REDACTED]	Paid by Check # 382935		11/22/2023	11/28/2023	11/28/2023	11/28/2023	12/18/2023	462.50
5720 - Care Clinics Inc	11222023 JARF	[REDACTED]	Paid by Check # 382935		11/22/2023	11/28/2023	11/28/2023	11/28/2023	12/18/2023	685.00
3521 - Ecker Center for Mental Health	000-11-8404 1123	[REDACTED]	Paid by EFT # 84588		12/01/2023	12/07/2023	11/30/2023	12/07/2023	12/18/2023	940.00
1639 - Family Counseling Services of Aurora	11292023 AD	[REDACTED]	Paid by EFT # 84600		11/29/2023	11/30/2023	11/30/2023	11/30/2023	12/18/2023	180.00
1639 - Family Counseling Services of Aurora	11292023 GQ	[REDACTED]	Paid by EFT # 84600		11/29/2023	11/30/2023	11/30/2023	11/30/2023	12/18/2023	240.00
1639 - Family Counseling Services of Aurora	11292023 AE	[REDACTED]	Paid by EFT # 84600		11/29/2023	11/30/2023	11/30/2023	11/30/2023	12/18/2023	180.00
1639 - Family Counseling Services of Aurora	11292023 AH	[REDACTED]	Paid by EFT # 84600		11/29/2023	11/30/2023	11/30/2023	11/30/2023	12/18/2023	240.00
1639 - Family Counseling Services of Aurora	11292023 AJP	[REDACTED]	Paid by EFT # 84600		11/29/2023	11/30/2023	11/30/2023	11/30/2023	12/18/2023	300.00
1639 - Family Counseling Services of Aurora	11292023 CC	[REDACTED]	Paid by EFT # 84600		11/29/2023	11/30/2023	11/30/2023	11/30/2023	12/18/2023	120.00



Judiciary & Public Safety A/P by GL Distribution

Payment Date Range 12/01/23 - 12/31/23

Vendor	Invoice No.	Invoice Description	Status	Held Reason	Invoice Date	Due Date	G/L Date	Received Date	Payment Date	Invoice Amount
Fund 270 - Probation Services										
Department 430 - Court Services										
Sub-Department 460 - Probation Services										
Account 50200 - Psychological/Psychiatric Svcs										
1639 - Family Counseling Services of Aurora	11292023 CD	[REDACTED]	Paid by EFT # 84600		11/29/2023	11/30/2023	11/30/2023	11/30/2023	12/18/2023	120.00
1639 - Family Counseling Services of Aurora	11292023 CP	[REDACTED]	Paid by EFT # 84600		11/29/2023	11/30/2023	11/30/2023	11/30/2023	12/18/2023	180.00
1639 - Family Counseling Services of Aurora	11292023 CW	[REDACTED]	Paid by EFT # 84600		11/29/2023	11/30/2023	11/30/2023	11/30/2023	12/18/2023	75.00
1639 - Family Counseling Services of Aurora	11292023 DA	[REDACTED]	Paid by EFT # 84600		11/29/2023	11/30/2023	11/30/2023	11/30/2023	12/18/2023	255.00
1639 - Family Counseling Services of Aurora	11292023 DC	[REDACTED]	Paid by EFT # 84600		11/29/2023	11/30/2023	11/30/2023	11/30/2023	12/18/2023	120.00
1639 - Family Counseling Services of Aurora	11292023 DP	[REDACTED]	Paid by EFT # 84600		11/29/2023	11/30/2023	11/30/2023	11/30/2023	12/18/2023	240.00
1639 - Family Counseling Services of Aurora	11292023 DW	[REDACTED]	Paid by EFT # 84600		11/29/2023	11/30/2023	11/30/2023	11/30/2023	12/18/2023	120.00
1639 - Family Counseling Services of Aurora	11292023 EB	[REDACTED]	Paid by EFT # 84600		11/29/2023	11/30/2023	11/30/2023	11/30/2023	12/18/2023	180.00
1639 - Family Counseling Services of Aurora	11292023 JC	[REDACTED]	Paid by EFT # 84600		11/29/2023	11/30/2023	11/30/2023	11/30/2023	12/18/2023	180.00
1639 - Family Counseling Services of Aurora	11292023 JDea	[REDACTED]	Paid by EFT # 84600		11/29/2023	11/30/2023	11/30/2023	11/30/2023	12/18/2023	240.00
1639 - Family Counseling Services of Aurora	11292023 JDep	[REDACTED]	Paid by EFT # 84600		11/29/2023	11/30/2023	11/30/2023	11/30/2023	12/18/2023	240.00
1639 - Family Counseling Services of Aurora	11292023 JE	[REDACTED]	Paid by EFT # 84600		11/29/2023	11/30/2023	11/30/2023	11/30/2023	12/18/2023	120.00
1639 - Family Counseling Services of Aurora	11292023 JG	[REDACTED]	Paid by EFT # 84600		11/29/2023	11/30/2023	11/30/2023	11/30/2023	12/18/2023	240.00
1639 - Family Counseling Services of Aurora	11292023 JM	[REDACTED]	Paid by EFT # 84600		11/29/2023	11/30/2023	11/30/2023	11/30/2023	12/18/2023	75.00
1639 - Family Counseling Services of Aurora	11292023 JO	[REDACTED]	Paid by EFT # 84600		11/29/2023	11/30/2023	11/30/2023	11/30/2023	12/18/2023	240.00
1639 - Family Counseling Services of Aurora	11292023 JOM	[REDACTED]	Paid by EFT # 84600		11/29/2023	11/30/2023	11/30/2023	11/30/2023	12/18/2023	75.00
1639 - Family Counseling Services of Aurora	11292023 JPC	[REDACTED]	Paid by EFT # 84600		11/29/2023	11/30/2023	11/30/2023	11/30/2023	12/18/2023	60.00
1639 - Family Counseling Services of Aurora	11292023 JRe	[REDACTED]	Paid by EFT # 84600		11/29/2023	11/30/2023	11/30/2023	11/30/2023	12/18/2023	75.00
1639 - Family Counseling Services of Aurora	11292023 JRi	[REDACTED]	Paid by EFT # 84600		11/29/2023	11/30/2023	11/30/2023	11/30/2023	12/18/2023	180.00
1639 - Family Counseling Services of Aurora	11292023 JRod	[REDACTED]	Paid by EFT # 84600		11/29/2023	11/30/2023	11/30/2023	11/30/2023	12/18/2023	180.00
1639 - Family Counseling Services of Aurora	11292023 JRom	[REDACTED]	Paid by EFT # 84600		11/29/2023	11/30/2023	11/30/2023	11/30/2023	12/18/2023	300.00



Judiciary & Public Safety A/P by GL Distribution

Payment Date Range 12/01/23 - 12/31/23

Vendor	Invoice No.	Invoice Description	Status	Held Reason	Invoice Date	Due Date	G/L Date	Received Date	Payment Date	Invoice Amount
Fund 270 - Probation Services										
Department 430 - Court Services										
Sub-Department 460 - Probation Services										
Account 50200 - Psychological/Psychiatric Svcs										
1639 - Family Counseling Services of Aurora	11292023 JW	[REDACTED]	Paid by EFT # 84600		11/29/2023	11/30/2023	11/30/2023	11/30/2023	12/18/2023	120.00
1639 - Family Counseling Services of Aurora	11292023 MK	[REDACTED]	Paid by EFT # 84600		11/29/2023	11/30/2023	11/30/2023	11/30/2023	12/18/2023	240.00
1639 - Family Counseling Services of Aurora	11292023 MME	[REDACTED]	Paid by EFT # 84600		11/29/2023	11/30/2023	11/30/2023	11/30/2023	12/18/2023	300.00
1639 - Family Counseling Services of Aurora	11292023 NN	[REDACTED]	Paid by EFT # 84600		11/29/2023	11/30/2023	11/30/2023	11/30/2023	12/18/2023	180.00
1639 - Family Counseling Services of Aurora	11292023 PM	[REDACTED]	Paid by EFT # 84600		11/29/2023	11/30/2023	11/30/2023	11/30/2023	12/18/2023	135.00
1639 - Family Counseling Services of Aurora	11292023 RT	[REDACTED]	Paid by EFT # 84600		11/29/2023	11/30/2023	11/30/2023	11/30/2023	12/18/2023	300.00
1639 - Family Counseling Services of Aurora	11292023 TM	[REDACTED]	Paid by EFT # 84600		11/29/2023	11/30/2023	11/30/2023	11/30/2023	12/18/2023	300.00
1639 - Family Counseling Services of Aurora	11292023 VB	[REDACTED]	Paid by EFT # 84600		11/29/2023	11/30/2023	11/30/2023	11/30/2023	12/18/2023	240.00
1639 - Family Counseling Services of Aurora	11292023 PD	[REDACTED]	Paid by EFT # 84600		11/29/2023	12/01/2023	11/30/2023	12/01/2023	12/18/2023	60.00
1639 - Family Counseling Services of Aurora	11292023 RB	[REDACTED]	Paid by EFT # 84600		11/29/2023	12/01/2023	11/30/2023	12/01/2023	12/18/2023	240.00
8613 - Latino Treatment Center	00081	[REDACTED]	Paid by EFT # 84675		11/28/2023	11/29/2023	11/29/2023	11/29/2023	12/18/2023	570.00
8613 - Latino Treatment Center	00082	[REDACTED]	Paid by EFT # 84675		11/28/2023	11/29/2023	11/29/2023	11/29/2023	12/18/2023	150.00
8613 - Latino Treatment Center	00083	[REDACTED]	Paid by EFT # 84675		11/28/2023	11/29/2023	11/29/2023	11/29/2023	12/18/2023	90.00
8613 - Latino Treatment Center	00086	[REDACTED]	Paid by EFT # 84675		11/28/2023	11/29/2023	11/29/2023	11/29/2023	12/18/2023	1,810.00
8613 - Latino Treatment Center	00087	[REDACTED]	Paid by EFT # 84675		11/28/2023	11/29/2023	11/29/2023	11/29/2023	12/18/2023	210.00
8613 - Latino Treatment Center	00080	[REDACTED]	Paid by EFT # 84675		11/28/2023	12/01/2023	11/30/2023	12/01/2023	12/18/2023	360.00
13247 - The IDS Group Aurora	2023-330	[REDACTED]	Paid by EFT # 84802		11/21/2023	11/27/2023	11/27/2023	11/27/2023	12/18/2023	1,700.00
7238 - About Change Counseling	0130a	[REDACTED]	Paid by Check # 382911		12/03/2023	12/07/2023	11/30/2023	12/07/2023	12/18/2023	170.00
7238 - About Change Counseling	0130b	[REDACTED]	Paid by Check # 382911		12/03/2023	12/07/2023	12/07/2023	12/07/2023	12/18/2023	30.00



Judiciary & Public Safety A/P by GL Distribution

Payment Date Range 12/01/23 - 12/31/23

Vendor	Invoice No.	Invoice Description	Status	Held Reason	Invoice Date	Due Date	G/L Date	Received Date	Payment Date	Invoice Amount
Fund 270 - Probation Services										
Department 430 - Court Services										
Sub-Department 460 - Probation Services										
Account 50200 - Psychological/Psychiatric Srvs										
13851 - Addiction Recovery Services, Inc.	104	[REDACTED]	Paid by EFT #		08/03/2023	11/27/2023	11/27/2023	11/27/2023	12/18/2023	460.00
			84479							
1260 - Mutual Ground, Inc.	7999JFS 1023	[REDACTED]	Paid by EFT #		10/23/2023	11/28/2023	11/28/2023	11/28/2023	12/18/2023	140.00
			84700							
1260 - Mutual Ground, Inc.	8165JG 1023	[REDACTED]	Paid by EFT #		10/23/2023	11/28/2023	11/28/2023	11/13/2023	12/18/2023	65.00
			84700							
1260 - Mutual Ground, Inc.	7024RR NOV23	[REDACTED]	Paid by EFT #		11/30/2023	12/08/2023	11/30/2023	12/08/2023	12/18/2023	36.88
			84700							
1260 - Mutual Ground, Inc.	7527JT NOV23	[REDACTED]	Paid by EFT #		11/30/2023	12/08/2023	11/30/2023	12/08/2023	12/18/2023	232.80
			84700							
1260 - Mutual Ground, Inc.	8086DVS NOV23	[REDACTED]	Paid by EFT #		11/30/2023	12/08/2023	11/30/2023	12/08/2023	12/18/2023	215.36
			84700							
4193 - Associates in Behavioral Health Care ABC - DUI	8878	[REDACTED]	Paid by EFT #		10/02/2023	11/27/2023	11/27/2023	11/27/2023	12/18/2023	170.00
			84496							
4193 - Associates in Behavioral Health Care ABC - DUI	8879	[REDACTED]	Paid by EFT #		10/03/2023	11/27/2023	11/27/2023	11/27/2023	12/18/2023	40.00
			84496							
4193 - Associates in Behavioral Health Care ABC - DUI	8887	[REDACTED]	Paid by EFT #		10/03/2023	11/27/2023	11/27/2023	11/27/2023	12/18/2023	150.00
			84496							
4193 - Associates in Behavioral Health Care ABC - DUI	8888	[REDACTED]	Paid by EFT #		10/03/2023	11/27/2023	11/27/2023	11/27/2023	12/18/2023	80.00
			84496							
4193 - Associates in Behavioral Health Care ABC - DUI	8874	[REDACTED]	Paid by EFT #		10/02/2023	11/28/2023	11/28/2023	11/27/2023	12/18/2023	200.00
			84496							
4193 - Associates in Behavioral Health Care ABC - DUI	8875	[REDACTED]	Paid by EFT #		10/02/2023	11/28/2023	11/28/2023	11/27/2023	12/18/2023	200.00
			84496							
8973 - Braden Counseling Center, P.C.	KC10032023-2	[REDACTED]	Paid by EFT #		10/03/2023	11/30/2023	11/30/2023	12/01/2023	12/18/2023	870.00
			84518							
8973 - Braden Counseling Center, P.C.	KC11152023-7	[REDACTED]	Paid by EFT #		11/15/2023	11/30/2023	11/30/2023	12/01/2023	12/18/2023	370.00
			84518							
8973 - Braden Counseling Center, P.C.	KC11152023-8	[REDACTED]	Paid by EFT #		11/15/2023	11/30/2023	11/30/2023	12/01/2023	12/18/2023	470.00
			84518							
8973 - Braden Counseling Center, P.C.	KC11172023	[REDACTED]	Paid by EFT #		11/17/2023	11/30/2023	11/30/2023	12/01/2023	12/18/2023	150.00
			84518							
8973 - Braden Counseling Center, P.C.	KC11172023-1 DD	[REDACTED]	Paid by EFT #		11/17/2023	11/30/2023	11/30/2023	12/01/2023	12/18/2023	300.00
			84518							
8973 - Braden Counseling Center, P.C.	KC11172023-1 JM	[REDACTED]	Paid by EFT #		11/17/2023	11/30/2023	11/30/2023	12/01/2023	12/18/2023	610.00
			84518							
8973 - Braden Counseling Center, P.C.	KC11282023	[REDACTED]	Paid by EFT #		11/28/2023	11/30/2023	11/30/2023	12/01/2023	12/18/2023	530.00
			84518							
8973 - Braden Counseling Center, P.C.	KC11282023-1	[REDACTED]	Paid by EFT #		11/28/2023	11/30/2023	11/30/2023	12/01/2023	12/18/2023	50.00
			84518							



Judiciary & Public Safety A/P by GL Distribution

Payment Date Range 12/01/23 - 12/31/23

Vendor	Invoice No.	Invoice Description	Status	Held Reason	Invoice Date	Due Date	G/L Date	Received Date	Payment Date	Invoice Amount
Fund 270 - Probation Services										
Department 430 - Court Services										
Sub-Department 460 - Probation Services										
Account 50200 - Psychological/Psychiatric Svcs										
8973 - Braden Counseling Center, P.C.	KC11282023-10	[REDACTED]	Paid by EFT #		11/28/2023	11/30/2023	11/30/2023	12/01/2023	12/18/2023	400.00
			84518							
8973 - Braden Counseling Center, P.C.	KC11282023-2	[REDACTED]	Paid by EFT #		11/28/2023	11/30/2023	11/30/2023	12/01/2023	12/18/2023	100.00
			84518							
8973 - Braden Counseling Center, P.C.	KC11282023-3	[REDACTED]	Paid by EFT #		11/28/2023	11/30/2023	11/30/2023	12/01/2023	12/18/2023	120.00
			84518							
8973 - Braden Counseling Center, P.C.	KC11282023-5	[REDACTED]	Paid by EFT #		11/28/2023	11/30/2023	11/30/2023	12/01/2023	12/18/2023	480.00
			84518							
8973 - Braden Counseling Center, P.C.	KC11282023-6	[REDACTED]	Paid by EFT #		11/28/2023	11/30/2023	11/30/2023	12/01/2023	12/18/2023	640.00
			84518							
8973 - Braden Counseling Center, P.C.	KC11282023-7	[REDACTED]	Paid by EFT #		11/28/2023	11/30/2023	11/30/2023	12/01/2023	12/18/2023	130.00
			84518							
8973 - Braden Counseling Center, P.C.	KC11282023-8	[REDACTED]	Paid by EFT #		11/28/2023	11/30/2023	11/30/2023	12/01/2023	12/18/2023	530.00
			84518							
8973 - Braden Counseling Center, P.C.	KC11152023	[REDACTED]	Paid by EFT #		11/15/2023	12/07/2023	11/30/2023	12/01/2023	12/18/2023	85.00
			84518							
8973 - Braden Counseling Center, P.C.	KC11152023-1	[REDACTED]	Paid by EFT #		11/15/2023	12/07/2023	11/30/2023	12/01/2023	12/18/2023	85.00
			84518							
8973 - Braden Counseling Center, P.C.	KC11152023-3	[REDACTED]	Paid by EFT #		11/15/2023	12/07/2023	11/30/2023	12/01/2023	12/18/2023	85.00
			84518							
8973 - Braden Counseling Center, P.C.	KC11152023-4	[REDACTED]	Paid by EFT #		11/15/2023	12/07/2023	11/30/2023	12/01/2023	12/18/2023	85.00
			84518							
8973 - Braden Counseling Center, P.C.	KC11152023-8b	[REDACTED]	Paid by EFT #		11/15/2023	12/07/2023	11/30/2023	12/01/2023	12/18/2023	85.00
			84518							
8973 - Braden Counseling Center, P.C.	KC11282023-11	[REDACTED]	Paid by EFT #		11/28/2023	12/07/2023	11/30/2023	12/01/2023	12/18/2023	85.00
			84518							
8973 - Braden Counseling Center, P.C.	KC11282023-12	[REDACTED]	Paid by EFT #		11/28/2023	12/07/2023	11/30/2023	12/01/2023	12/18/2023	85.00
			84518							
							Account 50200 - Psychological/Psychiatric Svcs Totals		Invoice Transactions 104	<u>\$28,941.30</u>
Account 50410 - Polygraph Testing										
11366 - Eagle Eye Polygraph, LLC	1188	11/16/2023 SEXUAL POLYGRAPH	Paid by EFT #		11/17/2023	11/28/2023	11/28/2023	11/17/2023	12/18/2023	300.00
			84585							
							Account 50410 - Polygraph Testing Totals		Invoice Transactions 1	<u>\$300.00</u>
Account 53100 - Conferences and Meetings										
4526 - Fifth Third Bank	0802-ES-10/23	CS OCT23 PCARD E SAYLOR	Paid by EFT #		11/06/2023	11/17/2023	11/17/2023	11/17/2023	12/04/2023	3,834.85
			84268							
							Account 53100 - Conferences and Meetings Totals		Invoice Transactions 1	<u>\$3,834.85</u>



Judiciary & Public Safety A/P by GL Distribution

Payment Date Range 12/01/23 - 12/31/23

Vendor	Invoice No.	Invoice Description	Status	Held Reason	Invoice Date	Due Date	G/L Date	Received Date	Payment Date	Invoice Amount	
Fund 270 - Probation Services											
Department 430 - Court Services											
Sub-Department 460 - Probation Services											
Account 60520 - Incentives											
4526 - Fifth Third Bank	1363-LH-10/23	CS OCTOBER STATEMENT VENTRA GROUP SALES	Paid by EFT # 84268		11/06/2023	11/16/2023	11/16/2023	11/16/2023	12/04/2023	1,200.00	
									Account 60520 - Incentives Totals	Invoice Transactions 1	<u>\$1,200.00</u>
Account 60540 - Testing Materials											
1595 - Abel Screening Inc	2240916	CLIENT #806888	Paid by EFT # 84475		10/04/2023	11/28/2023	11/28/2023	11/28/2023	12/18/2023	79.00	
1595 - Abel Screening Inc	2240917	CLIENT #806889	Paid by EFT # 84475		10/27/2023	11/28/2023	11/28/2023	11/28/2023	12/18/2023	79.00	
1595 - Abel Screening Inc	2240918	CLIENT #806890	Paid by EFT # 84475		10/31/2023	11/28/2023	11/28/2023	11/28/2023	12/18/2023	79.00	
									Account 60540 - Testing Materials Totals	Invoice Transactions 3	<u>\$237.00</u>
									Sub-Department 460 - Probation Services Totals	Invoice Transactions 122	<u>\$59,160.19</u>
									Department 430 - Court Services Totals	Invoice Transactions 122	<u>\$59,160.19</u>
									Fund 270 - Probation Services Totals	Invoice Transactions 122	<u>\$59,160.19</u>
Fund 271 - Substance Abuse Screening											
Department 430 - Court Services											
Sub-Department 461 - Substance Abuse Screening											
Account 50500 - Lab Services											
1062 - Redwood Toxicology Inc.	009026202310	009026 AURORA OCT23 LABS	Paid by EFT # 84378		10/31/2023	11/16/2023	11/16/2023	11/16/2023	12/04/2023	1,411.60	
1062 - Redwood Toxicology Inc.	009027202310	009027 ELGIN OCT23 LABS	Paid by EFT # 84378		10/31/2023	11/16/2023	11/16/2023	11/16/2023	12/04/2023	2,300.80	
1062 - Redwood Toxicology Inc.	009028202310	009028 ST CHARLES OCT23 LABS	Paid by EFT # 84378		10/31/2023	11/16/2023	11/16/2023	11/16/2023	12/04/2023	864.20	
1062 - Redwood Toxicology Inc.	101028202310	101028 DEFERRED PROSECUTION PRGM OCT23 LABS	Paid by EFT # 84378		10/31/2023	11/16/2023	11/16/2023	11/16/2023	12/04/2023	149.65	
									Account 50500 - Lab Services Totals	Invoice Transactions 4	<u>\$4,726.25</u>
Account 60250 - Medical Supplies and Drugs											
1062 - Redwood Toxicology Inc.	812930	9026 AURORA QUANTISAL SALIVA COLLECTION	Paid by EFT # 84752		11/29/2023	12/07/2023	11/30/2023	12/07/2023	12/18/2023	120.00	
									Account 60250 - Medical Supplies and Drugs Totals	Invoice Transactions 1	<u>\$120.00</u>
									Sub-Department 461 - Substance Abuse Screening Totals	Invoice Transactions 5	<u>\$4,846.25</u>
									Department 430 - Court Services Totals	Invoice Transactions 5	<u>\$4,846.25</u>
									Fund 271 - Substance Abuse Screening Totals	Invoice Transactions 5	<u>\$4,846.25</u>



Judiciary & Public Safety A/P by GL Distribution

Payment Date Range 12/01/23 - 12/31/23

Vendor	Invoice No.	Invoice Description	Status	Held Reason	Invoice Date	Due Date	G/L Date	Received Date	Payment Date	Invoice Amount	
Fund 273 - Drug Court Special Resources											
Department 430 - Court Services											
Sub-Department 464 - Adult Drug Court Spec Resources											
Account 50150 - Contractual/Consulting Services											
1117 - Gateway Foundation	12062023 NOV23	DRC NOV23 SVCS AURORA KCDC FS 605	Paid by Check # 382989		12/06/2023	12/07/2023	11/30/2023	12/07/2023	12/18/2023	1,670.00	
								Account 50150 - Contractual/Consulting Services Totals		Invoice Transactions 1	<u>1,670.00</u>
Account 50200 - Psychological/Psychiatric Svcs											
2175 - Healthcare Alternative Systems, Inc.	194313 LQL	[REDACTED]	Paid by Check # 382992		12/04/2023	12/07/2023	11/30/2023	12/07/2023	12/18/2023	78.00	
								Account 50200 - Psychological/Psychiatric Svcs Totals		Invoice Transactions 1	<u>78.00</u>
Account 50500 - Lab Services											
4526 - Fifth Third Bank	0802-ES-10/23	CS OCT23 PCARD E SAYLOR	Paid by EFT # 84268		11/06/2023	11/17/2023	11/17/2023	11/17/2023	12/04/2023	2,620.42	
1062 - Redwood Toxicology Inc.	020211202310	020211 ADCR OCT23 LABS	Paid by EFT # 84378		10/31/2023	11/16/2023	11/16/2023	11/16/2023	12/04/2023	7,179.35	
								Account 50500 - Lab Services Totals		Invoice Transactions 2	<u>\$9,799.77</u>
Account 50630 - Halfway House											
13811 - James MacDonald Ministries, Inc.	IB09272023-2a	DRC BJA 09/27-10/11/2023 HALFWAY HOUSE	Paid by EFT # 84307		11/16/2023	11/17/2023	11/17/2023	11/17/2023	12/04/2023	340.00	
8022 - Serenity House Counseling Services, Inc.	1167	DRC 11/06-11/19/2023 HALFWAY HOUSE	Paid by EFT # 84398		11/20/2023	11/22/2023	11/22/2023	11/22/2023	12/04/2023	340.00	
8022 - Serenity House Counseling Services, Inc.	1165	DRC 10/14-10/27/23 HALFWAY HOUSE	Paid by EFT # 84773		11/22/2023	11/27/2023	11/27/2023		12/18/2023	330.00	
8022 - Serenity House Counseling Services, Inc.	1169	DRC 11/14-11/28/23 HALFWAY HOUSE	Paid by EFT # 84773		11/27/2023	11/27/2023	11/27/2023	11/27/2023	12/18/2023	340.00	
8022 - Serenity House Counseling Services, Inc.	1170	DRC 11/06-11/20/23 HALFWAY HOUSE	Paid by EFT # 84773		11/27/2023	11/27/2023	11/27/2023	11/27/2023	12/18/2023	340.00	
8022 - Serenity House Counseling Services, Inc.	1173	DRC 11/15-11/28/23, 11/16-11/29/23 HALFWAY HOUSE	Paid by EFT # 84773		11/29/2023	12/01/2023	11/30/2023	12/01/2023	12/18/2023	680.00	
								Account 50630 - Halfway House Totals		Invoice Transactions 6	<u>\$2,370.00</u>
Account 50640 - Residential Treatment											
1117 - Gateway Foundation	12062023 DRC	DRC 11/01-11/08/2023 RESIDENTIAL PLACEMENT	Paid by Check # 382988		12/06/2023	12/07/2023	11/30/2023	12/07/2023	12/18/2023	3,168.00	
								Account 50640 - Residential Treatment Totals		Invoice Transactions 1	<u>\$3,168.00</u>
Account 53100 - Conferences and Meetings											
4526 - Fifth Third Bank	0802-ES-10/23	CS OCT23 PCARD E SAYLOR	Paid by EFT # 84268		11/06/2023	11/17/2023	11/17/2023	11/17/2023	12/04/2023	2,792.64	
13245 - Quincy Owens	111623	IPCSA CONFERENCE 10/17-10/20/2023 MEALS PER DIEM	Paid by EFT # 84354		11/16/2023	11/16/2023	11/16/2023	11/16/2023	12/04/2023	98.00	
								Account 53100 - Conferences and Meetings Totals		Invoice Transactions 2	<u>\$2,890.64</u>



Judiciary & Public Safety A/P by GL Distribution

Payment Date Range 12/01/23 - 12/31/23

Vendor	Invoice No.	Invoice Description	Status	Held Reason	Invoice Date	Due Date	G/L Date	Received Date	Payment Date	Invoice Amount		
Fund 273 - Drug Court Special Resources												
Department 430 - Court Services												
Sub-Department 464 - Adult Drug Court Spec Resources												
Account 60010 - Operating Supplies												
4526 - Fifth Third Bank	0802-ES-10/23	CS OCT23 PCARD E SAYLOR	Paid by EFT # 84268		11/06/2023	11/17/2023	11/17/2023	11/17/2023	12/04/2023	45.72		
									Account 60010 - Operating Supplies Totals	Invoice Transactions 1	<u>45.72</u>	
Account 60450 - Drug Court Graduation Supplies												
4526 - Fifth Third Bank	0802-ES-10/23	CS OCT23 PCARD E SAYLOR	Paid by EFT # 84268		11/06/2023	11/17/2023	11/17/2023	11/17/2023	12/04/2023	206.40		
									Account 60450 - Drug Court Graduation Supplies Totals	Invoice Transactions 1	<u>206.40</u>	
Account 60530 - Sanction Incentives												
4526 - Fifth Third Bank	0802-ES-10/23	CS OCT23 PCARD E SAYLOR	Paid by EFT # 84268		11/06/2023	11/17/2023	11/17/2023	11/17/2023	12/04/2023	494.44		
4369 - Michael Roman	112023	DRC PARTICIPANT INCENTIVE	Paid by Check # 382895		11/20/2023	11/22/2023	11/22/2023	11/22/2023	12/04/2023	73.75		
9347 - Chicago Transit Authority	12082023 DRC	11/27/23 DRC PACE 30 -DAY PASSES	Paid by Check # 382939		12/08/2023	12/08/2023	11/30/2023	12/08/2023	12/18/2023	1,860.00		
									Account 60530 - Sanction Incentives Totals	Invoice Transactions 3	<u>\$2,428.19</u>	
Account 63040 - Fuel- Vehicles												
13021 - WEX BANK	93666362	710909-3 NOV23 FUEL CHGS	Paid by EFT # 84858		11/30/2023	12/01/2023	11/30/2023	12/01/2023	12/18/2023	74.00		
									Account 63040 - Fuel- Vehicles Totals	Invoice Transactions 1	<u>\$74.00</u>	
										Sub-Department 464 - Adult Drug Court Spec Resources Totals	Invoice Transactions 19	<u>\$22,730.72</u>
										Department 430 - Court Services Totals	Invoice Transactions 19	<u>\$22,730.72</u>
										Fund 273 - Drug Court Special Resources Totals	Invoice Transactions 19	<u>\$22,730.72</u>
Fund 289 - Coroner Administration												
Department 490 - Coroner												
Sub-Department 491 - Coroner Administration												
Account 53130 - General Association Dues												
3219 - Kane County Fire Chiefs Assn.	KCFC-2024-1	Membership dues	Paid by Check # 383011		12/07/2023	12/08/2023	12/07/2023		12/18/2023	40.00		
3219 - Kane County Fire Chiefs Assn.	KCFC-2024-2	Membership dues	Paid by Check # 383011		12/07/2023	12/08/2023	12/07/2023		12/18/2023	40.00		
1354 - North East Multi-Regional Training Inc	340248	Membership dues	Paid by Check # 383032		11/20/2023	12/08/2023	12/07/2023		12/18/2023	950.00		
									Account 53130 - General Association Dues Totals	Invoice Transactions 3	<u>\$1,030.00</u>	



Judiciary & Public Safety A/P by GL Distribution

Payment Date Range 12/01/23 - 12/31/23

Vendor	Invoice No.	Invoice Description	Status	Held Reason	Invoice Date	Due Date	G/L Date	Received Date	Payment Date	Invoice Amount
Fund 289 - Coroner Administration										
Department 490 - Coroner										
Sub-Department 491 - Coroner Administration										
Account 55000 - Miscellaneous Contractual Exp										
11521 - 10-41 Incorporated	06.11.2023-01	chaplain services	Paid by EFT # 84468		11/06/2023	12/08/2023	12/07/2023		12/18/2023	2,000.00
								Account 55000 - Miscellaneous Contractual Exp Totals	Invoice Transactions 1	<u>\$2,000.00</u>
Account 60000 - Office Supplies										
4526 - Fifth Third Bank	0268-LC-10/23	October 2023 Statement	Paid by EFT # 84268		11/06/2023	11/22/2023	11/20/2023		12/04/2023	237.52
								Account 60000 - Office Supplies Totals	Invoice Transactions 1	<u>\$237.52</u>
Account 60010 - Operating Supplies										
4526 - Fifth Third Bank	0268-LC-10/23	October 2023 Statement	Paid by EFT # 84268		11/06/2023	11/22/2023	11/20/2023		12/04/2023	40.00
10569 - Southland Medical, LLC	INV109196	morgue supplies	Paid by EFT # 84779		12/06/2023	12/08/2023	12/07/2023		12/18/2023	592.97
12266 - TIAA Commercial Finance Inc	9771127	Copier Lease	Paid by Check # 383058		11/08/2023	11/28/2023	11/30/2023		12/18/2023	217.00
								Account 60010 - Operating Supplies Totals	Invoice Transactions 3	<u>\$849.97</u>
								Sub-Department 491 - Coroner Administration Totals	Invoice Transactions 8	<u>\$4,117.49</u>
								Department 490 - Coroner Totals	Invoice Transactions 8	<u>\$4,117.49</u>
								Fund 289 - Coroner Administration Totals	Invoice Transactions 8	<u>\$4,117.49</u>
Fund 490 - Kane County Law Enforcement										
Department 300 - State's Attorney										
Sub-Department 334 - KC Law Enforcement										
Account 50150 - Contractual/Consulting Services										
11187 - Scott A. Hagemann	2023-07	Phlebotomist	Paid by EFT # 84283		10/03/2023	11/16/2023	11/16/2023		12/04/2023	340.00
11187 - Scott A. Hagemann	2023-09	Phlebotomist	Paid by EFT # 84283		11/17/2023	11/27/2023	11/27/2023		12/04/2023	531.25
								Account 50150 - Contractual/Consulting Services Totals	Invoice Transactions 2	<u>\$871.25</u>
								Sub-Department 334 - KC Law Enforcement Totals	Invoice Transactions 2	<u>\$871.25</u>
								Department 300 - State's Attorney Totals	Invoice Transactions 2	<u>\$871.25</u>
								Fund 490 - Kane County Law Enforcement Totals	Invoice Transactions 2	<u>\$871.25</u>
								Grand Totals	Invoice Transactions 933	<u>\$1,065,203.67</u>

**Kane County Purchasing Card Information
Judiciary Safety Committee
December 2023 Statement**

CIRCUIT CLERK OFFICE

Transaction Date	Merchant Name	Additional Information	Transaction Amount
12/5/2023	SQ FLORABUNDALLC DBA	WASCO	\$100.00
12/8/2023	AMZN MKTP US C68LG6HW3	AMZN.COM/BILL	\$435.50
12/9/2023	AMZN MKTP US 570A29V83	AMZN.COM/BILL	\$42.40
12/9/2023	AMZN MKTP US 974670TW3	AMZN.COM/BILL	\$307.89
12/10/2023	AMZN MKTP US RB5QW5OW3	AMZN.COM/BILL	\$205.92
12/13/2023	IN TAYLOR BROTHERS DO	989-2935069	\$246.78
12/14/2023	AMZN MKTP US 7Z29N4OO3	AMZN.COM/BILL	\$10.79
12/15/2023	AMZN MKTP US V19XZ1NR3	AMZN.COM/BILL	\$37.97
12/17/2023	AMZN MKTP US FT1314JG3	AMZN.COM/BILL	\$78.50
12/20/2023	██████████	██████████	\$337.81
12/20/2023	██████████	██████████	\$337.81
12/21/2023	██████████	██████████	\$173.47
12/21/2023	██████████	██████████	\$173.47
Total:			\$2,488.31

CORONER'S OFFICE

Transaction Date	Merchant Name	Additional Information	Transaction Amount
12/4/2023	WAL-MART #5352	BATAVIA	\$66.80
12/5/2023	AMZN MKTP US DX4OA6K43	AMZN.COM/BILL	\$61.20
12/6/2023	AMZN MKTP US G225G1Z63	SEATTLE	\$81.96
12/6/2023	AMZN MKTP US SJ7511M43	AMZN.COM/BILL	\$69.61
12/7/2023	AMZN MKTP US LX7D282F3	AMZN.COM/BILL	\$34.49
12/7/2023	AMZN MKTP US UC3ET9GR3	AMZN.COM/BILL	\$259.36
12/8/2023	FULLY PROMOTED OF ST C	SAINT CHARLES	\$207.00
12/10/2023	AMAZON.COM RD7V15403	AMZN.COM/BILL	\$23.98
12/11/2023	AMZN MKTP US HO3B777H3	AMZN.COM/BILL	\$165.99
12/11/2023	EMBLEM ENTERPRISES INC	CHATSWORTH	\$833.79
12/11/2023	PIRATE SHIP POSTAGE	8444455854	\$15.76
12/15/2023	AMZN MKTP US 7O3J73243	AMZN.COM/BILL	\$6.89
12/15/2023	AMZN MKTP US 9S56Y0H23	AMZN.COM/BILL	\$80.85
12/15/2023	BVD BEENVERIFIED.COM	NEW YORK	\$9.95
12/17/2023	AMZN MKTP US 0D3LP3QZ3	AMZN.COM/BILL	\$140.96

**Kane County Purchasing Card Information
Judiciary Safety Committee
December 2023 Statement**

12/21/2023	IN GARAGE-STORE.COM	847-4288861	\$4,400.00
12/21/2023	SQ KANE COUNTY CHIEFS	BATAVIA	\$75.00
12/22/2023	AMZN MKTP US 9Z2BD2B53	AMZN.COM/BILL	\$679.00
12/26/2023	AMAZON.COM QT3WF9TK3	AMZN.COM/BILL	\$89.99
12/26/2023	AMZN MKTP US FB1J20C93	AMZN.COM/BILL	\$105.95
12/26/2023	CHICAGO TRIB SUBSCRIPT	CHICAGO	\$34.00
12/27/2023	AMZN MKTP US I55Q24SY3	AMZN.COM/BILL	\$43.98
12/27/2023	FOX VALLEY VOLKSWAGEN	ST CHARLES	\$82.89
12/28/2023	AMZN MKTP US RB9NG6N73	AMZN.COM/BILL	\$65.97
1/2/2024	TLO TRANSUNION	BOCA RATON	\$75.00
1/3/2024	AMZN MKTP US	AMZN.COM/BILL	(\$69.61)
1/3/2024	AMZN MKTP US RI0JR05A3	AMZN.COM/BILL	\$20.35

Total: \$7,661.11

COURT SERVICES ADMINISTRATION

Transaction Date	Merchant Name	Additional Information	Transaction Amount
12/4/2023	WM SUPERCENTER #5352	BATAVIA	\$243.17
12/5/2023	AMZN MKTP US	SEATTLE	(\$24.04)
12/5/2023	IL TOLLWAY-AUTOREPLENI	DOWNERS GROVE	\$20.00
12/5/2023	MEIJER # 182	ST CHARLES	\$6.59
12/6/2023	JEWEL OSCO 3331	ST CHARLES	\$85.42
12/6/2023	MEIJER # 182	ST CHARLES	\$250.00
12/6/2023	MEIJER # 182	ST CHARLES	\$60.00
12/6/2023	MEIJER # 182	ST CHARLES	\$250.00
12/6/2023	MEIJER # 182	ST CHARLES	\$52.64
12/6/2023	ROSATIS PIZZA - ST CH	SAINT CHARLES	\$859.00
12/7/2023	JUST KABOBS	SAINT CHARLES	\$218.95
12/9/2023	AMAZON.COM 3153H6CD3	AMZN.COM/BILL	\$30.55
12/9/2023	AMAZON.COM MF6893OZ3	AMZN.COM/BILL	\$18.59
12/12/2023	AMZN MKTP US 0H3WY16J3	AMZN.COM/BILL	\$17.98
12/12/2023	MEIJER # 182	ST CHARLES	\$60.47
12/12/2023	UBER TRIP	8005928996	\$14.92
12/12/2023	UBER TRIP	8005928996	\$15.17
12/12/2023	██████████	██████████	\$218.32
12/12/2023	██████████	██████████	\$218.32

**Kane County Purchasing Card Information
Judiciary Safety Committee
December 2023 Statement**

12/12/2023	██████████	██████████	\$20.00
12/12/2023	██████████	██████████	\$20.00
12/12/2023	██████████	██████████	\$14.00
12/12/2023	██████████	██████████	\$14.00
12/12/2023	VENTRA GROUP SALES WEB	CHICAGO	\$1,200.00
12/13/2023	AMZN MKTP US PU2XA7WM3	AMZN.COM/BILL	\$14.97
12/13/2023	APAMEMBERDUESSUBS	8003742721	\$360.00
12/14/2023	BRIGHTSIDE	NORTHBROOK	\$208.00
12/14/2023	MEIJER # 182	ST CHARLES	\$40.97
12/15/2023	██████████	██████████	\$264.48
12/16/2023	AMZN MKTP US DM1K43A63	AMZN.COM/BILL	\$223.36
12/16/2023	AMZN MKTP US LG11V1RE3	AMZN.COM/BILL	\$148.90
12/17/2023	AMZN MKTP US T70F47E63	SEATTLE	\$44.85
12/17/2023	DISNEY PLUS	8889057888	\$139.99
12/18/2023	AMZN MKTP US EI3RM8FA3	AMZN.COM/BILL	\$38.99
12/18/2023	MEIJER # 182	ST CHARLES	\$55.13
12/18/2023	WWW.AMAZON 112-417495	SEATTLE	\$286.67
12/19/2023	AMZN MKTP US 1B0K488U3	AMZN.COM/BILL	\$31.45
12/19/2023	AMZN MKTP US 3X1YM3GK3	AMZN.COM/BILL	\$58.47
12/19/2023	AMZN MKTP US 7L1C204W3	AMZN.COM/BILL	\$105.89
12/19/2023	PORTILLOS HOT DOGS#220	BATAVIA	(\$14.80)
12/20/2023	UBER TRIP	8005928996	\$26.91
12/21/2023	AMZN MKTP US NT27J4H83	AMZN.COM/BILL	\$155.99
12/21/2023	AMZN MKTP US TK2V03OU3	AMZN.COM/BILL	\$21.36
12/22/2023	ATSAONLINE INV-21207	PORTLAND	\$235.00
12/22/2023	EZTEXTINGCOM	SANTA MONICA	\$2,256.00
12/23/2023	AMZN MKTP US R77CT8TE3	AMZN.COM/BILL	\$189.95
12/23/2023	UBER TRIP	8005928996	\$60.93
12/24/2023	UBER TRIP	8005928996	\$29.15
12/27/2023	NETFLIX.COM	NETFLIX.COM	\$22.99
12/27/2023	SP MAKE GREAT LIGHT	ANCHORAGE	\$88.34
12/28/2023	AMZN MKTP US OM8N73L13	AMZN.COM/BILL	\$79.99
12/29/2023	CANVA I04014-47013010	CAMDEN	\$119.99
12/29/2023	UBER TRIP	8005928996	\$44.59

**Kane County Purchasing Card Information
Judiciary Safety Committee
December 2023 Statement**

12/30/2023	AMZN MKTP US IT0770B13	AMZN.COM/BILL	\$42.00
1/2/2024	ROSATIS PIZZA - ST CH	SAINT CHARLES	\$95.00
1/3/2024	ENVATO	61383766284	\$198.00
1/3/2024	UBER TRIP	8005928996	\$34.73
Total:			\$9,592.29

EMERGENCY MANAGEMENT

Transaction Date	Merchant Name	Additional Information	Transaction Amount
12/11/2023	IESMA	URBANA	\$94.00
12/21/2023	PRESIDENTS VOL SRV AWA	ATLANTA	\$365.56
Total:			\$459.56

KANECOMM E911

Transaction Date	Merchant Name	Additional Information	Transaction Amount
12/5/2023	APCO INTERNATIONAL INC	386-944-2422	\$104.00
12/5/2023	NENA	ALEXANDRIA	\$147.00
12/6/2023	AMZN MKTP US N784B9JO3	AMZN.COM/BILL	\$184.49
12/6/2023	FS TYPINGMASTER	SANTA BARBARA	\$49.00
12/10/2023	AMZN MKTP US VO9Z96VC3	AMZN.COM/BILL	\$69.99
12/18/2023	AMZN MKTP US A43Y642R3	AMZN.COM/BILL	\$37.52
12/18/2023	COMCAST CHICAGO	800-COMCAST	\$17.91
12/21/2023	PAYPAL YOURKUSTOMK	4029357733	\$570.00
Total:			\$1,179.91

PUBLIC DEFENDER

Transaction Date	Merchant Name	Additional Information	Transaction Amount
12/18/2023	MIDWEST MEDICAL RECORD	SCHAUMBURG	\$6.50
12/28/2023	ZOOM.US 888-799-9666	SAN JOSE	\$15.99
Total:			\$22.49

SHERIFF'S OFFICE

Transaction Date	Merchant Name	Additional Information	Transaction Amount
12/2/2023	OFFICEMAX/DEPOT 6444	BATAVIA	\$69.44
12/4/2023	AMZN MKTP US 7W44F8BN3	AMZN.COM/BILL	\$109.98
12/5/2023	AMAZON.COM DA5UH5XU3	SEATTLE	\$147.80
12/5/2023	AMZN MKTP US 3L9YB9K03	AMZN.COM/BILL	\$22.88
12/5/2023	AMZN MKTP US QN47807V3	SEATTLE	\$33.78
12/5/2023	██████████	██████████	\$155.47

**Kane County Purchasing Card Information
Judiciary Safety Committee
December 2023 Statement**

12/5/2023			\$155.47
12/5/2023	IDI	BOCA RATON	\$66.75
12/5/2023	NATIONAL EMBLEM	LONG BEACH	\$148.53
12/5/2023	PILOT 495	BROOKLYN	\$8.00
12/5/2023	TFS FISHERSCI ECOM CHI	800-766-7000	\$948.93
12/5/2023	TFS FISHERSCI ECOM CHI	800-766-7000	\$610.61
12/6/2023	AMZN MKTP US JM2JC3DX3	SEATTLE	\$23.53
12/6/2023	AMZN MKTP US QA2K95963	AMZN.COM/BILL	\$62.50
12/6/2023			\$114.30
12/6/2023	IACP	ALEXANDRIA	\$190.00
12/6/2023	MENARDS YORKVILLE IL	YORKVILLE	\$170.98
12/6/2023	SIGMA ALDRICH US	ST LOUIS	\$64.38
12/6/2023	TFS FISHERSCI ECOM CHI	800-766-7000	\$20.90
12/7/2023	AMAZON.COM Y59DS3KW3	AMZN.COM/BILL	\$59.99
12/7/2023	AMZN MKTP US CC8BE9083	AMZN.COM/BILL	\$45.11
12/7/2023	AMZN MKTP US WB7BT4PU3	AMZN.COM/BILL	\$105.20
12/8/2023	PINSTRIPES - 4 OAK BRO	OAK BROOK	\$65.36
12/8/2023	TRACTOR SUPPLY #2599	ST. CHARLES	\$101.23
12/9/2023	EVENTBRITE.COM ORG FEE	SAN FRANCISCO	\$29.00
12/10/2023	MEIJER # 182	ST CHARLES	\$22.35
12/10/2023	VOLUNTEER APPLICATION	HOUSTON	\$6,434.00
12/11/2023	AMZN MKTP US J77LK3SX3	AMZN.COM/BILL	\$39.55
12/11/2023	OFFICEMAX/DEPOT 6444	BATAVIA	\$289.66
12/11/2023	PARTNERS AND PAWS VETE	LISLE	\$246.30
12/11/2023	PARTNERS AND PAWS VETE	LISLE	\$150.11
12/11/2023	SAFETY RESTRAINT CHAIR	OMAHA	\$152.50
12/12/2023	NU CPS REGISTRATION	EVANSTON	\$1,095.00
12/13/2023	BATTERIES+BULBS #0280	ELGIN	\$169.25
12/13/2023	ELBURN CAR WASH	ELBURN	\$13.00
12/13/2023			\$161.59
12/13/2023	HAMPTON INN HOTELS	CHARLESTON	\$161.59
12/13/2023	RECON ROBOTICS	952-9355515	\$2,630.00
12/13/2023	TFS FISHERSCI ECOM CHI	800-766-7000	\$75.60
12/13/2023	WENDY'S 00338	LEBANON	\$14.34

**Kane County Purchasing Card Information
Judiciary Safety Committee
December 2023 Statement**

12/14/2023	PAYPAL ILLINOISLAW	4029357733	\$350.00
12/15/2023	AMZN MKTP US TD90Q0CW3	AMZN.COM/BILL	\$1,983.79
12/15/2023	RECONYX	HOLMEN	\$5.00
12/16/2023	AMZN MKTP US KV31W2JL3	AMZN.COM/BILL	\$123.28
12/16/2023	HOMEGOODS #297	GENEVA	\$6.47
12/16/2023	MICHAELS STORES 9821	GENEVA	\$42.97
12/16/2023	TARGET 00018960	SOUTH ELGIN	\$45.91
12/17/2023	AMZN MKTP US V42295013	AMZN.COM/BILL	\$159.99
12/18/2023	BATTERIES+BULBS #0493	GENEVA	\$127.69
12/18/2023	E-COLLAR TECHNOLOGIES	855-3265527	\$375.00
12/18/2023	ILSOS INT VEH RENEWAL	8667566041	\$154.40
12/18/2023	ILSOS INT VEH RENEWAL	8667566041	\$154.40
12/18/2023	OFFICEMAX/DEPOT 6444	BATAVIA	\$191.53
12/19/2023	AMZN MKTP US 952663ZX3	AMZN.COM/BILL	\$49.06
12/19/2023	SQ PRECISION EXPLOSIV	GOSQ.COM	\$1,672.00
12/20/2023	AAFS AAFS 76TH ANNUAL	COLORADO SPRI	\$1,158.75
12/20/2023	██████████	██████████	\$233.92
12/20/2023	██████████	██████████	\$233.92
12/21/2023	76 - PANJABI CORP	SEATAC	\$60.73
12/21/2023	ALASKA AIRLINES INC.	SEATTLE	\$300.00
12/21/2023	AMAZON.COM 7L64F9S73	SEATTLE	\$46.98
12/21/2023	AMZN MKTP US C74VL3G73	AMZN.COM/BILL	\$45.88
12/21/2023	AMZN MKTP US F124Q1SJ3	AMZN.COM/BILL	\$21.59
12/21/2023	AMZN MKTP US QH4O13UG3	AMZN.COM/BILL	\$27.09
12/21/2023	CASA KANE COUNTY	GENEVA	\$596.00
12/21/2023	GREYBEARD ACTUAL LLC	312-547-9019	\$600.00
12/21/2023	██████████	██████████	\$121.56
12/21/2023	ORDER BARCODES INC	312-6767644	\$105.50
12/21/2023	RESTEK	180-03561688	\$1,538.00
12/21/2023	SEATTLEAP CART/CHAIR/C	SEATTLE	\$8.00
12/21/2023	SEATTLEAP CART/CHAIR/C	SEATTLE	\$8.00
12/22/2023	AMAZON.COM 406M17K13	AMZN.COM/BILL	\$1,944.00
12/22/2023	AMAZON.COM UA6691B63	AMZN.COM/BILL	\$1,944.00
12/22/2023	AMZN MKTP US 573I04VW3	AMZN.COM/BILL	\$81.58

**Kane County Purchasing Card Information
Judiciary Safety Committee
December 2023 Statement**

12/22/2023	ENTERPRISE RENT-A-CAR	SEATAC	\$82.83
12/22/2023	FEDEX OFFIC36200036244	SAINT CHARLES	\$112.78
12/22/2023	██████████	██████████	\$150.00
12/22/2023	██████████	██████████	\$121.98
12/22/2023	██████████	██████████	\$121.98
12/23/2023	ADOBE ACROPRO SUBS	4085366000	\$21.24
12/23/2023	ADOBE STOCK	4085366000	\$29.99
12/23/2023	COMCAST CHICAGO	800-COMCAST	\$241.17
12/23/2023	PLANO RURAL KING	PLANO	\$37.98
12/24/2023	BUFFALO WILD WNGS 0129	GENEVA	\$119.13
12/25/2023	EIG CONSTANTCONTACT.CO	WALTHAM	\$76.00
12/26/2023	AMAZON.COM ID3JU4VR3	AMZN.COM/BILL	\$199.98
12/26/2023	AMZN MKTP US 3J8FV1JG3	AMZN.COM/BILL	\$292.19
12/26/2023	AMZN MKTP US CQ13F7S83	AMZN.COM/BILL	\$30.99
12/26/2023	LLRMI	PLAINFIELD	\$150.00
12/26/2023	ROSATIS PIZZA - ELGIN	ELGIN	\$202.68
12/26/2023	TST HEAD WEST SUB STO	SPRINGFIELD	\$28.40
12/27/2023	AAFS AAFS 76TH ANNUAL	COLORADO SPRI	\$1,158.75
12/27/2023	AMZN MKTP US R75G60OB3	AMZN.COM/BILL	\$35.99
12/27/2023	AMZN MKTP US UF2B76BG3	AMZN.COM/BILL	\$64.99
12/27/2023	NASW-ILLINOIS CHAPTER	SKOKIE	\$75.00
12/28/2023	AMZN MKTP US 0P36H9OU3	AMZN.COM/BILL	\$42.84
12/28/2023	AMZN MKTP US 4P3RB4CN3	AMZN.COM/BILL	\$556.89
12/28/2023	AMZN MKTP US H91712GE3	AMZN.COM/BILL	\$246.95
12/28/2023	ROTHENBUHLER ENGINEERI	360-856-0836	\$9,000.00
12/28/2023	ROTHENBUHLER ENGINEERI	360-856-0836	\$1,268.00
12/29/2023	AMZN MKTP US 8911R8GZ3	AMZN.COM/BILL	\$85.77
1/2/2024	TLO TRANSUNION	BOCA RATON	\$358.20
1/3/2024	ARBY'S #788	NEW FLORENCE	\$13.50
1/3/2024	I-CAR TRAINING	HOFFMAN ESTAT	\$550.00
1/4/2024	COMCAST CHICAGO	800-COMCAST	\$164.90

Total: \$45,343.05

**Kane County Purchasing Card Information
Judiciary Safety Committee
December 2023 Statement**

STATE'S ATTORNEY OFFICE			
Transaction Date	Merchant Name	Additional Information	Transaction Amount
12/6/2023	AMZN MKTP US GE2SC0CC3	AMZN.COM/BILL	\$119.80
12/7/2023	AMZN MKTP US MT8IU5HF3	AMZN.COM/BILL	\$587.75
12/7/2023	AMZN MKTP US R21LO63Q3	AMZN.COM/BILL	\$26.98
12/7/2023	AMZN MKTP US TJ8YF1RP1	AMZN.COM/BILL	\$24.58
12/7/2023	EVOICE SERVICES	866-761-8109	\$20.65
12/8/2023	AMAZON.COM QP8L30BJ3	SEATTLE	\$356.00
12/12/2023	UBER TRIP	8005928996	\$29.63
12/12/2023	UBER TRIP	8005928996	\$4.44
12/12/2023	UBER TRIP	8005928996	\$19.95
12/13/2023	AMAZON.COM X999T25N3	AMZN.COM/BILL	\$329.99
12/13/2023	SQ NOTARY PUBLIC ASSO	LAKE IN THE H	(\$1.27)
12/13/2023	SQ NOTARY PUBLIC ASSO	LAKE IN THE H	(\$1.27)
12/13/2023	SQ NOTARY PUBLIC ASSO	GOSQ.COM	\$25.12
12/13/2023	SQ NOTARY PUBLIC ASSO	GOSQ.COM	\$25.12
12/14/2023	UBER TRIP	8005928996	\$40.39
12/14/2023	UBER TRIP	8005928996	\$4.64
12/14/2023	UBER TRIP	8005928996	\$6.28
12/14/2023	UBER TRIP	8005928996	\$23.24
12/15/2023	██████████	██████████	\$292.12
12/15/2023	██████████	██████████	\$292.12
12/15/2023	IDEOA.ORG	SAN FRANCISCO	\$1,300.00
12/15/2023	LOWES #01738	SAINT CHARLES	\$1,148.00
12/15/2023	UBER TRIP	8005928996	\$13.75
12/15/2023	UBER TRIP	8005928996	\$59.49
12/15/2023	UBER TRIP	8005928996	\$1.00
12/15/2023	ZOOM.US 888-799-9666	SAN JOSE	\$15.99
12/16/2023	AMAZON.COM	AMZN.COM/BILL	(\$4.98)
12/16/2023	AMZN MKTP US	AMZN.COM/BILL	(\$36.29)
12/16/2023	██████████	██████████	\$166.88
12/16/2023	██████████	██████████	\$166.88
12/16/2023	██████████	██████████	\$122.08
12/16/2023	██████████	██████████	\$122.08

**Kane County Purchasing Card Information
Judiciary Safety Committee
December 2023 Statement**

12/16/2023	UBER TRIP	8005928996	\$36.91
12/16/2023	UBER TRIP HELP.UBER.C	SAN FRANCISCO	\$5.53
12/19/2023	SQ NOTARY PUBLIC ASSO	LAKE IN THE H	(\$1.27)
12/19/2023	SQ NOTARY PUBLIC ASSO	GOSQ.COM	\$25.12
12/20/2023	TST GIA MIA - GENEVA	GENEVA	\$100.00
12/21/2023	AGENT FEE 89008659755326	CRYSTAL LAKE	\$40.00
12/21/2023	██████████	██████████	\$317.79
12/28/2023	AMZN MKTP US JB19C1GF3	AMZN.COM/BILL	\$322.13
12/28/2023	HP HP.COM STORE	888-345-5409	\$437.71
1/2/2024	LOWES #01738	SAINT CHARLES	\$985.12
1/2/2024	LOWES #01738	SAINT CHARLES	(\$52.40)
1/2/2024	PRIMO WATER	TAMPA	\$159.57
1/2/2024	SQ NOTARY PUBLIC ASSO	GOSQ.COM	\$42.29
1/2/2024	SQ NOTARY PUBLIC ASSO	LAKE IN THE H	(\$2.54)
1/2/2024	UBER TRIP	8005928996	\$59.09
1/2/2024	UBER TRIP	8005928996	\$40.44
1/2/2024	UBER TRIP	8005928996	\$6.06
1/3/2024	LOWES #01738	SAINT CHARLES	(\$10.48)

Total: \$7,812.21
Total all: \$74,558.93

STATE OF ILLINOIS)

SS.

COUNTY OF KANE)

REPORT NO. TMP-24-1761

MONTHLY REPORT (ATTACHED)

KaneComm

**Kane County Emergency
Communications Center**



Kane County Government Center
719 Batavia Ave, Building C
Geneva, Illinois 60134
Phone: (630) 232-8400
Fax: (630) 208-2047

KaneComm Activities – December 2023

Staffing:

- Telecommunicator in Training Alex Tovar continues the training process answering all 9-1-1 and non-emergency phone calls, and dispatching for both fire and police.
- Telecommunicator in Training Cicalli Vivanco continues her training answering all emergency and non-emergency phone calls and dispatching fire calls for service. In December, she began dispatching for police. Training is about six to nine months and includes a classroom setting and hands-on application with their Certified Training Operators (CTO).
- Shift Manager Jessica Green continues her training on dayshift. She completed her emergency medical dispatch certification in December. Shift Manager Green joined KaneComm with eight years of experience as a telecommunicator and certified training operator.
- Part-Time Telecommunicator Destiny Nielsen continues her training process focusing on police dispatch. She is working a minimum of twenty hours a week and when released from training, will help with coverage on shifts.
- KaneComm continues to accept applications for full time Telecommunicator vacancies. Skills testing, interviews and psychological exams were completed. KaneComm Management continues the hiring process every month.

In the Communications Center:

- Director Guthrie is working with Tyler Technologies, IT and subscribing police agencies to implement Tyler Records Management (RMS). The project schedule is not available yet, but we hope to have it implemented by the end of this fiscal year.
- Operations Manager McMeen and Deputy Director Stoffa attended the Kane County Tyler User Group Meeting. The user group is focused on public safety software
- Deputy Director Stoffa and Director Guthrie attended the APCO Meeting in Plainfield. The meeting provided 9-1-1 updates and legislative discussion

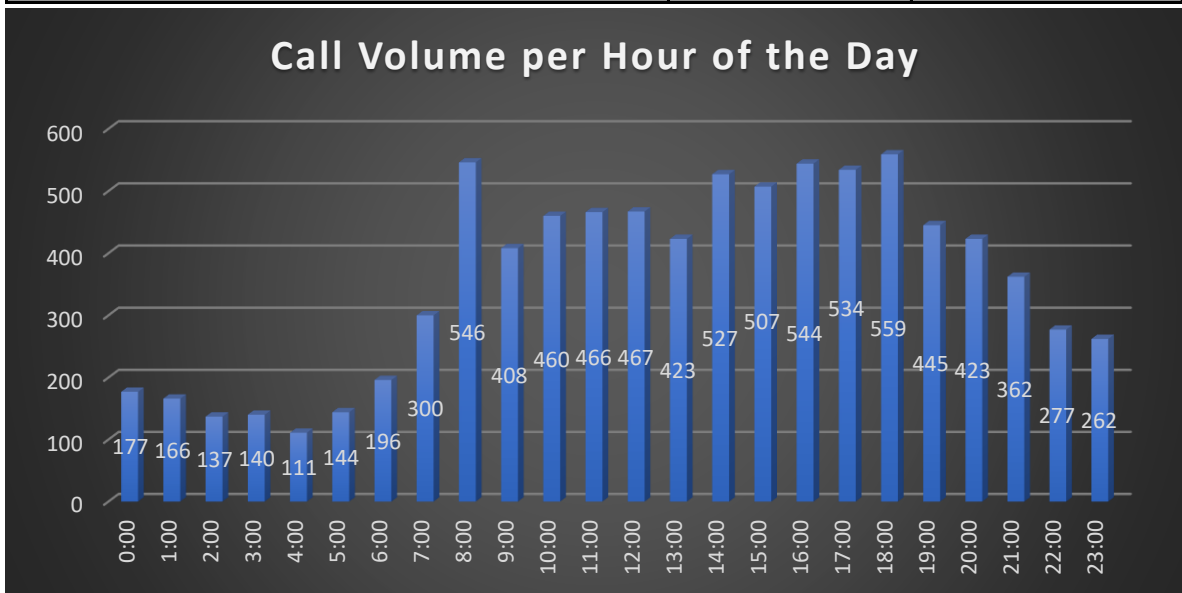
- Deputy Director Stoffa attended the Illinois APCO and Illinois NENA joint session to discuss 9-1-1 legislative changes.
- Deputy Director Stoffa and Director Guthrie attended the Southern Fox EMS System meeting.
- Director Guthrie is working with Tyler Technologies and subscribing fire agencies on an interface between our computer-aided dispatch system (CAD) and the fire records software.
- Operations Manager McMeen and Deputy Director Stoffa are working with Tyler Technologies and County IT to prepare for a server upgrade and computer-aided dispatch system (CAD) upgrade in March.

Technical Support:

- KaneComm is working with AT&T on the new ASEoD circuits to replace costly T1 phone lines at the radio towers.
- The Kane County Emergency Telephone Systems Board (ETSB) is working on a radio communications study with Mission Critical Partners (MCP). The study is focused on current radio system coverage, redundancy of the system, cost savings, and future plans.
- Radio Administrator Andy Baumann worked with Motorola on the requirements for Radio Management and Wi-Fi radio programming.

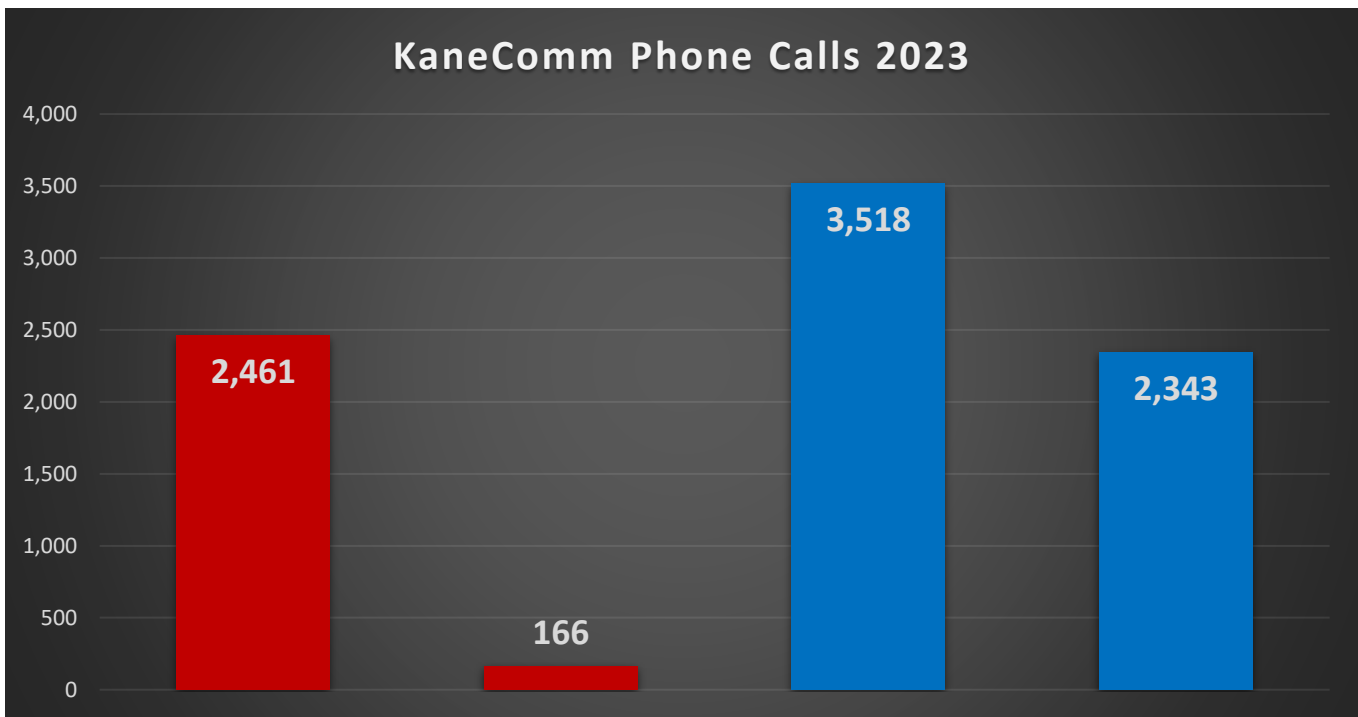
KaneComm December 2023 Report Call Activity Statistical Report

Subscribers - 15	December-23	December-22
Wayne Police	231	222
Kane County Sheriff	3056	3232
Hampshire Police	382	371
Pingree Grove Police	297	302
Maple Park Police	72	108
Gilberts Police	259	287
Kane County Forest Preserve Police	90	84
Campton Hills Police	161	192
Big Rock Fire	33	29
Burlington Fire	45	61
Hampshire Fire	151	141
Kaneville Fire	12	13
Maple Park Fire	29	38
Pingree Grove Fire	201	158
Fox River Fire	210	180
Sub-Total Fire and Police	5229	5418
Others-3	December-23	December-22
Kane County Court Services	476	540
Kane County Emergency Management	12	14
Kane County Sheriff's Civil Processing	1057	1132
Sub-Total County Offices	1545	1686
Total of Call Activity	6774	7104



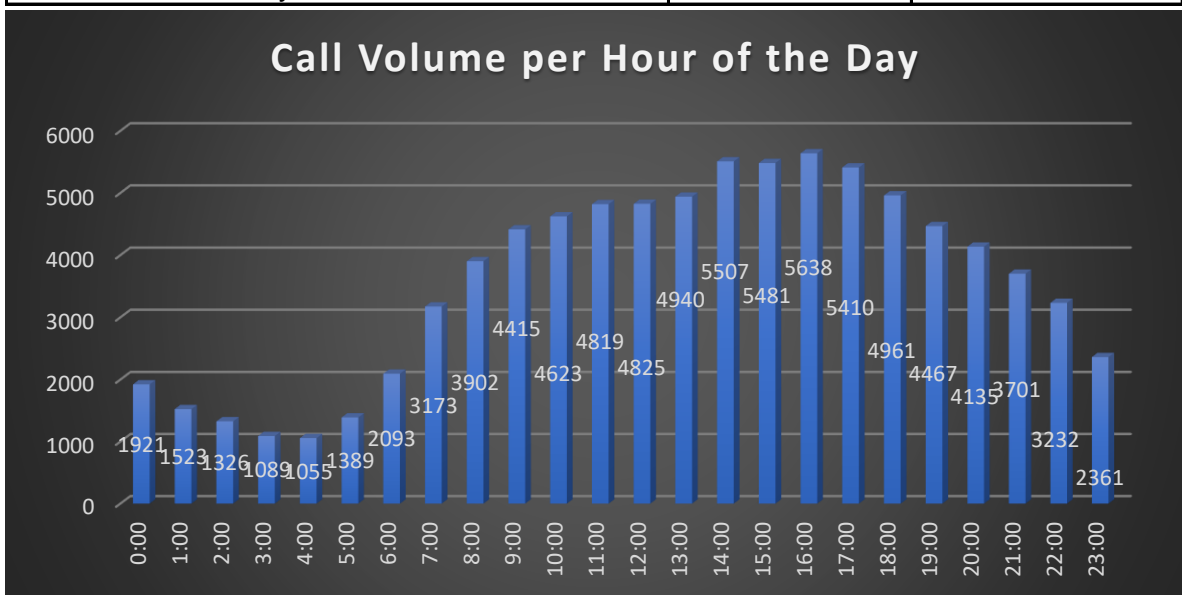
KaneComm December 2023 Phone Call Report

911 Calls	2023	2022
Inbound	2,461	2,889
Abandoned	166	282
Total 9-1-1	2,627	3,171
10-Digit Emergency		
Inbound	3,518	3,666
Abandoned	93	58
Outbound	2,343	2,549
Total	5,954	6,273
Total of Call Activity	8,581	9,444



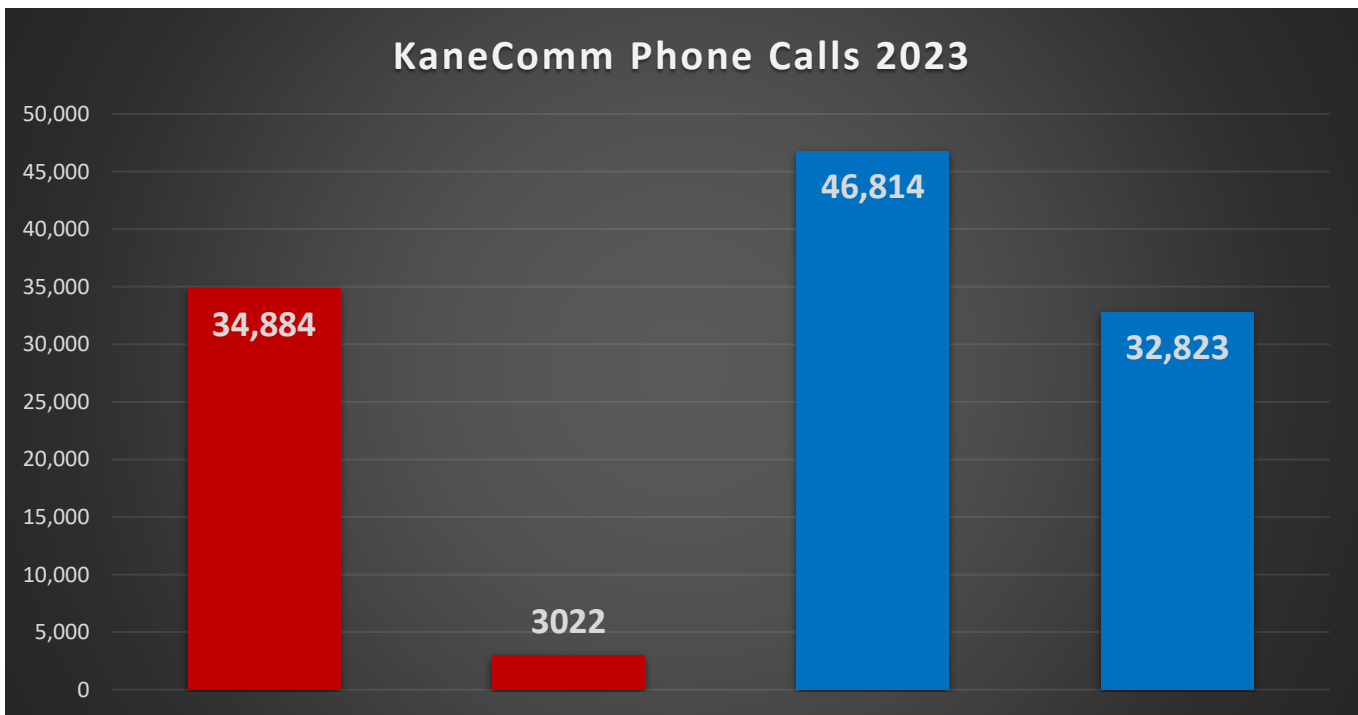
KaneComm 2023 Report Call Activity Statistical Report

Subscribers - 15	2023	2022
Wayne Police	2964	1985
Kane County Sheriff	34,583	32,910
Hampshire Police	5261	4877
Pingree Grove Police	5090	3458
Maple Park Police	1023	748
Gilberts Police	3395	3582
Kane County Forest Preserve Police	1609	1493
Campton Hills Police	2954	2625
Big Rock Fire	583	464
Burlington Fire	753	616
Hampshire Fire	1704	1627
Kaneville Fire	314	201
Maple Park Fire	481	431
Pingree Grove Fire	2141	1860
Fox River Fire	2202	2055
Sub-Total Fire and Police	65057	58932
Others-3	2023	2022
Kane County Court Services	6330	7150
Kane County Emergency Management	199	252
Kane County Sheriff's Civil Processing	11,675	10,492
Sub-Total County Offices	18204	17894
Total of Call Activity	83261	76826



KaneComm 2023 Phone Call Report

911 Calls	2023	2022
Inbound	34,884	34,710
Abandoned	3022	4122
Total 9-1-1	37,906	38,832
10-Digit Emergency		
Inbound	46,814	45,927
Abandoned	1,266	930
Outbound	32,823	32,077
Total	80,903	78,934
Total of Call Activity	118,809	117,766





RESOLUTION / ORDINANCE EXECUTIVE SUMMARY ADDENDUM

Title

Authorizing the Contract for the Plato Tower Rental Lease

Committee Flow:

Judicial Public Safety Committee, Finance and Budget Committee, Executive Committee, County Board

Contact:

Michelle Guthrie 630.232.5988

Budget Information:

Was this item budgeted? Yes	Appropriation Amount: \$29,172,96
If not budgeted, explain funding source: N/A	

Summary:

Renewing the Plato Radio Tower Lease agreement from 02-01-24 to 01-31-25

Twelve (12) months totaling \$29,172.96

Term = 1 year ending 01-31/25 with two 12-month extensions

Rent= \$2,431.08 per month and includes utility and use of the heated and cooled shelter for KaneComm radio equipment. The site is secure and is monitored.

LEASE AGREEMENT

This Lease Agreement made as of the 1st day of February 2024, *made between* I-355 & 143rd LLC, hereinafter called "Lessor," and Kane County Emergency Communications, 719 S. Batavia Ave, Geneva, Illinois 60134, hereinafter called "Lessee."

WITNESSETH:

Whereas Lessor has a communications tower located at Plato Center, Illinois, and found by geographic coordinates 42-01-12 -88-29-01, and

Whereas, Lessee is desirous of leasing several locations on the tower for the support of communications antennas and associated cabling of Lessee, therefore:

1. LOCATION

Lessor hereby leases to Lessee for the term at the rental rate and subject to the provisions hereinafter set forth.

The right to mount five communications antennas and their associated transmission lines at the present side-mounted locations and locate the existing equipment in the Lessor shelter at its current location at the base of the tower.

2. TERM

Lessee hereby leases the aforementioned space for twelve (12) calendar months, commencing on Feb 1, 2024, and ending on 1-30-2025, with 2 auto extensions, each 12-month auto terms.

3. RENTAL CHARGE

A. Rent for the Lessee's current use shall be \$2,431.08 per month, payable annually in the month of January or February. Each extended year rent payment shall be due and payable on or before the thirtieth day of January each year this Agreement is extended. The lessor will email invoices by January 30th. In the event that

the Lessee makes changes in the leased facilities, the Lessor shall have the right to adjust the rent to reflect those changes.

B. The Lessee shall be responsible for obtaining its own electrical power.

4. INSTALLATION AND EQUIPMENT

Lessee already has installed six (6) antennas and their associated transmission lines upon the Lessors tower, as shown in exhibit 1, and will utilize the Lessors building while obtaining their own power and standby generator with a fuel tank at the base of the tower. In the event that Lessee makes future installations or makes any changes to the present installations, the following requirements will be as follows:

A. Lessee shall install only the equipment that has been approved in writing by the Lessor, utilizing workers approved in advance by the Lessor and/or working under the direction of the Lessor.

B. Lessee shall be responsible at Lessee's sole expense for taking such steps as may be necessary to prevent or eliminate any interference or spurious radiation from Lessee's equipment that affects any other communications systems located on the leased premises. If such interference or spurious radiation is not reduced to acceptable levels to Lessor at Lessor's sole determination, Lessor shall elect by giving Lessee written notice to have Lessee immediately terminate operation until such operation becomes satisfactory to Lessor. If Lessee fails to cease operation within 24 hours of such written notification, Lessor may disconnect Lessee's equipment and at Lessor's option this lease may be terminated. Notwithstanding anything contained herein, in the event Lessor elects to have Lessee terminate operation as specified in this paragraph and Lessee is unable to rectify such interference or spurious radiation after taking reasonable action, Lessee shall be allowed to terminate this Lease upon thirty (30) days written notice to Lessor to so terminate. In the event of a termination by Lessee, all payments due hereunder shall cease upon effect date of said termination.

C. Prior to any additions or changes, Lessee shall, at Lessee's expense, provide to Lessor a frequency harmonic and intermodulation study to prove that the proposed frequency usage will not cause interference to other installations on the tower. Lessee shall provide Lessor with a copy of the frequency coordination and FCC license.

D. The following specifications regarding installation shall be enforced:

1. All equipment must be housed inside the existing building provided by the Lessee in the location specified by the Lessor. The generator and propane tank will remain in their present locations.

2 Lessee will be given a set of keys to unlock the security fence for maintenance purposes.

5. INSURANCE

A. WORKMAN'S COMPENSATION INSURANCE: The Lessee shall obtain proof from any contractor or subcontractor or any parties Lessee has authorized to work or provide services on the Lessor's premises that the following insurance is in effect before commencing any installation and/or maintenance work on the premises or the tower: Certificate of Insurance covering Workman's Compensation Insurance from an insurance company acceptable to the Lessor, and said insurance shall provide for the payment of compensation in accordance with the laws of the State of Illinois for all workers employed, and employees of the Lessee and its contractors, subcontractors and agents, and further insuring the Lessor against any and all liabilities for personal injury or death of such workers or employees. The Lessee shall provide the Lessor with such Certificate of Insurance before the commencement of any installation and/or maintenance provided for in this lease.

8. Lessee shall obtain Comprehensive Liability and Property Damage Insurance from an insurance company approved by the Lessor covering all its operations and activities on or in connection with the leased premises with a single limit of not less than One Million Dollars (\$1,000,000.00) and shall name Lessor as an additional insured. The lessee shall provide the Lessee with a copy of a Certificate of Insurance stating that such coverage shall not be canceled or changed until the Lessee is given thirty (30) days' notice in writing. Said insurance shall be carried throughout the term of this contract. A Certificate of Insurance for Comprehensive Liability and Property Damage Insurance in the above amounts shall also be provided to the Lessor by any of the Lessee's contractors and subcontractors.

C. Lessor will accept Kane County documents providing evidence of being self-insured for any of the above insurance requirements. These documents and all Certificates of Insurance from Lessee's contractors and subcontractors shall be attached to the signed copy of this contract.

6. HOLD HARMLESS CLAUSE

The Lessee hereby assumes all risk of any responsibility for, and agrees to indemnify and hold harmless the Lessor, from and against any and all claims, demands, suits, actions, recoveries judgments, and costs and expenses in connection therewith, made brought or obtained on account of the injury or loss of life, or damage to property of any person or persons whomsoever, whether such person or persons be the Lessor, its agents or employees or the Lessee, its agents or employees, any contractor, subcontractor employed by the Lessee, their agents or employees, or any third person in no way connected with the parties hereto, which loss of life or property, or injury or damage to persons or property, shall result from, or be in any way connected with

operations of the Lessee as contemplated herein unless said damage is due to the negligence of the Lessor or any agent or employee of the Lessor.

7. MUTUAL WAIVER OF CONSEQUENTIAL DAMAGES AND LIMITATION OF LIABILITY.

Notwithstanding anything to the contrary in this Agreement, each party waives the right to recover incidental, special, consequential (including lost profits), punitive, exemplary, and similar damages, and except for personal injury or death, each party's total liability, whether for breach of contract, warranty, negligence, strict liability in tort, indemnification or otherwise, will be limited to the direct damages recoverable under law, but not to exceed the fees due under this Agreement. Lessor shall not be liable for any loss of Lessee's service.

8. NON-INTERFERENCE.

The Communication Equipment and the use thereof shall not interfere with the use of any other communication or similar equipment of any kind and nature owned or operated by Lessor or other tenants or licensees on the Property existing as of the Commencement Date. After the Commencement Date, Lessor agrees not to install or allow installation of new equipment on the Premises if such equipment causes interference with Lessee's operations. All interference claims shall be settled in accordance with the then-prevailing interference rules and regulations promulgated by the FCC. Lessor affirmatively covenants that except for acts of God, neither Lessor nor its employees, agents, representatives, invitees, other tenants, or licensees shall cause or allow others to cause interruption of electrical power or interruption of telephone service to the Communication Equipment.

9. MAINTENANCE BY LESSEE

Lessee shall, at its own expense, maintain Lessee's property in accordance with reasonable engineering standards and accordance with the rules of the Federal Communications Commission and all public authorities and jurisdictions over Lessee.

10. ASSIGNMENT

Lessee shall not assign, transfer, or sublease this Lease without the prior written consent of Lessor. Nothing herein shall preclude the sale or assignment by the Lessor or any or all of the Lessor's interests in the leased premises, providing that this Lease shall be binding upon and inure to the benefits of the Lessor's successors and/or assigns.

11. REMOVAL OF LESSEE'S EQUIPMENT UPON TERMINATION

Lessee agrees to remove all its equipment and associated antennas, at its expense, within thirty (30) days after termination of this Lease Agreement.

12. DEFAULT BY LESSEE

If Lessee defaults in payment of the rent or under any other provision of this Lease Agreement and if such default is not cured within ten (10) days after receiving notice of such default, Lessor may terminate this Lease Agreement upon thirty (30) days written notice. In such event, Lessor shall have the right to remove Lessee and its equipment without prejudice to any other remedies that might otherwise be available to Lessor.

13. LIENS

Notice is hereby given that the Lessor shall not be liable for any labor or materials furnished to the Lessee and shall not be responsible for any mechanics or other liens in or out of the property leased herein.

14. INDEMNIFICATION

Lessee agrees to indemnify Lessor against any expense, loss, or liability suffered or incurred by Lessor as a result of any breach by Lessee or its agents, employees, contractors, subcontractors, customers, visitors, or licensees.

15. COMPLIANCE WITH LAWS

Lessor shall comply with all applicable local, state, and federal government laws, codes, and regulations relating to the Property, including without limitation FAA, FCC, occupational health and safety, environmental, and electromagnetic (EME) requirements, and applicable requirements of the Americans with Disabilities Act. Lessee shall comply with all applicable local, state, and federal government laws, codes, and regulations relating to the Communications Equipment.

16. LEGAL FEES

If any party commences legal proceedings for any relief against the other party arising out of or to interpret this Lease, the substantially prevailing party's costs and expenses incurred in connection therewith, including reasonable attorney's fees and costs as determined by the court, shall be paid by the other party. As used herein, "legal proceedings" include any arbitration proceedings to which the parties may submit.

17. APPLICABLE LAW

This Lease shall in all respects be governed by the laws of the State in which the Property is located, without regard to its conflicts of law principles.

18. EQUIPMENT INSURANCE

Lessee shall maintain insurance on any equipment on the leased premises, and Lessor shall have no responsibility for any loss or damage to property on the leased premises.

19. ANTENNA STRUCTURE REGISTRATION

The antenna Structure Registration number for this location is 1008487. Lessee affirms the receipt of a copy of the Federal Communications Commission Antenna Structure Registration Certificate number 1008487.

20. NOTICES

Any notice or demand required to be given herein shall be made by email, certified or registered mail, postage paid, return receipt requested, or reliable overnight courier to the address of the respective parties set forth below and shall be deemed given three (3) days after deposit in the mail as just described or on the date delivery is first attempted in the case of overnight courier, as follows:

To Lessee, notices shall be sent to:
Kane County Emergency Communications
719S. Batavia Avenue
Geneva, IL 60134

To Lessor, notices shall be sent to:
I-355 & 143rd LLC.
3482 Keith Bridge Rd
Suite #302
Cumming, GA 30041

Either party may change its address by giving the other notice of a new address in accordance with the terms of this section. All payments to Lessor required hereunder shall be sent to the address specified for Lessor above.

21. AUTHORITY OF SIGNERS

The signatories below affirm that they are authorized to enter into this Agreement on behalf of the Lessee or Lessor.

For the Lessee:

Kane County Emergency Communications

BY: _____

Printed Name _____

Title: _____

Date: _____

For the Lessor:

I-355 & 143rd LLC.

BY: _____

Printed Name _____

Title: _____

Date: _____

EXHIBIT 1

Tower Mounted Equipment:

275'-South Leg (Tower top) DB224 Cable
LMR1200

230'-South Leg Sinclair SD235 Cable
LMR1200

160'-South Face Model-DB224Cable-7/8"
helix

160'-South Leg Model-DB224 Cable-1/2"
helix

140'-North Face Model-DB304 Cable-7/8"
helix

140'-South Leg Model-DB304 Cable-1/2"
helix

STATE OF ILLINOIS)

SS.

COUNTY OF KANE)

REPORT NO. TMP-24-1747

MONTHLY REPORT (ATTACHED)

KANE COUNTY

OFFICE of EMERGENCY MANAGEMENT



Scott Buziecki
Director

719 S. Batavia Ave.
Geneva, Illinois, 60134
Office: (630) 232-5985
EOC: (630) 208-8911

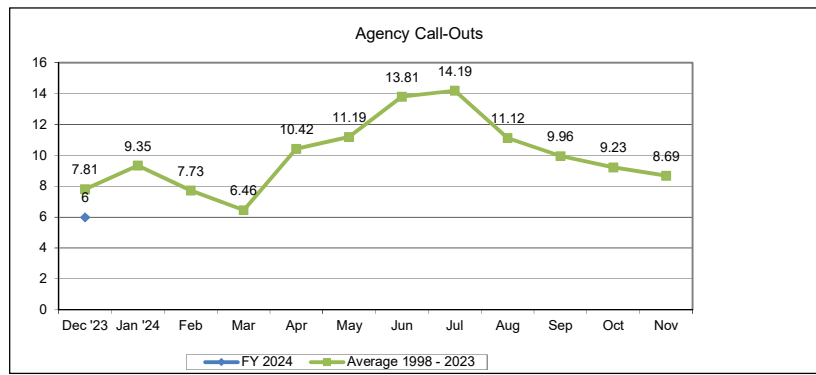
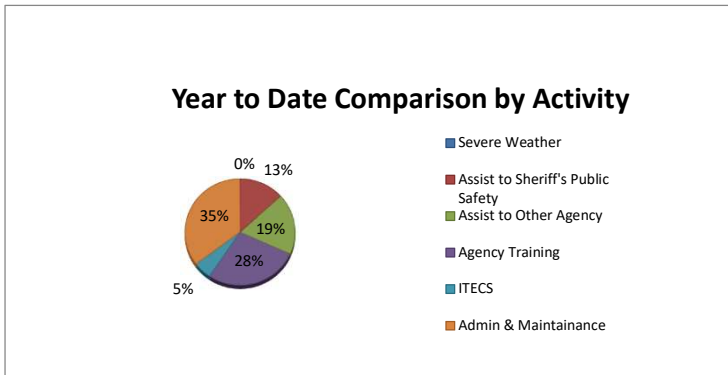
December 2023 Monthly Report

Highlights from December, 2023 for the KCOEM Office Staff

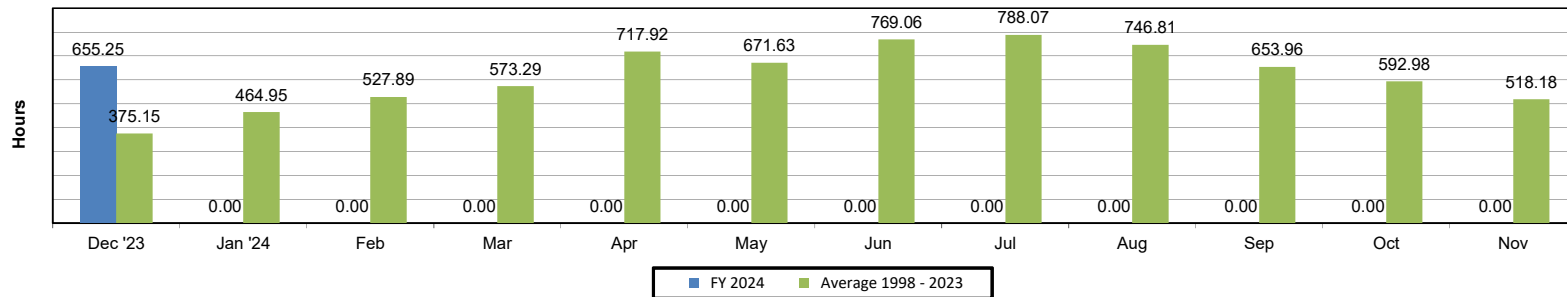
- Attended the Metro County EM Coordinator's Meeting.
- Participated in IDPH Region IX table top simulating a chemical agent and mass casualty.
- Hosted and taught a NIMS 300 Class at the North Aurora Police Department for 18 public safety participants.
- 8 FOIA's processed.
- Hired and onboarded our new planner who started on December 18th.
- Completed the Request for Proposal release and evaluation for the replacement command post vehicle.
- Volunteers decorated a vehicle and participated in the Dundee/Carpentersville Christmas Lights Parade. (Pictures on our Facebook page)
- Began tracking regional and Kane County asylum seeker bus arrivals, attending several meetings with regional partners and IEMA, coordination information with Kane County partners.
- Appeared on "The Senior Showcase" show on WRMN 1410 AM radio in Elgin to talk about preparedness for seniors.
- Provided briefings for Kane County mayors, village presidents, and Kane County Chiefs' of Police.
- Completed initial meetings with volunteers & staff, meeting them, identifying strengths and areas for improvement. 24 meetings were completed between November and December.
- Met with Sheriff's office to discuss transfer of vehicles from Sheriff to County title and municipal plates as well as continuing maintenance by Sheriff's maintenance personnel.

Kane County Office of Emergency Management Activity Report FY 2024

	Dec '23	Jan '24	Feb	Mar	Apr	May	Jun	Jul	Aug	Sep	Oct	Nov	Total Hours	Avg monthly Hours
Volunteer Hour Breakdown														
Severe Weather	0.00												0.00	0.00
Assist to Sheriff's Public Safety	86.60												86.60	86.60
Assist to Other Agency	121.40												121.40	121.40
Agency Training	181.25												181.25	181.25
ITECS	35.00												35.00	35.00
Admin & Maintenance	231.00												231.00	231.00
Total Volunteer Hours														
FY 2024	655.25	0.00	0.00	0.00	0.00	0.00	0.00	0.00	0.00	0.00	0.00	0.00	655.25	65.53
Past 5 Year Average	487.94	656.06	684.43	737.82	949.21	784.69	759.02	909.25	918.46	967.39	845.00	797.38		791.39
Past 10 Year Average	362.40	503.56	524.39	612.46	759.66	625.40	633.31	780.78	739.18	760.25	637.75	621.44		630.05
Average 1998 - 2023	375.15	464.95	527.89	573.29	717.92	671.63	769.06	788.07	746.81	653.96	592.98	518.18	7,399.89	616.66
Number of Incident														
FY 2024	6												6	6
Past 5 Year Average	13	22	15	10	16	18	18	22	19	18	14	14		17
Past 10 Year Average	9	14	10	8	13	13	15	17	14	13	11	12		12
Average 1998 - 2023	7.81	9.35	7.73	6.46	10.42	11.19	13.81	14.19	11.12	9.96	9.23	8.69	119.96	10



FY 2023 Volunteer Manhours vs Monthly Average



KANE COUNTY

OFFICE of EMERGENCY MANAGEMENT



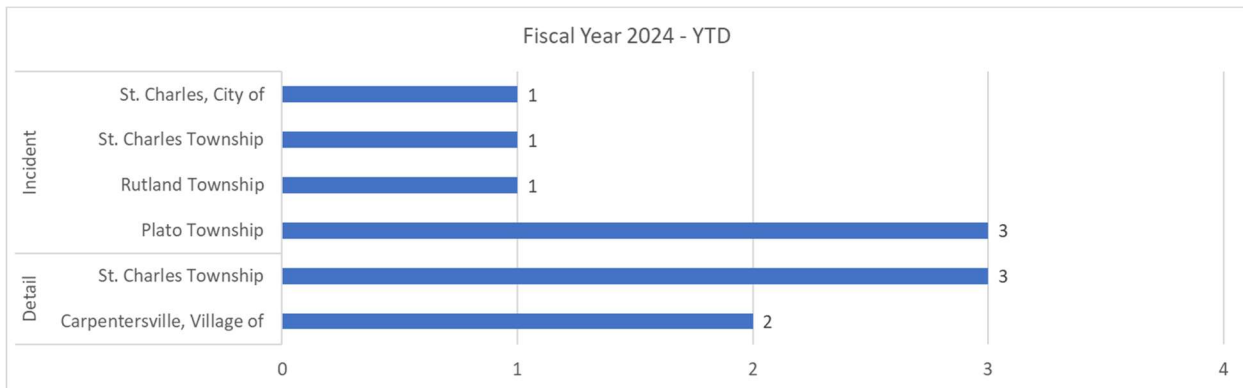
Scott Buziecki
Director

719 S. Batavia Ave.
Geneva, Illinois, 60134
Office: (630) 232-5985
EOC: (630) 208-8911

December 2023 Monthly Report – Incident & Detail Listing

Month/Year	2023 - Dec				
Count of Incident Numb					
Type	Start time/Date	Location	Primary Incident	Name City/Township	Total
Incident	6-Dec	Romeo Dr / Cliff Dr	Traffic Control for vehicle accident	Plato Township	1
	8-Dec	Route 72 East of Reinking Rd	Traffic Control and scene lighting for vehicle accident	Rutland Township	1
	10-Dec	9N974 Tributary Ln	Traffic Control for vehicle accident	Plato Township	1
	14-Dec	10 N Peck Rd	Search & Rescue for missing adult	St. Charles, City of	1
	18-Dec	Dunham Rd South of Stearns	Traffic Control for multiple vehicle accidents due to icing	St. Charles Township	1
	26-Dec	9N889 Nesler Rd	Traffic control for vehicle accident with pole down	Plato Township	1
Incident Total					6
Detail	2-Dec	Downtown Dundee/Carpentersville	Traffic control and parade participation	Carpentersville, Village of	1
	6-Dec	Randall N of Crane	VMS Board for public education	St. Charles Township	1
	8-Dec	Randall N of Crane	VMS Board for public education	St. Charles Township	1
	9-Dec	Route 68 & Vista / Route 25 & Ball	Traffic control for shop with a Cop	Carpentersville, Village of	1
	13-Dec	Route 38 E of Peck	VMS Board for public education	St. Charles Township	1
Detail Total					5
Grand Total					11

December 2023 Monthly Report – Location Details





RESOLUTION / ORDINANCE EXECUTIVE SUMMARY ADDENDUM

Title

Authorizing FY23 Emergency Management Program Grant for the Office of Emergency Management

Committee Flow:

Judicial Public Safety Committee, Executive Committee, County Board

Contact:

Scott Buziecki, 630-232-5986

Budget Information:

Was this item budgeted? Yes	Appropriation Amount: \$N/A
If not budgeted, explain funding source: N/A	

Summary:

This resolution authorizes the Chairman to enter into an agreement with the State of Illinois to accept the FY23 Emergency Management Program Grant not to exceed \$85,578.07.



RESOLUTION / ORDINANCE EXECUTIVE SUMMARY ADDENDUM

Title

Authorize the Kane County Office of Emergency Management to Join the G.S.A. Federal Surplus Property Program

Committee Flow:

Judicial Public Safety Committee, Executive Committee, County Board

Contact:

Scott Buziecki, 630.232.5986

Budget Information:

Was this item budgeted? N/A	Appropriation Amount: \$N/A
If not budgeted, explain funding source: N/A	

Summary:

The Kane County Office of Emergency Management has a limited equipment budget.

Joining the G.S.A. Federal Surplus Property Program allows surplus items to be obtained at no cost.

Currently, other Kane County departments already utilize the G.S.A. Federal Surplus Property Program and the Office of Emergency Management would like to be authorized to join the program.

STATE OF ILLINOIS)

SS.

COUNTY OF KANE)

REPORT NO. TMP-24-1768

MONTHLY REPORT (ATTACHED)

Kane County Sheriff's Office



37W755 IL Rt 38 • St Charles, IL 60175
Tel: (630) 232-6840 • Fax: (630) 513-6984
www.KaneSheriff.com

Ron Hain, Sheriff

Amy Johnson, Undersheriff

Kane County Adult Justice Center Monthly Report

DECEMBER 2023

Average Population	Monthly Avg	335		
Number of Detainees Processed In/Out	Processed In	306	Processed Out	310
Population Reporting Mental Illness	# of Detainees	195	% of New Detainees	64%
Number of Detainees on Suicide Watch	Total #	24		
Number of Detainee Grievances Filed	Total #	172		
Number of Use of Force Reports	Total #	2		
Detainees Housed in Other Jails	Total #	13	Expense	20,025
Number of Officers Mandated	Total #	7	Yearly Total	7

Captain Aguirre #797

KANE COUNTY SHERIFF RON HAIN'S IMPACT REPORT



RELEASED DETAINEE AND COMMUNITY EVENTS AND ACTIVITIES

End of Year
2023

- Emailed Job and Training Opportunities (Over 1,600 email addresses) 57

- Case Management—Released Detainee Calls 1,218

Forklift Certification

DETAINEE ACTIVITIES

Lighthouse Recovery Program Participants 176

SMART Recovery Program 34

Forklift Certification 35

OSHA 30 Certification 35

Aramark IN2Work Certification Class Graduates 12

Chef Class 17

GED 59

English as a Second Language 23

Business Plan Pitch Competition 12

CAD/CAM 10

2nd Opportunity Reentry Class 18

Successfully Achieving Your Vision / RISE 109

Parenting Class 72

Domestic Violence Awareness 21

Moral Reconciliation Therapy Participants 131

Moral Reconciliation Therapy Graduates 41

Anger Management Participants 34

Anger Management Graduates 15

Intern Hours 2,028

KANE COUNTY SHERIFF RON HAIN'S IMPACT REPORT



**End of Year
2022**

Boundaries Class	12
Barbering Class Graduates	12
Garden	18
3rd Annual Business Plan Pitch Competition Finalists	14
Resumes Completed	125
Job Board Registered	30
Job Applications Completed—Online	295
Medicaid Submitted Applications	19
Social Security Card Requests	105
Birth Certificate Requests	97
High School Transcripts / GED Requests	1
Drug Treatment Center Placements	47
Other Treatment Center Placements	136
A Way Out Referrals	72
EVENTS	
National Association of Drug Court Professionals Conference Speaker and Attendee	
Illinois Association of Problem Solving Courts Conference Speaker and Attendee	
Valley Industrial Association Workforce Development Forum GCAMP –Speaker	
Illinois Reentry Conference Attendee	
BJA Justice and Mental Health Collaboration Attendee	
Combined Illinois Reentry Statewide Taskforce Meeting Attendee	

KANE COUNTY SHERIFF RON HAIN'S IMPACT REPORT



Aurora Regional Hispanic Chamber Women of Influence Luncheon

Workforce GPS Event: Breaking Barriers for Returning Citizens

Volunteer Appreciation Luncheon

Valley Industrial Association Workforce Excellence and Women of VIA—Speaker, Women in Manufacturing Participant, Annual Meeting and Spark Awards

RiseKit Community Advisory Council

Care For the Underserved Elgin—Participant

Community Resource Team—Participant

Waubensee Community College Small Business Development Center Advisory Board Meetings

Aurora Multi Chamber Holiday Event

Quad County Chamber Scholarship Brunch, Women of Influence, and Business After Hours Seminars

Job Board Relaunch for Employers and Resources

Waubensee Community College Area Planning Council Member and Presenter

500th Forklift Certification Student Graduate

Hosted Charity Car Show

National Night Out—Diversion Table Promoting Job and Community Resource Board and Upcoming Forklift Certification Class

Drug Court Staffing, Graduations and Celebrations

Minority Business Development Agency Fundraiser

Food For Greater Elgin Fundraiser

PADS of Elgin Golf Outing

Hosted Versiti Blood Drive collecting units saving lives

KANE COUNTY SHERIFF RON HAIN'S IMPACT REPORT



East Aurora High School Career Awareness and Readiness Program “ Find Your Future”

Kane County Economic Development/Jobs Committee Roundtable

Defy Ventures Entrepreneurial Bootcamp Coach

Kane County Collaborative Diversion Program St. Charles Police Department

Greater Chicagoland Government and Philanthropy Collaborative

Gateway Foundation Annual Walk –A—Thon

Aurora Regional Fire Museum Chili Cook-Off Fundraiser

Mutual Ground Coffee with the New CEO

Lawrence Hall Hiring Event

First Responders Hiring Event Aurora—Organizer and Participant

Garden Harvest Luncheon Celebrating 800 pounds of vegetables donated

Society of St, Vincent de Paul Batavia Holy Cross Conference Speaker

Skills for Chicagoland Speaker

RiseKit Employer Partner Event

KANE COUNTY SHERIFF RON HAIN'S



Social Worker Monthly Stats

December 1—
31, 2023

Total # of Cases	55
Death (investigations, natural, suicide, homicide, etc.)	3
Accident/Injury	0
Car Accident: Injury/Death	0
Domestic (disputes, assault/battery, domestic violence, sexual assaults, human trafficking, stalking)	22
Juvenile (missing persons, complaint, child abuse/neglect, disputes, mental health, child sexual assault, substance use, MH, child exploitation)	11
Mental Health (general, substance abuse, hoarding, suicide/homicidal ideation/attempt, etc.)	7
Support (resource and referrals, elderly well-being, well-being, DCFS, legal advocacy, emotional, fire, eviction)	10
Homelessness	0
ICAC (Internet Crimes Against Children)	1
VOC (victim of a crime not applicable in above categories- residential burglary, home invasion, stalking, sexual assault, human trafficking, other)	1
Total # of Cases	55
Total # of Clients	76
Total Direct Hours (Direct Hours)	71.5
Total Service Hours (Direct Hours x Clients x KCSO Personnel)	249
Total # of Referrals Made to Community Resources	175



KANE COUNTY SHERIFF RON HAIN'S Social Worker Snapshot



Month	Total # of Cases	Total # of Clients	Total Direct Hours	Total Service Hours (Direct Hours x Clients x KCSO Personnel)	Total # of Referrals Made to Community Resources
December	55	76	71.5	249	175
January					
February					
March					
April					
May					
June					
July					
August					
September					
October					
November					

KANE COUNTY SHERIFF RON HAIN'S

Social Worker

Accumulative Report



December 1, 2023-

November 30, 2024

Total # of Cases

55

Death (investigations, natural, suicide, homicide, etc.)

3

Accident/Injury

0

Car Accident (injury/fatal)

0

Domestic (disputes, assault/battery, domestic violence, sexual assaults)

22

Juvenile (missing persons, complaint, child abuse/neglect, disputes, mental health)

11

Mental Health (general, substance abuse, hoarding, suicide/homicidal ideation/attempt, etc.)

7

Supp: r & r (resource and referrals, elderly well-being, DCFS, legal advocacy, emotional, fire, evictions)

10

Homelessness

0

ICAC (Internet Crimes Against Children)

0

VOC (Victim of a crime not applicable in other categories: such as residential burglary, home invasion, sexual assault, etc.)

1

Total # of Cases

55

Total # of Clients

76

Total Direct Hours (Direct Hours)

71.5

Total Service Hours (Direct Hours x Victims x KCSO Personnel)

249

Total # of Referrals Made to Community Resources

175



Incident Breakdown By Month Report

Print Date/Time: 01/01/2024 10:26
 Login ID: 0011396
 Year: 2023

KANE COUNTY SHERIFF'S OFFICE
 ORI Number: IL0450000
 Incident Type: All

Incident Type	January		February		March		April		May		June		July		August		September		October		November		December		Yearly Totals
	#	%	#	%	#	%	#	%	#	%	#	%	#	%	#	%	#	%	#	%	#	%	#	%	
911 Investigation	28	7.8	27	7.6	27	7.6	31	8.7	39	10.9	32	9	36	10.1	29	8.1	26	7.3	27	7.6	25	7	30	8.4	357
Abandoned Vehicle	6	10.5	6	10.5	3	5.3	3	5.3	5	8.8	3	5.3	8	14	5	8.8	7	12.3	3	5.3	6	10.5	2	3.5	57
Accident	0	0	0	0	0	0	0	0	0	0	0	0	1	100	0	0	0	0	0	0	0	0	0	0	1
Accident Hit and	15	10.9	10	7.2	5	3.6	17	12.3	14	10.1	15	10.9	15	10.9	6	4.3	11	8	13	9.4	8	5.8	9	6.5	138
Accident Injury	32	9	30	8.4	16	4.5	26	7.3	32	9	42	11.8	32	9	31	8.7	30	8.4	29	8.1	30	8.4	27	7.6	357
Accident PDO	130	10.4	117	9.4	59	4.7	94	7.5	84	6.7	81	6.5	84	6.7	77	6.2	90	7.2	149	11.9	151	12.1	134	10.7	1250
Animal Complaint	36	6.6	34	6.2	39	7.1	68	12.4	51	9.3	56	10.2	63	11.5	43	7.8	47	8.6	44	8	41	7.5	27	4.9	549
Assault	7	8.3	6	7.1	8	9.5	9	10.7	7	8.3	9	10.7	6	7.1	4	4.8	6	7.1	3	3.6	8	9.5	11	13.1	84
Assist Another	202	8.1	170	6.8	205	8.3	231	9.3	226	9.1	251	10.1	229	9.2	200	8.1	175	7.1	183	7.4	199	8	211	8.5	2482
Assist Citizen	102	7.9	87	6.8	91	7.1	93	7.2	103	8	116	9	130	10.1	117	9.1	128	10	110	8.6	111	8.6	97	7.5	1285
Assist FD	0	0	0	0	0	0	0	0	0	0	1	100	0	0	0	0	0	0	0	0	0	0	0	0	1
Assist PD In County	0	0	0	0	0	0	0	0	0	0	0	0	0	0	1	10	0	0	8	80	0	0	1	10	10
Attempt To Locate	8	16.7	8	16.7	6	12.5	5	10.4	0	0	2	4.2	3	6.3	4	8.3	2	4.2	1	2.1	5	10.4	4	8.3	48
Battery	5	4.3	7	6	8	6.9	4	3.4	13	11.2	9	7.8	14	12.1	13	11.2	12	10.3	13	11.2	12	10.3	6	5.2	116
BEARCAT	0	0	0	0	0	0	0	0	0	0	0	0	0	0	1	100	0	0	0	0	0	0	0	0	1
Blue Point	0	0	0	0	0	0	0	0	0	0	0	0	1	100	0	0	0	0	0	0	0	0	0	0	1
Bomb Threat	0	0	0	0	0	0	0	0	0	0	0	0	0	0	0	0	1	100	0	0	0	0	0	0	1
Bomb Unit	2	2.2	7	7.6	7	7.6	5	5.4	11	12	8	8.7	12	13	8	8.7	6	6.5	14	15.2	5	5.4	7	7.6	92
Burglar Alarm	67	8.3	67	8.3	91	11.3	84	10.4	67	8.3	62	7.7	84	10.4	58	7.2	54	6.7	61	7.6	64	7.9	48	5.9	807
Burglary	7	15.9	6	13.6	1	2.3	4	9.1	2	4.5	1	2.3	2	4.5	2	4.5	8	18.2	4	9.1	5	11.4	2	4.5	44
Burglary to Motor	6	8.8	2	2.9	0	0	11	16.2	4	5.9	3	4.4	9	13.2	0	0	0	0	5	7.4	8	11.8	20	29.4	68
Burning Complaint	0	0	0	0	8	9.2	9	10.3	13	14.9	10	11.5	6	6.9	6	6.9	2	2.3	7	8	18	20.7	8	9.2	87
Check Conditions	27	9	28	9.3	38	12.6	25	8.3	26	8.6	22	7.3	30	10	22	7.3	12	4	27	9	20	6.6	24	8	301
Check Welfare	62	7.6	62	7.6	54	6.6	55	6.7	75	9.2	85	10.4	86	10.5	83	10.1	69	8.4	67	8.2	63	7.7	58	7.1	819
Citizen Assist	2	8	3	12	1	4	4	16	2	8	0	0	0	0	1	4	6	24	0	0	4	16	2	8	25
Civil Dispute	12	9	10	7.5	7	5.2	14	10.4	9	6.7	8	6	15	11.2	16	11.9	12	9	10	7.5	13	9.7	8	6	134
COP Activity	143	5.3	174	6.5	208	7.7	188	7	150	5.6	143	5.3	158	5.9	297	11.1	345	12.8	337	12.5	255	9.5	289	10.8	2687
Custody Dispute	11	12.5	3	3.4	8	9.1	8	9.1	4	4.5	5	5.7	5	5.7	10	11.4	8	9.1	6	6.8	5	5.7	15	17	88
Damage to Property	15	5.9	18	7.1	26	10.2	21	8.2	23	9	20	7.8	28	11	32	12.5	21	8.2	20	7.8	18	7.1	13	5.1	255
Death Investigation	6	8	5	6.7	11	14.7	4	5.3	8	10.7	5	6.7	5	6.7	9	12	6	8	3	4	9	12	4	5.3	75
Deceptive Practice	32	10.7	19	6.4	29	9.7	20	6.7	21	7	30	10.1	21	7	30	10.1	21	7	25	8.4	25	8.4	25	8.4	298
Detail	0	0	2	25	0	0	0	0	0	0	4	50	0	0	1	12.5	0	0	0	0	1	12.5	0	0	8

Disorderly Conduct	3	5.7	6	11.3	3	5.7	6	11.3	3	5.7	6	11.3	6	11.3	4	7.5	4	7.5	7	13.2	0	0	5	9.4	53
Disturbance	5	4.1	6	5	11	9.1	11	9.1	12	9.9	16	13.2	12	9.9	14	11.6	11	9.1	9	7.4	4	3.3	10	8.3	121
Do Not Tow	1	14.3	0	0	0	0	0	0	0	0	0	0	0	0	1	14.3	1	14.3	1	14.3	0	0	3	42.9	7
Domestic	60	8.9	34	5	46	6.8	48	7.1	86	12.8	58	8.6	48	7.1	64	9.5	54	8	60	8.9	50	7.4	66	9.8	674
Driving Complaint	23	6.6	23	6.6	28	8	36	10.3	33	9.5	28	8	30	8.6	31	8.9	42	12	31	8.9	25	7.2	19	5.4	349
Drone	2	9.5	1	4.8	0	0	1	4.8	9	42.9	0	0	0	0	2	9.5	1	4.8	1	4.8	0	0	4	19	21
Escort	0	0	0	0	0	0	0	0	13	39.4	3	9.1	1	3	10	30.3	4	12.1	2	6.1	0	0	0	0	33
Eviction	25	10.9	17	7.4	24	10.5	14	6.1	20	8.7	20	8.7	16	7	23	10	18	7.9	18	7.9	23	10	11	4.8	229
Fight in Progress	1	10	0	0	0	0	1	10	2	20	1	10	0	0	1	10	1	10	2	20	0	0	1	10	10
Fire Investigation	0	0	0	0	0	0	0	0	1	20	0	0	0	0	0	0	0	0	1	20	3	60	0	0	5
Fireworks	3	3.4	2	2.3	2	2.3	0	0	5	5.7	17	19.3	35	39.8	7	8	11	12.5	5	5.7	0	0	1	1.1	88
Found Articles	2	4.4	2	4.4	4	8.9	4	8.9	3	6.7	3	6.7	5	11.1	5	11.1	5	11.1	3	6.7	3	6.7	6	13.3	45
Harassment	5	5.3	8	8.4	11	11.6	8	8.4	11	11.6	12	12.6	10	10.5	7	7.4	7	7.4	3	3.2	4	4.2	9	9.5	95
Home Invasion	0	0	0	0	1	50	0	0	0	0	0	0	0	0	0	0	0	1	50	0	0	0	0	0	2
Home Visit	8	11.4	5	7.1	6	8.6	9	12.9	8	11.4	3	4.3	6	8.6	12	17.1	2	2.9	5	7.1	4	5.7	2	2.9	70
Hunting Complaint	0	0	0	0	0	0	1	10	1	10	0	0	0	0	0	0	0	0	2	20	2	20	4	40	10
Illegal Dumping	1	4.2	0	0	3	12.5	3	12.5	3	12.5	3	12.5	3	12.5	1	4.2	3	12.5	0	0	2	8.3	2	8.3	24
Indecent Exposure	0	0	0	0	0	0	0	0	0	0	0	0	2	40	0	0	3	60	0	0	0	0	0	0	5
Information	22	9.4	14	6	16	6.8	26	11.1	20	8.5	23	9.8	18	7.7	23	9.8	13	5.6	17	7.3	20	8.5	22	9.4	234
Juvenile Complaint	5	2.7	19	10.4	15	8.2	17	9.3	16	8.8	25	13.7	12	6.6	16	8.8	24	13.2	19	10.4	7	3.8	7	3.8	182
K-9	0	0	1	8.3	1	8.3	0	0	3	25	0	0	1	8.3	1	8.3	3	25	0	0	2	16.7	0	0	12
K-9 Response	18	8.3	7	3.2	20	9.2	17	7.8	12	5.5	20	9.2	26	12	20	9.2	26	12	21	9.7	20	9.2	10	4.6	217
Lockout	13	6.7	12	6.2	12	6.2	14	7.2	11	5.7	19	9.8	27	13.9	13	6.7	20	10.3	17	8.8	17	8.8	19	9.8	194
Lost or Stolen	9	11.7	10	13	1	1.3	2	2.6	8	10.4	11	14.3	4	5.2	7	9.1	4	5.2	7	9.1	7	9.1	7	9.1	77
Major Crimes Task	2	15.4	2	15.4	1	7.7	1	7.7	1	7.7	2	15.4	1	7.7	2	15.4	0	0	1	7.7	0	0	0	0	13
Medical Detail	19	10.7	11	6.2	12	6.8	13	7.3	11	6.2	14	7.9	10	5.6	29	16.4	20	11.3	21	11.9	13	7.3	4	2.3	177
Minibike Complaint	2	2.3	2	2.3	7	8	7	8	14	15.9	9	10.2	6	6.8	7	8	16	18.2	11	12.5	5	5.7	2	2.3	88
Missing Persons	6	8.5	5	7	4	5.6	6	8.5	10	14.1	4	5.6	7	9.9	5	7	6	8.5	9	12.7	5	7	4	5.6	71
Motorist Assist	178	18.2	102	10.4	83	8.5	65	6.6	52	5.3	52	5.3	77	7.9	81	8.3	66	6.7	83	8.5	76	7.8	65	6.6	980
Narcotics	1	3.7	0	0	4	14.8	4	14.8	3	11.1	1	3.7	1	3.7	3	11.1	1	3.7	4	14.8	3	11.1	2	7.4	27
Neighbor Dispute	6	5.7	2	1.9	8	7.5	12	11.3	15	14.2	10	9.4	12	11.3	11	10.4	11	10.4	6	5.7	7	6.6	6	5.7	106
New	1	33.3	0	0	0	0	1	33.3	0	0	0	0	0	0	1	33.3	0	0	0	0	0	0	0	0	3
Noise Complaint	11	3	8	2.2	14	3.8	31	8.5	52	14.3	45	12.4	49	13.5	30	8.2	59	16.2	31	8.5	15	4.1	19	5.2	364
OEM Response	10	9.2	13	11.9	7	6.4	26	23.9	15	13.8	16	14.7	21	19.3	0	0	0	0	1	0.9	0	0	0	0	109
OEM SAR	3	8.3	4	11.1	8	22.2	6	16.7	5	13.9	5	13.9	5	13.9	0	0	0	0	0	0	0	0	0	0	36
Ordinance Violation	0	0	2	7.4	0	0	3	11.1	7	25.9	3	11.1	3	11.1	3	11.1	1	3.7	2	7.4	1	3.7	2	7.4	27
Other Investigation	14	7.6	20	10.9	37	20.1	18	9.8	14	7.6	14	7.6	17	9.2	14	7.6	5	2.7	13	7.1	11	6	7	3.8	184
Parking Complaint	27	11.7	10	4.3	17	7.4	15	6.5	18	7.8	16	7	17	7.4	30	13	28	12.2	17	7.4	20	8.7	15	6.5	230
Party Complaint	3	3.1	0	0	2	2.1	9	9.4	14	14.6	3	3.1	24	25	13	13.5	16	16.7	9	9.4	2	2.1	1	1	96
Premises Check	63	9.8	51	8	56	8.7	48	7.5	50	7.8	23	3.6	42	6.6	73	11.4	69	10.8	43	6.7	63	9.8	60	9.4	641
Recovered Stolen	0	0	1	4.3	0	0	1	4.3	6	26.1	1	4.3	3	13	0	0	1	4.3	1	4.3	2	8.7	7	30.4	23
Repo Information	2	9.5	3	14.3	3	14.3	1	4.8	4	19	0	0	0	0	1	4.8	1	4.8	3	14.3	2	9.5	1	4.8	21

Roadway	12	3.5	77	22.7	24	7.1	20	5.9	25	7.4	26	7.7	40	11.8	29	8.6	29	8.6	22	6.5	18	5.3	17	5	339
Robbery	0	0	0	0	0	0	0	0	0	0	0	0	0	0	0	0	0	0	1	50	0	0	1	50	2
Sex Offender	1	6.7	3	20	1	6.7	0	0	2	13.3	1	6.7	0	0	2	13.3	1	6.7	1	6.7	2	13.3	1	6.7	15
Sexual Incident	13	13.8	4	4.3	17	18.1	11	11.7	7	7.4	7	7.4	7	7.4	7	7.4	1	1.1	12	12.8	3	3.2	5	5.3	94
Shots Fired	7	9	5	6.4	6	7.7	2	2.6	11	14.1	9	11.5	4	5.1	6	7.7	5	6.4	11	14.1	8	10.3	4	5.1	78
SI16	1038	8.9	1036	8.9	1032	8.8	1033	8.8	1083	9.3	974	8.3	725	6.2	1055	9	1049	9	872	7.5	720	6.2	1058	9.1	11675
Snowmobile	1	50	1	50	0	0	0	0	0	0	0	0	0	0	0	0	0	0	0	0	0	0	0	0	2
Solicitor Complaint	1	2.7	3	8.1	0	0	0	0	11	29.7	6	16.2	5	13.5	4	10.8	2	5.4	1	2.7	2	5.4	2	5.4	37
Subject	10	5.5	12	6.6	16	8.8	9	5	16	8.8	11	6.1	13	7.2	24	13.3	19	10.5	17	9.4	21	11.6	13	7.2	181
Suicidal Subject	7	7.7	10	11	8	8.8	6	6.6	6	6.6	4	4.4	7	7.7	10	11	4	4.4	10	11	10	11	9	9.9	91
Supplemental	117	8.1	111	7.7	112	7.8	134	9.3	109	7.6	128	8.9	112	7.8	128	8.9	128	8.9	131	9.1	108	7.5	123	8.5	1441
Suspicious Activity	6	6.7	3	3.3	7	7.8	12	13.3	8	8.9	4	4.4	12	13.3	9	10	8	8.9	11	12.2	9	10	1	1.1	90
Suspicious	89	9	70	7.1	75	7.6	58	5.9	94	9.5	93	9.4	86	8.7	99	10	86	8.7	88	8.9	73	7.4	76	7.7	987
Suspicious Vehicle	0	0	0	0	0	0	0	0	0	0	0	0	0	0	0	0	0	0	0	0	0	0	1	100	1
SWAT	1	5.9	1	5.9	1	5.9	1	5.9	1	5.9	4	23.5	1	5.9	3	17.6	1	5.9	1	5.9	1	5.9	1	5.9	17
Test Ticket	2	40	0	0	0	0	1	20	0	0	1	20	0	0	1	20	0	0	0	0	0	0	0	0	5
Theft	8	6.6	10	8.2	10	8.2	12	9.8	9	7.4	12	9.8	15	12.3	10	8.2	11	9	13	10.7	3	2.5	9	7.4	122
Theft of Motor	3	7.5	2	5	1	2.5	5	12.5	5	12.5	6	15	3	7.5	6	15	4	10	1	2.5	3	7.5	1	2.5	40
TOT	4	16	2	8	5	20	1	4	1	4	4	16	3	12	1	4	3	12	0	0	1	4	0	0	25
Traffic Signal	4	7.1	7	12.5	1	1.8	8	14.3	0	0	5	8.9	4	7.1	8	14.3	6	10.7	6	10.7	4	7.1	3	5.4	56
Traffic Stop	855	8.2	789	7.6	831	8	647	6.2	491	4.7	603	5.8	774	7.4	922	8.9	1419	13.6	1090	10.5	889	8.5	1089	10.5	10399
Training	2	66.7	0	0	0	0	0	0	0	0	0	0	0	0	0	0	1	33.3	0	0	0	0	0	0	3
Transport	59	8.1	45	6.1	52	7.1	57	7.8	56	7.7	63	8.6	54	7.4	69	9.4	66	9	67	9.2	69	9.4	75	10.2	732
Unknown	24	7.7	23	7.3	30	9.6	28	8.9	33	10.5	41	13.1	25	8	25	8	24	7.7	22	7	22	7	16	5.1	313
Vehicle Call	22	7.2	28	9.2	28	9.2	20	6.5	31	10.1	18	5.9	15	4.9	27	8.8	15	4.9	31	10.1	24	7.8	47	15.4	306
Violation Order of	5	8.1	4	6.5	9	14.5	9	14.5	9	14.5	3	4.8	3	4.8	9	14.5	6	9.7	2	3.2	0	0	3	4.8	62
Violent Offender	0	0	1	50	0	0	0	0	0	0	0	0	0	0	0	0	0	0	0	0	1	50	0	0	2
Warrant	91	9.9	84	9.2	78	8.5	105	11.5	56	6.1	52	5.7	52	5.7	121	13.2	63	6.9	59	6.4	57	6.2	99	10.8	917
Weapons	0	0	2	50	0	0	0	0	1	25	0	0	0	0	0	0	0	0	0	0	0	0	1	25	4
Wires Down	5	8.2	21	34.4	1	1.6	5	8.2	4	6.6	4	6.6	11	18	3	4.9	0	0	3	4.9	0	0	4	6.6	61
Total:	3904	8.4	3665	7.9	3768	8.1	3702	7.9	3629	7.8	3588	7.7	3611	7.8	4249	9.1	4613	9.9	4128	8.9	3575	7.7	4144	8.9	46576



Budget Performance Report

Date Range 12/01/22 - 11/30/23

Include Rollup Account and Rollup to Account

Account	Account Description	Adopted Budget	Budget Amendments	Amended Budget	Current Month Transactions	YTD Encumbrances	YTD Transactions	Budget - YTD Transactions	% Used/ Rec'd
Fund 001 - General Fund									
EXPENSE									
Department 380 - Sheriff									
Sub-Department 382 - Adult Corrections									
40000	Salaries and Wages	12,183,229.00	.00	12,183,229.00	1,054,287.90	.00	11,202,512.10	980,716.90	92
40002	Non-Union Wage Increase	36,352.00	.00	36,352.00	.00	.00	.00	36,352.00	0
40200	Overtime Salaries	570,845.00	.00	570,845.00	65,905.25	.00	955,428.45	(384,583.45)	167
40320	Merit Employee Longevity	344,232.00	.00	344,232.00	32,069.28	.00	303,251.36	40,980.64	88
45000	Healthcare Contribution	2,464,706.00	.00	2,464,706.00	165,797.91	.00	2,061,889.96	402,816.04	84
45010	Dental Contribution	62,616.00	.00	62,616.00	4,386.19	.00	55,297.15	7,318.85	88
45400	Uniform Allowance	169,500.00	.00	169,500.00	69,750.00	.00	147,000.00	22,500.00	87
50210	Medical/Dental/Hospital Services	4,500,000.00	.00	4,500,000.00	349,299.68	.00	3,715,767.42	784,232.58	83
50300	Extradition Costs	.00	.00	.00	.00	.00	896.70	(896.70)	+++
52000	Disposal and Water Softener Svcs	21,290.00	.00	21,290.00	983.82	.00	23,511.45	(2,221.45)	110
52150	Repairs and Maint- Comm Equip	4,500.00	.00	4,500.00	2,623.15	769.40	9,252.87	(5,522.27)	223
52160	Repairs and Maint- Equipment	10,000.00	.00	10,000.00	1,869.52	.00	1,869.52	8,130.48	19
53110	Employee Training	60,000.00	.00	60,000.00	15,984.70	.00	102,475.97	(42,475.97)	171
60000	Office Supplies	1,350.00	.00	1,350.00	82.86	383.00	2,170.00	(1,203.00)	189
60010	Operating Supplies	105,000.00	.00	105,000.00	1,301.15	3,218.88	162,608.20	(60,827.08)	158
60020	Computer Related Supplies	.00	.00	.00	.00	28.94	.00	(28.94)	+++
60210	Uniform Supplies	20,000.00	.00	20,000.00	5,462.85	.00	19,191.10	808.90	96
60220	Weapons and Ammunition	15,000.00	.00	15,000.00	.00	.00	27,370.96	(12,370.96)	182
60230	Food	1,067,188.00	.00	1,067,188.00	154,769.83	.00	1,016,284.62	50,903.38	95
60240	Clothing Supplies	25,000.00	.00	25,000.00	16,878.46	.00	24,951.16	48.84	100
60265	Public Health Commodities - Coronavirus	.00	.00	.00	.00	.00	3,049.02	(3,049.02)	+++
70050	Printers	.00	.00	.00	.00	911.09	.00	(911.09)	+++
Sub-Department 382 - Adult Corrections Totals		\$21,660,808.00	\$0.00	\$21,660,808.00	\$1,941,452.55	\$5,311.31	\$19,834,778.01	\$1,820,718.68	92%
Department 380 - Sheriff Totals		\$21,660,808.00	\$0.00	\$21,660,808.00	\$1,941,452.55	\$5,311.31	\$19,834,778.01	\$1,820,718.68	92%
EXPENSE TOTALS		\$21,660,808.00	\$0.00	\$21,660,808.00	\$1,941,452.55	\$5,311.31	\$19,834,778.01	\$1,820,718.68	92%
Fund 001 - General Fund Totals									
REVENUE TOTALS		.00	.00	.00	.00	.00	.00	.00	+++
EXPENSE TOTALS		21,660,808.00	.00	21,660,808.00	1,941,452.55	5,311.31	19,834,778.01	1,820,718.68	92%
Fund 001 - General Fund Totals		(\$21,660,808.00)	\$0.00	(\$21,660,808.00)	(\$1,941,452.55)	(\$5,311.31)	(\$19,834,778.01)	(\$1,820,718.68)	
Grand Totals									
REVENUE TOTALS		.00	.00	.00	.00	.00	.00	.00	+++
EXPENSE TOTALS		21,660,808.00	.00	21,660,808.00	1,941,452.55	5,311.31	19,834,778.01	1,820,718.68	92%
Grand Totals		(\$21,660,808.00)	\$0.00	(\$21,660,808.00)	(\$1,941,452.55)	(\$5,311.31)	(\$19,834,778.01)	(\$1,820,718.68)	



Budget Performance Report

Date Range 12/01/22 - 11/30/23

Include Rollup Account and Rollup to Account

Account	Account Description	Adopted Budget	Budget Amendments	Amended Budget	Current Month Transactions	YTD Encumbrances	YTD Transactions	Budget - YTD Transactions	% Used/ Rec'd
Fund 001 - General Fund									
EXPENSE									
Department 380 - Sheriff									
Sub-Department 400 - Court Security									
40000	Salaries and Wages	2,050,275.00	.00	2,050,275.00	233,488.35	.00	2,519,156.21	(468,881.21)	123
40002	Non-Union Wage Increase	11,966.00	.00	11,966.00	.00	.00	.00	11,966.00	0
40200	Overtime Salaries	128,470.00	.00	128,470.00	14,839.32	.00	91,348.00	37,122.00	71
40310	Bond Call	24,000.00	.00	24,000.00	.00	.00	6,425.02	17,574.98	27
45000	Healthcare Contribution	371,565.00	.00	371,565.00	37,876.09	.00	402,487.15	(30,922.15)	108
45010	Dental Contribution	14,029.00	.00	14,029.00	1,002.42	.00	11,807.15	2,221.85	84
45400	Uniform Allowance	60,000.00	.00	60,000.00	17,900.00	.00	36,775.00	23,225.00	61
50150	Contractual/Consulting Services	16,100.00	.00	16,100.00	.00	.00	14,882.15	1,217.85	92
52150	Repairs and Maint- Comm Equip	15,000.00	.00	15,000.00	.00	.00	71,526.48	(56,526.48)	477
52160	Repairs and Maint- Equipment	50,000.00	.00	50,000.00	.00	.00	64,340.58	(14,340.58)	129
53100	Conferences and Meetings	1,000.00	.00	1,000.00	.00	.00	244.19	755.81	24
53110	Employee Training	25,000.00	.00	25,000.00	4,329.15	.00	32,474.83	(7,474.83)	130
53120	Employee Mileage Expense	1,000.00	.00	1,000.00	.00	.00	.00	1,000.00	0
53150	Pre-Employ Drug Testing and Labs	5,000.00	.00	5,000.00	300.00	.00	4,410.00	590.00	88
53160	Pre-Employment Physicals	5,000.00	.00	5,000.00	450.00	.00	7,271.00	(2,271.00)	145
60000	Office Supplies	4,200.00	.00	4,200.00	.00	.00	841.07	3,358.93	20
60010	Operating Supplies	15,590.00	.00	15,590.00	2,491.09	.00	29,393.41	(13,803.41)	189
60080	Employee Recognition Supplies	1,500.00	.00	1,500.00	.00	.00	.00	1,500.00	0
60210	Uniform Supplies	30,000.00	.00	30,000.00	12,283.54	.00	27,803.32	2,196.68	93
60220	Weapons and Ammunition	20,000.00	.00	20,000.00	.00	.00	15,502.94	4,497.06	78
60250	Medical Supplies and Drugs	1,200.00	.00	1,200.00	.00	.00	.00	1,200.00	0
64000	Telephone	5,500.00	.00	5,500.00	.00	.00	2,950.73	2,549.27	54
Sub-Department 400 - Court Security Totals		\$2,856,395.00	\$0.00	\$2,856,395.00	\$324,959.96	\$0.00	\$3,339,639.23	(\$483,244.23)	117%
Department 380 - Sheriff Totals		\$2,856,395.00	\$0.00	\$2,856,395.00	\$324,959.96	\$0.00	\$3,339,639.23	(\$483,244.23)	117%
EXPENSE TOTALS		\$2,856,395.00	\$0.00	\$2,856,395.00	\$324,959.96	\$0.00	\$3,339,639.23	(\$483,244.23)	117%
Fund 001 - General Fund Totals									
REVENUE TOTALS		.00	.00	.00	.00	.00	.00	.00	+++
EXPENSE TOTALS		2,856,395.00	.00	2,856,395.00	324,959.96	.00	3,339,639.23	(483,244.23)	117%
Fund 001 - General Fund Totals		(\$2,856,395.00)	\$0.00	(\$2,856,395.00)	(\$324,959.96)	\$0.00	(\$3,339,639.23)	\$483,244.23	
Grand Totals									
REVENUE TOTALS		.00	.00	.00	.00	.00	.00	.00	+++
EXPENSE TOTALS		2,856,395.00	.00	2,856,395.00	324,959.96	.00	3,339,639.23	(483,244.23)	117%
Grand Totals		(\$2,856,395.00)	\$0.00	(\$2,856,395.00)	(\$324,959.96)	\$0.00	(\$3,339,639.23)	\$483,244.23	



Budget Performance Report

Date Range 12/01/22 - 11/30/23

Include Rollup Account and Rollup to Account

Account	Account Description	Adopted Budget	Budget Amendments	Amended Budget	Current Month Transactions	YTD Encumbrances	YTD Transactions	Budget - YTD Transactions	% Used/ Rec'd
Fund 001 - General Fund									
EXPENSE									
Department 380 - Sheriff									
Sub-Department 380 - Sheriff									
40000	Salaries and Wages	10,841,693.00	.00	10,841,693.00	1,274,041.23	.00	11,928,198.47	(1,086,505.47)	110
40002	Non-Union Wage Increase	43,753.00	.00	43,753.00	.00	.00	.00	43,753.00	0
40200	Overtime Salaries	593,750.00	77,900.00	671,650.00	98,675.52	.00	808,737.54	(137,087.54)	120
40320	Merit Employee Longevity	152,628.00	.00	152,628.00	12,666.65	.00	120,004.30	32,623.70	79
45000	Healthcare Contribution	1,910,113.00	.00	1,910,113.00	155,405.70	.00	1,804,280.65	105,832.35	94
45010	Dental Contribution	48,612.00	.00	48,612.00	4,240.92	.00	48,712.63	(100.63)	100
45400	Uniform Allowance	149,600.00	.00	149,600.00	68,850.00	.00	137,700.00	11,900.00	92
50150	Contractual/Consulting Services	97,820.00	(25,000.00)	72,820.00	13,184.80	.00	155,349.08	(82,529.08)	213
50210	Medical/Dental/Hospital Services	15,000.00	.00	15,000.00	1,986.00	.00	19,791.36	(4,791.36)	132
50290	Investigations	.00	.00	.00	1,268.53	.00	9,276.24	(9,276.24)	+++
50300	Extradition Costs	30,000.00	.00	30,000.00	1,059.64	.00	63,479.72	(33,479.72)	212
50340	Software Licensing Cost	.00	.00	.00	.00	4,922.95	1,299.15	(6,222.10)	+++
52140	Repairs and Maint- Copiers	11,000.00	.00	11,000.00	650.00	.00	16,917.04	(5,917.04)	154
52150	Repairs and Maint- Comm Equip	4,200.00	.00	4,200.00	422.26	.00	17,220.28	(13,020.28)	410
52160	Repairs and Maint- Equipment	2,000.00	.00	2,000.00	.00	36,101.00	231.07	(34,332.07)	1817
52230	Repairs and Maint- Vehicles	165,000.00	.00	165,000.00	32,944.38	72,360.00	205,299.35	(112,659.35)	168
53110	Employee Training	75,000.00	.00	75,000.00	22,745.75	.00	153,745.30	(78,745.30)	205
53150	Pre-Employ Drug Testing and Labs	.00	.00	.00	.00	.00	750.50	(750.50)	+++
60000	Office Supplies	10,000.00	.00	10,000.00	3,524.48	12,080.30	9,911.80	(11,992.10)	220
60010	Operating Supplies	55,000.00	.00	55,000.00	7,067.27	.00	159,120.70	(104,120.70)	289
60020	Computer Related Supplies	.00	.00	.00	.00	422.41	.00	(422.41)	+++
60180	S.W.A.T. Supplies	50,000.00	.00	50,000.00	4,079.60	.00	68,932.43	(18,932.43)	138
60190	Bomb Squad Supplies	50,000.00	.00	50,000.00	44,060.82	.00	49,839.49	160.51	100
60210	Uniform Supplies	20,000.00	.00	20,000.00	3,667.41	.00	41,751.19	(21,751.19)	209
60220	Weapons and Ammunition	35,000.00	.00	35,000.00	.00	.00	50,995.84	(15,995.84)	146
63040	Fuel- Vehicles	400,000.00	.00	400,000.00	77,265.93	.00	501,253.47	(101,253.47)	125
70070	Automotive Equipment	.00	.00	.00	.00	121,267.00	.00	(121,267.00)	+++
99001	Transfer to Fund 001	5,826.00	.00	5,826.00	.00	.00	5,826.00	.00	100
Sub-Department 380 - Sheriff Totals		\$14,765,995.00	\$52,900.00	\$14,818,895.00	\$1,827,806.89	\$247,153.66	\$16,378,623.60	(\$1,806,882.26)	112%
Department 380 - Sheriff Totals		\$14,765,995.00	\$52,900.00	\$14,818,895.00	\$1,827,806.89	\$247,153.66	\$16,378,623.60	(\$1,806,882.26)	112%
EXPENSE TOTALS		\$14,765,995.00	\$52,900.00	\$14,818,895.00	\$1,827,806.89	\$247,153.66	\$16,378,623.60	(\$1,806,882.26)	112%
Fund 001 - General Fund Totals									
REVENUE TOTALS		.00	.00	.00	.00	.00	.00	.00	+++
EXPENSE TOTALS		14,765,995.00	52,900.00	14,818,895.00	1,827,806.89	247,153.66	16,378,623.60	(1,806,882.26)	112%
Fund 001 - General Fund Totals		(\$14,765,995.00)	(\$52,900.00)	(\$14,818,895.00)	(\$1,827,806.89)	(\$247,153.66)	(\$16,378,623.60)	\$1,806,882.26	



Budget Performance Report

Date Range 12/01/22 - 11/30/23

Include Rollup Account and Rollup to Account

Grand Totals									
REVENUE TOTALS	.00	.00	.00	.00	.00	.00	.00	.00	+++
EXPENSE TOTALS	14,765,995.00	52,900.00	14,818,895.00	1,827,806.89	247,153.66	16,378,623.60	(1,806,882.26)	112%	
Grand Totals	(\$14,765,995.00)	(\$52,900.00)	(\$14,818,895.00)	(\$1,827,806.89)	(\$247,153.66)	(\$16,378,623.60)	\$1,806,882.26		



Budget Performance Report

Date Range 12/01/22 - 11/30/23

Include Rollup Account and Rollup to Account

Account	Account Description	Adopted Budget	Budget Amendments	Amended Budget	Current Month Transactions	YTD Encumbrances	YTD Transactions	Budget - YTD Transactions	% Used/ Rec'd
Fund 001 - General Fund									
REVENUE									
Department 380 - Sheriff									
Sub-Department 000 - Revenues									
32220	State Alien Assistance Grant	100,000.00	.00	100,000.00	210,660.00	.00	426,046.00	(326,046.00)	426
32650	Justice Assistance Grant	20,000.00	.00	20,000.00	.00	.00	16,401.00	3,599.00	82
32719	CLEPD Grant	.00	.00	.00	12,383.99	.00	78,214.31	(78,214.31)	+++
33900	Miscellaneous Grants	22,000.00	.00	22,000.00	4,150.70	.00	8,167.53	13,832.47	37
34350	Detail Fees	185,000.00	.00	185,000.00	52,060.00	.00	577,631.16	(392,631.16)	312
34360	Net Civil Processing Fees	325,000.00	.00	325,000.00	14,554.00	.00	209,344.50	115,655.50	64
34370	Chancery Foreclosure Fees	110,000.00	.00	110,000.00	18,200.00	.00	175,800.00	(65,800.00)	160
34380	Body Writ Fees	18,000.00	.00	18,000.00	994.00	.00	11,286.50	6,713.50	63
34390	Accident Copy Fees	4,000.00	.00	4,000.00	748.50	.00	5,515.00	(1,515.00)	138
34400	Weekend Prisoner Fees	6,000.00	.00	6,000.00	.00	.00	4,339.77	1,660.23	72
34430	Inmate Telephone Fees- AJF	250,000.00	.00	250,000.00	18,633.43	.00	222,612.20	27,387.80	89
34440	Fingerprinting Fees	2,500.00	.00	2,500.00	300.00	.00	2,520.00	(20.00)	101
34450	Bond Fees	1,000.00	.00	1,000.00	2,900.00	.00	86,005.05	(85,005.05)	8601
34470	Court Security Fees	600,000.00	.00	600,000.00	47,688.67	.00	606,205.92	(6,205.92)	101
34490	Electronic Monitoring Fees	60,000.00	.00	60,000.00	6,671.19	.00	66,796.47	(6,796.47)	111
35900	Miscellaneous Fees	5,000.00	.00	5,000.00	.00	.00	550.00	4,450.00	11
36060	Traffic Violation Fines	100,000.00	.00	100,000.00	3,944.45	.00	69,342.09	30,657.91	69
36080	Eviction Fines	5,000.00	.00	5,000.00	11,862.00	.00	71,091.00	(66,091.00)	1422
37060	Prisoner Transfer Reimbursement	3,000.00	.00	3,000.00	.00	.00	4,920.00	(1,920.00)	164
37085	Sheriff Salary Reimbursement	106,656.00	.00	106,656.00	17,776.00	.00	106,656.00	.00	100
37130	Emergency Mgmt Reimbursement	90,000.00	(90,000.00)	.00	.00	.00	98,831.71	(98,831.71)	+++
37240	Sheriff Training Reimbursement	15,000.00	.00	15,000.00	.00	.00	49,455.00	(34,455.00)	330
37500	Board and Care Reimbursements	1,000,000.00	.00	1,000,000.00	.00	.00	153,900.00	846,100.00	15
37625	Overtime Reimbursement	30,000.00	.00	30,000.00	8,873.22	.00	11,978.10	18,021.90	40
37900	Miscellaneous Reimbursement	80,000.00	.00	80,000.00	77.00	.00	112,113.62	(32,113.62)	140
38530	Auction Sales	20,000.00	.00	20,000.00	.00	.00	40,793.00	(20,793.00)	204
39305	Transfer from Fund 305	.00	77,900.00	77,900.00	.00	.00	2,085.48	75,814.52	3
Sub-Department 000 - Revenues Totals		\$3,158,156.00	(\$12,100.00)	\$3,146,056.00	\$432,477.15	\$0.00	\$3,218,601.41	(\$72,545.41)	102%
Department 380 - Sheriff Totals		\$3,158,156.00	(\$12,100.00)	\$3,146,056.00	\$432,477.15	\$0.00	\$3,218,601.41	(\$72,545.41)	102%
REVENUE TOTALS		\$3,158,156.00	(\$12,100.00)	\$3,146,056.00	\$432,477.15	\$0.00	\$3,218,601.41	(\$72,545.41)	102%
Fund 001 - General Fund Totals									
REVENUE TOTALS		3,158,156.00	(12,100.00)	3,146,056.00	432,477.15	.00	3,218,601.41	(72,545.41)	102%
EXPENSE TOTALS		.00	.00	.00	.00	.00	.00	.00	+++
Fund 001 - General Fund Totals		\$3,158,156.00	(\$12,100.00)	\$3,146,056.00	\$432,477.15	\$0.00	\$3,218,601.41	(\$72,545.41)	

Grand Totals



Budget Performance Report

Date Range 12/01/22 - 11/30/23

Include Rollup Account and Rollup to Account

REVENUE TOTALS	3,158,156.00	(12,100.00)	3,146,056.00	432,477.15	.00	3,218,601.41	(72,545.41)	102%
EXPENSE TOTALS	.00	.00	.00	.00	.00	.00	.00	+++
Grand Totals	\$3,158,156.00	(\$12,100.00)	\$3,146,056.00	\$432,477.15	\$0.00	\$3,218,601.41	(\$72,545.41)	



Budget Performance Report

Date Range 12/01/23 - 01/02/24

Include Rollup Account and Rollup to Account

Account	Account Description	Adopted Budget	Budget Amendments	Amended Budget	Current Month Transactions	YTD Encumbrances	YTD Transactions	Budget - YTD Transactions	% Used/ Rec'd
Fund 001 - General Fund									
EXPENSE									
Department 380 - Sheriff									
Sub-Department 382 - Adult Corrections									
40000	Salaries and Wages	10,713,696.00	.00	10,713,696.00	.00	.00	278,603.87	10,435,092.13	3
40006	Union Wage Increase	151,211.00	.00	151,211.00	.00	.00	.00	151,211.00	0
40200	Overtime Salaries	569,137.00	.00	569,137.00	.00	.00	11,527.42	557,609.58	2
40320	Merit Employee Longevity	344,232.00	.00	344,232.00	.00	.00	.00	344,232.00	0
40400	Reduction in Budget Request - Salaries	(1,000,000.00)	.00	(1,000,000.00)	.00	.00	.00	(1,000,000.00)	0
45400	Uniform Allowance	169,500.00	.00	169,500.00	.00	.00	.00	169,500.00	0
50210	Medical/Dental/Hospital Services	3,300,000.00	.00	3,300,000.00	.00	.00	590.00	3,299,410.00	0
52000	Disposal and Water Softener Svcs	21,290.00	.00	21,290.00	.00	.00	.00	21,290.00	0
52150	Repairs and Maint- Comm Equip	4,500.00	.00	4,500.00	.00	.00	.00	4,500.00	0
52160	Repairs and Maint- Equipment	10,000.00	.00	10,000.00	.00	.00	.00	10,000.00	0
53110	Employee Training	60,000.00	.00	60,000.00	.00	.00	14,136.00	45,864.00	24
60000	Office Supplies	1,350.00	.00	1,350.00	.00	.00	.00	1,350.00	0
60010	Operating Supplies	105,000.00	.00	105,000.00	.00	.00	2,816.33	102,183.67	3
60210	Uniform Supplies	20,000.00	.00	20,000.00	.00	.00	1,392.41	18,607.59	7
60220	Weapons and Ammunition	15,000.00	.00	15,000.00	.00	.00	8,875.00	6,125.00	59
60230	Food	1,067,188.00	.00	1,067,188.00	.00	.00	28,123.56	1,039,064.44	3
60240	Clothing Supplies	25,000.00	.00	25,000.00	.00	.00	1,172.32	23,827.68	5
Sub-Department 382 - Adult Corrections Totals		\$15,577,104.00	\$0.00	\$15,577,104.00	\$0.00	\$0.00	\$347,236.91	\$15,229,867.09	2%
Department 380 - Sheriff Totals		\$15,577,104.00	\$0.00	\$15,577,104.00	\$0.00	\$0.00	\$347,236.91	\$15,229,867.09	2%
EXPENSE TOTALS		\$15,577,104.00	\$0.00	\$15,577,104.00	\$0.00	\$0.00	\$347,236.91	\$15,229,867.09	2%
Fund 001 - General Fund Totals									
REVENUE TOTALS		.00	.00	.00	.00	.00	.00	.00	+++
EXPENSE TOTALS		15,577,104.00	.00	15,577,104.00	.00	.00	347,236.91	15,229,867.09	2%
Fund 001 - General Fund Totals		(\$15,577,104.00)	\$0.00	(\$15,577,104.00)	\$0.00	\$0.00	(\$347,236.91)	(\$15,229,867.09)	
Grand Totals									
REVENUE TOTALS		.00	.00	.00	.00	.00	.00	.00	+++
EXPENSE TOTALS		15,577,104.00	.00	15,577,104.00	.00	.00	347,236.91	15,229,867.09	2%
Grand Totals		(\$15,577,104.00)	\$0.00	(\$15,577,104.00)	\$0.00	\$0.00	(\$347,236.91)	(\$15,229,867.09)	



Budget Performance Report

Date Range 12/01/23 - 01/02/24

Include Rollup Account and Rollup to Account

Account	Account Description	Adopted Budget	Budget Amendments	Amended Budget	Current Month Transactions	YTD Encumbrances	YTD Transactions	Budget - YTD Transactions	% Used/ Rec'd
Fund 001 - General Fund									
EXPENSE									
Department 380 - Sheriff									
Sub-Department 400 - Court Security									
40000	Salaries and Wages	2,540,630.00	.00	2,540,630.00	.00	.00	65,413.16	2,475,216.84	3
40006	Union Wage Increase	101,182.00	.00	101,182.00	.00	.00	.00	101,182.00	0
40200	Overtime Salaries	128,110.00	.00	128,110.00	.00	.00	3,163.26	124,946.74	2
40310	Bond Call	24,000.00	.00	24,000.00	.00	.00	.00	24,000.00	0
45400	Uniform Allowance	60,000.00	.00	60,000.00	.00	.00	.00	60,000.00	0
50150	Contractual/Consulting Services	16,100.00	.00	16,100.00	.00	.00	.00	16,100.00	0
52150	Repairs and Maint- Comm Equip	15,000.00	.00	15,000.00	.00	.00	.00	15,000.00	0
52160	Repairs and Maint- Equipment	50,000.00	.00	50,000.00	.00	.00	.00	50,000.00	0
53100	Conferences and Meetings	1,000.00	.00	1,000.00	.00	.00	.00	1,000.00	0
53110	Employee Training	25,000.00	.00	25,000.00	.00	.00	.00	25,000.00	0
53120	Employee Mileage Expense	1,000.00	.00	1,000.00	.00	.00	.00	1,000.00	0
53150	Pre-Employ Drug Testing and Labs	5,000.00	.00	5,000.00	.00	.00	.00	5,000.00	0
53160	Pre-Employment Physicals	5,000.00	.00	5,000.00	.00	.00	2,258.00	2,742.00	45
60000	Office Supplies	4,200.00	.00	4,200.00	.00	.00	.00	4,200.00	0
60010	Operating Supplies	15,590.00	.00	15,590.00	.00	.00	.00	15,590.00	0
60080	Employee Recognition Supplies	1,500.00	.00	1,500.00	.00	.00	.00	1,500.00	0
60210	Uniform Supplies	30,000.00	.00	30,000.00	.00	.00	175.94	29,824.06	1
60220	Weapons and Ammunition	20,000.00	.00	20,000.00	.00	.00	.00	20,000.00	0
60250	Medical Supplies and Drugs	1,200.00	.00	1,200.00	.00	.00	.00	1,200.00	0
64000	Telephone	5,500.00	.00	5,500.00	.00	.00	.00	5,500.00	0
Sub-Department 400 - Court Security Totals		\$3,050,012.00	\$0.00	\$3,050,012.00	\$0.00	\$0.00	\$71,010.36	\$2,979,001.64	2%
Department 380 - Sheriff Totals		\$3,050,012.00	\$0.00	\$3,050,012.00	\$0.00	\$0.00	\$71,010.36	\$2,979,001.64	2%
EXPENSE TOTALS		\$3,050,012.00	\$0.00	\$3,050,012.00	\$0.00	\$0.00	\$71,010.36	\$2,979,001.64	2%
Fund 001 - General Fund Totals									
REVENUE TOTALS		.00	.00	.00	.00	.00	.00	.00	+++
EXPENSE TOTALS		3,050,012.00	.00	3,050,012.00	.00	.00	71,010.36	2,979,001.64	2%
Fund 001 - General Fund Totals		(\$3,050,012.00)	\$0.00	(\$3,050,012.00)	\$0.00	\$0.00	(\$71,010.36)	(\$2,979,001.64)	
Grand Totals									
REVENUE TOTALS		.00	.00	.00	.00	.00	.00	.00	+++
EXPENSE TOTALS		3,050,012.00	.00	3,050,012.00	.00	.00	71,010.36	2,979,001.64	2%
Grand Totals		(\$3,050,012.00)	\$0.00	(\$3,050,012.00)	\$0.00	\$0.00	(\$71,010.36)	(\$2,979,001.64)	



Budget Performance Report

Date Range 12/01/23 - 01/02/24

Include Rollup Account and Rollup to Account

Account	Account Description	Adopted Budget	Budget Amendments	Amended Budget	Current Month Transactions	YTD Encumbrances	YTD Transactions	Budget - YTD Transactions	% Used/ Rec'd
Fund 001 - General Fund									
EXPENSE									
Department 380 - Sheriff									
Sub-Department 380 - Sheriff									
40000	Salaries and Wages	11,115,510.00	.00	11,115,510.00	.00	.00	308,596.56	10,806,913.44	3
40002	Non-Union Wage Increase	1.00	.00	1.00	.00	.00	.00	1.00	0
40006	Union Wage Increase	326,951.00	.00	326,951.00	.00	.00	.00	326,951.00	0
40200	Overtime Salaries	591,973.00	.00	591,973.00	.00	.00	10,749.42	581,223.58	2
40320	Merit Employee Longevity	152,628.00	.00	152,628.00	.00	.00	.00	152,628.00	0
45400	Uniform Allowance	149,600.00	.00	149,600.00	.00	.00	.00	149,600.00	0
50150	Contractual/Consulting Services	97,820.00	.00	97,820.00	.00	.00	29,235.00	68,585.00	30
50210	Medical/Dental/Hospital Services	15,000.00	.00	15,000.00	.00	.00	883.00	14,117.00	6
50300	Extradition Costs	30,000.00	.00	30,000.00	.00	.00	.00	30,000.00	0
52140	Repairs and Maint- Copiers	11,000.00	.00	11,000.00	.00	.00	595.31	10,404.69	5
52150	Repairs and Maint- Comm Equip	4,200.00	.00	4,200.00	.00	.00	.00	4,200.00	0
52160	Repairs and Maint- Equipment	2,000.00	.00	2,000.00	.00	.00	1,196.00	804.00	60
52230	Repairs and Maint- Vehicles	165,000.00	.00	165,000.00	.00	.00	4,448.13	160,551.87	3
53110	Employee Training	75,000.00	.00	75,000.00	.00	.00	4,988.00	70,012.00	7
60000	Office Supplies	10,000.00	.00	10,000.00	.00	.00	.00	10,000.00	0
60010	Operating Supplies	55,000.00	.00	55,000.00	.00	.00	2,470.40	52,529.60	4
60180	S.W.A.T. Supplies	50,000.00	.00	50,000.00	.00	52,110.00	.00	(2,110.00)	104
60190	Bomb Squad Supplies	50,000.00	.00	50,000.00	.00	.00	.00	50,000.00	0
60210	Uniform Supplies	20,000.00	.00	20,000.00	.00	.00	139.54	19,860.46	1
60220	Weapons and Ammunition	35,000.00	.00	35,000.00	.00	.00	.00	35,000.00	0
63040	Fuel- Vehicles	400,000.00	.00	400,000.00	.00	.00	9,132.87	390,867.13	2
Sub-Department 380 - Sheriff Totals		\$13,356,683.00	\$0.00	\$13,356,683.00	\$0.00	\$52,110.00	\$372,434.23	\$12,932,138.77	3%
Department 380 - Sheriff Totals		\$13,356,683.00	\$0.00	\$13,356,683.00	\$0.00	\$52,110.00	\$372,434.23	\$12,932,138.77	3%
EXPENSE TOTALS		\$13,356,683.00	\$0.00	\$13,356,683.00	\$0.00	\$52,110.00	\$372,434.23	\$12,932,138.77	3%
Fund 001 - General Fund Totals									
REVENUE TOTALS		.00	.00	.00	.00	.00	.00	.00	+++
EXPENSE TOTALS		13,356,683.00	.00	13,356,683.00	.00	52,110.00	372,434.23	12,932,138.77	3%
Fund 001 - General Fund Totals		(\$13,356,683.00)	\$0.00	(\$13,356,683.00)	\$0.00	(\$52,110.00)	(\$372,434.23)	(\$12,932,138.77)	
Grand Totals									
REVENUE TOTALS		.00	.00	.00	.00	.00	.00	.00	+++
EXPENSE TOTALS		13,356,683.00	.00	13,356,683.00	.00	52,110.00	372,434.23	12,932,138.77	3%
Grand Totals		(\$13,356,683.00)	\$0.00	(\$13,356,683.00)	\$0.00	(\$52,110.00)	(\$372,434.23)	(\$12,932,138.77)	



Budget Performance Report

Date Range 12/01/23 - 01/02/24

Include Rollup Account and Rollup to Account

Account	Account Description	Adopted Budget	Budget Amendments	Amended Budget	Current Month Transactions	YTD Encumbrances	YTD Transactions	Budget - YTD Transactions	% Used/ Rec'd
Fund 001 - General Fund									
REVENUE									
Department 380 - Sheriff									
Sub-Department 000 - Revenues									
32220	State Alien Assistance Grant	100,000.00	.00	100,000.00	.00	.00	.00	100,000.00	0
32650	Justice Assistance Grant	20,000.00	.00	20,000.00	.00	.00	.00	20,000.00	0
32880	NACCHO PHAB Grant	.00	.00	.00	.00	.00	2,500.00	(2,500.00)	+++
33900	Miscellaneous Grants	22,000.00	.00	22,000.00	.00	.00	.00	22,000.00	0
34350	Detail Fees	185,000.00	.00	185,000.00	.00	.00	10,515.00	174,485.00	6
34360	Net Civil Processing Fees	325,000.00	.00	325,000.00	.00	.00	.00	325,000.00	0
34370	Chancery Foreclosure Fees	110,000.00	.00	110,000.00	.00	.00	.00	110,000.00	0
34380	Body Writ Fees	18,000.00	.00	18,000.00	.00	.00	.00	18,000.00	0
34390	Accident Copy Fees	4,000.00	.00	4,000.00	.00	.00	.00	4,000.00	0
34400	Weekend Prisoner Fees	6,000.00	.00	6,000.00	.00	.00	.00	6,000.00	0
34430	Inmate Telephone Fees- AJF	250,000.00	.00	250,000.00	.00	.00	.00	250,000.00	0
34440	Fingerprinting Fees	2,500.00	.00	2,500.00	.00	.00	.00	2,500.00	0
34450	Bond Fees	1,000.00	.00	1,000.00	.00	.00	.00	1,000.00	0
34470	Court Security Fees	600,000.00	.00	600,000.00	.00	.00	.00	600,000.00	0
34490	Electronic Monitoring Fees	60,000.00	.00	60,000.00	.00	.00	.00	60,000.00	0
35900	Miscellaneous Fees	5,000.00	.00	5,000.00	.00	.00	375.00	4,625.00	8
36060	Traffic Violation Fines	100,000.00	.00	100,000.00	.00	.00	.00	100,000.00	0
36080	Eviction Fines	5,000.00	.00	5,000.00	.00	.00	.00	5,000.00	0
37060	Prisoner Transfer Reimbursement	3,000.00	.00	3,000.00	.00	.00	.00	3,000.00	0
37085	Sheriff Salary Reimbursement	106,656.00	.00	106,656.00	.00	.00	.00	106,656.00	0
37240	Sheriff Training Reimbursement	15,000.00	.00	15,000.00	.00	.00	.00	15,000.00	0
37500	Board and Care Reimbursements	500,000.00	.00	500,000.00	.00	.00	.00	500,000.00	0
37625	Overtime Reimbursement	30,000.00	.00	30,000.00	.00	.00	.00	30,000.00	0
37900	Miscellaneous Reimbursement	80,000.00	.00	80,000.00	.00	.00	.00	80,000.00	0
38530	Auction Sales	20,000.00	.00	20,000.00	.00	.00	8,991.00	11,009.00	45
Sub-Department 000 - Revenues Totals		\$2,568,156.00	\$0.00	\$2,568,156.00	\$0.00	\$0.00	\$22,381.00	\$2,545,775.00	1%
Department 380 - Sheriff Totals		\$2,568,156.00	\$0.00	\$2,568,156.00	\$0.00	\$0.00	\$22,381.00	\$2,545,775.00	1%
REVENUE TOTALS		\$2,568,156.00	\$0.00	\$2,568,156.00	\$0.00	\$0.00	\$22,381.00	\$2,545,775.00	1%
Fund 001 - General Fund Totals									
REVENUE TOTALS		2,568,156.00	.00	2,568,156.00	.00	.00	22,381.00	2,545,775.00	1%
EXPENSE TOTALS		.00	.00	.00	.00	.00	.00	.00	+++
Fund 001 - General Fund Totals		\$2,568,156.00	\$0.00	\$2,568,156.00	\$0.00	\$0.00	\$22,381.00	\$2,545,775.00	
Grand Totals									
REVENUE TOTALS		2,568,156.00	.00	2,568,156.00	.00	.00	22,381.00	2,545,775.00	1%
EXPENSE TOTALS		.00	.00	.00	.00	.00	.00	.00	+++



Budget Performance Report

Date Range 12/01/23 - 01/02/24

Include Rollup Account and Rollup to Account

Grand Totals	\$2,568,156.00	\$0.00	\$2,568,156.00	\$0.00	\$0.00	\$22,381.00	\$2,545,775.00
--------------	----------------	--------	----------------	--------	--------	-------------	----------------

Transaction - Last month

12/1/2023 through 12/31/2023

1/2/2024

Page 1

Date	Account	Num	Description	Memo	Category	Tag	Tax Item	Clr	Amount
BALANCE 11/30/2023									97,976.51
12/1/2023	Canteen C...	EFT	Tractor Sup...Chicken fe...	Misc					-51.98
12/1/2023	Canteen C...	8917	Aramark	Inv# 1427	Trustee Bags				-1,266.82
12/1/2023	Canteen C...	8918	Kane Count...	Oct 2023	Misc				-1,817.54
12/1/2023	Canteen C...	DEP	Detainee F...	EHM Fees	Misc				150.00
12/1/2023	Canteen C...	EFT	Amazon.com	Detainee	Misc				-251.15
12/1/2023	Canteen C...	EFT	Amazon.com	Detainee	Misc				-61.89
12/1/2023	Canteen C...	EFT	Comcast	Act# 2132...	Utilities:Ca...				-120.46
12/1/2023	Canteen C...	EFT	Comcast	Act# 234...	Utilities:Ca...				-125.18
12/6/2023	Canteen C...	EFT	UpS	Inv# 559F...	Service Ch...				-230.42
12/6/2023	Canteen C...	EFT	Warehouse...	INV# 5624...	Office Supp...				-248.07
12/6/2023	Canteen C...	EFT	Sysco	Supplies f...	Detainee Pr...				-1,811.20
12/6/2023	Canteen C...	8919	Porfirio Ro...	Chef's Cla...	Detainee Pr...				-150.00
12/6/2023	Canteen C...	8921	Association...	Inv# 58686	Service Ch...				-2,083.33
12/6/2023	Canteen C...	8922	Language L...	Inv# 1115...	Translator				-246.66
12/6/2023	Canteen C...	DEP	Aramark	Comm 11-...	Commissar...				4,408.93
12/6/2023	Canteen C...	DEP	Detainee F...	EHM Fees	Misc				150.00
12/6/2023	Canteen C...	EFT	Amazon.com	Arabic bo...	Misc				-49.12
12/6/2023	Canteen C...	EFT	Walmart	Shoes for ...	Misc				-27.98
12/7/2023	Canteen C...	8923	Aramark	Inv# 1430	Trustee Bags				-1,058.48
12/7/2023	Canteen C...	EFT	Amazon.com	replaceme...	Misc				-77.00
12/7/2023	Canteen C...	8924	Luis Aguirre	Reimb for ...	Misc				-78.99
12/7/2023	Canteen C...	DEP	SSA	Dec 2023 ...	Social Secu...				400.00
12/8/2023	Canteen C...	DEP	DETAINEE ...	Clearing a...	Misc				1,203.83
12/8/2023	Canteen C...	DEP	Aramark	Comm 11-...	Commissar...				4,255.63
12/11/2023	Canteen C...	8926	Porfirio Ro...	Chef's Cla...	Detainee Pr...				-75.00
12/18/2023	Canteen C...	EFT	Uber	Detainee ...	Service Ch...				-20.95
12/18/2023	Canteen C...	EFT	Uber	Detainee ...	Service Ch...				-5.02
12/20/2023	Canteen C...	8927	Porfirio Ro...	Chef's Cla...	Detainee Pr...				-150.00
12/31/2023	Canteen C...	DEP	Bank Interest	Bank inter...					4.25
12/1/2023 - 12/31/2023									565.40
BALANCE 12/31/2023									98,541.91
TOTAL INFLOWS									10,572.64
TOTAL OUTFLOWS									-10,007.24
NET TOTAL									565.40

Kane County Sheriff's Office



37W755 IL Rt 38 • St Charles, IL 60175
Tel: (630) 232-6840 • Fax: (630) 513-6984
www.KaneSheriff.com

Ron Hain, Sheriff

Amy Johnson, Undersheriff

Sheriff's Office Fees

December 2023

CATEGORY	AMOUNT
ACCIDENT/COPY	\$593.50
BODY WRIT	\$326.50
BOND FEES	\$4,500.00
CHANCERY FORECLOSURE FEES	\$19,600.00
EVICITION FEES	\$10,020.50
ELECTRONIC HOME MONITORING	\$12,747.15
FINGERPRINTING FEES	\$180.00
MISCELLANEOUS FEES	\$0.00
MISCELLANEOUS REIMBURSEMENT	\$460.00
NET CIVIL PROCESSING FEES	\$11,208.00
TOTAL AMOUNT OF FEES	<u>\$59,635.65</u>

Report prepared by: Alicia Dominguez, CFO

Offline Bank Accounts Kane County Sheriff's Office

FUNDRAISING ACCOUNT

Current assets:	1/2/2024	
Bomb	\$	1,460.64
C.O.P.	\$	475.35
F.A.T.S./ Range	\$	3,577.39
Honor Guard	\$	291.41
K-9	\$	15,791.52
SWAT	\$	610.17
Explorer Program	\$	2,243.23
Total current assets	\$	24,449.71

AGENCY ACCOUNT

Current assets:	1/2/2024	
Article 36	\$	2,932.52
DUI	\$	19,397.71
E-Citation	\$	3,821.82
Escrow (Custodial Account)	\$	1,445,525.13
FTA	\$	2,850.27
Vehicle Maintenance	\$	498.51
Total current assets	\$	29,500.83

SHF DRUG ACCOUNTS

Current assets:	1/2/2024	
Drug Local	\$	-
Money Laundering	\$	64.09
Pending Asset Forfeitures	\$	440,727.00
Total current assets	\$	440,791.09

SHF ACCOUNT BALANCES

Current assets:	1/2/2024	
New Vehicle Fund (FY24)	\$	500,000.00
Cannabis Fund	\$	7,852.60
Treasury	\$	5,667.65
DOJ	\$	1,598.87

STATE OF ILLINOIS)

SS.

COUNTY OF KANE)

REPORT NO. TMP-24-1758

MONTHLY REPORT (ATTACHED)

COUNTY OF KANE

L. Robert Russell
KANE COUNTY CORONER
 37W699 IL Route 38
 St. Charles, Illinois 60175



Phone 630-232-3535
 Fax 630-232-3431
 Website: www.co.kane.il

December Comparisons

	2022	2023
TOTAL REPORTED CASES	329	331
RTM	290	296
Sign Outs	17	18
Inquest/SOU	20	17
Homicide	2	1
Motor Vehicle	4	1
Suicide	4	1
Other/Overdose	10	14
TOTAL NUMBER OF COVID-19 DEATHS	16	8
TOTAL NUMBER OF AUTOPSIES CONDUCTED (SO, SOU, INQ)	25	24
TOTAL NUMBER OF TOXICOLOGIES CONDUCTED (SO, SOU, INQ)	29	29

Return To Medical: Reported natural deaths in which the death certificate is signed by the physician and requires minimal investigation by the Coroner's Office.

Sign Out: Reported natural deaths in which there is no attending physician available to sign the death certificate but there is documented medical history. These cases require moderate investigation by the Coroner's Office and may require that toxicology and/or an autopsy be conducted.

SOU: Reported deaths of a suspicious or unusual nature that require intensive and in-depth investigation by the Coroner's Office to determine the cause of death and the manner of death is determined by the Coroner. These cases usually require toxicology and/or an autopsy to be conducted.

Inquest: Reported deaths of a suspicious or unusual nature that require an intensive and in-depth investigation. The Coroner's Office is responsible for determining the cause of death and the manner of death is determined by a jury. These cases usually require toxicology and/or an autopsy to be conducted.

STATE OF ILLINOIS)

SS.

COUNTY OF KANE)

REPORT NO. TMP-24-1779

MONTHLY REPORT (ATTACHED)



SAO Through November for JPS Committee- Not Final

Fiscal Year to Date 11/30/23
Include Rollup Account and Rollup to Account

Account	Account Description	Adopted Budget	Budget Amendments	Amended Budget	Current Month Transactions	YTD Encumbrances	YTD Transactions	Budget - YTD Transactions	% Used/ Rec'd
Fund 001 - General Fund									
REVENUE									
<i>Grants</i>									
32095	JJC Council Grant	59,072.00	.00	59,072.00	.00	.00	15,526.66	43,545.34	26
32155	SAMHSA CDSP Grant	347,283.00	.00	347,283.00	88,951.67	.00	208,488.41	138,794.59	60
32275	COSSAP Grant	400,396.00	.00	400,396.00	19,830.15	.00	289,158.13	111,237.87	72
33636	SAO ARPA Grant	132,895.00	.00	132,895.00	.00	.00	822.99	132,072.01	1
	<i>Grants Totals</i>	<u>\$939,646.00</u>	<u>\$0.00</u>	<u>\$939,646.00</u>	<u>\$108,781.82</u>	<u>\$0.00</u>	<u>\$513,996.19</u>	<u>\$425,649.81</u>	<u>55%</u>
<i>Charges for Services</i>									
34250	State's Atty Prosecution Fees	250,000.00	.00	250,000.00	37,538.41	.00	448,340.94	(198,340.94)	179
35010	Default Fees	.00	.00	.00	3,898.36	.00	55,277.98	(55,277.98)	+++
35230	DV Diversion Program Fee	65,000.00	.00	65,000.00	5,383.64	.00	76,718.48	(11,718.48)	118
35270	Drug Testing Administrative Fee	7,500.00	.00	7,500.00	718.68	.00	9,203.50	(1,703.50)	123
35280	Drug Diversion Program Fee	80,000.00	.00	80,000.00	2,632.09	.00	38,659.79	41,340.21	48
35345	Deferred Prosecution	60,000.00	.00	60,000.00	11,276.11	.00	115,065.04	(55,065.04)	192
35350	D/A Deferred Prosecution	.00	.00	.00	644.78	.00	1,366.00	(1,366.00)	+++
35900	Miscellaneous Fees	500.00	.00	500.00	53.50	.00	341.60	158.40	68
	<i>Charges for Services Totals</i>	<u>\$463,000.00</u>	<u>\$0.00</u>	<u>\$463,000.00</u>	<u>\$62,145.57</u>	<u>\$0.00</u>	<u>\$744,973.33</u>	<u>(\$281,973.33)</u>	<u>161%</u>
<i>Fines</i>									
36000	State's Attorney Fines	250,000.00	.00	250,000.00	23,567.13	.00	304,657.64	(54,657.64)	122
36010	Bond Forfeiture Fines	25,000.00	.00	25,000.00	5,895.00	.00	189,156.50	(164,156.50)	757
	<i>Fines Totals</i>	<u>\$275,000.00</u>	<u>\$0.00</u>	<u>\$275,000.00</u>	<u>\$29,462.13</u>	<u>\$0.00</u>	<u>\$493,814.14</u>	<u>(\$218,814.14)</u>	<u>180%</u>
<i>Reimbursements</i>									
37030	States Atty Salary Reimbursement	192,000.00	.00	192,000.00	34,934.24	.00	203,816.96	(11,816.96)	106
	<i>Reimbursements Totals</i>	<u>\$192,000.00</u>	<u>\$0.00</u>	<u>\$192,000.00</u>	<u>\$34,934.24</u>	<u>\$0.00</u>	<u>\$203,816.96</u>	<u>(\$11,816.96)</u>	<u>106%</u>
<i>Transfers In</i>									
39114	Transfer from Fund 114	.00	9,776.00	9,776.00	.00	.00	9,776.00	.00	100
	<i>Transfers In Totals</i>	<u>\$0.00</u>	<u>\$9,776.00</u>	<u>\$9,776.00</u>	<u>\$0.00</u>	<u>\$0.00</u>	<u>\$9,776.00</u>	<u>\$0.00</u>	<u>100%</u>
	REVENUE TOTALS	<u>\$1,869,646.00</u>	<u>\$9,776.00</u>	<u>\$1,879,422.00</u>	<u>\$235,323.76</u>	<u>\$0.00</u>	<u>\$1,966,376.62</u>	<u>(\$86,954.62)</u>	<u>105%</u>
EXPENSE									
<i>Personnel Services- Salaries & Wages</i>									
40000	Salaries and Wages	8,027,214.00	(63,340.00)	7,963,874.00	561,147.72	.00	7,148,276.53	815,597.47	90
40002	Non-Union Wage Increase	238,781.00	.00	238,781.00	.00	.00	.00	238,781.00	0
40005	New Position Budget Moved to Contingency	(929,500.00)	325,649.00	(603,851.00)	.00	.00	.00	(603,851.00)	0
40310	Bond Call	104,400.00	.00	104,400.00	11,725.00	.00	52,400.00	52,000.00	50
	<i>Personnel Services- Salaries & Wages Totals</i>	<u>\$7,440,895.00</u>	<u>\$262,309.00</u>	<u>\$7,703,204.00</u>	<u>\$572,872.72</u>	<u>\$0.00</u>	<u>\$7,200,676.53</u>	<u>\$502,527.47</u>	<u>93%</u>
<i>Personnel Services- Employee Benefits</i>									
45000	Healthcare Contribution	1,451,267.00	106,746.00	1,558,013.00	103,976.02	.00	1,289,311.66	268,701.34	83
45010	Dental Contribution	37,970.00	3,275.00	41,245.00	2,488.27	.00	32,850.67	8,394.33	80
	<i>Personnel Services- Employee Benefits Totals</i>	<u>\$1,489,237.00</u>	<u>\$110,021.00</u>	<u>\$1,599,258.00</u>	<u>\$106,464.29</u>	<u>\$0.00</u>	<u>\$1,322,162.33</u>	<u>\$277,095.67</u>	<u>83%</u>



SAO Through November for JPS Committee- Not Final

Fiscal Year to Date 11/30/23

Include Rollup Account and Rollup to Account

Account	Account Description	Adopted Budget	Budget Amendments	Amended Budget	Current Month Transactions	YTD Encumbrances	YTD Transactions	Budget - YTD Transactions	% Used/ Rec'd
Fund 001 - General Fund									
EXPENSE									
<i>Contractual Services</i>									
50150	Contractual/Consulting Services	211,008.00	(10,000.00)	201,008.00	14,069.55	.00	106,148.16	94,859.84	53
50240	Trials and Costs of Hearing	35,000.00	.00	35,000.00	970.29	.00	19,603.31	15,396.69	56
50250	Legal Trial Notices	5,000.00	.00	5,000.00	.00	.00	.00	5,000.00	0
50260	Witness Costs	17,500.00	.00	17,500.00	53.00	.00	4,754.87	12,745.13	27
50270	Court Reporter Costs	72,500.00	.00	72,500.00	9,703.25	.00	58,494.00	14,006.00	81
50280	Legal Process Server Costs	10,000.00	.00	10,000.00	.00	.00	.00	10,000.00	0
50300	Extradition Costs	10,000.00	.00	10,000.00	.00	.00	.00	10,000.00	0
52140	Repairs and Maint- Copiers	20,000.00	.00	20,000.00	1,728.25	.00	16,617.84	3,382.16	83
52160	Repairs and Maint- Equipment	1,000.00	.00	1,000.00	.00	.00	.00	1,000.00	0
52230	Repairs and Maint- Vehicles	12,000.00	.00	12,000.00	2,739.22	.00	6,023.06	5,976.94	50
53060	General Printing	2,700.00	.00	2,700.00	.00	.00	187.90	2,512.10	7
53100	Conferences and Meetings	17,250.00	.00	17,250.00	2,405.98	.00	17,261.70	(11.70)	100
53110	Employee Training	83,571.00	.00	83,571.00	11,240.81	.00	57,808.91	25,762.09	69
53120	Employee Mileage Expense	7,452.00	.00	7,452.00	8.28	.00	6,621.99	830.01	89
53130	General Association Dues	34,205.00	.00	34,205.00	840.00	.00	29,900.00	4,305.00	87
	<i>Contractual Services Totals</i>	\$539,186.00	(\$10,000.00)	\$529,186.00	\$43,758.63	\$0.00	\$323,421.74	\$205,764.26	61%
<i>Commodities</i>									
60000	Office Supplies	45,000.00	.00	45,000.00	7,839.50	(732.60)	52,128.87	(6,396.27)	114
60010	Operating Supplies	59,545.00	9,776.00	69,321.00	29,738.72	.00	86,081.57	(16,760.57)	124
60050	Books and Subscriptions	89,914.00	.00	89,914.00	16,151.76	.00	103,573.76	(13,659.76)	115
60055	Office Equipment - Non Capital	25,000.00	.00	25,000.00	4,907.74	.00	23,833.59	1,166.41	95
60060	Computer Software- Non Capital	61,531.00	.00	61,531.00	29,900.00	(344.36)	43,608.72	18,266.64	70
60070	Computer Hardware- Non Capital	120,041.00	.00	120,041.00	(159.27)	9,278.00	52,152.33	58,610.67	51
60570	Office Furniture - Non-Capital	19,500.00	.00	19,500.00	19,500.00	.00	23,406.60	(3,906.60)	120
63040	Fuel- Vehicles	12,000.00	.00	12,000.00	1,590.74	.00	10,547.17	1,452.83	88
	<i>Commodities Totals</i>	\$432,531.00	\$9,776.00	\$442,307.00	\$109,469.19	\$8,201.04	\$395,332.61	\$38,773.35	91%
<i>Transfers Out</i>									
99001	Transfer to Fund 001	11,652.00	.00	11,652.00	.00	.00	11,652.00	.00	100
99500	Transfer to Fund 500	246,970.00	.00	246,970.00	.00	.00	.00	246,970.00	0
	<i>Transfers Out Totals</i>	\$258,622.00	\$0.00	\$258,622.00	\$0.00	\$0.00	\$11,652.00	\$246,970.00	5%
	EXPENSE TOTALS	\$1,160,471.00	\$372,106.00	\$10,532,577.00	\$832,564.83	\$8,201.04	\$9,253,245.21	\$1,271,130.75	88%
Fund 001 - General Fund Totals									
	REVENUE TOTALS	1,869,646.00	9,776.00	1,879,422.00	235,323.76	.00	1,966,376.62	(86,954.62)	105%
	EXPENSE TOTALS	10,160,471.00	372,106.00	10,532,577.00	832,564.83	8,201.04	9,253,245.21	1,271,130.75	88%
	Fund 001 - General Fund Totals	(\$8,290,825.00)	(\$362,330.00)	(\$8,653,155.00)	(\$597,241.07)	(\$8,201.04)	(\$7,286,868.59)	(\$1,358,085.37)	



SAO Through November for JPS Committee- Not Final

Fiscal Year to Date 11/30/23
Include Rollup Account and Rollup to Account

Account	Account Description	Adopted Budget	Budget Amendments	Amended Budget	Current Month Transactions	YTD Encumbrances	YTD Transactions	Budget - YTD Transactions	% Used/ Rec'd
Fund 010 - Insurance Liability									
EXPENSE									
<i>Personnel Services- Salaries & Wages</i>									
40000	Salaries and Wages	1,260,714.00	2,660.00	1,263,374.00	107,950.00	.00	1,239,518.17	23,855.83	98
40002	Non-Union Wage Increase	32,769.00	2,400.00	35,169.00	.00	.00	.00	35,169.00	0
<i>Personnel Services- Salaries & Wages Totals</i>		\$1,293,483.00	\$5,060.00	\$1,298,543.00	\$107,950.00	\$0.00	\$1,239,518.17	\$59,024.83	95%
<i>Personnel Services- Employee Benefits</i>									
45000	Healthcare Contribution	299,400.00	.00	299,400.00	22,263.38	.00	230,987.91	68,412.09	77
45010	Dental Contribution	7,516.00	.00	7,516.00	481.44	.00	5,023.83	2,492.17	67
45100	FICA/SS Contribution	98,952.00	387.00	99,339.00	7,415.34	.00	89,968.18	9,370.82	91
45200	IMRF Contribution	66,615.00	261.00	66,876.00	5,306.62	.00	61,792.58	5,083.42	92
<i>Personnel Services- Employee Benefits Totals</i>		\$472,483.00	\$648.00	\$473,131.00	\$35,466.78	\$0.00	\$387,772.50	\$85,358.50	82%
<i>Contractual Services</i>									
50160	Legal Services	250,000.00	185,000.00	435,000.00	97,169.09	.00	394,794.58	40,205.42	91
50240	Trials and Costs of Hearing	45,000.00	.00	45,000.00	2,071.92	.00	4,667.09	40,332.91	10
50250	Legal Trial Notices	35,000.00	.00	35,000.00	690.00	.00	5,429.24	29,570.76	16
50260	Witness Costs	.00	.00	.00	.00	.00	6,000.00	(6,000.00)	+++
50270	Court Reporter Costs	3,000.00	.00	3,000.00	456.25	.00	8,246.00	(5,246.00)	275
52140	Repairs and Maint- Copiers	4,500.00	.00	4,500.00	349.57	.00	3,264.70	1,235.30	73
53000	Liability Insurance	37,770.00	.00	37,770.00	.00	.00	37,770.00	.00	100
53010	Workers Compensation	28,457.00	.00	28,457.00	.00	.00	28,457.00	.00	100
53020	Unemployment Claims	518.00	.00	518.00	.00	.00	518.00	.00	100
53100	Conferences and Meetings	10,000.00	.00	10,000.00	.00	.00	692.40	9,307.60	7
53110	Employee Training	15,000.00	.00	15,000.00	1,490.00	.00	3,713.50	11,286.50	25
53120	Employee Mileage Expense	1,500.00	.00	1,500.00	.00	.00	.00	1,500.00	0
53130	General Association Dues	4,950.00	.00	4,950.00	.00	.00	4,904.00	46.00	99
<i>Contractual Services Totals</i>		\$435,695.00	\$185,000.00	\$620,695.00	\$102,226.83	\$0.00	\$498,456.51	\$122,238.49	80%
<i>Commodities</i>									
60000	Office Supplies	2,500.00	.00	2,500.00	43.02	.00	1,618.71	881.29	65
60050	Books and Subscriptions	4,900.00	.00	4,900.00	.00	.00	2,092.02	2,807.98	43
64000	Telephone	1,400.00	.00	1,400.00	.00	.00	.00	1,400.00	0
<i>Commodities Totals</i>		\$8,800.00	\$0.00	\$8,800.00	\$43.02	\$0.00	\$3,710.73	\$5,089.27	42%
EXPENSE TOTALS		\$2,210,461.00	\$190,708.00	\$2,401,169.00	\$245,686.63	\$0.00	\$2,129,457.91	\$271,711.09	89%
Fund 010 - Insurance Liability Totals									
REVENUE TOTALS		.00	.00	.00	.00	.00	.00	.00	+++
EXPENSE TOTALS		2,210,461.00	190,708.00	2,401,169.00	245,686.63	.00	2,129,457.91	271,711.09	89%
Fund 010 - Insurance Liability Totals		(\$2,210,461.00)	(\$190,708.00)	(\$2,401,169.00)	(\$245,686.63)	\$0.00	(\$2,129,457.91)	(\$271,711.09)	



SAO Through November for JPS Committee- Not Final

Fiscal Year to Date 11/30/23
Include Rollup Account and Rollup to Account

Account	Account Description	Adopted Budget	Budget Amendments	Amended Budget	Current Month Transactions	YTD Encumbrances	YTD Transactions	Budget - YTD Transactions	% Used/ Rec'd
Fund 220 - Title IV-D									
REVENUE									
<i>Grants</i>									
32020	Title IV-D Grant	698,108.00	.00	698,108.00	55,765.25	.00	639,594.67	58,513.33	92
	<i>Grants Totals</i>	<u>\$698,108.00</u>	<u>\$0.00</u>	<u>\$698,108.00</u>	<u>\$55,765.25</u>	<u>\$0.00</u>	<u>\$639,594.67</u>	<u>\$58,513.33</u>	<u>92%</u>
<i>Other</i>									
39900	Fund Balance Utilization	19,357.00	.00	19,357.00	.00	.00	.00	19,357.00	0
	<i>Other Totals</i>	<u>\$19,357.00</u>	<u>\$0.00</u>	<u>\$19,357.00</u>	<u>\$0.00</u>	<u>\$0.00</u>	<u>\$0.00</u>	<u>\$19,357.00</u>	<u>0%</u>
<i>Transfers In</i>									
39120	Transfer from Fund 120	181,339.00	.00	181,339.00	.00	.00	181,339.00	.00	100
	<i>Transfers In Totals</i>	<u>\$181,339.00</u>	<u>\$0.00</u>	<u>\$181,339.00</u>	<u>\$0.00</u>	<u>\$0.00</u>	<u>\$181,339.00</u>	<u>\$0.00</u>	<u>100%</u>
	REVENUE TOTALS	<u>\$898,804.00</u>	<u>\$0.00</u>	<u>\$898,804.00</u>	<u>\$55,765.25</u>	<u>\$0.00</u>	<u>\$820,933.67</u>	<u>\$77,870.33</u>	<u>91%</u>
EXPENSE									
<i>Personnel Services- Salaries & Wages</i>									
40000	Salaries and Wages	499,564.00	.00	499,564.00	39,898.94	.00	505,201.07	(5,637.07)	101
40002	Non-Union Wage Increase	15,032.00	.00	15,032.00	.00	.00	.00	15,032.00	0
	<i>Personnel Services- Salaries & Wages Totals</i>	<u>\$514,596.00</u>	<u>\$0.00</u>	<u>\$514,596.00</u>	<u>\$39,898.94</u>	<u>\$0.00</u>	<u>\$505,201.07</u>	<u>\$9,394.93</u>	<u>98%</u>
<i>Personnel Services- Employee Benefits</i>									
45000	Healthcare Contribution	108,391.00	.00	108,391.00	8,624.48	.00	101,897.27	6,493.73	94
45010	Dental Contribution	3,090.00	.00	3,090.00	261.12	.00	3,028.96	61.04	98
45100	FICA/SS Contribution	39,367.00	.00	39,367.00	2,936.84	.00	37,366.12	2,000.88	95
45200	IMRF Contribution	26,502.00	.00	26,502.00	1,977.12	.00	25,490.00	1,012.00	96
	<i>Personnel Services- Employee Benefits Totals</i>	<u>\$177,350.00</u>	<u>\$0.00</u>	<u>\$177,350.00</u>	<u>\$13,799.56</u>	<u>\$0.00</u>	<u>\$167,782.35</u>	<u>\$9,567.65</u>	<u>95%</u>
<i>Contractual Services</i>									
50150	Contractual/Consulting Services	100,000.00	.00	100,000.00	.00	.00	.00	100,000.00	0
50240	Trials and Costs of Hearing	32,000.00	.00	32,000.00	.00	.00	.00	32,000.00	0
50280	Legal Process Server Costs	7,250.00	.00	7,250.00	.00	.00	.00	7,250.00	0
53000	Liability Insurance	15,027.00	.00	15,027.00	.00	.00	15,027.00	.00	100
53010	Workers Compensation	11,424.00	.00	11,424.00	.00	.00	11,424.00	.00	100
53020	Unemployment Claims	206.00	.00	206.00	.00	.00	206.00	.00	100
53100	Conferences and Meetings	12,500.00	.00	12,500.00	.00	.00	.00	12,500.00	0
53110	Employee Training	17,500.00	.00	17,500.00	.00	.00	145.80	17,354.20	1
53130	General Association Dues	2,750.00	.00	2,750.00	.00	.00	560.00	2,190.00	20
	<i>Contractual Services Totals</i>	<u>\$198,657.00</u>	<u>\$0.00</u>	<u>\$198,657.00</u>	<u>\$0.00</u>	<u>\$0.00</u>	<u>\$27,362.80</u>	<u>\$171,294.20</u>	<u>14%</u>
<i>Commodities</i>									
60000	Office Supplies	5,000.00	.00	5,000.00	.00	.00	1,637.00	3,363.00	33
60040	Postage	275.00	.00	275.00	.00	.00	.00	275.00	0
60050	Books and Subscriptions	2,500.00	.00	2,500.00	.00	.00	.00	2,500.00	0
60060	Computer Software- Non Capital	426.00	.00	426.00	.00	.00	.00	426.00	0
	<i>Commodities Totals</i>	<u>\$8,201.00</u>	<u>\$0.00</u>	<u>\$8,201.00</u>	<u>\$0.00</u>	<u>\$0.00</u>	<u>\$1,637.00</u>	<u>\$6,564.00</u>	<u>20%</u>
	EXPENSE TOTALS	<u>\$898,804.00</u>	<u>\$0.00</u>	<u>\$898,804.00</u>	<u>\$53,698.50</u>	<u>\$0.00</u>	<u>\$701,983.22</u>	<u>\$196,820.78</u>	<u>78%</u>



SAO Through November for JPS Committee- Not Final

Fiscal Year to Date 11/30/23
Include Rollup Account and Rollup to Account

Account	Account Description	Adopted Budget	Budget Amendments	Amended Budget	Current Month Transactions	YTD Encumbrances	YTD Transactions	Budget - YTD Transactions	% Used/ Rec'd
Fund 220 - Title IV-D Totals									
	REVENUE TOTALS	898,804.00	.00	898,804.00	55,765.25	.00	820,933.67	77,870.33	91%
	EXPENSE TOTALS	898,804.00	.00	898,804.00	53,698.50	.00	701,983.22	196,820.78	78%
Fund 220 - Title IV-D Totals		\$0.00	\$0.00	\$0.00	\$2,066.75	\$0.00	\$118,950.45	(\$118,950.45)	
Fund 221 - Drug Prosecution									
REVENUE									
Grants									
32030	Drug Prosecution Grant	127,431.00	.00	127,431.00	24,692.57	.00	127,431.00	.00	100
	<i>Grants Totals</i>	\$127,431.00	\$0.00	\$127,431.00	\$24,692.57	\$0.00	\$127,431.00	\$0.00	100%
Fines									
36020	Drug Fines	40,000.00	.00	40,000.00	2,465.67	.00	62,876.57	(22,876.57)	157
36025	Forfeited Funds	.00	.00	.00	57,766.87	.00	57,766.87	(57,766.87)	+++
	<i>Fines Totals</i>	\$40,000.00	\$0.00	\$40,000.00	\$60,232.54	\$0.00	\$120,643.44	(\$80,643.44)	302%
Other									
39900	Fund Balance Utilization	31,572.00	.00	31,572.00	.00	.00	.00	31,572.00	0
	<i>Other Totals</i>	\$31,572.00	\$0.00	\$31,572.00	\$0.00	\$0.00	\$0.00	\$31,572.00	0%
Transfers In									
39120	Transfer from Fund 120	180,894.00	.00	180,894.00	.00	.00	180,894.00	.00	100
	<i>Transfers In Totals</i>	\$180,894.00	\$0.00	\$180,894.00	\$0.00	\$0.00	\$180,894.00	\$0.00	100%
	REVENUE TOTALS	\$379,897.00	\$0.00	\$379,897.00	\$84,925.11	\$0.00	\$428,968.44	(\$49,071.44)	113%
EXPENSE									
Personnel Services- Salaries & Wages									
40000	Salaries and Wages	257,777.00	.00	257,777.00	26,923.13	.00	350,267.08	(92,490.08)	136
40002	Non-Union Wage Increase	7,757.00	.00	7,757.00	.00	.00	.00	7,757.00	0
	<i>Personnel Services- Salaries & Wages Totals</i>	\$265,534.00	\$0.00	\$265,534.00	\$26,923.13	\$0.00	\$350,267.08	(\$84,733.08)	132%
Personnel Services- Employee Benefits									
45000	Healthcare Contribution	58,328.00	.00	58,328.00	3,929.08	.00	63,329.40	(5,001.40)	109
45010	Dental Contribution	1,844.00	.00	1,844.00	132.42	.00	1,962.49	(118.49)	106
45100	FICA/SS Contribution	20,313.00	.00	20,313.00	1,993.73	.00	25,669.88	(5,356.88)	126
45200	IMRF Contribution	13,675.00	.00	13,675.00	1,367.22	.00	17,793.53	(4,118.53)	130
	<i>Personnel Services- Employee Benefits Totals</i>	\$94,160.00	\$0.00	\$94,160.00	\$7,422.45	\$0.00	\$108,755.30	(\$14,595.30)	116%
Contractual Services									
50270	Court Reporter Costs	.00	.00	.00	1,060.00	.00	6,206.00	(6,206.00)	+++
53000	Liability Insurance	7,754.00	.00	7,754.00	.00	.00	7,754.00	.00	100
53010	Workers Compensation	5,895.00	.00	5,895.00	.00	.00	5,895.00	.00	100
53020	Unemployment Claims	107.00	.00	107.00	.00	.00	107.00	.00	100
53100	Conferences and Meetings	4,500.00	.00	4,500.00	.00	.00	2,756.16	1,743.84	61
53130	General Association Dues	1,100.00	.00	1,100.00	140.00	.00	2,240.00	(1,140.00)	204
	<i>Contractual Services Totals</i>	\$19,356.00	\$0.00	\$19,356.00	\$1,200.00	\$0.00	\$24,958.16	(\$5,602.16)	129%



SAO Through November for JPS Committee- Not Final

Fiscal Year to Date 11/30/23
Include Rollup Account and Rollup to Account

Account	Account Description	Adopted Budget	Budget Amendments	Amended Budget	Current Month Transactions	YTD Encumbrances	YTD Transactions	Budget - YTD Transactions	% Used/ Rec'd
Fund 221 - Drug Prosecution									
EXPENSE									
<i>Commodities</i>									
64000	Telephone	847.00	.00	847.00	.00	.00	.00	847.00	0
<i>Commodities Totals</i>		\$847.00	\$0.00	\$847.00	\$0.00	\$0.00	\$0.00	\$847.00	0%
EXPENSE TOTALS		\$379,897.00	\$0.00	\$379,897.00	\$35,545.58	\$0.00	\$483,980.54	(\$104,083.54)	127%
Fund 221 - Drug Prosecution Totals									
REVENUE TOTALS		379,897.00	.00	379,897.00	84,925.11	.00	428,968.44	(49,071.44)	113%
EXPENSE TOTALS		379,897.00	.00	379,897.00	35,545.58	.00	483,980.54	(104,083.54)	127%
Fund 221 - Drug Prosecution Totals		\$0.00	\$0.00	\$0.00	\$49,379.53	\$0.00	(\$55,012.10)	\$55,012.10	
Fund 222 - Victim Coordinator Services									
REVENUE									
<i>Grants</i>									
32050	Atty General Victim Coord Grant	55,000.00	.00	55,000.00	.00	.00	60,988.19	(5,988.19)	111
<i>Grants Totals</i>		\$55,000.00	\$0.00	\$55,000.00	\$0.00	\$0.00	\$60,988.19	(\$5,988.19)	111%
<i>Other</i>									
39900	Fund Balance Utilization	5,286.00	.00	5,286.00	.00	.00	.00	5,286.00	0
<i>Other Totals</i>		\$5,286.00	\$0.00	\$5,286.00	\$0.00	\$0.00	\$0.00	\$5,286.00	0%
<i>Transfers In</i>									
39120	Transfer from Fund 120	100,960.00	.00	100,960.00	.00	.00	100,960.00	.00	100
<i>Transfers In Totals</i>		\$100,960.00	\$0.00	\$100,960.00	\$0.00	\$0.00	\$100,960.00	\$0.00	100%
REVENUE TOTALS		\$161,246.00	\$0.00	\$161,246.00	\$0.00	\$0.00	\$161,948.19	(\$702.19)	100%
EXPENSE									
<i>Personnel Services- Salaries & Wages</i>									
40000	Salaries and Wages	107,835.00	.00	107,835.00	17,838.37	.00	180,884.69	(73,049.69)	168
40002	Non-Union Wage Increase	3,245.00	.00	3,245.00	.00	.00	.00	3,245.00	0
<i>Personnel Services- Salaries & Wages Totals</i>		\$111,080.00	\$0.00	\$111,080.00	\$17,838.37	\$0.00	\$180,884.69	(\$69,804.69)	163%
<i>Personnel Services- Employee Benefits</i>									
45000	Healthcare Contribution	27,416.00	.00	27,416.00	5,036.26	.00	46,327.31	(18,911.31)	169
45010	Dental Contribution	788.00	.00	788.00	144.46	.00	1,181.30	(393.30)	150
45100	FICA/SS Contribution	8,498.00	.00	8,498.00	1,284.43	.00	13,116.67	(4,618.67)	154
45200	IMRF Contribution	5,721.00	.00	5,721.00	864.64	.00	8,893.89	(3,172.89)	155
<i>Personnel Services- Employee Benefits Totals</i>		\$42,423.00	\$0.00	\$42,423.00	\$7,329.79	\$0.00	\$69,519.17	(\$27,096.17)	164%
<i>Contractual Services</i>									
50150	Contractual/Consulting Services	2,000.00	.00	2,000.00	.00	.00	.00	2,000.00	0
53000	Liability Insurance	3,245.00	.00	3,245.00	.00	.00	3,245.00	.00	100
53010	Workers Compensation	2,453.00	.00	2,453.00	.00	.00	2,453.00	.00	100
53020	Unemployment Claims	45.00	.00	45.00	.00	.00	45.00	.00	100
53100	Conferences and Meetings	.00	.00	.00	.00	.00	602.61	(602.61)	+++
<i>Contractual Services Totals</i>		\$7,743.00	\$0.00	\$7,743.00	\$0.00	\$0.00	\$6,345.61	\$1,397.39	82%



SAO Through November for JPS Committee- Not Final

Fiscal Year to Date 11/30/23
Include Rollup Account and Rollup to Account

Account	Account Description	Adopted Budget	Budget Amendments	Amended Budget	Current Month Transactions	YTD Encumbrances	YTD Transactions	Budget - YTD Transactions	% Used/ Rec'd
Fund 222 - Victim Coordinator Services									
	EXPENSE TOTALS	\$161,246.00	\$0.00	\$161,246.00	\$25,168.16	\$0.00	\$256,749.47	(\$95,503.47)	159%
Fund 222 - Victim Coordinator Services Totals									
	REVENUE TOTALS	161,246.00	.00	161,246.00	.00	.00	161,948.19	(702.19)	100%
	EXPENSE TOTALS	161,246.00	.00	161,246.00	25,168.16	.00	256,749.47	(95,503.47)	159%
Fund 222 - Victim Coordinator Services Totals									
		\$0.00	\$0.00	\$0.00	(\$25,168.16)	\$0.00	(\$94,801.28)	\$94,801.28	
Fund 223 - Domestic Violence									
REVENUE									
<i>Interest Revenue</i>									
38000	Investment Income	.00	.00	.00	.00	.00	3,137.22	(3,137.22)	+++
	<i>Interest Revenue Totals</i>	\$0.00	\$0.00	\$0.00	\$0.00	\$0.00	\$3,137.22	(\$3,137.22)	+++
<i>Other</i>									
39900	Fund Balance Utilization	6,726.00	.00	6,726.00	.00	.00	.00	6,726.00	0
	<i>Other Totals</i>	\$6,726.00	\$0.00	\$6,726.00	\$0.00	\$0.00	\$0.00	\$6,726.00	0%
<i>Transfers In</i>									
39120	Transfer from Fund 120	350,000.00	.00	350,000.00	.00	.00	350,000.00	.00	100
	<i>Transfers In Totals</i>	\$350,000.00	\$0.00	\$350,000.00	\$0.00	\$0.00	\$350,000.00	\$0.00	100%
	REVENUE TOTALS	\$356,726.00	\$0.00	\$356,726.00	\$0.00	\$0.00	\$353,137.22	\$3,588.78	99%
EXPENSE									
<i>Personnel Services- Salaries & Wages</i>									
40000	Salaries and Wages	190,372.00	.00	190,372.00	18,334.68	.00	192,407.90	(2,035.90)	101
40002	Non-Union Wage Increase	5,729.00	.00	5,729.00	.00	.00	.00	5,729.00	0
	<i>Personnel Services- Salaries & Wages Totals</i>	\$196,101.00	\$0.00	\$196,101.00	\$18,334.68	\$0.00	\$192,407.90	\$3,693.10	98%
<i>Personnel Services- Employee Benefits</i>									
45000	Healthcare Contribution	83,710.00	.00	83,710.00	4,744.68	.00	61,479.01	22,230.99	73
45010	Dental Contribution	1,207.00	.00	1,207.00	111.08	.00	1,393.24	(186.24)	115
45100	FICA/SS Contribution	15,001.00	.00	15,001.00	1,317.57	.00	13,528.89	1,472.11	90
45200	IMRF Contribution	10,076.00	.00	10,076.00	968.96	.00	9,632.61	443.39	96
	<i>Personnel Services- Employee Benefits Totals</i>	\$109,994.00	\$0.00	\$109,994.00	\$7,142.29	\$0.00	\$86,033.75	\$23,960.25	78%
<i>Contractual Services</i>									
50150	Contractual/Consulting Services	15,000.00	.00	15,000.00	.00	.00	.00	15,000.00	0
50240	Trials and Costs of Hearing	12,500.00	.00	12,500.00	.00	.00	504.00	11,996.00	4
50270	Court Reporter Costs	.00	.00	.00	460.00	.00	1,000.00	(1,000.00)	+++
50290	Investigations	2,000.00	.00	2,000.00	.00	.00	.00	2,000.00	0
53000	Liability Insurance	5,726.00	.00	5,726.00	.00	.00	5,726.00	.00	100
53010	Workers Compensation	4,344.00	.00	4,344.00	.00	.00	4,344.00	.00	100
53020	Unemployment Claims	79.00	.00	79.00	.00	.00	79.00	.00	100
53100	Conferences and Meetings	2,000.00	.00	2,000.00	.00	.00	.00	2,000.00	0
53110	Employee Training	6,000.00	.00	6,000.00	.00	.00	.00	6,000.00	0
53130	General Association Dues	900.00	.00	900.00	.00	.00	385.00	515.00	43



SAO Through November for JPS Committee- Not Final

Fiscal Year to Date 11/30/23
Include Rollup Account and Rollup to Account

Account	Account Description	Adopted Budget	Budget Amendments	Amended Budget	Current Month Transactions	YTD Encumbrances	YTD Transactions	Budget - YTD Transactions	% Used/ Rec'd
Fund 223 - Domestic Violence									
EXPENSE									
	<i>Contractual Services Totals</i>	\$48,549.00	\$0.00	\$48,549.00	\$460.00	\$0.00	\$12,038.00	\$36,511.00	25%
	<i>Commodities</i>								
60000	Office Supplies	391.00	.00	391.00	.00	.00	.00	391.00	0
60050	Books and Subscriptions	215.00	.00	215.00	.00	.00	.00	215.00	0
64000	Telephone	750.00	.00	750.00	.00	.00	.00	750.00	0
	<i>Commodities Totals</i>	\$1,356.00	\$0.00	\$1,356.00	\$0.00	\$0.00	\$0.00	\$1,356.00	0%
	<i>Contingency and Other</i>								
89000	Addition to Fund Balance	726.00	.00	726.00	.00	.00	.00	726.00	0
	<i>Contingency and Other Totals</i>	\$726.00	\$0.00	\$726.00	\$0.00	\$0.00	\$0.00	\$726.00	0%
	EXPENSE TOTALS	\$356,726.00	\$0.00	\$356,726.00	\$25,936.97	\$0.00	\$290,479.65	\$66,246.35	81%
	Fund 223 - Domestic Violence Totals								
	REVENUE TOTALS	356,726.00	.00	356,726.00	.00	.00	353,137.22	3,588.78	99%
	EXPENSE TOTALS	356,726.00	.00	356,726.00	25,936.97	.00	290,479.65	66,246.35	81%
	Fund 223 - Domestic Violence Totals	\$0.00	\$0.00	\$0.00	(\$25,936.97)	\$0.00	\$62,657.57	(\$62,657.57)	
Fund 225 - Auto Theft Task Force									
REVENUE									
	<i>Interest Revenue</i>								
38000	Investment Income	.00	.00	.00	.00	.00	385.35	(385.35)	+++
	<i>Interest Revenue Totals</i>	\$0.00	\$0.00	\$0.00	\$0.00	\$0.00	\$385.35	(\$385.35)	+++
	REVENUE TOTALS	\$0.00	\$0.00	\$0.00	\$0.00	\$0.00	\$385.35	(\$385.35)	+++
	Fund 225 - Auto Theft Task Force Totals								
	REVENUE TOTALS	.00	.00	.00	.00	.00	385.35	(385.35)	+++
	EXPENSE TOTALS	.00	.00	.00	.00	.00	.00	.00	+++
	Fund 225 - Auto Theft Task Force Totals	\$0.00	\$0.00	\$0.00	\$0.00	\$0.00	\$385.35	(\$385.35)	
Fund 226 - Weed and Seed									
REVENUE									
	<i>Other</i>								
39900	Fund Balance Utilization	.00	14,535.00	14,535.00	.00	.00	.00	14,535.00	0
	<i>Other Totals</i>	\$0.00	\$14,535.00	\$14,535.00	\$0.00	\$0.00	\$0.00	\$14,535.00	0%
	REVENUE TOTALS	\$0.00	\$14,535.00	\$14,535.00	\$0.00	\$0.00	\$0.00	\$14,535.00	0%
	EXPENSE								
	<i>Contractual Services</i>								
53100	Conferences and Meetings	.00	1,305.00	1,305.00	149.32	.00	609.32	695.68	47
	<i>Contractual Services Totals</i>	\$0.00	\$1,305.00	\$1,305.00	\$149.32	\$0.00	\$609.32	\$695.68	47%
	<i>Commodities</i>								
60000	Office Supplies	.00	13,230.00	13,230.00	9,417.12	.00	9,497.10	3,732.90	72
	<i>Commodities Totals</i>	\$0.00	\$13,230.00	\$13,230.00	\$9,417.12	\$0.00	\$9,497.10	\$3,732.90	72%



SAO Through November for JPS Committee- Not Final

Fiscal Year to Date 11/30/23

Include Rollup Account and Rollup to Account

Account	Account Description	Adopted Budget	Budget Amendments	Amended Budget	Current Month Transactions	YTD Encumbrances	YTD Transactions	Budget - YTD Transactions	% Used/ Rec'd
Fund 226 - Weed and Seed									
	EXPENSE TOTALS	\$0.00	\$14,535.00	\$14,535.00	\$9,566.44	\$0.00	\$10,106.42	\$4,428.58	70%
	Fund 226 - Weed and Seed Totals								
	REVENUE TOTALS	.00	14,535.00	14,535.00	.00	.00	.00	14,535.00	0%
	EXPENSE TOTALS	.00	14,535.00	14,535.00	9,566.44	.00	10,106.42	4,428.58	70%
Fund 226 - Weed and Seed Totals		\$0.00	\$0.00	\$0.00	(\$9,566.44)	\$0.00	(\$10,106.42)	\$10,106.42	
Fund 230 - Child Advocacy Center									
	REVENUE								
	<i>Grants</i>								
32000	Attorney General CAC Grant	33,000.00	.00	33,000.00	.00	.00	45,575.26	(12,575.26)	138
32010	DCFS- Child Advocacy Cntr Grant	281,734.00	.00	281,734.00	.00	.00	271,416.38	10,317.62	96
32076	CESF Grant	20,000.00	.00	20,000.00	.00	.00	2,708.10	17,291.90	14
33550	VOCA Grant	144,899.00	.00	144,899.00	10,958.60	.00	129,808.39	15,090.61	90
	<i>Grants Totals</i>	\$479,633.00	\$0.00	\$479,633.00	\$10,958.60	\$0.00	\$449,508.13	\$30,124.87	94%
	<i>Charges for Services</i>								
35020	Child Advocacy Center Fees	300,150.00	.00	300,150.00	38,261.26	.00	481,039.77	(180,889.77)	160
	<i>Charges for Services Totals</i>	\$300,150.00	\$0.00	\$300,150.00	\$38,261.26	\$0.00	\$481,039.77	(\$180,889.77)	160%
	<i>Reimbursements</i>								
37040	CAC Invest Salary Reimbursement	35,000.00	.00	35,000.00	.00	.00	35,000.00	.00	100
	<i>Reimbursements Totals</i>	\$35,000.00	\$0.00	\$35,000.00	\$0.00	\$0.00	\$35,000.00	\$0.00	100%
	<i>Interest Revenue</i>								
38000	Investment Income	2,000.00	.00	2,000.00	.00	.00	10,465.33	(8,465.33)	523
	<i>Interest Revenue Totals</i>	\$2,000.00	\$0.00	\$2,000.00	\$0.00	\$0.00	\$10,465.33	(\$8,465.33)	523%
	<i>Other</i>								
39900	Fund Balance Utilization	54,303.00	202,672.00	256,975.00	.00	.00	.00	256,975.00	0
	<i>Other Totals</i>	\$54,303.00	\$202,672.00	\$256,975.00	\$0.00	\$0.00	\$0.00	\$256,975.00	0%
	<i>Transfers In</i>								
39120	Transfer from Fund 120	690,656.00	.00	690,656.00	.00	.00	690,656.00	.00	100
	<i>Transfers In Totals</i>	\$690,656.00	\$0.00	\$690,656.00	\$0.00	\$0.00	\$690,656.00	\$0.00	100%
	REVENUE TOTALS	\$1,561,742.00	\$202,672.00	\$1,764,414.00	\$49,219.86	\$0.00	\$1,666,669.23	\$97,744.77	94%
	EXPENSE								
	<i>Personnel Services- Salaries & Wages</i>								
40000	Salaries and Wages	836,550.00	132,000.00	968,550.00	103,738.22	.00	1,067,282.87	(98,732.87)	110
40002	Non-Union Wage Increase	25,173.00	.00	25,173.00	.00	.00	.00	25,173.00	0
40300	Employee Per Diem	15,600.00	.00	15,600.00	1,200.00	.00	15,600.00	.00	100
	<i>Personnel Services- Salaries & Wages Totals</i>	\$877,323.00	\$132,000.00	\$1,009,323.00	\$104,938.22	\$0.00	\$1,082,882.87	(\$73,559.87)	107%
	<i>Personnel Services- Employee Benefits</i>								
45000	Healthcare Contribution	186,300.00	45,606.00	231,906.00	23,282.48	.00	218,643.55	13,262.45	94
45010	Dental Contribution	4,566.00	1,332.00	5,898.00	693.24	.00	5,922.66	(24.66)	100
45100	FICA/SS Contribution	67,115.00	10,098.00	77,213.00	7,688.88	.00	79,694.78	(2,481.78)	103



SAO Through November for JPS Committee- Not Final

Fiscal Year to Date 11/30/23
Include Rollup Account and Rollup to Account

Account	Account Description	Adopted Budget	Budget Amendments	Amended Budget	Current Month Transactions	YTD Encumbrances	YTD Transactions	Budget - YTD Transactions	% Used/ Rec'd
Fund 230 - Child Advocacy Center									
EXPENSE									
<i>Personnel Services- Employee Benefits</i>									
45200	IMRF Contribution	45,182.00	6,798.00	51,980.00	5,201.26	.00	54,560.18	(2,580.18)	105
<i>Personnel Services- Employee Benefits Totals</i>		\$303,163.00	\$63,834.00	\$366,997.00	\$36,865.86	\$0.00	\$358,821.17	\$8,175.83	98%
<i>Contractual Services</i>									
50150	Contractual/Consulting Services	3,500.00	.00	3,500.00	628.14	.00	5,239.40	(1,739.40)	150
50205	Examinations	7,800.00	.00	7,800.00	.00	.00	.00	7,800.00	0
50240	Trials and Costs of Hearing	8,000.00	.00	8,000.00	1,220.34	.00	5,021.56	2,978.44	63
50260	Witness Costs	6,000.00	.00	6,000.00	1,771.65	.00	4,673.66	1,326.34	78
50270	Court Reporter Costs	3,000.00	.00	3,000.00	340.50	.00	3,253.00	(253.00)	108
50620	Counseling Services	45,000.00	.00	45,000.00	3,100.00	.00	30,750.00	14,250.00	68
52140	Repairs and Maint- Copiers	3,600.00	.00	3,600.00	503.91	.00	6,034.07	(2,434.07)	168
52230	Repairs and Maint- Vehicles	1,500.00	.00	1,500.00	.00	.00	2,052.39	(552.39)	137
53000	Liability Insurance	25,163.00	3,854.00	29,017.00	.00	.00	29,017.00	.00	100
53010	Workers Compensation	19,131.00	2,931.00	22,062.00	.00	.00	22,062.00	.00	100
53020	Unemployment Claims	345.00	53.00	398.00	.00	.00	398.00	.00	100
53060	General Printing	.00	.00	.00	349.15	.00	698.30	(698.30)	+++
53100	Conferences and Meetings	5,500.00	.00	5,500.00	.00	.00	9,873.17	(4,373.17)	180
53110	Employee Training	7,500.00	.00	7,500.00	418.00	.00	10,196.11	(2,696.11)	136
53120	Employee Mileage Expense	750.00	.00	750.00	.00	.00	220.79	529.21	29
53130	General Association Dues	6,600.00	.00	6,600.00	.00	.00	2,890.00	3,710.00	44
<i>Contractual Services Totals</i>		\$143,389.00	\$6,838.00	\$150,227.00	\$8,331.69	\$0.00	\$132,379.45	\$17,847.55	88%
<i>Commodities</i>									
60000	Office Supplies	2,000.00	.00	2,000.00	.00	.00	443.20	1,556.80	22
60010	Operating Supplies	7,000.00	.00	7,000.00	63.00	.00	29,114.44	(22,114.44)	416
60020	Computer Related Supplies	10,000.00	.00	10,000.00	.00	.00	.00	10,000.00	0
60050	Books and Subscriptions	2,500.00	.00	2,500.00	137.10	.00	1,394.71	1,105.29	56
60060	Computer Software- Non Capital	2,500.00	.00	2,500.00	15.99	.00	5,052.89	(2,552.89)	202
60070	Computer Hardware- Non Capital	6,500.00	.00	6,500.00	.00	.00	1,047.00	5,453.00	16
60290	Photography Supplies	2,000.00	.00	2,000.00	.00	.00	.00	2,000.00	0
63040	Fuel- Vehicles	3,000.00	.00	3,000.00	670.08	.00	3,880.97	(880.97)	129
64000	Telephone	4,000.00	.00	4,000.00	3,983.88	.00	7,766.30	(3,766.30)	194
<i>Commodities Totals</i>		\$39,500.00	\$0.00	\$39,500.00	\$4,870.05	\$0.00	\$48,699.51	(\$9,199.51)	123%
<i>Capital</i>									
70020	Computer Software- Capital	.00	.00	.00	15.99	.00	15.99	(15.99)	+++
<i>Capital Totals</i>		\$0.00	\$0.00	\$0.00	\$15.99	\$0.00	\$15.99	(\$15.99)	+++
<i>Contingency and Other</i>									
89000	Addition to Fund Balance	198,367.00	.00	198,367.00	.00	.00	.00	198,367.00	0
<i>Contingency and Other Totals</i>		\$198,367.00	\$0.00	\$198,367.00	\$0.00	\$0.00	\$0.00	\$198,367.00	0%
EXPENSE TOTALS		\$1,561,742.00	\$202,672.00	\$1,764,414.00	\$155,021.81	\$0.00	\$1,622,798.99	\$141,615.01	92%



SAO Through November for JPS Committee- Not Final

Fiscal Year to Date 11/30/23
Include Rollup Account and Rollup to Account

Account	Account Description	Adopted Budget	Budget Amendments	Amended Budget	Current Month Transactions	YTD Encumbrances	YTD Transactions	Budget - YTD Transactions	% Used/ Rec'd
Fund 230 - Child Advocacy Center Totals									
	REVENUE TOTALS	1,561,742.00	202,672.00	1,764,414.00	49,219.86	.00	1,666,669.23	97,744.77	94%
	EXPENSE TOTALS	1,561,742.00	202,672.00	1,764,414.00	155,021.81	.00	1,622,798.99	141,615.01	92%
Fund 230 - Child Advocacy Center Totals		\$0.00	\$0.00	\$0.00	(\$105,801.95)	\$0.00	\$43,870.24	(\$43,870.24)	
Fund 231 - Equitable Sharing Program									
REVENUE									
<i>Interest Revenue</i>									
38000	Investment Income	.00	.00	.00	.00	.00	415.88	(415.88)	+++
	<i>Interest Revenue Totals</i>	\$0.00	\$0.00	\$0.00	\$0.00	\$0.00	\$415.88	(\$415.88)	+++
<i>Other</i>									
38600	DOJ Equitable Sharing Proceeds	25,000.00	.00	25,000.00	.00	.00	.00	25,000.00	0
	<i>Other Totals</i>	\$25,000.00	\$0.00	\$25,000.00	\$0.00	\$0.00	\$0.00	\$25,000.00	0%
	REVENUE TOTALS	\$25,000.00	\$0.00	\$25,000.00	\$0.00	\$0.00	\$415.88	\$24,584.12	2%
EXPENSE									
<i>Contractual Services</i>									
53110	Employee Training	25,000.00	.00	25,000.00	.00	.00	.00	25,000.00	0
	<i>Contractual Services Totals</i>	\$25,000.00	\$0.00	\$25,000.00	\$0.00	\$0.00	\$0.00	\$25,000.00	0%
	EXPENSE TOTALS	\$25,000.00	\$0.00	\$25,000.00	\$0.00	\$0.00	\$0.00	\$25,000.00	0%
Fund 231 - Equitable Sharing Program Totals									
	REVENUE TOTALS	25,000.00	.00	25,000.00	.00	.00	415.88	24,584.12	2%
	EXPENSE TOTALS	25,000.00	.00	25,000.00	.00	.00	.00	25,000.00	0%
Fund 231 - Equitable Sharing Program Totals		\$0.00	\$0.00	\$0.00	\$0.00	\$0.00	\$415.88	(\$415.88)	
Fund 232 - State's Atty Records Automation									
REVENUE									
<i>Charges for Services</i>									
35300	Records Automation Fees	30,000.00	.00	30,000.00	1,679.41	.00	20,279.07	9,720.93	68
	<i>Charges for Services Totals</i>	\$30,000.00	\$0.00	\$30,000.00	\$1,679.41	\$0.00	\$20,279.07	\$9,720.93	68%
<i>Interest Revenue</i>									
38000	Investment Income	.00	.00	.00	.00	.00	1,097.92	(1,097.92)	+++
	<i>Interest Revenue Totals</i>	\$0.00	\$0.00	\$0.00	\$0.00	\$0.00	\$1,097.92	(\$1,097.92)	+++
<i>Other</i>									
39900	Fund Balance Utilization	45,334.00	.00	45,334.00	.00	.00	.00	45,334.00	0
	<i>Other Totals</i>	\$45,334.00	\$0.00	\$45,334.00	\$0.00	\$0.00	\$0.00	\$45,334.00	0%
	REVENUE TOTALS	\$75,334.00	\$0.00	\$75,334.00	\$1,679.41	\$0.00	\$21,376.99	\$53,957.01	28%
EXPENSE									
<i>Personnel Services- Salaries & Wages</i>									
40000	Salaries and Wages	34,242.00	.00	34,242.00	2,704.07	.00	35,141.13	(899.13)	103
40002	Non-Union Wage Increase	1,031.00	.00	1,031.00	.00	.00	.00	1,031.00	0
	<i>Personnel Services- Salaries & Wages Totals</i>	\$35,273.00	\$0.00	\$35,273.00	\$2,704.07	\$0.00	\$35,141.13	\$131.87	100%



SAO Through November for JPS Committee- Not Final

Fiscal Year to Date 11/30/23
Include Rollup Account and Rollup to Account

Account	Account Description	Adopted Budget	Budget Amendments	Amended Budget	Current Month Transactions	YTD Encumbrances	YTD Transactions	Budget - YTD Transactions	% Used/ Rec'd
Fund 232 - State's Atty Records Automation									
EXPENSE									
<i>Personnel Services- Employee Benefits</i>									
45000	Healthcare Contribution	8,319.00	.00	8,319.00	693.24	.00	8,279.69	39.31	100
45010	Dental Contribution	400.00	.00	400.00	33.32	.00	399.84	.16	100
45100	FICA/SS Contribution	2,698.00	.00	2,698.00	192.31	.00	2,514.13	183.87	93
45200	IMRF Contribution	1,816.00	.00	1,816.00	129.46	.00	1,712.30	103.70	94
<i>Personnel Services- Employee Benefits Totals</i>		\$13,233.00	\$0.00	\$13,233.00	\$1,048.33	\$0.00	\$12,905.96	\$327.04	98%
<i>Contractual Services</i>									
53000	Liability Insurance	1,030.00	.00	1,030.00	.00	.00	1,030.00	.00	100
53010	Workers Compensation	783.00	.00	783.00	.00	.00	783.00	.00	100
53020	Unemployment Claims	15.00	.00	15.00	.00	.00	15.00	.00	100
<i>Contractual Services Totals</i>		\$1,828.00	\$0.00	\$1,828.00	\$0.00	\$0.00	\$1,828.00	\$0.00	100%
<i>Commodities</i>									
60070	Computer Hardware- Non Capital	25,000.00	.00	25,000.00	.00	.00	.00	25,000.00	0
<i>Commodities Totals</i>		\$25,000.00	\$0.00	\$25,000.00	\$0.00	\$0.00	\$0.00	\$25,000.00	0%
EXPENSE TOTALS		\$75,334.00	\$0.00	\$75,334.00	\$3,752.40	\$0.00	\$49,875.09	\$25,458.91	66%
Fund 232 - State's Atty Records Automation Totals									
REVENUE TOTALS		75,334.00	.00	75,334.00	1,679.41	.00	21,376.99	53,957.01	28%
EXPENSE TOTALS		75,334.00	.00	75,334.00	3,752.40	.00	49,875.09	25,458.91	66%
Fund 232 - State's Atty Records Automation Totals		\$0.00	\$0.00	\$0.00	(\$2,072.99)	\$0.00	(\$28,498.10)	\$28,498.10	
Fund 233 - Bad Check Restitution									
REVENUE									
<i>Interest Revenue</i>									
38000	Investment Income	.00	.00	.00	.00	.00	458.31	(458.31)	+++
<i>Interest Revenue Totals</i>		\$0.00	\$0.00	\$0.00	\$0.00	\$0.00	\$458.31	(\$458.31)	+++
REVENUE TOTALS		\$0.00	\$0.00	\$0.00	\$0.00	\$0.00	\$458.31	(\$458.31)	+++
Fund 233 - Bad Check Restitution Totals									
REVENUE TOTALS		.00	.00	.00	.00	.00	458.31	(458.31)	+++
EXPENSE TOTALS		.00	.00	.00	.00	.00	.00	.00	+++
Fund 233 - Bad Check Restitution Totals		\$0.00	\$0.00	\$0.00	\$0.00	\$0.00	\$458.31	(\$458.31)	
Fund 234 - Drug Asset Forfeiture									
REVENUE									
<i>Fines</i>									
36020	Drug Fines	50,000.00	.00	50,000.00	(56,865.63)	.00	.00	50,000.00	0
<i>Fines Totals</i>		\$50,000.00	\$0.00	\$50,000.00	(\$56,865.63)	\$0.00	\$0.00	\$50,000.00	0%
<i>Interest Revenue</i>									
38000	Investment Income	.00	.00	.00	.00	.00	2,533.31	(2,533.31)	+++
<i>Interest Revenue Totals</i>		\$0.00	\$0.00	\$0.00	\$0.00	\$0.00	\$2,533.31	(\$2,533.31)	+++



SAO Through November for JPS Committee- Not Final

Fiscal Year to Date 11/30/23
Include Rollup Account and Rollup to Account

Account	Account Description	Adopted Budget	Budget Amendments	Amended Budget	Current Month Transactions	YTD Encumbrances	YTD Transactions	Budget - YTD Transactions	% Used/ Rec'd
Fund 234 - Drug Asset Forfeiture									
REVENUE									
<i>Transfers In</i>									
39000	Transfer From Other Funds	.00	.00	.00	.00	.00	3,100.00	(3,100.00)	+++
	<i>Transfers In Totals</i>	\$0.00	\$0.00	\$0.00	\$0.00	\$0.00	\$3,100.00	(\$3,100.00)	+++
	REVENUE TOTALS	\$50,000.00	\$0.00	\$50,000.00	(\$56,865.63)	\$0.00	\$5,633.31	\$44,366.69	11%
EXPENSE									
<i>Contractual Services</i>									
50150	Contractual/Consulting Services	50,000.00	.00	50,000.00	.00	.00	.00	50,000.00	0
	<i>Contractual Services Totals</i>	\$50,000.00	\$0.00	\$50,000.00	\$0.00	\$0.00	\$0.00	\$50,000.00	0%
	EXPENSE TOTALS	\$50,000.00	\$0.00	\$50,000.00	\$0.00	\$0.00	\$0.00	\$50,000.00	0%
	Fund 234 - Drug Asset Forfeiture Totals								
	REVENUE TOTALS	50,000.00	.00	50,000.00	(56,865.63)	.00	5,633.31	44,366.69	11%
	EXPENSE TOTALS	50,000.00	.00	50,000.00	.00	.00	.00	50,000.00	0%
	Fund 234 - Drug Asset Forfeiture Totals	\$0.00	\$0.00	\$0.00	(\$56,865.63)	\$0.00	\$5,633.31	(\$5,633.31)	
Fund 235 - State's Attorney Employee Events									
REVENUE									
<i>Reimbursements</i>									
37900	Miscellaneous Reimbursement	10.00	.00	10.00	.00	.00	.00	10.00	0
	<i>Reimbursements Totals</i>	\$10.00	\$0.00	\$10.00	\$0.00	\$0.00	\$0.00	\$10.00	0%
<i>Interest Revenue</i>									
38000	Investment Income	.00	.00	.00	.00	.00	15.64	(15.64)	+++
	<i>Interest Revenue Totals</i>	\$0.00	\$0.00	\$0.00	\$0.00	\$0.00	\$15.64	(\$15.64)	+++
	REVENUE TOTALS	\$10.00	\$0.00	\$10.00	\$0.00	\$0.00	\$15.64	(\$5.64)	156%
EXPENSE									
<i>Commodities</i>									
60010	Operating Supplies	10.00	.00	10.00	.00	.00	.00	10.00	0
	<i>Commodities Totals</i>	\$10.00	\$0.00	\$10.00	\$0.00	\$0.00	\$0.00	\$10.00	0%
	EXPENSE TOTALS	\$10.00	\$0.00	\$10.00	\$0.00	\$0.00	\$0.00	\$10.00	0%
	Fund 235 - State's Attorney Employee Events Totals								
	REVENUE TOTALS	10.00	.00	10.00	.00	.00	15.64	(5.64)	156%
	EXPENSE TOTALS	10.00	.00	10.00	.00	.00	.00	10.00	0%
	Fund 235 - State's Attorney Employee Events Totals	\$0.00	\$0.00	\$0.00	\$0.00	\$0.00	\$15.64	(\$15.64)	
Fund 236 - Child Advocacy Advisory Board									
REVENUE									
<i>Interest Revenue</i>									
38000	Investment Income	.00	.00	.00	.00	.00	284.78	(284.78)	+++
	<i>Interest Revenue Totals</i>	\$0.00	\$0.00	\$0.00	\$0.00	\$0.00	\$284.78	(\$284.78)	+++
	REVENUE TOTALS	\$0.00	\$0.00	\$0.00	\$0.00	\$0.00	\$284.78	(\$284.78)	+++



SAO Through November for JPS Committee- Not Final

Fiscal Year to Date 11/30/23
Include Rollup Account and Rollup to Account

Account	Account Description	Adopted Budget	Budget Amendments	Amended Budget	Current Month Transactions	YTD Encumbrances	YTD Transactions	Budget - YTD Transactions	% Used/ Rec'd
Fund 236 - Child Advocacy Advisory Board Totals									
	REVENUE TOTALS	.00	.00	.00	.00	.00	284.78	(284.78)	+++
	EXPENSE TOTALS	.00	.00	.00	.00	.00	.00	.00	+++
Fund 236 - Child Advocacy Advisory Board Totals									
		\$0.00	\$0.00	\$0.00	\$0.00	\$0.00	\$284.78	(\$284.78)	
Fund 237 - Money Laundering - State's Atty									
REVENUE									
Fines									
36020	Drug Fines	5,000.00	.00	5,000.00	.00	.00	2,637.75	2,362.25	53
	<i>Fines Totals</i>	\$5,000.00	\$0.00	\$5,000.00	\$0.00	\$0.00	\$2,637.75	\$2,362.25	53%
Interest Revenue									
38000	Investment Income	.00	.00	.00	.00	.00	2,469.99	(2,469.99)	+++
	<i>Interest Revenue Totals</i>	\$0.00	\$0.00	\$0.00	\$0.00	\$0.00	\$2,469.99	(\$2,469.99)	+++
Transfers In									
39000	Transfer From Other Funds	.00	.00	.00	.00	.00	9,200.00	(9,200.00)	+++
	<i>Transfers In Totals</i>	\$0.00	\$0.00	\$0.00	\$0.00	\$0.00	\$9,200.00	(\$9,200.00)	+++
	REVENUE TOTALS	\$5,000.00	\$0.00	\$5,000.00	\$0.00	\$0.00	\$14,307.74	(\$9,307.74)	286%
EXPENSE									
Contractual Services									
53100	Conferences and Meetings	5,000.00	.00	5,000.00	.00	.00	.00	5,000.00	0
	<i>Contractual Services Totals</i>	\$5,000.00	\$0.00	\$5,000.00	\$0.00	\$0.00	\$0.00	\$5,000.00	0%
	EXPENSE TOTALS	\$5,000.00	\$0.00	\$5,000.00	\$0.00	\$0.00	\$0.00	\$5,000.00	0%
Fund 237 - Money Laundering - State's Atty Totals									
	REVENUE TOTALS	5,000.00	.00	5,000.00	.00	.00	14,307.74	(9,307.74)	286%
	EXPENSE TOTALS	5,000.00	.00	5,000.00	.00	.00	.00	5,000.00	0%
Fund 237 - Money Laundering - State's Atty Totals									
		\$0.00	\$0.00	\$0.00	\$0.00	\$0.00	\$14,307.74	(\$14,307.74)	
Fund 490 - Kane County Law Enforcement									
REVENUE									
Fines									
36050	DUI Fines	2,000.00	.00	2,000.00	4,102.40	.00	47,893.75	(45,893.75)	2395
	<i>Fines Totals</i>	\$2,000.00	\$0.00	\$2,000.00	\$4,102.40	\$0.00	\$47,893.75	(\$45,893.75)	2395%
Interest Revenue									
38000	Investment Income	2,000.00	.00	2,000.00	.00	.00	2,025.32	(25.32)	101
	<i>Interest Revenue Totals</i>	\$2,000.00	\$0.00	\$2,000.00	\$0.00	\$0.00	\$2,025.32	(\$25.32)	101%
Other									
39900	Fund Balance Utilization	46,000.00	.00	46,000.00	.00	.00	.00	46,000.00	0
	<i>Other Totals</i>	\$46,000.00	\$0.00	\$46,000.00	\$0.00	\$0.00	\$0.00	\$46,000.00	0%
	REVENUE TOTALS	\$50,000.00	\$0.00	\$50,000.00	\$4,102.40	\$0.00	\$49,919.07	\$80.93	100%



SAO Through November for JPS Committee- Not Final

Fiscal Year to Date 11/30/23
Include Rollup Account and Rollup to Account

Account	Account Description	Adopted Budget	Budget Amendments	Amended Budget	Current Month Transactions	YTD Encumbrances	YTD Transactions	Budget - YTD Transactions	% Used/ Rec'd
Fund 490 - Kane County Law Enforcement									
EXPENSE									
<i>Personnel Services- Salaries & Wages</i>									
40000	Salaries and Wages	.00	.00	.00	2,812.50	.00	8,812.50	(8,812.50)	+++
<i>Personnel Services- Salaries & Wages Totals</i>		\$0.00	\$0.00	\$0.00	\$2,812.50	\$0.00	\$8,812.50	(\$8,812.50)	+++
<i>Personnel Services- Employee Benefits</i>									
45100	FICA/SS Contribution	.00	.00	.00	215.16	.00	672.00	(672.00)	+++
<i>Personnel Services- Employee Benefits Totals</i>		\$0.00	\$0.00	\$0.00	\$215.16	\$0.00	\$672.00	(\$672.00)	+++
<i>Contractual Services</i>									
50150	Contractual/Consulting Services	50,000.00	.00	50,000.00	871.25	.00	66,834.19	(16,834.19)	134
<i>Contractual Services Totals</i>		\$50,000.00	\$0.00	\$50,000.00	\$871.25	\$0.00	\$66,834.19	(\$16,834.19)	134%
EXPENSE TOTALS		\$50,000.00	\$0.00	\$50,000.00	\$3,898.91	\$0.00	\$76,318.69	(\$26,318.69)	153%
Fund 490 - Kane County Law Enforcement Totals									
REVENUE TOTALS		50,000.00	.00	50,000.00	4,102.40	.00	49,919.07	80.93	100%
EXPENSE TOTALS		50,000.00	.00	50,000.00	3,898.91	.00	76,318.69	(26,318.69)	153%
Fund 490 - Kane County Law Enforcement Totals		\$0.00	\$0.00	\$0.00	\$203.49	\$0.00	(\$26,399.62)	\$26,399.62	
Grand Totals									
REVENUE TOTALS		5,433,405.00	226,983.00	5,660,388.00	374,150.16	.00	5,490,830.44	169,557.56	97%
EXPENSE TOTALS		15,934,691.00	780,021.00	16,714,712.00	1,390,840.23	8,201.04	14,874,995.19	1,831,515.77	89%
Grand Totals		(\$10,501,286.00)	(\$553,038.00)	(\$11,054,324.00)	(\$1,016,690.07)	(\$8,201.04)	(\$9,384,164.75)	(\$1,661,958.21)	

STATE OF ILLINOIS)

SS.

COUNTY OF KANE)

REPORT NO. TMP-24-1775

MONTHLY REPORTS (ATTACHED)

Kane County Public Defender Monthly Statistics

12/01/2021 - 12/31/2021

PDO - 4110

Case Type	Appointed Month Totals	Appointed YTD Totals	Closed Month Totals	Closed YTD Totals
PDO Civil Law Violation	0	4	0	4
PDO Contempt of Court Civil and Criminal	0	6	0	14
PDO Criminal Felony	305	3,884	328	4,585
PDO Criminal Misdemeanor	318	3,553	360	4,400
PDO DUI	48	730	65	959
PDO Junevile Truancy	0	7	0	2
PDO Juvenile Abuse/Negelct Parent	0	0	2	2
PDO Juvenile Abuse/Neglect CASA	0	0	0	2
PDO Juvenile Delinquency	50	360	11	341
PDO Juvenile Dependency Minor	0	2	0	0
PDO Mental Health	24	334	28	356
PDO Misc Remedies Not SVP	0	16	0	23
PDO Misc Remedies SVP	0	4	0	7
PDO Order of Protection	2	3	2	6
PDO Ordinance Violation	0	8	0	8
PDO Post Conviction Petition	0	0	2	11
PDO Traffic	416	5,374	387	5,270
Totals	1,163	14,285	1,185	15,990

VOP Monthly Opened	VOP Yearly Opened	VOP Monthly Closed	VOP Yearly Closed
87	1193	105	1254

Kane County Public Defender Monthly Statistics

12/01/2022 - 12/31/2022

PDO - 4110

Case Type	Appointed Month Totals	Appointed YTD Totals	Closed Month Totals	Closed YTD Totals
PDO Contempt of Court Civil and Criminal	2	10	2	12
PDO Criminal Felony	312	3,912	247	3,850
PDO Criminal Misdemeanor	191	2,546	202	3,486
PDO Domestic Violence	110	1,144	60	416
PDO DUI	42	553	26	658
PDO Junevile Truancy	0	6	2	4
PDO Juvenile Abuse/Negelct Parent	0	10	0	0
PDO Juvenile Abuse/Neglect CASA	0	10	0	0
PDO Juvenile Delinquency	34	564	26	394
PDO Major Traffic	46	386	26	174
PDO Mental Health	40	388	28	390
PDO Misc Remedies Not SVP	1	21	0	21
PDO Misc Remedies SVP	0	3	2	2
PDO Order of Protection	8	66	2	27
PDO Ordinance Violation	0	8	0	10
PDO Post Conviction Petition	0	0	0	8
PDO Traffic	216	2,824	312	5,041
Totals	1,002	12,451	935	14,493

VOP Monthly Opened	VOP Yearly Opened	VOP Monthly Closed	VOP Yearly Closed
118	1292	102	1081

Kane County Public Defender Monthly Statistics

12/01/2023 - 12/31/2023

PDO - 4110

Case Type	Appointed Month Totals	Appointed YTD Totals	Closed Month Totals	Closed YTD Totals
PDO Civil Law Violation	0	0	0	2
PDO Contempt of Court Civil and Criminal	2	10	2	8
PDO Criminal Felony	344	4,582	295	4,242
PDO Criminal Misdemeanor	217	2,575	216	2,899
PDO Domestic Violence	94	1,520	110	1,288
PDO DUI	46	405	22	477
PDO Junevile Truancy	0	6	0	2
PDO Juvenile Abuse/Negelct Parent	0	16	0	0
PDO Juvenile Abuse/Neglect CASA	0	10	0	0
PDO Juvenile Delinquency	42	602	18	488
PDO Major Traffic	64	648	30	500
PDO Mental Health	46	552	6	504
PDO Misc Remedies Not SVP	4	28	1	25
PDO Misc Remedies SVP	0	7	0	3
PDO Order of Protection	6	113	6	82
PDO Ordinance Violation	2	10	0	4
PDO Post Conviction Petition	0	1	0	0
PDO Traffic	62	1,025	83	2,020
Totals	929	12,110	789	12,544

VOP Monthly Opened	VOP Yearly Opened	VOP Monthly Closed	VOP Yearly Closed
71	1433	98	1333

Kane County Public Defender Monthly Statistics

12/01/2021 - 12/31/2021

SPC - 4130

Case Type	Appointed Month Totals	Appointed YTD Totals	Closed Month Totals	Closed YTD Totals
Specialty Court Abuse/Neglect Parent	36	400	53	371
Specialty Court Criminal Felony	7	130	2	26
Specialty Court Criminal Misdemeanor	0	13	0	22
Specialty Court Juvenile Delinquency	0	1	0	0
Specialty Court Juvenile Dependency Minor	0	6	0	2
Specialty Court Juvenile Dependency Parent	0	0	0	32
Specialty Court Traffic	0	5	1	7
Totals	43	555	56	460

VOP Monthly Opened	VOP Yearly Opened	VOP Monthly Closed	VOP Yearly Closed
0	2	3	72

Kane County Public Defender Monthly Statistics

12/01/2022 - 12/31/2022

SPC - 4130

Case Type	Appointed Month Totals	Appointed YTD Totals	Closed Month Totals	Closed YTD Totals
Specialty Court Abuse/Neglect Parent	24	296	28	300
Specialty Court Adoption	0	1	0	0
Specialty Court Criminal Felony	8	85	0	10
Specialty Court Criminal Misdemeanor	0	2	0	0
Specialty Court DUI	0	5	0	1
Specialty Court DV	0	1	0	0
Specialty Court Juvenile Dependency Minor	0	0	0	6
Specialty Court Juvenile Dependency Parent	0	0	0	6
Specialty Court Juvenile Truancy	0	2	0	0
Veteran's Court Criminal Misdemeanor	0	5	0	0
Veteran's Court DUI	0	2	0	0
Totals	32	399	28	323

VOP Monthly Opened	VOP Yearly Opened	VOP Monthly Closed	VOP Yearly Closed
0	3	9	81

Kane County Public Defender Monthly Statistics

12/01/2023 - 12/31/2023

SPC - 4130

Case Type	Appointed Month Totals	Appointed YTD Totals	Closed Month Totals	Closed YTD Totals
Specialty Court Abuse/Neglect Parent	28	323	46	262
Specialty Court Criminal Felony	5	102	4	31
Specialty Court Criminal Misdemeanor	0	2	0	1
Specialty Court DUI	4	11	0	1
Specialty Court Juvenile Dependency Minor	0	0	0	4
Specialty Court Traffic	0	2	0	2
Veteran's Court Domestic Violence	0	1	0	0
Totals	37	441	50	301

VOP Monthly Opened	VOP Yearly Opened	VOP Monthly Closed	VOP Yearly Closed
0	0	4	97

Kane County Public Defender Monthly Statistics

12/01/2021 - 12/31/2021

MDD - 4120

Case Type	Appointed Month Totals	Appointed YTD Totals	Closed Month Totals	Closed YTD Totals
MDD Contempt of Court Civil and Criminal	0	0	0	1
MDD Criminal Felony	5	131	14	169
MDD Criminal Misdemeanor	10	102	12	168
MDD DUI	0	9	0	8
MDD Juvenile Delinquency	0	6	0	8
MDD Traffic	11	63	0	46
PDO Criminal Misdemeanor	0	1	0	0
Totals	26	312	26	400

VOP Monthly Opened	VOP Yearly Opened	VOP Monthly Closed	VOP Yearly Closed
0	4	0	3

Kane County Public Defender Monthly Statistics

12/01/2022 - 12/31/2022

MDD - 4120

Case Type	Appointed Month Totals	Appointed YTD Totals	Closed Month Totals	Closed YTD Totals
MDD Contempt of Court Civil and Criminal	1	1	0	0
MDD Criminal Felony	6	98	11	90
MDD Criminal Misdemeanor	1	62	14	97
MDD Domestic Violence	1	38	2	15
MDD DUI	0	2	0	9
MDD Juvenile Delinquency	4	29	3	19
MDD Major Traffic	2	7	2	7
MDD Traffic	1	27	4	63
PDO Criminal Misdemeanor	0	0	0	1
Totals	16	264	36	301

VOP Monthly Opened	VOP Yearly Opened	VOP Monthly Closed	VOP Yearly Closed
0	8	0	1

Kane County Public Defender Monthly Statistics

12/01/2023 - 12/31/2023

MDD - 4120

Case Type	Appointed Month Totals	Appointed YTD Totals	Closed Month Totals	Closed YTD Totals
MDD Contempt of Court Civil and Criminal	0	2	0	3
MDD Criminal Felony	4	115	6	126
MDD Criminal Misdemeanor	0	50	5	65
MDD Domestic Violence	2	46	3	35
MDD DUI	0	5	0	7
MDD Juvenile Delinquency	0	14	0	22
MDD Juvenile Delinquency Truancy	0	1	0	0
MDD Major Traffic	0	7	0	4
MDD Traffic	0	7	0	22
PDO Criminal Misdemeanor	0	0	0	1
Totals	6	247	14	285

VOP Monthly Opened	VOP Yearly Opened	VOP Monthly Closed	VOP Yearly Closed
0	2	1	2

STATE OF ILLINOIS)

SS.

COUNTY OF KANE)

REPORT NO. TMP-24-1773

JJC HOUSING REPORT (ATTACHED)

JJC Out of County Housing Report by Month for Detention - FY 24

Quarter		Average Daily Population	Total Billed	Average Daily Population	Total Billed	Average Daily Population	Total Billed	Average Daily Population	Total Billed	Transport Fees	
		DuPage		Kendall		Lee		McHenry		All Counties	
1st	Dec-23	5.7	\$ 30,975	2.2	\$ 12,075	0.4	\$ 1,925	2.1	\$ 11,375	Dec-23	\$100
	Jan-24									Jan-24	
	Feb-24									Feb-24	
2nd	Mar-24									Mar-24	
	Apr-24									Apr-24	
	May-24									May-24	
3rd	Jun-24									Jun-24	
	Jul-24									Jul-24	
	Aug-24									Aug-24	
4th	Sep-24									Sep-24	
	Oct-24									Oct-24	
	Nov-24									Nov-24	
TOTAL YTD		5.7	\$ 30,975	2.2	\$ 12,075	0.4	\$ 1,925	2.1	\$ 11,375	Total	\$100

Quarter		Average Daily Population	Total Billed	Average Daily Population	Total Billed	Average Daily Population	Total Billed	Average Daily Population	Total Billed	Average Daily Population	Total Billed
		Ogle		Stephenson		Whiteside		Non-IGA		All Counties & Transports	
1st	Dec-23	0.8	\$ 4,200	1.1	\$ 6,125	0.4	\$ 2,100	0.0	\$ -	Dec-23	12.7 \$ 68,875
	Jan-24									Jan-24	0.0 \$ -
	Feb-24									Feb-24	0.0 \$ -
2nd	Mar-24									Mar-24	0.0 \$ -
	Apr-24									Apr-24	0.0 \$ -
	May-24									May-24	0.0 \$ -
3rd	Jun-24									Jun-24	0.0 \$ -
	Jul-24									Jul-24	0.0 \$ -
	Aug-24									Aug-24	0.0 \$ -
4th	Sep-24									Sep-24	0.0 \$ -
	Oct-24									Oct-24	0.0 \$ -
	Nov-24									Nov-24	0.0 \$ -
TOTAL YTD		0.8	\$ 4,200	1.1	\$ 6,125	0.4	\$ 2,100	0.0	\$ -	Year-to-Date	\$ 68,875



RESOLUTION / ORDINANCE EXECUTIVE SUMMARY ADDENDUM

Title

AUTHORIZING AN INTERGOVERNMENTAL AGREEMENT WITH DUPAGE COUNTY FOR JUVENILE DETENTION SERVICES

Committee Flow:

Judicial Public Safety Committee, Finance and Budget Committee, Executive Committee, County Board

Contact:

Lisa Aust 630-232-5805

Budget Information:

Was this item budgeted? N/A	Appropriation Amount: \$ N/A
If not budgeted, explain funding source: N/A	

Summary:

The Intergovernmental Cooperation Act, 5 ILCS 220/1 et seq., provides that any county may participate in an intergovernmental agreement under this Act notwithstanding the absence of specific authority under the State law to perform the service involved provided that the unit of local government contracting with the county has authority to perform the service. DuPage County first entered into an intergovernmental agreement (IGA) with Kane County in 2011 wherein Kane County housed DuPage County minors at its Juvenile Justice Center, and has continued with successive IGA's, and DuPage County desires to continue the relationship for services by entering into a new IGA wherein the per diem charge increases to \$175.00 (one hundred and seventy-five dollars) per day, per minor. The intergovernmental agreement with DuPage County commences on February 1, 2024, and will continue for a period of four (4) years until February 1, 2028.

STATE OF ILLINOIS)

SS.

COUNTY OF KANE)

REPORT NO. TMP-24-1785

MONTHLY REPORT (ATTACHED)



January 2024

**Financial Report
Cases Filed Report
Electronic Order Report
Cases Scheduled Court Report
E file & Proposed Order Report
Phone Report
Staff Report**

**CIRCUIT CLERK
MONTHLY REPORT**

Theresa E. Barreiro

Judicial & Public Safety Committee Report NOVEMBER 2023

Total Revenue General Fund and Special Funds			\$ 843,564.60
	Admin Annual Fees \$36 Fee	\$ 9,906.58	
	Circuit Clerk Fee	\$ 349,862.88	
	Bond 10% Fee	\$ 8,302.00	
	County Fee	\$ -	
	County Fine	\$ 18,200.86	
	Various County Fees	\$ 457,292.28	
Court Ordered Direct Child Support Payments			\$ 14,476.78
	Support & Maintenance	\$ 24,383.36	
	Less Admin Annual Fee	\$ (9,906.58)	
Fines, Costs and Fees			\$ 493,081.87
	Illinois State Fee	\$ 27,912.45	
	Illinois State Fine	\$ 150,153.07	
	Law Enforcement Agency Fee	\$ 311,908.39	
	Law Enforcement Agency Fine	\$ 2,641.34	
	Law Enforcement Municipal Agency Fees	\$ 466.62	
	Total Fee for All Funds	\$ 1,351,123.25	\$ 1,351,123.25

COLLECTION STATUS

current month- Harris & Harris Gross
Collections Received

\$64,508.16

current month- Monthly cases sent to
collections

NA

current month- Total Assessment for cases
sent to Collections

NA

Case Filing Statistics Report

ILKANEPROD

Circuit Court

Case Filing Date Range: 01/01/2023 to 12/31/2023

Case Category Case Type and Case Subtype	Cases Filed in Date Range	Total Cases Filed Year To Date 2023	Total Cases Filed Year To Date 2022	Case Filing Increase/Decrease		% Case Filing Increase/Decrease	Projected Year Total
Civil							
AR - Arbitration (\$10,000.01 to \$15K)	132	132	0	132	+		132
AR - Arbitration (\$15,000.01 - \$75,000.00)	483	483	399	84	+	21.1	483
AR - Arbitration (up to \$10K)	3	3	0	3	+		3
AR - Arbitration (up to \$15K)	298	298	400	102	-	25.5	298
AR - Change of Venue - Arbitration	1	1	1	0		0.0	1
CA - Court Administration	4	4	4	0		0.0	4
CC - Direct Civil Contempt	1	1	0	1	+		1
CC - Indirect Civil Contempt	8	8	12	4	-	33.3	8
CH - Abandoned Mobile Home	0	0	1	1	-	100.0	0
CH - Change of Venue - Chancery	2	2	3	1	-	33.3	2
CH - Construction of Inter Vivos Trust	0	0	1	1	-	100.0	0
CH - Construction of Testamentary Trust (P case disposed)	1	1	0	1	+		1
CH - Contract Actions	38	38	10	28	+	280.0	38
CH - Detinue	16	16	4	12	+	300.0	16
CH - Equitable Lien	1	1	1	0		0.0	1
CH - Foreclosure of Security Interest in Personal Property	1	1	3	2	-	66.7	1
CH - Injunction (Except in Tax & Dissolution)	31	31	28	3	+	10.7	31
CH - Interpleader	4	4	2	2	+	100.0	4
CH - Mechanic's Lien Foreclosure	15	15	14	1	+	7.1	15
CH - Partition	12	12	11	1	+	9.1	12
CH - Partnership Dissolution	3	3	2	1	+	50.0	3
CH - Quiet Title	16	16	7	9	+	128.6	16
CH - Rescission of Contract	2	2	0	2	+		2
CH - Restraining Order	0	0	1	1	-	100.0	0
CH - Specific Performance	8	8	7	1	+	14.3	8
CH - Structured Settlement (Original Action to Assign)	3	3	7	4	-	57.1	3
CH - Trust Administration	10	10	5	5	+	100.0	10

Case Filing Statistics Report

ILKANEPROD

Circuit Court

Case Filing Date Range: 01/01/2023 to 12/31/2023

Case Category Case Type and Case Subtype	Cases Filed in Date Range	Total Cases Filed Year To Date 2023	Total Cases Filed Year To Date 2022	Case Filing Increase/Decrease	% Case Filing Increase/Decrease	Projected Year Total
ED - Change of Venue - Eminent Domain	1	1	1	0	0.0	1
ED - Eminent Domain	18	18	24	6 -	25.0 -	18
EV - Change of Venue - Eviction	2	2	3	1 -	33.3 -	2
EV - Commercial	49	49	43	6 +	14.0 +	49
EV - Commercial - Possession Only	8	8	3	5 +	166.7 +	8
EV - Ejectment	2	2	3	1 -	33.3 -	2
EV - Residential	0	0	363	363 -	100.0 -	0
EV - Residential	1,441	1,441	1,046	395 +	37.8 +	1441
EV - Residential - Possession Only	214	214	161	53 +	32.9 +	214
EV - Residential - Possession Only	0	0	50	50 -	100.0 -	0
FC - Change of Venue - Foreclosure	1	1	4	3 -	75.0 -	1
FC - Commercial Real Estate	11	11	10	1 +	10.0 +	11
FC - Residential Foreclosure/Termination of Lease	5	5	13	8 -	61.5 -	5
FC - Residential Real Estate	603	603	660	57 -	8.6 -	603
FC - Residential Real Estate (Tier 1)	27	27	36	9 -	25.0 -	27
FC - Residential Real Estate (Tier 2)	0	0	3	3 -	100.0 -	0
FC - Residential Real Estate (Tier 3)	3	3	1	2 +	200.0 +	3
GC - Drainage Assessment (Except Tax Collection)	1	1	1	0	0.0	1
LA - Change of Venue - Law	26	26	21	5 +	23.8 +	26
LA - Confession of Judgment (over \$50,000.00)	1	1	3	2 -	66.7 -	1
LA - Contract - Money Damages (over \$50,000.00)	85	85	96	11 -	11.5 -	85
LA - Enforcement of Arbitration and Award (over \$50,000.00)	10	10	7	3 +	42.9 +	10
LA - Replevin (over \$50,000.00)	5	5	2	3 +	150.0 +	5
LA - Statutory Action (State/Political Subdivision) (>\$50K)	2	2	3	1 -	33.3 -	2
LA - Tort - Money Damages (over \$50,000.00)	403	403	371	32 +	8.6 +	403

Case Filing Statistics Report

ILKANEPROD

Circuit Court

Case Filing Date Range: 01/01/2023 to 12/31/2023

Case Category Case Type and Case Subtype	Cases Filed in Date Range	Total Cases Filed Year To Date 2023	Total Cases Filed Year To Date 2022	Case Filing Increase/Decrease		% Case Filing Increase/Decrease	Projected Year Total
LA - Trover (over \$50,000.00)	1	1	2	1	-	50.0 -	1
LA - Wrongful Death (over \$50,000.00)	23	23	27	4	-	14.8 -	23
LM - Arbitration & Award (\$15,000.01 - \$50,000.00)	12	12	6	6	+	100.0 +	12
LM - Arbitration & Award (up to \$15K)	4	4	3	1	+	33.3 +	4
LM - Change of Venue - Law Magistrate (\$15,000.01 to \$50K)	1	1	1	0		0.0	1
LM - Change of Venue - Law Magistrate (up to \$15K)	1	1	1	0		0.0	1
LM - Confession of Judgment (\$15,000.01 - \$50,000.00)	1	1	0	1	+		1
LM - Confession of Judgment (up to \$15K)	0	0	1	1	-	100.0 -	0
LM - Contract - Money Damages (\$15,000.01 - \$50,000.00)	46	46	15	31	+	206.7 +	46
<i>Jury</i>	0	0	1	1	-	100.0 -	0
<i>No Subtype</i>	46	46	14	32	+	228.6 +	46
LM - Contract - Money Damages (up to \$15K)	28	28	7	21	+	300.0 +	28
LM - Distress for Rent (up to \$15K)	1	1	3	2	-	66.7 -	1
LM - Replevin (\$15,000.01 - \$50,000.00)	37	37	11	26	+	236.4 +	37
LM - Replevin (Up to \$15K)	16	16	5	11	+	220.0 +	16
LM - Tort - Money Damages (\$15,000.01 - \$50,000.00)	11	11	10	1	+	10.0 +	11
LM - Tort - Money Damages (up to \$15K)	6	6	5	1	+	20.0 +	6
LM - Trover (\$15,000.01 - \$50,000.00)	1	1	0	1	+		1
MR - Administrative Review - Unemployment	7	7	3	4	+	133.3 +	7
MR - Building Code Violation	69	69	57	12	+	21.1 +	69
MR - Certiorari	2	2	0	2	+		2
MR - Change of Name	200	200	215	15	-	7.0 -	200
MR - Change of Venue - Misc.	8	8	7	1	+	14.3 +	8

Case Filing Statistics Report

ILKANEPROD

Circuit Court

Case Filing Date Range: 01/01/2023 to 12/31/2023

Case Category Case Type and Case Subtype	Cases Filed in Date Range	Total Cases Filed Year To Date 2023	Total Cases Filed Year To Date 2022	Case Filing Increase/Decrease	% Case Filing Increase/Decrease	Projected Year Total
Remedy (no original filing fee)						
MR - Consumer Fraud/Deceptive Business Practice	1	1	0	1 +		1
MR - Corporation Dissolution	1	1	2	1 -	50.0 -	1
MR - Declaratory Judgment	23	23	16	7 +	43.8 +	23
MR - Demolition	5	5	4	1 +	25.0 +	5
MR - Escheat	0	0	1	1 -	100.0 -	0
MR - Lost Goods or Money (Estray)	0	0	1	1 -	100.0 -	0
MR - Mandamus	1	1	3	2 -	66.7 -	1
MR - Quo Warranto	0	0	1	1 -	100.0 -	0
MR - Review of Administrative Proceedings	40	40	40	0	0.0	40
MX - Application for Order - Eavesdropping	18	18	5	13 +	260.0 +	18
MX - Application for Order -Electronic Criminal Surveillance	75	75	70	5 +	7.1 +	75
MX - Appointment of Special Prosecutor	0	0	1	1 -	100.0 -	0
MX - Change of Venue - Miscellaneous Criminal	2	2	2	0	0.0	2
MX - Extradition	106	106	1	105 +	10500. +	106
MX - Forfeiture of Seized Property	92	92	86	6 +	7.0 +	92
MX - Fugitive from Justice	70	70	10	60 +	600.0 +	70
MX - Habeas Corpus (Civil or Criminal)	1	1	0	1 +		1
MX - Peace Bond Complaint (Fugitive from Justice)	1	1	6	5 -	83.3 -	1
MX - Petition to Expunge (No Criminal Case - Adult)	7	7	7	0	0.0	7
MX - Petition to Expunge (No Existing Case - Juvenile)	1	1	0	1 +		1
MX - Petition to Secure Testimony for Out-Of-State Witness	0	0	1	1 -	100.0 -	0
MX - Rendition	2	2	4	2 -	50.0 -	2
MX - Search Warrant	2,494	2,494	1,707	787 +	46.1 +	2494

Case Filing Statistics Report

ILKANEPROD

Circuit Court

Case Filing Date Range: 01/01/2023 to 12/31/2023

Case Category Case Type and Case Subtype	Cases Filed in Date Range	Total Cases Filed Year To Date 2023	Total Cases Filed Year To Date 2022	Case Filing Increase/Decrease		% Case Filing Increase/Decrease	Projected Year Total
MX - Sexually Violent Person Commitment Proceedings	0	0	1	1	-	100.0 -	0
SC - Change of Venue - Small Claims (\$2,500.01 to \$10K)	3	3	2	1	+	50.0 +	3
SC - Change of Venue - Small Claims (Up to \$2,500)	2	2	2	0		0.0	2
SC - Contract (\$2,500.01 to \$10K)	2,375	2,375	2,201	174	+	7.9 +	2375
SC - Contract (Up to \$2,500)	1,647	1,647	1,966	319	-	16.2 -	1647
SC - Tax Collection (\$2,500.01 to \$10K)	1	1	1	0		0.0	1
SC - Tort - Money Damages (\$2,500.01 to \$10K)	210	210	195	15	+	7.7 +	210
SC - Tort - Money Damages (Up to \$2,500)	59	59	51	8	+	15.7 +	59
TX - Annual Tax Sale	5	5	21	16	-	76.2 -	5
TX - Change of Venue - Tax	1	1	1	0		0.0	1
TX - Petition for Tax Deed	125	125	59	66	+	111.9 +	125
TX - Sale in Error	2	2	13	11	-	84.6 -	2
TX - Tax Injunction	0	0	1	1	-	100.0 -	0
WI - Disclaimer-(No P Or Will Filed)	2	2	0	2	+		2
WI - Will	1,300	1,300	1,336	36	-	2.7 -	1300
Total Civil	13,158	13,158	12,048	1110	+	9.2 +	7426

Case Filing Statistics Report

ILKANEPROD

Circuit Court

Case Filing Date Range: 01/01/2023 to 12/31/2023

Case Category Case Type and Case Subtype	Cases Filed in Date Range	Total Cases Filed Year To Date 2023	Total Cases Filed Year To Date 2022	Case Filing Increase/Decrease	% Case Filing Increase/Decrease	Projected Year Total
Criminal						
CC - Contempt of Court	0	0	7	7 -	100.0 -	0
CC - Direct Criminal Contempt	3	3	2	1 +	50.0 +	3
CC - Indirect Criminal Contempt	14	14	5	9 +	180.0 +	14
CF - Criminal Felony	2,767	2,767	2,411	356 +	14.8 +	2767
CL - Civil Law Violation	4	4	4	0	0.0	4
CM - Criminal Misdemeanor	2,088	2,088	1,705	383 +	22.5 +	2088
CV - Conservation Violation	34	34	15	19 +	126.7 +	34
DT - DUI	1,064	1,064	1,023	41 +	4.0 +	1064
DV - Domestic Violence	1,040	1,040	903	137 +	15.2 +	1040
JD - Juvenile Delinquency	320	320	315	5 +	1.6 +	320
MT - Major Traffic	8,588	8,588	7,155	1433 +	20.0 +	8588
MX - Interstate Probationer Transfer (Adult)	19	19	19	0	0.0	19
MX - Intrastate Probationer Transfer (Adult)	328	328	312	16 +	5.1 +	328
OV - Ordinance Violation	1,800	1,800	1,401	399 +	28.5 +	1800
QC - Quasi Criminal	23	23	12	11 +	91.7 +	23
TR - Minor Traffic	24,732	24,732	21,154	3578 +	16.9 +	24732
TR - Traffic	0	0	7	7 -	100.0 -	0
XM - Bond Transfer	614	614	694	80 -	11.5 -	614
Total Criminal	43,438	43,438	37,144	6294 +	16.9 +	49170

Case Filing Statistics Report

ILKANEPROD

Circuit Court

Case Filing Date Range: 01/01/2023 to 12/31/2023

Case Category Case Type and Case Subtype	Cases Filed in Date Range	Total Cases Filed Year To Date 2023	Total Cases Filed Year To Date 2022	Case Filing Increase/Decrease	% Case Filing Increase/Decrease	Projected Year Total
Family						
AD - Adoption	161	161	145	16 +	11.0 +	161
AD - Change of Venue - Adoption	1	1	1	0	0.0	1
DC - Change of Venue - Dissolution (with children)	13	13	7	6 +	85.7 +	13
DC - Dissolution (with children)	675	675	633	42 +	6.6 +	675
DC - Dissolution of Civil Union (with children)	9	9	6	3 +	50.0 +	9
DC - DV Dissolution (with children)	31	31	16	15 +	93.8 +	31
DC - DV Dissolution of Civil Union (with children)	0	0	1	1 -	100.0 -	0
DC - Invalidity (with children)	2	2	2	0	0.0	2
DC - Legal Separation (with children)	6	6	4	2 +	50.0 +	6
DN - Change of Venue - Dissolution (without children)	3	3	3	0	0.0	3
DN - Dissolution (without children)	735	735	659	76 +	11.5 +	735
DN - Dissolution of Civil Union (without children)	16	16	15	1 +	6.7 +	16
DN - DV Dissolution (without children)	8	8	14	6 -	42.9 -	8
DN - Invalidity (without children)	3	3	6	3 -	50.0 -	3
DN - Legal Separation (without children)	1	1	3	2 -	66.7 -	1
FA - Change of Venue - Family (Fee Linked to Filing Code)	11	11	20	9 -	45.0 -	11
FA - Parentage	11	11	7	4 +	57.1 +	11
FA - Petition for Custody	61	61	43	18 +	41.9 +	61
FA - Petition for Parental Resp. of Child(ren) (Visitation)	51	51	72	21 -	29.2 -	51
FA - Petition for Parental Responsibility (Child Support)	262	262	337	75 -	22.3 -	262
FA - Petition for Visitation of child(ren)	16	16	16	0	0.0	16
FA - Petition to Request Support	130	130	31	99 +	319.4 +	130
JA - Change of Venue - Juvenile Abuse and Neglect	1	1	1	0	0.0	1

Case Filing Statistics Report

ILKANEPROD

Circuit Court

Case Filing Date Range: 01/01/2023 to 12/31/2023

Case Category Case Type and Case Subtype	Cases Filed in Date Range	Total Cases Filed Year To Date 2023	Total Cases Filed Year To Date 2022	Case Filing Increase/Decrease		% Case Filing Increase/Decrease	Projected Year Total
JA - Neglect or Abuse	193	193	151	42	+	27.8 +	193
JV - Change of Venue - Juvenile	2	2	1	1	+	100.0 +	2
JV - Juvenile	1	1	5	4	-	80.0 -	1
JV - Truancy	3	3	5	2	-	40.0 -	3
OP - Change of Venue - Order of Protection	12	12	12	0		0.0	12
OP - Civil No Contact Order	25	25	14	11	+	78.6 +	25
OP - Firearm Restraining Order	6	6	5	1	+	20.0 +	6
OP - Order of Protection	1,510	1,510	1,339	171	+	12.8 +	1510
OP - Stalking No Contact Order	418	418	272	146	+	53.7 +	418
Total Family	4,377	4,377	3,846	531	+	13.8 +	2207
Probate							
GR - Change of Venue - Guardianship	10	10	14	4	-	28.6 -	10
GR - Guardianship of Estate of Living Person	7	7	10	3	-	30.0 -	7
GR - Guardianship of Minor	150	150	139	11	+	7.9 +	150
GR - Guardianship of Person with Disability	170	170	182	12	-	6.6 -	170
MH - Administrator to Administer Treatment	66	66	22	44	+	200.0 +	66
MH - Change of Venue - Mental Health	1	1	1	0		0.0	1
MH - Petition for Discharge	1	1	3	2	-	66.7 -	1
MH - Petition for Hospitalization	215	215	177	38	+	21.5 +	215
PR - Administration of Decedent's Estate	549	549	564	15	-	2.7 -	549
PR - Change of Venue - Probate	3	3	2	1	+	50.0 +	3
PR - Wrongful Death/Collection of Judgment	3	3	3	0		0.0	3
Total Probate	1,175	1,175	1,117	58	+	5.2 +	1175
Grand Total	62,148	62,148	54,155	7,993	+	14.8 +	59978

CIC Electronic Order Report

December 2023



Odyssey Integrations Count

Events	78613
Images	18471
Hearings	10750
Warrants	660
Summons	728

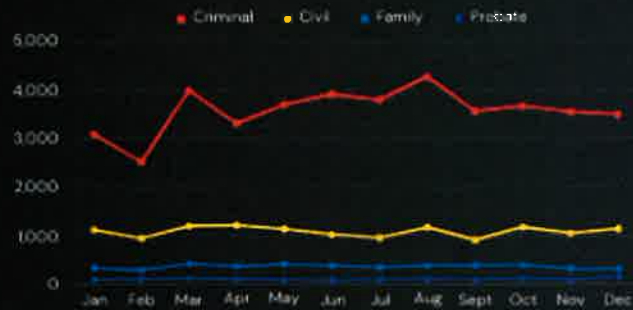
Electronic Document Count by Program

ECO	15374
Laserfiche	3097

ECO Order Count by Courtroom

Courtroom 005	Bond Call	14
Courtroom 007	Order of Protection Court	0
Courtroom 150	Expungements	16
Courtroom 203	DUI Court	1703
Courtroom 209	Misdemeanor Domestic Violence Court	1215
Courtroom 211	Felony Trial Court	519
Courtroom 217	Felony Specialty Court	989
Courtroom 301	Chief Judge Court	0
Courtroom 305	Felony Trial Court	839
Courtroom 311	Felony Trial Court	464
Courtroom 313	Felony Trial Court	508
Courtroom 319	Felony Trial Court	563
Aurora Branch Court	Traffic and Misdemeanor Court	2973
Elgin Branch Court	Traffic and Misdemeanor Court	2887
Kane Branch Court	Traffic and Misdemeanor Court	2651
Elgin Mental Health	Mental Health Court	29
Presence Mercy Center	Mental Health Court	1
St. Joseph's Hospital	Mental Health Court	3

2023 NEW CASE FILINGS



Monthly Cases Filed In Kane County

	<u>Criminal</u>	<u>Civil</u>	<u>Family</u>	<u>Probate</u>
Jan	3,088	1,131	338	88
Feb	2,517	954	290	99
Mar	3,988	1,213	424	116
Apr	3,310	1,231	370	103
May	3,696	1,150	414	92
Jun	3,908	1,032	385	79
Jul	3,793	962	350	86
Aug	4,271	1,181	383	89
Sept	3,558	916	387	87
Oct	3,664	1,184	395	113
Nov	3,541	1,053	317	83
Dec	3,490	1,146	316	140

2023 FILES SCHEDULED FOR COURT



Monthly Cases Scheduled For Court

	<u>Criminal</u>	<u>Civil</u>	<u>Criminal</u>	<u>Civil</u>
Jan	9,315	3,897	Aug	7,710 3,369
Feb	7,817	3,134	Sept	7,496 3,322
Mar	8,532	3,832	Oct	7,013 3,153
Apr	8,696	3,355	Nov	6,845 2,863
May	7,612	3,479	Dec	5,980 2,810
Jun	8,075	3,626		
Jul	6,945	2,908		

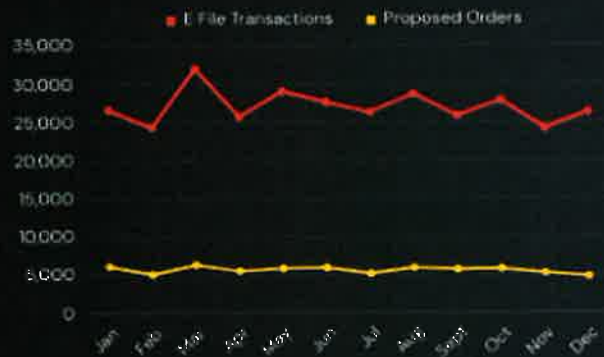
2023 ECO ORDERS



Monthly ECO Orders

<u>ECO Orders</u>	<u>ECO Orders</u>		
Jan	17,417	Aug	17,158
Feb	17,383	Sept	17,057
Mar	16,770	Oct	16,141
Apr	17,214	Nov	15,820
May	16,052	Dec	15,374
Jun	17,398		
Jul	16,006		

2023 E-FILE TRANSACTIONS & PROPOSED ORDERS



Monthly E File and Proposed Orders

	<u>E File</u>	<u>Proposed Orders</u>		<u>E File</u>	<u>Proposed Orders</u>
Jan	26,565	6,172	Aug	28,610	5,923
Feb	24,282	5,105	Sept	25,777	5,684
Mar	31,981	6,368	Oct	27,755	5,763
Apr	25,704	5,533	Nov	24,153	5,212
May	28,984	5,870	Dec	26,230	4,751
Jun	27,541	5,944			
Jul	26,251	5,155			

2023 PHONE CALLS



Monthly Calls Handled By Staff

	<u>Calls Received</u>		<u>Calls Received</u>
Jan	6,672	Aug	7,545
Feb	6,587	Sept	6,787
Mar	7,667	Oct	7,141
Apr	6,817	Nov	6,765
May	7,481	Dec	6,743
Jun	7,163		
Jul	6,572		

2023 TOTAL CIC STAFF



Monthly Total Staff

	<u>Staff</u>		<u>Staff</u>
Jan	90	Aug	96
Feb	91	Sept	94
Mar	95	Oct	99
Apr	96	Nov	97
May	94	Dec	96
Jun	93		
Jul	94		

Date	Civil	Civil Ab	Civ Sch	Civ Sch Ab	Criminal	Crim Ab	Crim Sch	Crim Sch Ab	Records	Records Ab	Chat	Total calls	Total Abs	% Abs	% service	Closings
12/1/2023	125	3	59	1	136	9	14	0	17	0	5	351	13	4%	96%	
12/4/2023	115	2	64	0	206	9	10	1	23	0	6	418	12	3%	97%	
12/5/2023	140	1	67	1	175	22	18	2	19	0	11	419	26	6%	94%	
12/6/2023	122	0	64	1	182	12	15	0	22	0	14	405	13	3%	97%	
12/7/2023	120	0	56	1	161	12	18	3	27	1	10	382	17	4%	96%	
12/8/2023	99	2	56	0	150	14	15	5	20	0	9	340	21	6%	94%	
12/11/2023	103	7	76	3	204	41	26	7	24	1	26	433	59	14%	86%	
12/12/2023	106	7	65	0	180	34	20	7	20	0	14	391	48	12%	88%	
12/13/2023	118	7	64	0	171	25	19	5	26	0	8	398	37	9%	91%	
12/14/2023	128	3	79	1	139	12	14	1	24	0	15	384	17	4%	96%	
12/15/2023	81	1	52	0	122	5	14	1	17	0	12	286	7	2%	98%	
12/18/2023	125	0	71	0	159	26	16	2	21	0	16	392	28	7%	93%	
12/19/2023	125	5	53	0	155	4	15	0	16	0	13	364	9	2%	98%	
12/20/2023	95	1	44	0	156	14	9	2	12	0	8	316	17	5%	95%	
12/21/2023	91	2	59	0	145	5	6	0	19	0	12	320	7	2%	98%	
12/22/2023	67	0	55	1	84	0	7	0	12	0	8	225	1	0%	100%	
12/25/2023												0	0	#DIV/0!	#DIV/0!	holiday
12/26/2023	35	0	17	0	54	3	5	0	5	0	19	116	3	3%	97%	
12/27/2023	86	0	60	0	139	0	10	1	19	0	13	314	1	0%	100%	
12/28/2023	94	0	44	0	126	5	8	2	23	2	13	295	9	3%	97%	
12/29/2023	70	0	39	0	66	2	4	0	15	0	11	194	2	1%	99%	
Total	2045	41	1144	9	2910	254	263	39	381	4	243	6743	347	5%	95%	