



Kane County

KC Human Services Committee

Agenda

Government Center
719 S. Batavia Ave., Bldg. A
Geneva, IL 60134

SURGES, Linder, Allan, Kenyon, Lewis, Silva, Tarver & ex-officios Pierog (County Chair) and Tepe (County Vice Chair)

Wednesday, December 13, 2023

9:00 AM

County Board Room

- 1. Call To Order**
 - 2. Roll Call**
 - 3. Remote Attendance Requests**
 - 4. Approval of Minutes: November 15, 2023**
 - 5. Public Comment (Agenda Items)**
 - 6. Monthly Financial Reports**
 - A. Monthly Finance Reports (attached)**
 - 7. Department of Human Resource Management**
 - A. Monthly Blue Cross Blue Shield Invoice (attached)**
 - B. Monthly BCBS and MERP Totals (attached)**
 - C. Monthly Assured Partners Report (attached)**
 - D. Monthly Applicants and Staff Changes (attached)**
 - E. Monthly Workers Comp and Liability Reports (attached)**
 - 8. Compliance**
 - A. Monthly Training Report (attached)**
 - 9. Old Business**
 - A. Equity Project Update**
 - 10. New Business**
 - A. Resolution: Restating the Kane County Equal Employment Opportunity Plan for July 1, 2021 - June 30, 2022**
 - 11. Reports Placed On File**
 - 12. Executive Session**
-

A. Release of Closed Session Minutes

13. Open Session

A. Vote on Release of Closed Session Minutes

14. Public Comment (Non-Agenda Items)

15. Adjournment

STATE OF ILLINOIS)
COUNTY OF KANE) SS.

REPORT NO. TMP-23-1705
MONTHLY FINANCE REPORTS (ATTACHED)

Human Services Committee Revenue Report - Summary
Through November 30, 2023 (100% YTD) DRAFT

	Current Month Transactions	Total Amended Budget	YTD Actual Transactions	Total % Received
120 Human Resource Management	\$ -	\$ 984	\$ 765	77.70%
246 Employee Events Fund	\$ -	\$ 984	\$ 765	77.70%
Grand Total	\$ -	\$ 984	\$ 765	77.70%

Human Services Committee Expenditure Report - Summary
Through November 30, 2023 (100% YTD, 100% Payroll Expense through Pay Period Ending 11/25/2023)
DRAFT












































	Current Month Transactions	Total Amended Budget	YTD Actual Transactions	YTD Encumbrances	Total % Used
120 Human Resource Management	\$ 332,593	\$ 4,682,060	\$ 4,364,484	\$ 23,014	93.71%
001 General Fund	\$ 20,044	\$ 356,263	\$ 263,124	\$ -	73.86%
010 Insurance Liability	\$ 312,550	\$ 4,324,813	\$ 4,101,360	\$ 23,014	95.37%
246 Employee Events Fund		\$ 984	\$ -	\$ -	0.00%
Grand Total	\$ 332,593	\$ 4,682,060	\$ 4,364,484	\$ 23,014	93.71%

Human Services Committee Expenditure Report - Detail

Through November 30, 2023 (100% YTD, 100% Payroll Expense through Pay Period Ending 11/25/2023) DRAFT

	Current Month Transactions	Total Amended Budget	YTD Actual Transactions	YTD Encumbrances	Total % Used
120 Human Resource Management	\$ 332,593	\$ 4,682,060	\$ 4,364,484	\$ 23,014	93.71%
001 General Fund	\$ 20,044	\$ 356,263	\$ 263,124	\$ -	73.86%
Personnel Services- Salaries & Wages	\$ 15,035	\$ 219,656	\$ 198,816	\$ -	90.51%
Personnel Services- Employee Benefits	\$ 4,316	\$ 50,057	\$ 49,754	\$ -	99.39%
Commodities	\$ 332	\$ 7,500	\$ 2,759	\$ -	36.79%
Contractual Services	\$ 360	\$ 79,050	\$ 11,796	\$ -	14.92%
010 Insurance Liability	\$ 312,550	\$ 4,324,813	\$ 4,101,360	\$ 23,014	95.37%
Personnel Services- Salaries & Wages	\$ 11,784	\$ 143,005	\$ 154,314	\$ -	107.91%
Personnel Services- Employee Benefits	\$ 2,870	\$ 34,718	\$ 39,098	\$ -	112.61%
Commodities	\$ -	\$ -	\$ -	\$ 355	0.00%
Contractual Services	\$ 297,896	\$ 4,143,012	\$ 3,903,871	\$ -	94.23%
Transfers Out	\$ -	\$ 4,078	\$ 4,078	\$ -	100.00%
Capital	\$ -	\$ -	\$ -	\$ 22,659	0.00%
246 Employee Events Fund	\$ -	\$ 984	\$ -	\$ -	0.00%
Commodities	\$ -	\$ 984	\$ -	\$ -	0.00%
Grand Total	\$ 332,593	\$ 4,682,060	\$ 4,364,484	\$ 23,014	93.71%

Human Services Revenue Expense Report - By Account Detail
Through November 30, 2023 (100% YTD, 100% Payroll Expense through Pay Period Ending 11/25/2023) DRAFT
***2019, 2020, 2021, 2022 Actual Full Fiscal Year**

Department / Fund / Account Classification	2019 Actual Amount*	2020 Actual Amount*	2021 Actual Amount*	2022 Actual Amount*	2023 Actual Amount	2023 Adopted Budget	2024 Adopted Budget	2023 YTD% Actual/Budget	2019 - 2023 Trend
120 Human Resource Management	\$ (3,005,079)	\$ (3,511,332)	\$ (3,543,852)	\$ (3,709,938)	\$ (4,363,720)			N/A	
001 General Fund	\$ (234,941)	\$ (248,652)	\$ (230,337)	\$ (205,373)	\$ (263,124)	\$ -	\$ -	N/A	
Expenses	\$ 234,941	\$ 248,652	\$ 230,337	\$ 205,373	\$ 263,124	\$ 322,813	\$ 260,846	81.5%	
Personnel Services- Salaries & Wages	\$ 152,144	\$ 181,653	\$ 166,938	\$ 160,097	\$ 198,816	\$ 219,656	\$ 202,946	90.5%	
40000 - Salaries and Wages	\$ 152,144	\$ 181,794	\$ 166,938	\$ 160,097	\$ 198,816	\$ 213,239	\$ 202,945	93.2%	
40002 - Non-Union Wage Increase	\$ -	\$ -	\$ -	\$ -	\$ -	\$ 6,417	\$ 1	0.0%	
40009 - Salaries and Wages Subsidy	\$ -	\$ (142)	\$ -	\$ -	\$ -	\$ -	\$ -	N/A	
Personnel Services- Employee Benefits	\$ 40,506	\$ 35,578	\$ 31,088	\$ 29,810	\$ 49,754	\$ 50,057	\$ -	99.4%	
45000 - Healthcare Contribution	\$ 39,448	\$ 34,218	\$ 30,049	\$ 28,816	\$ 47,913	\$ 48,874	\$ -	98.0%	
45009 - Healthcare Subsidy	\$ -	\$ (60)	\$ -	\$ -	\$ -	\$ -	\$ -	N/A	
45010 - Dental Contribution	\$ 1,058	\$ 1,414	\$ 1,039	\$ 993	\$ 1,841	\$ 1,183	\$ -	155.6%	
45019 - Dental Subsidy	\$ -	\$ 5	\$ -	\$ -	\$ -	\$ -	\$ -	N/A	
Contractual Services	\$ 36,213	\$ 26,163	\$ 26,863	\$ 10,471	\$ 11,796	\$ 45,600	\$ 48,150	25.9%	
50000 - Project Administration Services	\$ -	\$ -	\$ 77	\$ -	\$ -	\$ 10,000	\$ 10,000	0.0%	
52130 - Repairs and Maint- Computers	\$ -	\$ -	\$ -	\$ -	\$ -	\$ 1,500	\$ -	0.0%	
52140 - Repairs and Maint- Copiers	\$ 852	\$ 1,282	\$ 1,171	\$ 1,072	\$ 988	\$ 1,500	\$ 1,500	65.9%	
53050 - Employment Advertising	\$ -	\$ -	\$ -	\$ 85	\$ 731	\$ 500	\$ 6,800	146.3%	
53100 - Conferences and Meetings	\$ -	\$ -	\$ -	\$ 500	\$ 3,043	\$ 5,500	\$ 5,500	55.3%	
53110 - Employee Training	\$ -	\$ -	\$ 952	\$ 256	\$ 1,479	\$ -	\$ -	N/A	
53120 - Employee Mileage Expense	\$ -	\$ -	\$ -	\$ 44	\$ 92	\$ 150	\$ 150	61.6%	
53130 - General Association Dues	\$ 607	\$ -	\$ -	\$ -	\$ 732	\$ 1,200	\$ 1,200	61.0%	
55000 - Miscellaneous Contractual Exp	\$ 34,754	\$ 24,882	\$ 24,663	\$ 8,514	\$ 4,730	\$ 25,250	\$ 23,000	18.7%	
Commodities	\$ 6,078	\$ 5,259	\$ 5,448	\$ 4,995	\$ 2,759	\$ 7,500	\$ 7,500	36.8%	
60000 - Office Supplies	\$ 4,291	\$ 5,029	\$ 2,071	\$ 4,267	\$ 2,274	\$ 4,800	\$ 4,800	47.4%	
60010 - Operating Supplies	\$ 1,612	\$ -	\$ 1,763	\$ -	\$ -	\$ 2,200	\$ 2,200	0.0%	
60050 - Books and Subscriptions	\$ -	\$ -	\$ -	\$ -	\$ -	\$ -	\$ -	N/A	
60080 - Employee Recognition Supplies	\$ 175	\$ 230	\$ 1,614	\$ 727	\$ 485	\$ 500	\$ 500	97.0%	
Capital	\$ -	\$ -	\$ -	\$ -	\$ -	\$ -	\$ 2,250	N/A	
70090 - Office Equipment	\$ -	\$ -	\$ -	\$ -	\$ -	\$ -	\$ 2,250	N/A	
010 Insurance Liability	\$ (2,769,103)	\$ (3,263,613)	\$ (3,313,916)	\$ (3,503,841)	\$ (4,101,360)	\$ -	\$ -	N/A	
Expenses	\$ 2,769,103	\$ 3,263,613	\$ 3,313,916	\$ 3,503,841	\$ 4,101,360	\$ 4,500,231	\$ 4,813,635	91.1%	
Personnel Services- Salaries & Wages	\$ 136,022	\$ 136,111	\$ 105,936	\$ 133,016	\$ 154,314	\$ 143,005	\$ 159,043	107.9%	
40000 - Salaries and Wages	\$ 136,022	\$ 136,111	\$ 105,936	\$ 133,016	\$ 154,314	\$ 138,827	\$ 154,410	111.2%	
40002 - Non-Union Wage Increase	\$ -	\$ -	\$ -	\$ -	\$ -	\$ 4,178	\$ -	0.0%	
40003 - Cost of Living Increase	\$ -	\$ -	\$ -	\$ -	\$ -	\$ -	\$ 4,633	N/A	
Personnel Services- Employee Benefits	\$ 39,008	\$ 36,442	\$ 23,828	\$ 31,488	\$ 39,098	\$ 34,718	\$ 40,764	112.6%	
45000 - Healthcare Contribution	\$ 18,520	\$ 14,912	\$ 6,061	\$ 12,177	\$ 19,025	\$ 15,905	\$ 20,856	119.6%	
45010 - Dental Contribution	\$ 305	\$ 749	\$ 238	\$ 486	\$ 889	\$ 508	\$ 456	175.0%	
45100 - FICA/SS Contribution	\$ 10,260	\$ 10,151	\$ 8,035	\$ 9,988	\$ 11,411	\$ 10,940	\$ 12,167	104.3%	
45200 - IMRF Contribution	\$ 9,922	\$ 10,631	\$ 9,493	\$ 8,836	\$ 7,772	\$ 7,365	\$ 7,285	105.5%	
Contractual Services	\$ 2,594,073	\$ 3,091,047	\$ 2,766,253	\$ 3,313,104	\$ 3,903,871	\$ 4,318,430	\$ 4,609,847	90.4%	
50000 - Project Administration Services	\$ 107,843	\$ 106,928	\$ 117,829	\$ 103,715	\$ 87,090	\$ 108,975	\$ 108,975	79.9%	
50150 - Contractual/Consulting Services	\$ 289,672	\$ 182,847	\$ 82,494	\$ 112,114	\$ 831	\$ 185,000	\$ 185,000	0.4%	

Human Services Revenue Expense Report - By Account Detail
Through November 30, 2023 (100% YTD, 100% Payroll Expense through Pay Period Ending 11/25/2023) DRAFT
***2019, 2020, 2021, 2022 Actual Full Fiscal Year**

Department / Fund / Account Classification	2019 Actual Amount*	2020 Actual Amount*	2021 Actual Amount*	2022 Actual Amount*	2023 Actual Amount	2023 Adopted Budget	2024 Adopted Budget	2023 YTD% Actual/Budget	2019 - 2023 Trend
53000 - Liability Insurance	\$ 224,201	\$ 1,620,506	\$ 1,984,178	\$ 2,594,794	\$ 2,734,126	\$ 2,619,000	\$ 2,837,941	104.4%	
53010 - Workers Compensation	\$ 1,939,711	\$ 1,152,118	\$ 583,453	\$ 511,667	\$ 1,025,011	\$ 1,378,395	\$ 1,450,851	74.4%	
53020 - Unemployment Claims	\$ 32,646	\$ 28,648	\$ (1,700)	\$ (9,186)	\$ 56,813	\$ 27,060	\$ 27,080	210.0%	
53110 - Employee Training	\$ -	\$ -	\$ -	\$ -	\$ -	\$ -	\$ -	N/A	
Commodities	\$ -	\$ 13	\$ (13)	\$ -	\$ -	\$ -	\$ -	N/A	
60000 - Office Supplies	\$ -	\$ 13	\$ (13)	\$ -	\$ -	\$ -	\$ -	N/A	
Transfers Out	\$ -	\$ -	\$ 417,912	\$ 3,575	\$ 4,078	\$ 4,078	\$ 3,981		
99000 - Transfer To Other Funds	\$ -	\$ -	\$ 417,912	\$ -	\$ -	\$ -	\$ -	N/A	
99001 - Transfer to Fund 001	\$ -	\$ -	\$ -	\$ 3,575	\$ 4,078	\$ 4,078	\$ 3,981	100.0%	
Capital	\$ -	\$ -	\$ -	\$ 22,659	\$ -	\$ -	\$ -	N/A	
70070 - Automotive Equipment	\$ -	\$ -	\$ -	\$ 22,659	\$ -	\$ -	\$ -	N/A	
Contingency and Other	\$ -	\$ -	\$ -	\$ -	\$ -	\$ -	\$ -	N/A	
89000 - Addition to Fund Balance	\$ -	\$ -	\$ -	\$ -	\$ -	\$ -	\$ -	N/A	
246 Employee Events Fund	\$ (1,035)	\$ 934	\$ 401	\$ (724)	\$ 765	\$ -	\$ -	N/A	
Revenue	\$ 1,839	\$ 934	\$ 401	\$ 320	\$ 765	\$ 984	\$ 1,509	77.7%	
Interest Revenue	\$ 561	\$ 313	\$ (1)	\$ (256)	\$ 149	\$ 184	\$ 709	80.9%	
38000 - Investment Income	\$ 561	\$ 313	\$ (1)	\$ (256)	\$ 149	\$ 184	\$ 709	80.9%	
Other	\$ -	\$ -	\$ -	\$ -	\$ -	\$ -	\$ -	N/A	
38900 - Miscellaneous Other	\$ -	\$ -	\$ -	\$ -	\$ -	\$ -	\$ -	N/A	
39900 - Fund Balance Utilization	\$ -	\$ -	\$ -	\$ -	\$ -	\$ -	\$ -	N/A	
Reimbursements	\$ 1,277	\$ 621	\$ 402	\$ 575	\$ 616	\$ 800	\$ 800	77.0%	
37900 - Miscellaneous Reimbursement	\$ 1,277	\$ 621	\$ 402	\$ 575	\$ 616	\$ 800	\$ 800	77.0%	
Expenses	\$ (2,874)	\$ -	\$ -	\$ (1,044)	\$ -	\$ 984	\$ 1,509	0.0%	
Contractual Services	\$ 2,874	\$ -	\$ -	\$ -	\$ -	\$ -	\$ -	N/A	
50150 - Contractual/Consulting Services	\$ 2,874	\$ -	\$ -	\$ -	\$ -	\$ -	\$ -	N/A	
Commodities	\$ -	\$ -	\$ -	\$ 1,044	\$ -	\$ 984	\$ 984	0.0%	
60080 - Employee Recognition Supplies	\$ -	\$ -	\$ -	\$ 1,044	\$ -	\$ 984	\$ 984	0.0%	
Contingency and Other	\$ -	\$ -	\$ -	\$ -	\$ -	\$ -	\$ 525	N/A	
89000 - Addition to Fund Balance	\$ -	\$ -	\$ -	\$ -	\$ -	\$ -	\$ 525	N/A	
Grand Total	\$ (3,005,079)	\$ (3,511,332)	\$ (3,543,852)	\$ (3,709,938)	\$ (4,363,720)			N/A	



Human Services Accounts Payable by GL Distribution

Payment Date Range 11/01/23 - 11/30/23

Vendor	Invoice No.	Invoice Description	Status	Held Reason	Invoice Date	Due Date	G/L Date	Received Date	Payment Date	Invoice Amount
Fund 001 - General Fund										
Department 120 - Human Resource Management										
Sub-Department 120 - Human Resource Management										
Account 53120 - Employee Mileage Expense										
13545 - Christine Miller	10252023	IL New World ERP User Group Meeting	Paid by EFT # 83668		10/25/2023	10/27/2023	10/27/2023		11/06/2023	51.27
Account 53120 - Employee Mileage Expense Totals										Invoice Transactions 1
										\$51.27
Account 55000 - Miscellaneous Contractual Exp										
1299 - Kane County Regional Office of Education	8002400067	Background Checks - 2023 September Fingerprinting	Paid by EFT # 83638		10/17/2023	10/27/2023	10/27/2023		11/06/2023	400.00
1299 - Kane County Regional Office of Education	8002400087	2023 October Fingerprinting	Paid by EFT # 83963		11/02/2023	11/09/2023	11/09/2023		11/20/2023	360.00
Account 55000 - Miscellaneous Contractual Exp Totals										Invoice Transactions 2
										\$760.00
Account 60000 - Office Supplies										
4907 - HR Direct	INV14682417	Personnel File Folders	Paid by Check # 382636		10/13/2023	10/27/2023	10/27/2023		11/06/2023	101.42
Account 60000 - Office Supplies Totals										Invoice Transactions 1
										\$101.42
Sub-Department 120 - Human Resource Management Totals										Invoice Transactions 4
										\$912.69
Department 120 - Human Resource Management Totals										Invoice Transactions 4
										\$912.69
Fund 001 - General Fund Totals										Invoice Transactions 4
										\$912.69
Fund 010 - Insurance Liability										
Department 120 - Human Resource Management										
Sub-Department 130 - Insurance Liability- HRM										
Account 53000 - Liability Insurance										
13382 - C & D Autobody Repair Inc	5217	Liability Repair Payment	Paid by EFT # 83548		10/05/2023	10/25/2023	10/25/2023		11/06/2023	5,324.48
10407 - Physicians Immediate Care North Chicago, LLC	25934-10/2023	Hepatitis B Vaccine	Paid by EFT # 83696		10/13/2023	10/27/2023	10/27/2023		11/06/2023	220.00
13872 - Public Safety Direct, Inc.	102322	Liability Claim	Paid by EFT # 83705		10/02/2023	10/27/2023	10/27/2023		11/06/2023	1,367.00
8728 - State Street Collision, Inc.	15452687	Liability Repair Payment	Paid by EFT # 83734		10/13/2023	10/25/2023	10/25/2023		11/06/2023	6,120.41
11377 - Via Carlita, LLC dba Hawk Ford of St. Charles	537039	Liability Repair Payment RPO-KC-23-0025	Paid by EFT # 83763		10/23/2023	10/25/2023	10/25/2023		11/06/2023	159.95
12798 - West Bend Mutual Insurance Company	2558416	Notary Bond - Frailey	Paid by Check # 382674		10/22/2023	10/27/2023	10/27/2023		11/06/2023	20.00
12798 - West Bend Mutual Insurance Company	2558426	Notary Bond - Directo	Paid by Check # 382815		10/23/2023	11/02/2023	11/02/2023		11/20/2023	20.00
12798 - West Bend Mutual Insurance Company	2558427	Notary Bond - Harrod	Paid by Check # 382815		10/23/2023	11/02/2023	11/02/2023		11/20/2023	20.00



Human Services Accounts Payable by GL Distribution

Payment Date Range 11/01/23 - 11/30/23

Vendor	Invoice No.	Invoice Description	Status	Held Reason	Invoice Date	Due Date	G/L Date	Received Date	Payment Date	Invoice Amount
Fund 010 - Insurance Liability										
Department 120 - Human Resource Management										
Sub-Department 130 - Insurance Liability- HRM										
Account 53000 - Liability Insurance										
12798 - West Bend Mutual Insurance Company	2558943	Notary Bond - Morefield 2558943	Paid by Check # 382815		10/30/2023	11/02/2023	11/02/2023		11/20/2023	20.00
12798 - West Bend Mutual Insurance Company	2559064	Bond - Novak	Paid by Check # 382815		10/31/2023	11/09/2023	11/09/2023		11/20/2023	20.00
1654 - Northern Contracting, Inc.	10062	Liability Claim 23D45K922040	Paid by EFT # 84003		10/25/2023	11/09/2023	11/09/2023		11/20/2023	1,756.53
Account 53000 - Liability Insurance Totals							Invoice Transactions	11		<u>\$15,048.37</u>
Account 53020 - Unemployment Claims										
3594 - Illinois Department of Employment Security	0802004 09302023	Unemployment claims paid 3Q 2023	Paid by Check # 382823		09/30/2023	11/16/2023	11/16/2023		11/17/2023	19,683.45
Account 53020 - Unemployment Claims Totals							Invoice Transactions	1		<u>\$19,683.45</u>
Sub-Department 130 - Insurance Liability- HRM Totals							Invoice Transactions	12		<u>\$34,731.82</u>
Department 120 - Human Resource Management Totals							Invoice Transactions	12		<u>\$34,731.82</u>
Fund 010 - Insurance Liability Totals							Invoice Transactions	12		<u>\$34,731.82</u>
Grand Totals							Invoice Transactions	16		<u>\$35,644.51</u>

**Kane County Purchasing Card Information
Human Services Committee
November 2023 Statement**

HUMAN RESOURCES

Transaction Date	Merchant Name	Additional Information	Transaction Amount
-------------------------	----------------------	-------------------------------	---------------------------

No information to report.



Tuition Reimbursement FYTD

Payment Date Range 12/01/22 - 11/30/23

Vendor	Invoice No.	Invoice Description	Status	Held Reason	Invoice Date	Due Date	G/L Date	Received Date	Payment Date	Invoice Amount
Fund 120 - Grand Victoria Casino Elgin										
Department 010 - County Board										
Sub-Department 020 - Riverboat										
Account 45420 - Tuition Reimbursement										
13311 - Heidi Lichtenberger	2203-01	Tuition Reimbursement	Paid by EFT # 77353		12/27/2022	01/05/2023	11/30/2022		01/17/2023	712.80
13810 - Hira Aamir	2205-01	UP500 Theory Urban Planning	Paid by EFT # 77486		12/27/2022	01/18/2023	11/30/2022		01/30/2023	1,622.40
5043 - Kristin Johnson	2204-01	PBHL 5505 Health Law: PBHL 6502 Grant Writing	Paid by EFT # 77611		01/03/2023	01/18/2023	11/30/2022		01/30/2023	2,400.00
10326 - Stephanie T Galley	2301-01	Tuition Reimb - Admin of Public Institutions	Paid by EFT # 78715		03/08/2023	03/14/2023	03/17/2023		03/27/2023	1,392.00
10326 - Stephanie T Galley	2301-02	Aurora University Class MPA-6120-S2-01 - Public Policy & Analysis	Paid by EFT # 79917		05/10/2023	05/10/2023	05/12/2023		05/22/2023	1,008.00
11129 - Gabriela Allison	2303-01	Tuition Reimb-UMGC ANTH 102. BEHS 364, CCJS 342	Paid by Check # 381403		05/12/2023	05/24/2023	05/25/2023		06/05/2023	2,400.00
13311 - Heidi Lichtenberger	2302-01	Tuition Reimbursement	Paid by EFT # 80614		05/31/2023	06/05/2023	06/09/2023		06/20/2023	264.00
12221 - Richard Malek II	2304-01	Tuition Reimb SOCW 451-HBSE 1 Hum Dev	Paid by Check # 381878		07/20/2023	07/20/2023	07/21/2023		07/31/2023	1,913.60
13311 - Heidi Lichtenberger	2302-02	Tuition Reimb GEOGR 1153 - Applied Geographic Info Systems	Paid by EFT # 82374		08/21/2023	08/29/2023	08/31/2023		09/11/2023	264.00
12221 - Richard Malek II	2304-02	Tuition Reimb - SOCW 410 - Social Welfare Policy & Services	Paid by Check # 382211		08/30/2023	08/29/2023	08/31/2023		09/11/2023	486.40
Account 45420 - Tuition Reimbursement Totals							Invoice Transactions	10		\$12,463.20
Sub-Department 020 - Riverboat Totals							Invoice Transactions	10		\$12,463.20
Department 010 - County Board Totals							Invoice Transactions	10		\$12,463.20
Fund 120 - Grand Victoria Casino Elgin Totals							Invoice Transactions	10		\$12,463.20
Grand Totals							Invoice Transactions	10		\$12,463.20

STATE OF ILLINOIS)
COUNTY OF KANE) SS.

REPORT NO. TMP-23-1657

MONTHLY BLUE CROSS BLUE SHIELD INVOICE (ATTACHED)

Group Health Plan	KANE COUNTY 719 BATAVIA AVENUE GENEVA, IL 60134-3077
Employer Account No.	IL1-238541
Bill Group	0579517327
Account ID Number	8253175154
Invoice Number	825319067741
Invoice Date	10/31/2023
Invoice Period	10/01/2023 - 10/31/2023
Billing Cycle	MONTHLY

Make Electronic (Wire¹ or ACH²) Payments to

Mellon Bank
Health Care Service Corporation

HCSC ABA Number 043000261

HCSC Bank Account Number 120-5032

Account ID Number 8253175154

Amount Due \$1,546,662.18
Date Due 12/04/2023

See footnotes for important Wire & ACH payment instructions

Claim Charges/Credits - Paid 10/1/23 – 10/31/23

Value Based Care-Value Incentive	382.17
Medical-Facility	669,056.30
Pharmacy	417,583.00
Value Based Care-Care Coordination	360.00
Medical-Professional	298,957.86
Total Claim Charges/Credits	\$1,386,339.33

Stop Loss - 10/1/23 – 10/31/23

Specific Stop Loss Credit/Charge	(154,983.20)
Total Stop Loss	\$(154,983.20)

Administration Fees	Calculation Method	
RX Rebate Credit	Per Contract Per Month	(78,394.11)
Medical Rx Rebate Credit	Per Contract Per Month	(955.00)
IL Access Fee	Per Contract Per Month	569.18
Benefits Value Advisor	Per Contract Per Month	1,126.90
HMO Managed Care Fee	Per Contract Per Month	8,979.00
Physician Service Fee - Allocated	Monthly Claims	32,813.42

(continued on next page)
¹For Electronic payment via Wire

You MUST include the following in the "Reference for Beneficiary" (RFB) (1@16) and "Originator to Beneficiary" (OBI) (1@35) in the following order: **1** Account name, **2** IL, MT, NM, OK or TX (depending on sales location), **3** Account ID number and due date (mmddyy). Please reference the "Make Electronic Payments to" portion at the top right of your invoice for the correct information.

²For Electronic payment via ACH

The PPD and CCD formats have different fields named "Individual ID" or "Identification Number." Please add your account description as directed in the wire instructions in the "Company Description Data" field.

Administration Fees <i>(continued from previous page)</i>		Calculation Method
Administration Fee		Per Contract Per Month
		50,866.94
Specific Stop Loss		Per Contract Per Month
		111,314.32
Physician Service Fee - Direct		Monthly Claims
		187,127.76
APR Savings Program-Advanced Claim Edits and Coding Validation		Claim Based
		1,857.64
Total Administration Fees		\$315,306.05

Total Claim Charges/Credits	\$1,231,356.13
Total Administration Fees & Adjustments	\$315,306.05
Total Charges	\$1,546,662.18

Billing Contact ARCHANA KELAVKAR Email: ASO_Billing_Team@bcbsil.com	Account Executive Contact Dee Roberts Email: dee_roberts@bcbsil.com
----------------------------------------------------------------------------------	----------------------------------------------------------------------------------

Electronic payment is preferred. Check payment is acceptable.		
Make checks payable to Health Care Service Corporation Include Account ID Number 8253175154 Amount Due \$1,546,662.18 Date Due 12/04/2023	If sending via Overnight Courier Health Care Service Corporation Attn: 14169 5505 N. Cumberland Ave. Suite 307 Chicago, IL 60656-1471	If sending via 1st Class Mail Health Care Service Corporation Dept. CH 14169 Palatine, IL 60055-4169

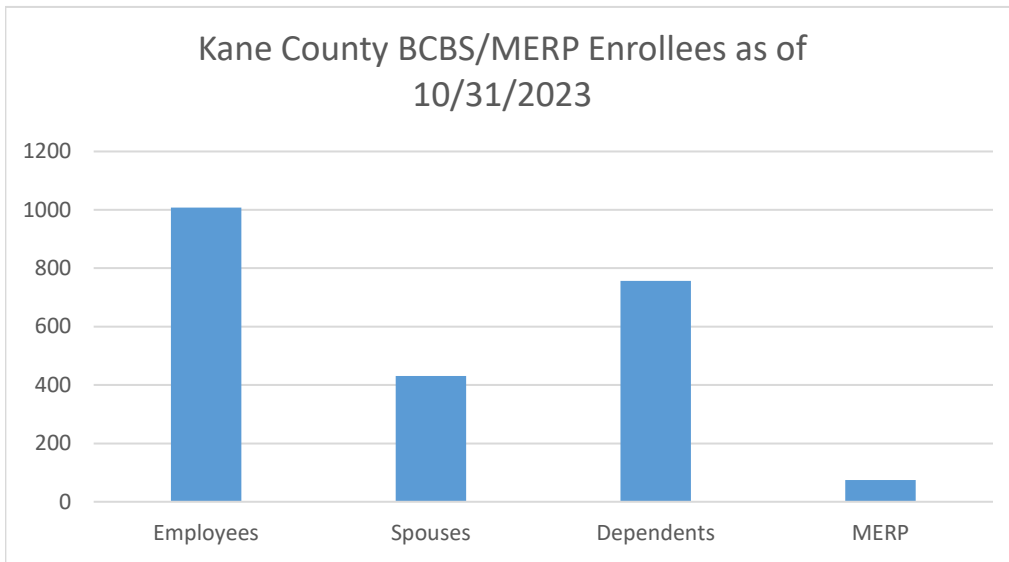
STATE OF ILLINOIS)
COUNTY OF KANE) SS.

REPORT NO. TMP-23-1658

MONTHLY BCBS AND MERP TOTALS (ATTACHED)

**Kane County BCBS/MERP Enrollees as of
10/31/2023**

Employees	Spouses	Dependents	MERP
1008	431	757	74



STATE OF ILLINOIS)
COUNTY OF KANE) SS.

REPORT NO. TMP-23-1659

MONTHLY ASSURED PARTNERS REPORT (ATTACHED)

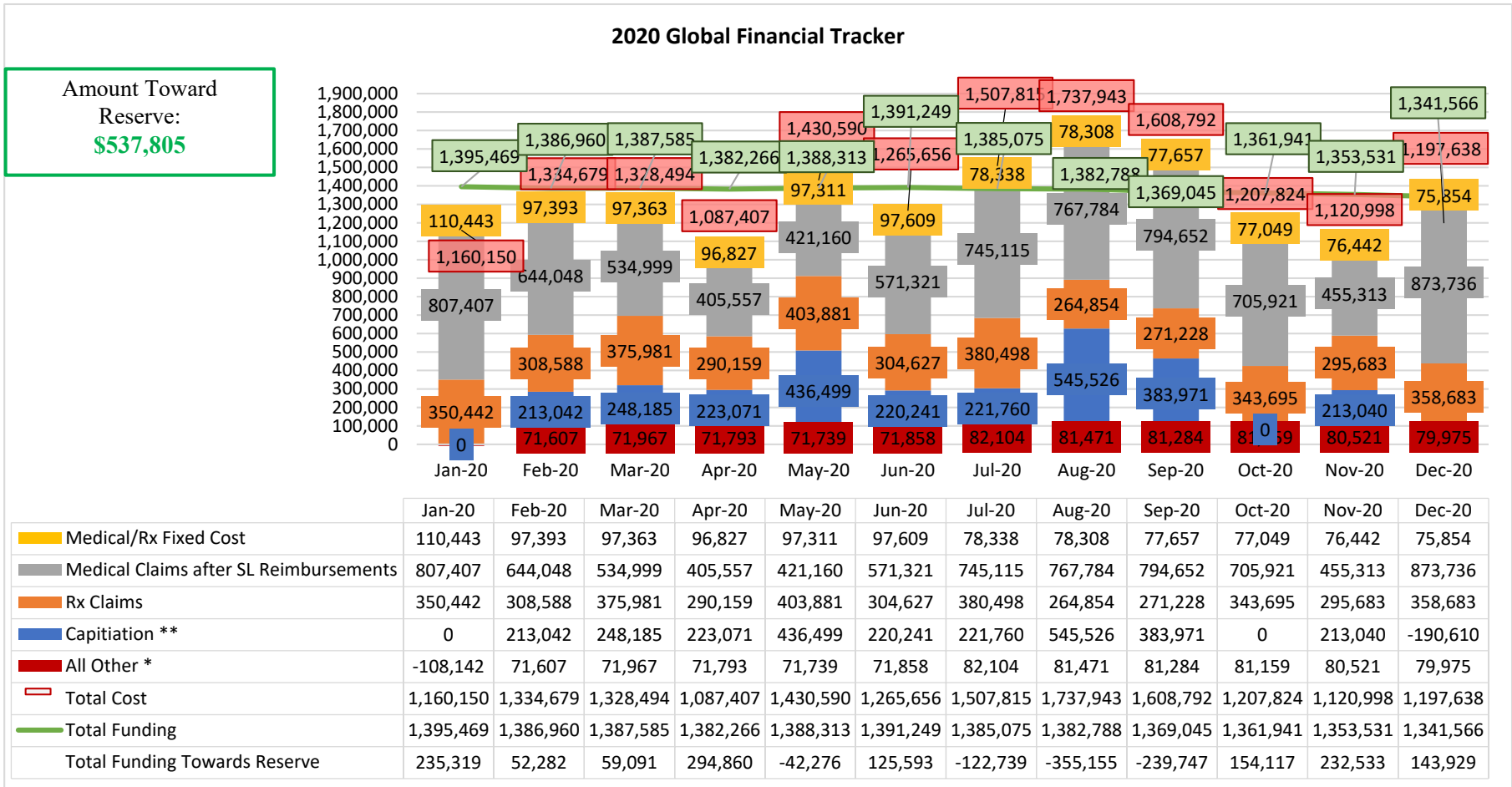


Kane County

HSC Meeting

12/13/2023

Presented by: AssuredPartners



*All Other includes Interactive Health Service, consulting fee, dental, vision, life and EAP services

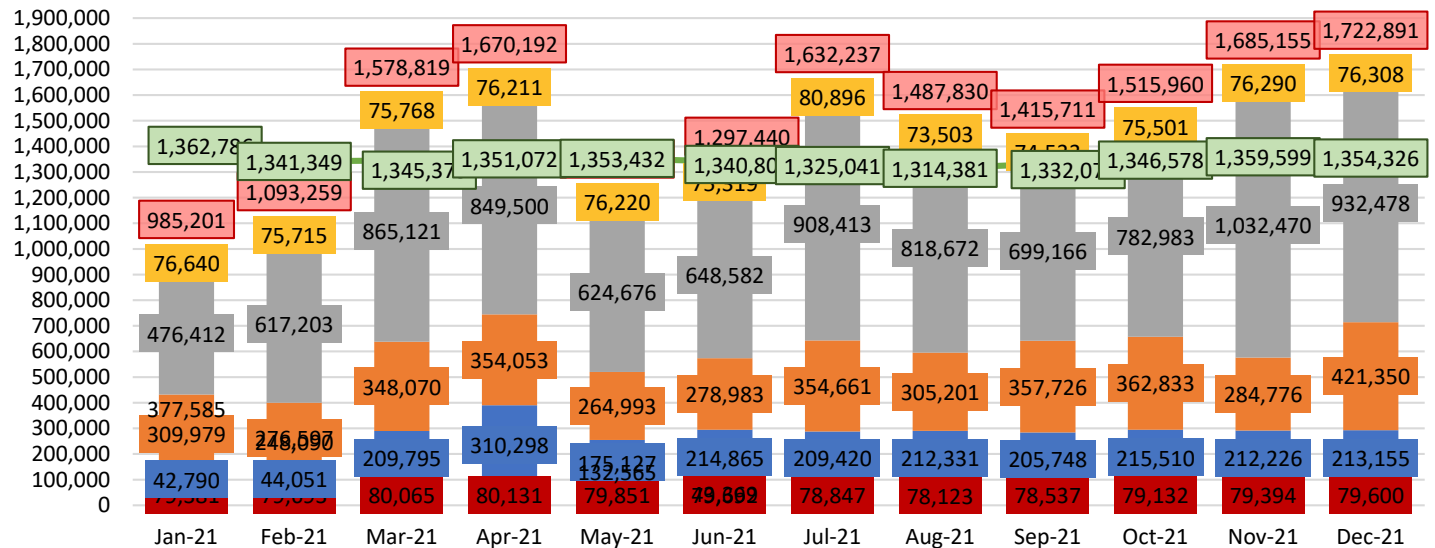
**All Other July 2020 includes a 30,000 Wellness Credit and 150,000 Communication Credit from BCBSIL

***October's capitation of \$217,040 was included in November's billing. December and January's HMO Capitation experienced billing issues. Amounts shown are not capturing the full cost. \$328,444 of additional capitation was accounted for on February's statement. February's billing also experienced billing issues, additional capitation of \$170,988 from February was included in March's billing. \$237,391 was credited to Kane County on June billing statement due to duplicate capitation charges.

***Medical Runout not included in claims: July '19 is 299,789 and August '19 is 95,383. Additional \$122,632 of reimbursement is expected at the end of the stop loss contract in August 2020 due to run-in claims from previous Stop Loss contract with IPBC.

2021 Global Financial Tracker

Amount Toward
Reserve:
-\$1,178,741



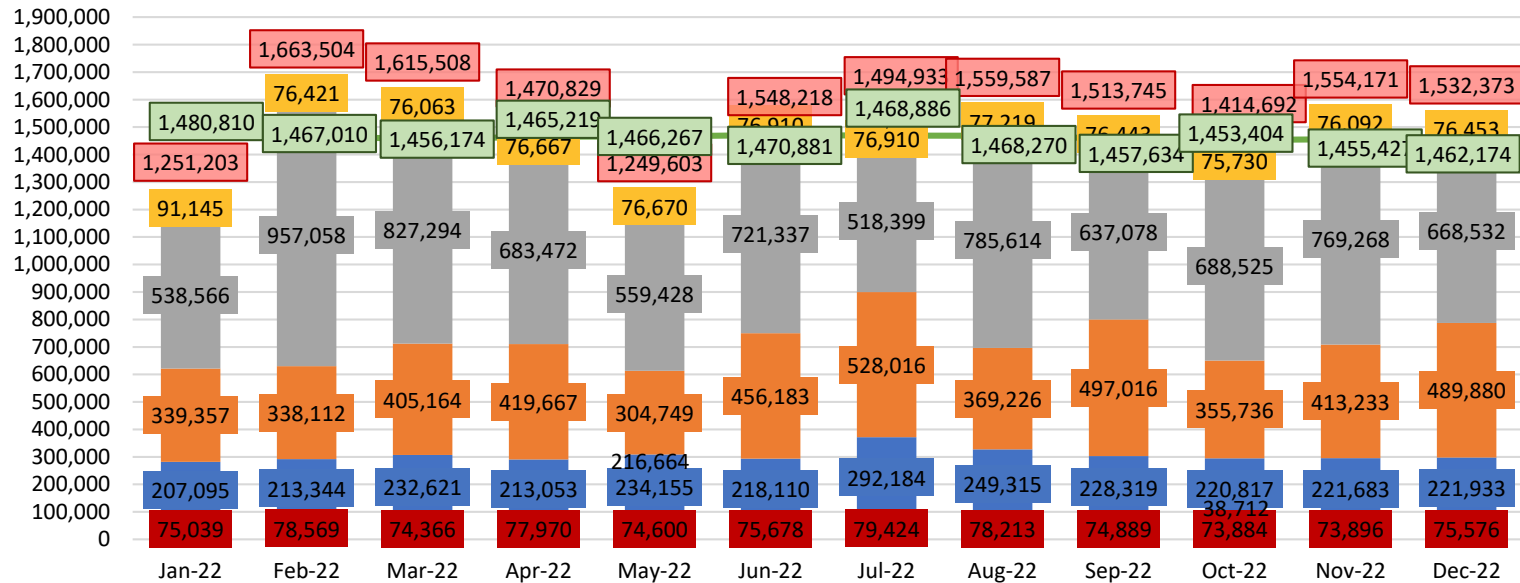
	Jan-21	Feb-21	Mar-21	Apr-21	May-21	Jun-21	Jul-21	Aug-21	Sep-21	Oct-21	Nov-21	Dec-21
Medical/Rx Fixed Cost	76,640	75,715	75,768	76,211	76,220	75,319	80,896	73,503	74,533	75,501	76,290	76,308
Medical Claims after SL Reimbursements	476,412	617,203	865,121	849,500	624,676	648,582	908,413	818,672	699,166	782,983	1,032,470	932,478
Rx Claims	309,979	276,597	348,070	354,053	264,993	278,983	354,661	305,201	357,726	362,833	284,776	421,350
Capitation*	42,790	44,051	209,795	310,298	175,127	214,865	209,420	212,331	205,748	215,510	212,226	213,155
All Other **	79,381	79,693	80,065	80,131	79,851	79,692	78,847	78,123	78,537	79,132	79,394	79,600
Total Cost	985,201	1,093,259	1,578,819	1,670,192	1,220,867	1,297,440	1,632,237	1,487,830	1,415,711	1,515,960	1,685,155	1,722,891
Total Funding	1,362,786	1,341,349	1,345,375	1,351,072	1,353,432	1,340,809	1,325,041	1,314,381	1,332,074	1,346,578	1,359,599	1,354,326
Surplus/Deficit	377,585	248,090	-233,444	-319,121	132,565	43,369	-307,195	-173,449	-83,637	-169,382	-325,557	-368,565

* December 2020 and January 2021's HMO Capitation experienced billing issues. Amounts shown are not capturing the full cost. \$328,444 of additional capitation was accounted for on February's statement. February's billing also experienced billing issues, additional capitation of \$170,988 from February was included in March's billing. \$237,391 was credited to Kane County on June billing statement due to duplicate capitation charges.

**All Other includes Interactive Health Service, consulting fee, dental, vision, life and EAP services

2022 Global Financial Tracker

Amount Toward
Reserve:
-\$296,211

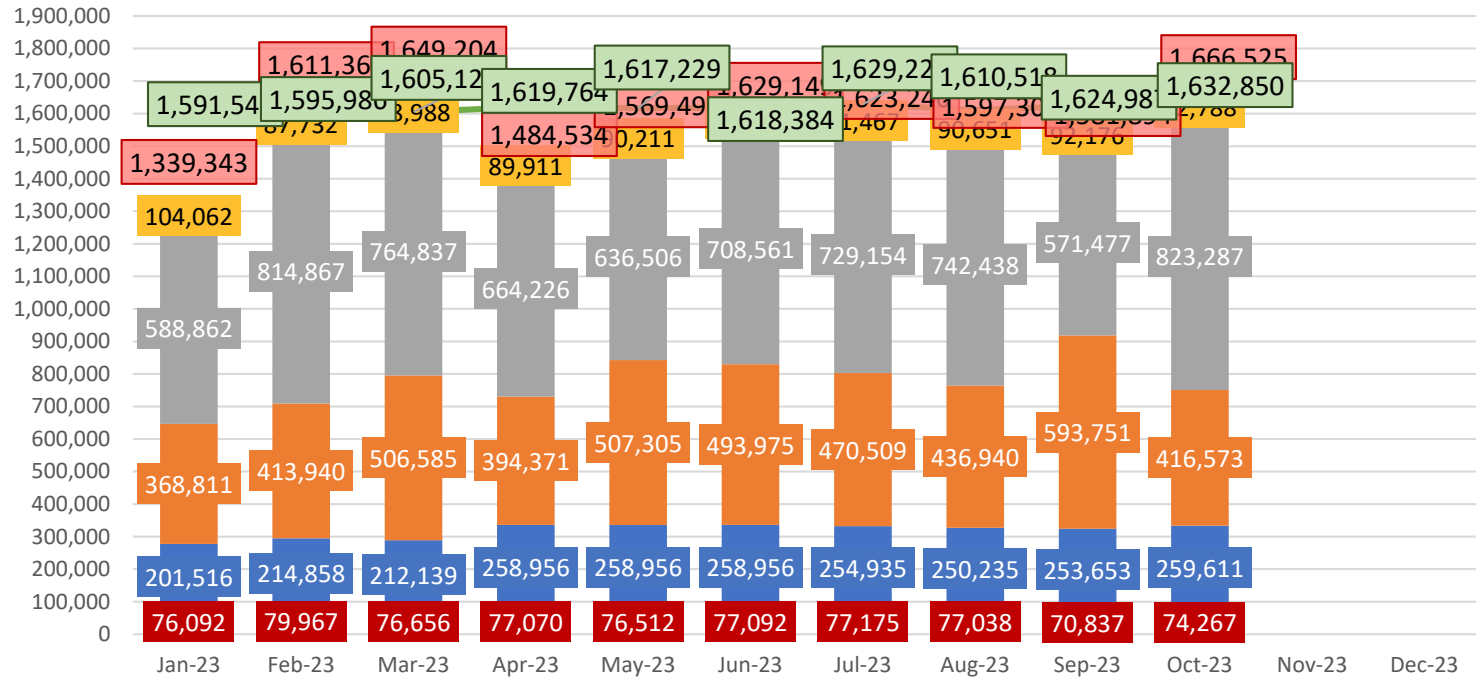


	Jan-22	Feb-22	Mar-22	Apr-22	May-22	Jun-22	Jul-22	Aug-22	Sep-22	Oct-22	Nov-22	Dec-22
Medical/Rx Fixed Cost	91,145	76,421	76,063	76,667	76,670	76,910	76,910	77,219	76,443	75,730	76,092	76,453
Medical Claims after SL Reimbursements	538,566	957,058	827,294	683,472	559,428	721,337	518,399	785,614	637,078	688,525	769,268	668,532
Rx Claims	339,357	338,112	405,164	419,667	304,749	456,183	528,016	369,226	497,016	355,736	413,233	489,880
Capitation	207,095	213,344	232,621	213,053	234,155	218,110	292,184	249,315	228,319	220,817	221,683	221,933
All Other *	75,039	78,569	74,366	77,970	74,600	75,678	79,424	78,213	74,889	73,884	73,896	75,576
Total Cost	1,251,203	1,663,504	1,615,508	1,470,829	1,249,603	1,548,218	1,494,933	1,559,587	1,513,745	1,414,692	1,554,171	1,532,373
Total Funding	1,480,810	1,467,010	1,456,174	1,465,219	1,466,267	1,470,881	1,468,886	1,468,270	1,457,634	1,453,404	1,455,427	1,462,174
Surplus/Deficit	229,608	-196,494	-159,334	-5,610	216,664	-77,338	-26,048	-91,317	-56,111	38,712	-98,744	-70,200

*All Other includes Interactive Health Service, consulting fee, dental, vision, life and EAP services

2023 Global Financial Tracker

Amount Toward
Reserve:
\$393,565



	Jan-23	Feb-23	Mar-23	Apr-23	May-23	Jun-23	Jul-23	Aug-23	Sep-23	Oct-23	Nov-23	Dec-23
Medical/Rx Fixed Cost	104,062	87,732	88,988	89,911	90,211	90,565	91,467	90,651	92,176	92,788		
Medical Claims after SL Reimbursements	588,862	814,867	764,837	664,226	636,506	708,561	729,154	742,438	571,477	823,287		
Rx Claims	368,811	413,940	506,585	394,371	507,305	493,975	470,509	436,940	593,751	416,573		
Capitation	201,516	214,858	212,139	258,956	258,956	258,956	254,935	250,235	253,653	259,611		
All Other *	76,092	79,967	76,656	77,070	76,512	77,092	77,175	77,038	70,837	74,267		
Total Cost	1,339,343	1,611,364	1,649,204	1,484,534	1,569,490	1,629,149	1,623,240	1,597,302	1,581,894	1,666,525		
Total Funding	1,591,545	1,595,986	1,605,122	1,619,764	1,617,229	1,618,384	1,629,224	1,610,518	1,624,987	1,632,850		
Surplus/Deficit	252,202	-15,378	-44,083	135,230	47,739	-10,765	5,984	13,217	43,094	-33,675		

STATE OF ILLINOIS)
COUNTY OF KANE) SS.

REPORT NO. TMP-23-1660

MONTHLY APPLICANTS AND STAFF CHANGES (ATTACHED)

Job Applicants for November 2023 by Position

Title	Post Date - Deadline	Internal/External	Applicants
Animal Control			
Shelter Programs and Operations Manager – Geneva	10/20/2023 - N/A	External	8
Total Animal Control Applicants			8
Auditor			
Auditor Intern	10/12/2023 - N/A	External	1
Intern/Volunteer	Open - N/A	External	2
Internal Staff Auditor	11/17/2023 - N/A	External	1
Total Auditor Applicants			4
Court Services			
Probation Officer	11/13/2023 - 12/1/2023	External	21
Youth Counselor	11/7/2023 - 12/31/2023	External	12
Total Court Services Applicants			33
Development and Community Services			
Farmland Preservation Administrator	11/9/2023 - N/A	External	11
Intern/Volunteer	Open - N/A	External	1
Planner/GIS Specialist	11/9/2023 - N/A	External	7
Total Development and Community Services Applicants			19
Division of Transportation			
Deputy Chief of Staff	11/21/2023 - N/A	External	2
Regional Planning Liaison & County Bicycle/Pedestrian Planner	11/8/2023 - N/A	External	1
Regional Planning Liaison & Transportation Planner	11/8/2023 - N/A	External	1
Total Division of Transportation Applicants			4
Environmental and Water Resources			
Intern/Volunteer	Open - N/A	External	2
Total Environmental and Water Resources Applicants			2
Finance Department			
Intern/Volunteer	Open - N/A	External	1
Total Finance Department Applicants			1

GIS

Intern/Volunteer	Open - N/A	External	1
Total GIS Applicants			1

Health Department

[20] Health Department	10/30/2023 - N/A	External	1
[25] Health Department	10/4/2023 - N/A	External	1
Community Health Initiatives Coordinator (Grant Funded Position)	11/6/2023 - N/A	External	6
Community Health Planner	10/16/2023 - N/A	External	2
Early Childhood Mental Health Consultant (2 positions - Grant Funded)	7/19/2023 - N/A	External	3
Environmental Health Practitioner	10/30/2023 - N/A	External	5
Intern/Volunteer	Open - N/A	External	7
Lead Inspector	10/4/2023 - N/A	External	1
Total Health Department Applicants			26

Human Resource

Intern/Volunteer	Open - N/A	External	1
Total Human Resource Applicants			1

Information Technology Department

Desktop Support Analyst II	11/1/2023 - N/A	External	8
Intern/Volunteer	Open - N/A	External	1
Network Administrator	1/30/2023 - N/A	External	1
Web Developer II	11/24/2023 - N/A	External	1
Total Information Technology Department Applicants			11

Judiciary

Courtroom Bailiff	11/20/2023 - 12/11/2023	External	2
Total Judiciary Applicants			2

KANECOMM

9-1-1 Telecommunicator	6/27/2023 - N/A	External	4
Total KANECOMM Applicants			4

Office of Community Reinvestment

Community Development Program Manager	11/21/2023 - N/A	External	3
Homeless and Social Service Specialist	11/21/2023 - N/A	External	4

Program Assistant	11/9/2023 - N/A	External	10
Total Office of Community Reinvestment Applicants			17

Office of Emergency Management (OEM)

[19] Office of Emergency Management (OEM)	10/17/2023 - N/A	External	2
[20] Office of Emergency Management (OEM)	10/17/2023 - N/A	External	1
[21] Office of Emergency Management (OEM)	10/17/2023 - N/A	External	3
Total Office of Emergency Management (OEM) Applicants			6

Public Defender

Assistant Public Defender	5/15/2023 - N/A	External	1
Total Public Defender Applicants			1

Sheriff

Correction Officer	11/1/2023 - 11/30/2023	External	13
Correction Officers *Lateral Transfer*	7/19/2023 - N/A	External	1
Court Security Officer	6/22/2023 - N/A	External	5
Jail Maintenance Worker	10/24/2023 - 11/24/2023	External	2
Total Sheriff Applicants			21

State's Attorney

[37] State's Attorney	6/20/2023 - N/A	External	1
Assistant State's Attorney - Felony Division	6/20/2023 - N/A	External	1
Assistant State's Attorney – Felony Review	6/26/2023 - N/A	External	1
Bilingual Child and Family Therapist	1/19/2023 - N/A	External	1
Child Advocacy Center - Operations Manager/Advocate	11/17/2022 - N/A	External	3
Felony Specialty Courts/Pre-Trial Fairness Act Administrative Assistant	10/20/2023 - N/A	External	2
Felony/Pre-Trial Fairness Act Administrative Assistant	10/20/2023 - N/A	External	3
Total State's Attorney Applicants			12

Total Applicants for November

173

New Hire Report

from 11/01/2023 - 11/30/2023

Department	Employee Name	Job Title	Employee Status	Hire Date
Circuit Clerk				
	WILLIAMS, JOCELYN C	Deputy Clerk	ACTIVE	11/13/2023
Coroner				
	BAEZ, YESENIA	Para Deputy Coroner	ACTIVE	11/12/2023
	EDWARDS, GLENN A	Para Deputy Coroner	ACTIVE	11/12/2023
	RANSOM, ASHANTI I	Para Deputy Coroner	ACTIVE	11/12/2023
County Board				
	D'AGOSTINO, MATTHEW G	ARPA Program Coordinator	ACTIVE	11/27/2023
Court Services/Adult Drug Court				
	RENNER, MICHAEL W	Probation Officer	ACTIVE	11/27/2023
		Youth Counselor JJC	ACTIVE	11/27/2023
Court Services/Court Services Administration				
	ANDERSON, TIARA S	Probation Officer	ACTIVE	11/29/2023
	HEALY, CASSANDRA P	Probation Officer	ACTIVE	11/27/2023
Health				
	MEYER, MICHELLE L	Asst Dir Comm Health Resources	ACTIVE	11/13/2023
		Asst Dir Community Health	ACTIVE	11/13/2023
Judiciary and Courts				
	PROCACCIO, ANTONIO	Court Bailiff	INACTIVE	11/15/2023
Law Library				
	RAMIREZ, ROCIO	Library Technical Assistant	ACTIVE	11/27/2023

New Hire Report

from 11/01/2023 - 11/30/2023

Regional Office of Education

TROOP, ELIZABETH P	Comm Youth LDR ROE	ACTIVE	11/28/2023
--------------------	--------------------	--------	------------

Sheriff/Court Security

ARROYO, MARICELLA I	Court Security Officer	ACTIVE	11/06/2023
DOTY, ARQUELIO L	Court Security Officer	ACTIVE	11/06/2023
GRIFFIN, DOMINIC M	Court Security Officer	ACTIVE	11/06/2023

Sheriff/Sheriff

MCWHIRTER, SARAH E	Peace Officer	ACTIVE	11/06/2023
--------------------	---------------	--------	------------

State's Attorney

CHAIDEZ, VALESKA	Case Manager	ACTIVE	11/27/2023
CUSTABLE-MCGOWAN, KELLI A	Administrative Assistant	ACTIVE	11/27/2023
	Victim Services Advocate	ACTIVE	11/27/2023
	GUMZ, MICHAEL R	Collaborative Diversion Case Mgr	ACTIVE
	Pre-Arrest Diversion Case Mgr	ACTIVE	11/20/2023
	PreArrest Diversion Case Mgr Sup	ACTIVE	11/20/2023
LIRTZMAN, JACOB S	Assistant States Attorney	ACTIVE	11/27/2023
MASSIE, MICHELLE L	Collaborative Diversion Case Mgr	ACTIVE	11/13/2023
	Pre-Arrest Diversion Case Mgr	ACTIVE	11/13/2023
	PreArrest Diversion Case Mgr Sup	ACTIVE	11/13/2023
MCNAUL, AUSTIN	Assistant States Attorney	ACTIVE	11/01/2023
	Law Clerk	ACTIVE	11/01/2023
READER, JENNIFER M	Deferred Prosecution Case Mgr	ACTIVE	11/06/2023
	Program Assistant	ACTIVE	11/06/2023

New Hire Report
from 11/01/2023 - 11/30/2023

YADRON, BRIDGET M

Assistant States Attorney

ACTIVE

11/13/2023

Total New Hires 24

Termination Report

from 11/01/2023 - 11/30/2023

Department		
Employee Name		Termination Date
Animal Control		
DEBOER, KAMERON A		11/03/23
County Auditor		
MARTINEZ, ALEXZIA O		11/08/23
County Clerk Elections-PR Only/County Clerk Elections - PR Only		
DIAZ, VERONICA U		11/01/23
DIXON, GAYLE M		11/01/23
DOMINGUEZ, ARELIS		11/01/23
DORFMAN, JUDY P		11/01/23
DOUGLASS, DORTHA J		11/01/23
DOWAT, FREDERICK F		11/01/23
DRAFALL, CYNTHIA A		11/01/23
DURRENBERGER, VIVIAN E		11/01/23
ECK, ALETA J		11/01/23
EINHORN, JANICE J		11/01/23
Court Services/Court Services Administration		
BROOKINS, KENYATTA S		11/02/23
Health		
FEDOR, SIDNEY M		11/09/23
ZENG, STACY J		11/01/23
Judiciary and Courts		
PROCACCIO, ANTONIO		11/20/23
Sheriff/Court Security		
GARCIA, JONATHAN		11/13/23
Sheriff/Sheriff		
DUFFY, CHRISTIE A		11/11/23

Termination Report from 11/01/2023 - 11/30/2023

State's Attorney

DURAN, LISETH

11/07/23

HARDIN, JOSHUA S

11/01/23

Total Terminations 20

STATE OF ILLINOIS)
COUNTY OF KANE) SS.

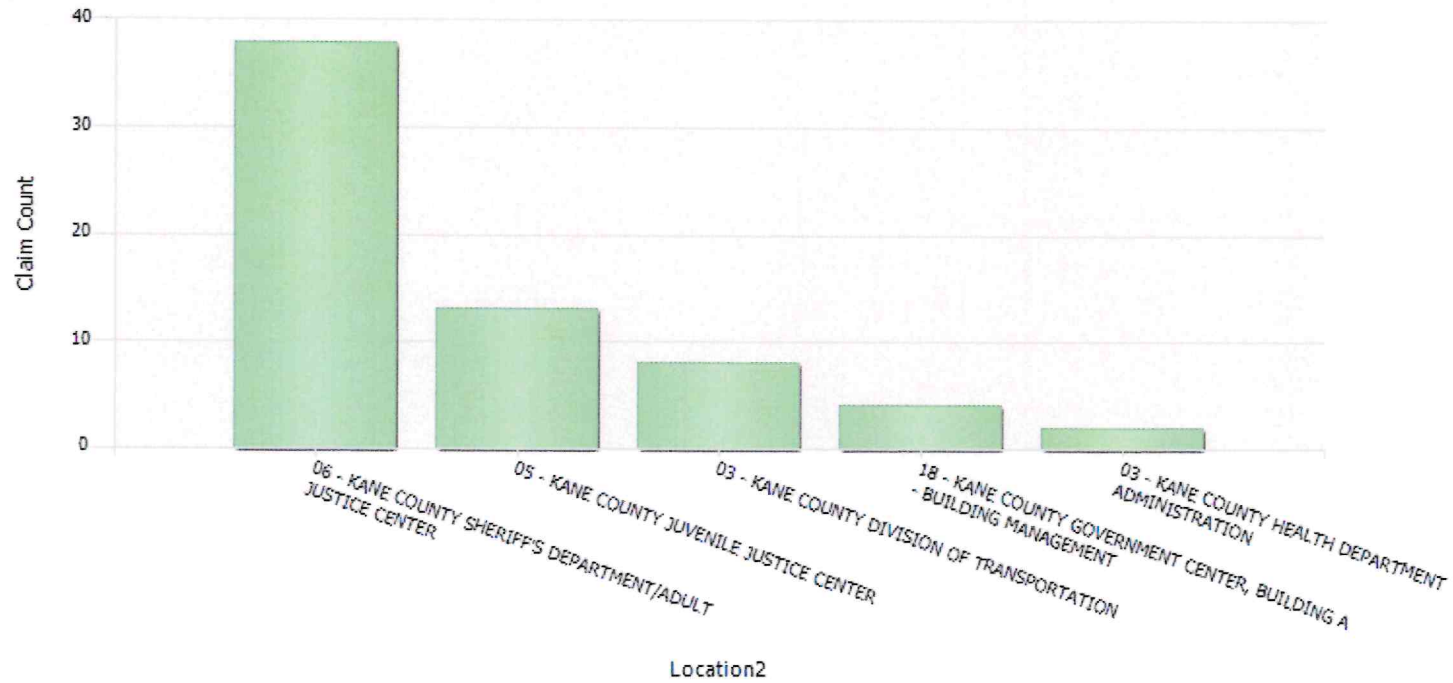
REPORT NO. TMP-23-1661

MONTHLY WORKERS COMP AND LIABILITY REPORTS (ATTACHED)

Kane County top 5 locations where the most incidents have occurred 12/01/2022-11/30/2023 as of 11/30/2023

Location2	Claim Count	Total Paid	Outstanding Reserves	Recovery	Total Incurred	Total Reimbursement	Net Incurred	Cost Per Claim	% of Freq	% Of Incur
06 - KANE COUNTY SHERIFF'S DEPARTMENT/ADULT JUSTICE CENTER	38	\$204,141.01	\$210,100.98	\$0.00	\$414,241.99	\$0.00	\$414,241.99	\$10,901.11	55%	40%
05 - KANE COUNTY JUVENILE JUSTICE CENTER	13	\$31,011.01	\$92,131.22	\$0.00	\$123,142.23	\$0.00	\$123,142.23	\$9,472.48	19%	12%
03 - KANE COUNTY DIVISION OF TRANSPORTATION	8	\$47,129.88	\$24,379.91	\$0.00	\$71,509.79	\$0.00	\$71,509.79	\$8,938.72	12%	7%
18 - KANE COUNTY GOVERNMENT CENTER, BUILDING A - BUILDING MANAGEMENT	4	\$6,148.10	\$731.48	\$0.00	\$6,879.58	\$0.00	\$6,879.58	\$1,719.90	6%	1%
03 - KANE COUNTY HEALTH DEPARTMENT ADMINISTRATION	2	\$6,682.88	\$3,317.12	\$0.00	\$10,000.00	\$0.00	\$10,000.00	\$5,000.00	3%	1%

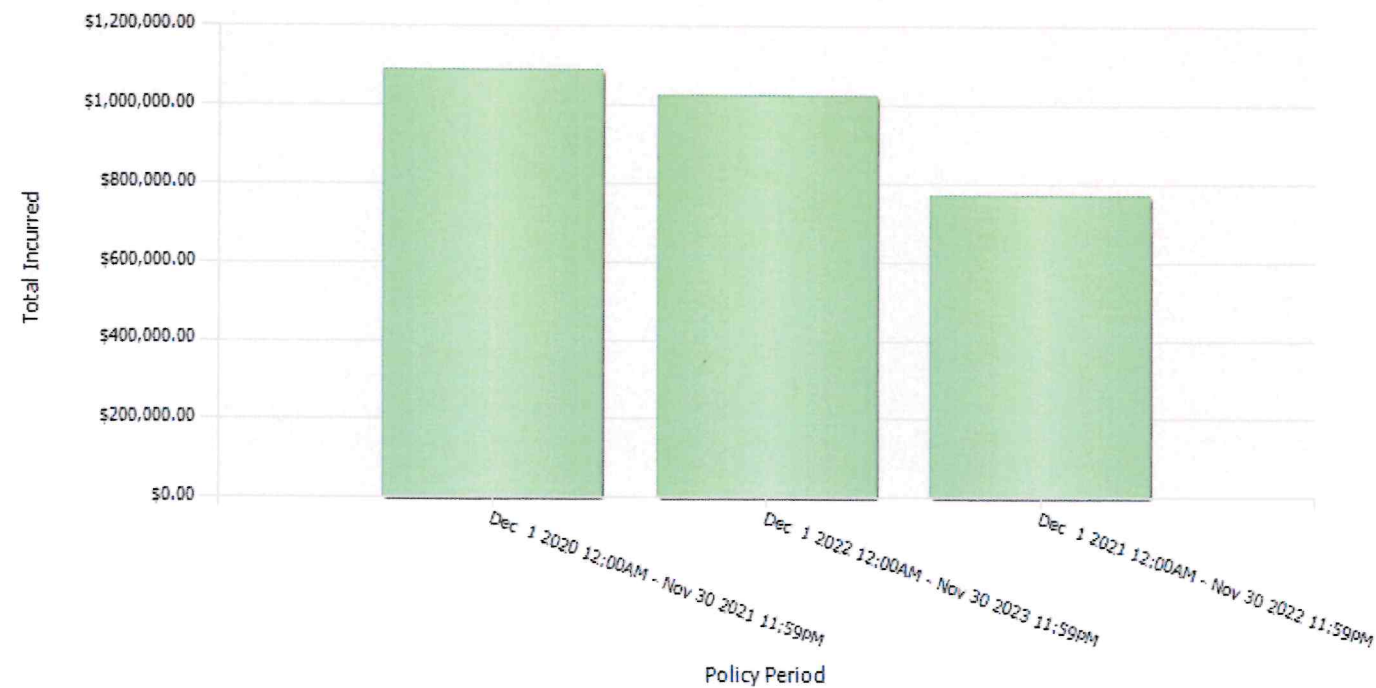
Summary by Location2 Ordered by Claim Count in Descending Order



Kane County workman's compensation trend from the 3 policy periods (12/01/20-11/30/2023) in descending order by total incurred as of 11/30/2023

Policy Period	Claim Count	Total Paid	Outstanding Reserves	Recovery	Total Incurred	Total Reimbursement	Net Incurred	Cost Per Claim	% of Freq	% Of Incur
Dec 1 2020 12:00AM - Nov 30 2021 11:59PM	71	\$785,689.41	\$329,097.65	\$23,736.71	\$1,091,050.35	\$0.00	\$1,091,050.35	\$15,366.91	37%	38%
Dec 1 2022 12:00AM - Nov 30 2023 11:59PM	69	\$308,864.27	\$715,049.46	\$0.00	\$1,023,913.73	\$0.00	\$1,023,913.73	\$14,839.33	36%	35%
Dec 1 2021 12:00AM - Nov 30 2022 11:59PM	52	\$471,863.81	\$309,815.69	\$8,647.62	\$773,031.88	\$0.00	\$773,031.88	\$14,866.00	27%	27%

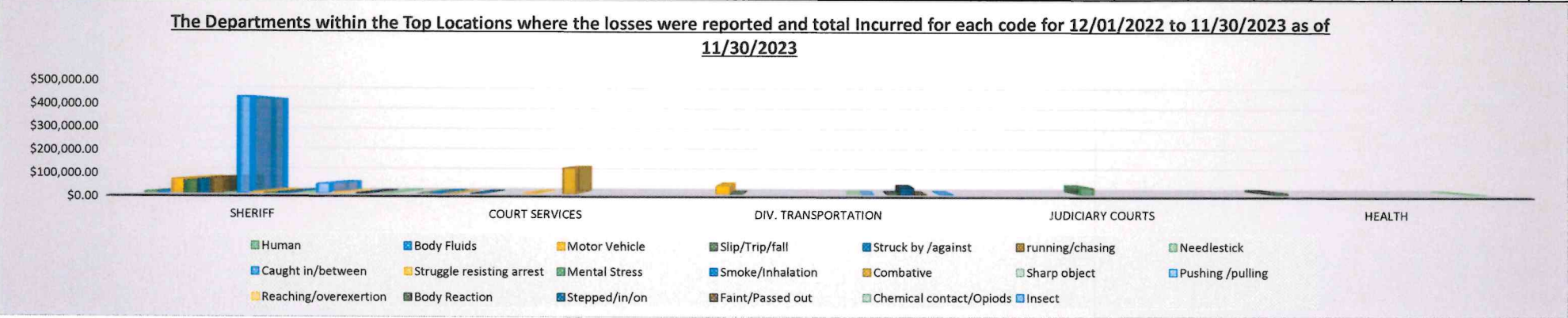
Summary by Policy Period Ordered by Total Incurred in Descending Order



The Departments within the 5 Top Locations where the losses were reported and the Total incurred for each cause code from 12/01/2022 -11/30/2023 as of 11/30/2023

Departments	Human	Body Fluids	Motor Vehicle	Slip/Trip/fall	Struck by /against	running/chasing	Needlestick	Caught in/between	Struggle resisting arrest	Mental Stress	Smoke/Inhalation	Combative	Sharp object	Pushing /pulling	Reaching/o verexertion	Body Reaction	Stepped/in/on	Faint/Passe d out	Chemical contact/Opi ods	Insect
Sheriff	\$8,034.23	\$8,695.53	\$65,032.98	\$56,230.90	\$62,818.64	\$70,103.19	\$1,321.63	\$436,024.49	\$4,198.72	\$622.82	\$2,271.43		\$5,661.69	\$ 43,751.00	\$351.51		\$1,940.73		\$4,950.00	
Court Services	\$1,544.37	\$2,319.99			\$601.99				\$1,266.57			\$117,239.97								
Div. Transportation			\$38,888.58	\$ 287.25									\$1,650.00	\$509.71		\$436.92	\$30,164.98	\$45.00		\$527.35
Judiciary Courts										\$30,067.64										
Health				\$8,350.00															\$1,650.00	

The Departments within the Top Locations where the losses were reported and total Incurred for each code for 12/01/2022 to 11/30/2023 as of 11/30/2023



Departments	Count	Total Incurred
Sheriff	39	\$779,014.49
Court Services	13	\$122,972.89
Div. of transport ation	8	\$71,509.79
Judiciary Courts	1	\$30,067.64
Health	2	\$10,000.00
Total:	63	\$1,013,564.81

Executive Reports for Kane County Worker's Compensation Program for the last 4 years and the current year – By policy period and chronological order as of 11/30/2023



Policy Period	Paid	Out Reserve	Recovered	Total Incur	Claim Count	Cost per Claim
12/01/2018 - 11/30/2019	\$888,985.94	\$200,940.61	\$0.00	\$1,089,926.55	92	\$11,847.03
12/01/2019 - 11/30/2020	\$414,406.33	\$183,747.54	\$608.39	\$597,545.48	46	\$12,990.12
12/01/2020 - 11/30/2021	\$785,689.41	\$329,097.65	\$23,736.71	\$1,091,050.35	71	\$15,366.91
12/01/2021 - 11/30/2022	\$471,863.81	\$309,815.69	\$8,647.62	\$773,031.88	52	\$14,866.00
12/01/2022 - 11/30/2023	\$310,067.07	\$715,049.46	\$0.00	\$1,025,116.53	70	\$14,644.52
Totals:	\$2,869,809.76	\$1,738,650.95	\$32,992.72	\$4,575,467.99	330	\$13,865.05

-Total incurred for the current policy period is at \$1,025,116.53 with 70 (5 more claims reported this month) claims reported. The average cost per claim is \$14,644.52 (decrease is by \$1025.00 compared to last month) for the current period as these claims continue to develop.

Executive Report for Kane County Liability Program for the last 4 years and the current year-By policy period and chronological order as of 11/30/2023



Policy Period	Paid	Out Reserve	Recovered	Total Incur	Claim Count	Cost per Claim
12/01/2018 - 11/30/2019	\$123,497.80	\$251,000.00	\$50,495.26	\$324,002.54	55	\$5,890.96
12/01/2019 - 11/30/2020	\$123,560.25	\$255,000.00	\$56,903.19	\$321,657.06	46	\$6,992.54
12/01/2020 - 11/30/2021	\$694,799.04	\$58,000.00	\$163,936.41	\$588,862.63	46	\$12,801.36
12/01/2021 - 11/30/2022	\$405,433.74	\$39,981.64	\$167,928.39	\$277,486.99	70	\$3,964.10
12/01/2022 - 11/30/2023	\$225,172.35	\$54,128.78	\$96,918.19	\$182,382.94	59	\$3,091.24
Totals:	\$1,572,463.18	\$658,110.42	\$536,181.44	\$1,694,392.16	276	\$6,139.10

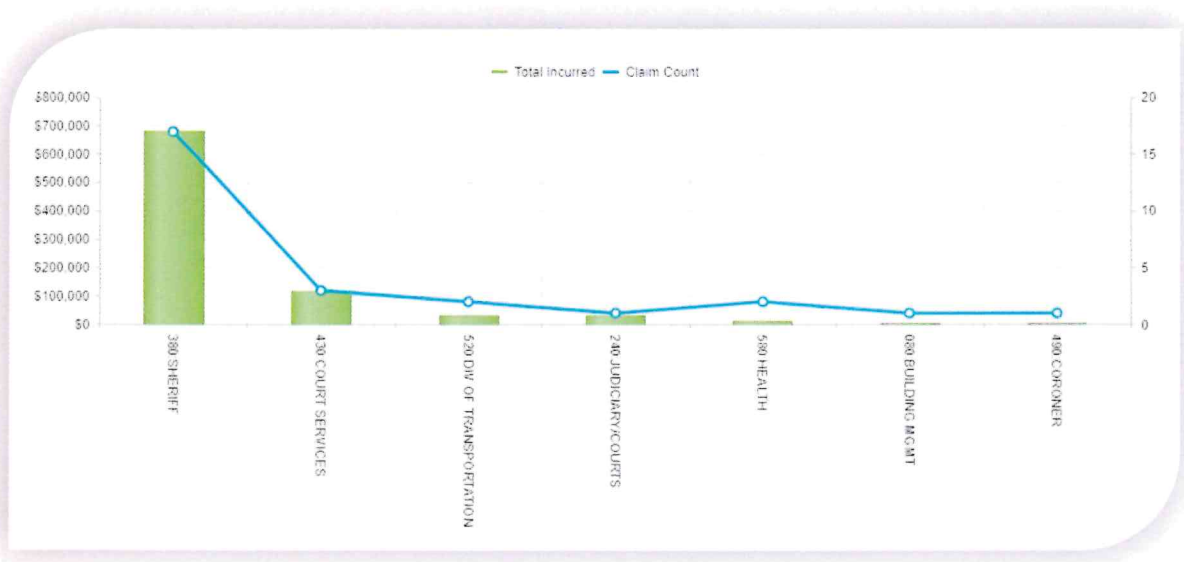
-Total incurred for the current policy period is \$182,382.94 (increase is by \$19,284.00 compared to last month) with 59 (6 more claims reported this month) claims reported. Average cost per claim is \$3,091.24 for the current period and that is \$14.00 more compared to last month.

All open Worker's Compensation Claims for Kane County as of 11/30/2023 with the oldest date of injury to be 06/15/2000 by Department



Departments	Paid	Out Reserve	Recovered	Total Incur	Claim Count	Cost per Claim
520:DIV OF TRANSPORTATION	\$2,990,741.38	\$1,241,179.77	\$0.00	\$4,231,921.15	8	\$528,990.14
380:SHERIFF	\$1,655,977.16	\$2,068,288.77	\$0.00	\$3,724,265.93	42	\$88,673.00
250:CIRCUIT CLERK	\$170,556.33	\$43,095.84	\$0.00	\$213,652.17	3	\$71,217.39
430:COURT SERVICES	\$23,750.93	\$92,131.22	\$0.00	\$115,882.15	3	\$38,627.38
240:JUDICIARY/COURTS	\$40.00	\$30,027.64	\$0.00	\$30,067.64	1	\$30,067.64
300:STATE'S ATTY	\$15,140.30	\$246.07	\$0.00	\$15,386.37	1	\$15,386.37
580:HEALTH	\$6,682.88	\$3,317.12	\$0.00	\$10,000.00	2	\$5,000.00
080:BUILDING MGMT	\$3,668.52	\$731.48	\$0.00	\$4,400.00	1	\$4,400.00
490:CORONER	\$2,798.08	\$501.92	\$0.00	\$3,300.00	1	\$3,300.00
Totals:	\$4,869,355.58	\$3,479,519.83	\$0.00	\$8,348,875.41	62	\$134,659.28

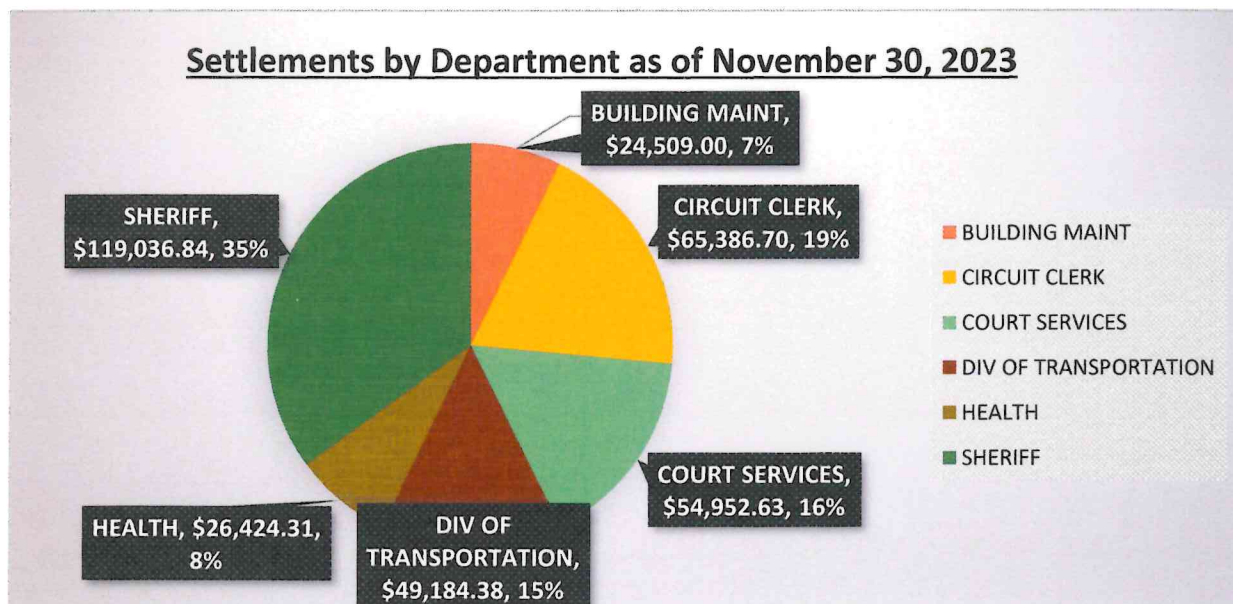
Open Worker's Compensation Claims that occurred from 12/01/2022 to 11/30/2023 as of 11/30/23



Departments	Paid	Out Reserve	Recovered	Total Incur	Claim Count	Cost per Claim
380:SHERIFF	\$118,327.60	\$563,960.17	\$0.00	\$682,287.77	17	\$40,134.57
430:COURT SERVICES	\$23,750.93	\$92,131.22	\$0.00	\$115,882.15	3	\$38,627.38
520:DIV OF TRANSPORTATION	\$7,435.07	\$24,379.91	\$0.00	\$31,814.98	2	\$15,907.49
240:JUDICIARY/COURTS	\$40.00	\$30,027.64	\$0.00	\$30,067.64	1	\$30,067.64
580:HEALTH	\$6,682.88	\$3,317.12	\$0.00	\$10,000.00	2	\$5,000.00
080:BUILDING MGMT	\$3,668.52	\$731.48	\$0.00	\$4,400.00	1	\$4,400.00
490:CORONER	\$2,798.08	\$501.92	\$0.00	\$3,300.00	1	\$3,300.00
Totals:	\$162,703.08	\$715,049.46	\$0.00	\$877,752.54	27	\$32,509.35

**Kane County Settlements by Department for Policy Period
December 1, 2022- November 30, 2023 as of November 30,2023**

Department	Settlement Amount	Percentage %	Claims Settled
ANIMAL CONTROL	\$0.00	0%	
BUILDING MAINT	\$24,509.00	7%	1
CIRCUIT CLERK	\$65,386.70	19%	2
CORONER	\$0.00	0%	
COUNTY CLERK	\$0.00	0%	
COURT SERVICES	\$54,952.63	16%	2
DIV OF TRANSPORTATION	\$49,184.38	14%	1
HEALTH	\$26,424.31	8%	2
KCDEE	\$0.00	0%	
KANE COMM	\$0.00	0%	
RECORDER	\$0.00	0%	
SHERIFF	\$119,036.84	35%	6
STATES ATTY	\$0.00	0%	
Total	\$339,493.86	100%	14

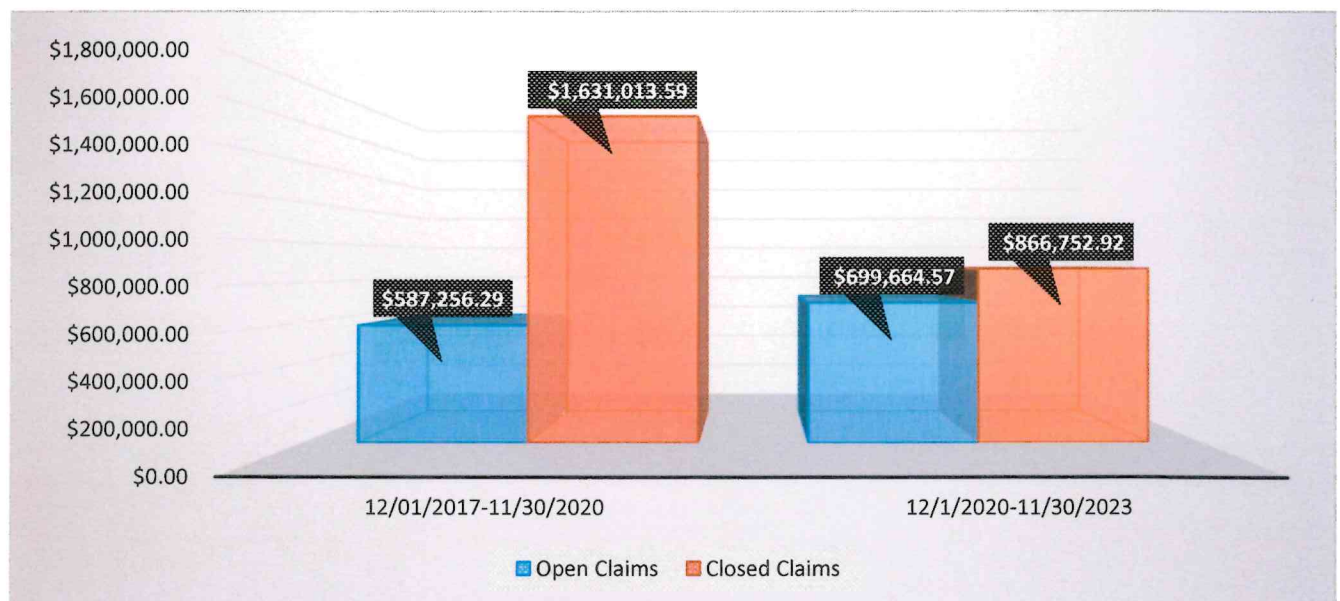


**Kane County Claims (open and closed) and paid amounts from
12/01/2017-11/30/2020 and 12/01/2020-11/30/23 periods as of 11/30/2023**

	Open Claims	Closed Claims
12/01/2017-11/30/2020	\$587,256.29	\$ 1,631,013.59
12/1/2020-11/30/2023	\$ 699,664.57	\$ 866,752.92

Claim Count
213
192

There are 21 more claims reported from 12/01/2017-11/30/2020, compared to the 12/01/2020-11/30/2023 period. The amount paid from claims that occurred 12/01/2017-12/1/2020 is approximately \$651 thousand dollars more compared to 12/01/2020-11/30/2023 period.



2023 Workers Compensation and Liability Claims

(Year to Date)

	Total	Paid	Net Incurred W/ Reserves
Workers Compensation Claims	63	\$262,710.43	\$978,546.49
Preventable Claims	8	\$67,322.81	\$141,619.38
Unpreventable Claims	55	\$195,387.62	\$836,927.11

	Total	Paid	Net Incurred W/ Reserves
Liability Claims	86	\$303,719.07	\$437,995.42
Preventable Claims	19	\$88,389.45	\$119,676.64
Unpreventable Claims	67	\$215,329.62	\$318,318.78

2023 Workers Compensation and Liability Claims

(Year to Date)

Department	Workers Comp \$978,546.49			Liability \$437,995.42	
Sheriff	35	\$769,382.32		18	\$239,226.03
Preventable	6	\$133,201.50		Preventable 13	\$107,204.54
Court Services	11	\$121,428.52		0	0
Preventable	0				
Transportation	7	\$33,621.21		36	\$178,940.12
Preventable	0			Preventable 0	
Building MGMT	4	\$10,509.58		1	\$6,782.77
Preventable	0			Preventable 0	
Health	2	\$8,417.88		0	\$0.00
Preventable	2	\$8,417.88			
Reg Off of ED	1	\$1,650.00		0	\$0.00
Preventable	0				
Judiciary/Courts	1	\$30,067.64		3	\$3,265.83
Preventable	0			Preventable 2	\$2,691.43
Coroner	1	\$3,300.00		0	\$0.00
Preventable	0				

Circuit Clerk	1	\$169.34		0	\$0.00
Preventable	0				
Com. Reinvestment	0	\$0.00		1	\$9,780.67
			Preventable	1	\$9,780.67
County Board	0			0	
HR	0			0	
Auditor	0			0	
Treasurer	0			0	
Supv of Assmnts	0			0	
Development	0			0	
County Clerk	0			0	
Recorder	0			0	
Animal Control	0			0	
SAO	0			0	
Merit Comm	0			0	
Kane Comm	0			0	
Emergency MGMT	0			0	
Veterans Comm	0			0	
Environmental MGM	0			0	
IT	0			0	
Public Defender	0			0	
Finance	0			0	

STATE OF ILLINOIS)
COUNTY OF KANE) SS.

REPORT NO. TMP-23-1662
MONTHLY TRAINING REPORT (ATTACHED)

Sexual Harassment Training Compliance 12/6/23					
Type of Training Delivered	Training Title	Source of Training	Departments invited	Total number of attendees	Deadline
Webinar	Prevention of Sexual Harassment at work - Employee	Illinois Chamber of Commerce	All	1223	12.31.2023
Webinar	Prevention of Sexual Harassment at work - Manager/Elected Official	Illinois Chamber of Commerce	All	230	12.31.2023
Active Employees: 1264					

STATE OF ILLINOIS)
COUNTY OF KANE) SS.

PRESENTATION/DISCUSSION NO. TMP-23-1700

EQUITY PROJECT UPDATE



RESOLUTION / ORDINANCE EXECUTIVE SUMMARY ADDENDUM

Title

Restating the Kane County Equal Employment Opportunity Plan for July 1, 2021 – June 30, 2022

Committee Flow:

Human Services Committee, Executive Committee, County Board

Contact:

Jamie Loblillo, 630.208.3836

Budget Information:

Was this item budgeted? N/A	Appropriation Amount: \$N/A
If not budgeted, explain funding source: N/A	

Summary:

The County of Kane maintains an Equal Employment Opportunity Plan to insure full and equal employment opportunities regardless of gender or race or national origin in the workforce of the recipient agency.