



Kane County

KC Administration Committee

Agenda

Government Center
719 S. Batavia Ave., Bldg. A
Geneva, IL 60134

Wednesday, December 11, 2024

10:30 AM

County Board Room

2025 Committee Goals

- Invest in the county capital assets through the Five-Year Capital Plan using capital and American Rescue Plan funding to replace major mechanical systems including heating, air conditioning, fire safety, and water systems identified for replacement by condition assessments.
 - Invest in scheduled lifecycle replacement of county computer systems, network infrastructure, and telephone systems.
 - Upgrade and maintain all county software, applications, and databases to provide continuity of operations for the county offices and departments and the visiting public.
 - Provide a secure computing and online environment for the county offices and departments and the visiting public.
 - Update and maintain the Five-Year Capital Plan, Facilities Condition Assessments, and Building Utilization Assessments.
 - Promote the county's ability to license fiber optic network infrastructure assets for the development of Kane County.
-

- 1. Call To Order**
 - 2. Roll Call**
 - 3. Remote Attendance Requests**
 - 4. Approval of Minutes: November 13, 2024**
 - 5. Public Comment**
 - 6. Finance Report**
 - A. Monthly Finance Reports**
 - 7. Executive Director's Report (R. Fahnestock)**
 - 8. Building Management (R. Fahnestock)**
 - 9. Information Technology (C. Lasky)**
 - A. Resolution: Authorizing Contract Extension of Aerial Orthoimagery**
 - 10. Mill Creek SSA (R. Fahnestock)**
-

11. **Vehicles**
12. **New Business**
13. **Old Business**
14. **Reports Placed On File**
15. **Executive Session (if needed)**
16. **Adjournment**

STATE OF ILLINOIS)

SS.

COUNTY OF KANE)

FINANCE REPORT NO. TMP-24-3277

MONTHLY FINANCE REPORTS



Administration Accounts Payable by GL Distribution

Payment Date Range 11/01/24 - 11/30/24

| Vendor | Invoice No. | Invoice Description | Status | Held Reason | Invoice Date | Due Date | G/L Date | Received Date | Payment Date | Invoice Amount | |
|--|---------------|--|------------------------|-------------|--------------|------------|------------|---------------|---|------------------------|-------------------|
| Fund 001 - General Fund | | | | | | | | | | | |
| Department 060 - Information Technologies | | | | | | | | | | | |
| Sub-Department 060 - Information Technologies | | | | | | | | | | | |
| Account 50150 - Contractual/Consulting Services | | | | | | | | | | | |
| 12891 - Special Project Staffing dba The Salem Group | 4469269 | Contractual Employee | Paid by EFT # 92068 | | 10/10/2024 | 10/21/2024 | 10/21/2024 | | 11/04/2024 | 467.78 | |
| 12891 - Special Project Staffing dba The Salem Group | 4473348 | Contractual Employee | Paid by EFT # 92068 | | 10/17/2024 | 10/21/2024 | 10/21/2024 | | 11/04/2024 | 467.78 | |
| 12891 - Special Project Staffing dba The Salem Group | 4481203 | Contractual Employee | Paid by EFT # 92409 | | 10/31/2024 | 11/05/2024 | 11/05/2024 | | 11/18/2024 | 467.78 | |
| 12891 - Special Project Staffing dba The Salem Group | 4477325 | Contractual Employee | Paid by EFT # 92409 | | 10/24/2024 | 11/06/2024 | 11/06/2024 | | 11/18/2024 | 384.62 | |
| 2480 - Iron Mountain Information Management, LLC | 202930377 | INV#202930377 Multi-Media Bin Transportation | Paid by EFT # 92283 | | 10/31/2024 | 11/06/2024 | 11/06/2024 | | 11/18/2024 | 1,187.76 | |
| | | | | | | | | | Account 50150 - Contractual/Consulting Services Totals | Invoice Transactions 5 | <u>\$2,975.72</u> |
| Account 52230 - Repairs and Maint- Vehicles | | | | | | | | | | | |
| 11058 - JP Morgan Chase Bank N.A. | 4508-RF-10/24 | Fahnestock P-Card 10/01/2024-10/31/2024 | Paid by EFT # 92291 | | 10/31/2024 | 11/05/2024 | 11/05/2024 | | 11/18/2024 | 1,249.00 | |
| | | | | | | | | | Account 52230 - Repairs and Maint- Vehicles Totals | Invoice Transactions 1 | <u>\$1,249.00</u> |
| Account 53100 - Conferences and Meetings | | | | | | | | | | | |
| 4798 - John Zakosek | 101024 | Conference Reimbursement: VMWare | Paid by Check # 385543 | | 10/10/2024 | 10/21/2024 | 10/21/2024 | | 11/04/2024 | 202.00 | |
| 2371 - Eric C Gwillim | 101024b | Conference Reimbursement: VMWare | Paid by EFT # 91950 | | 10/10/2024 | 10/21/2024 | 10/21/2024 | | 11/04/2024 | 266.69 | |
| 11058 - JP Morgan Chase Bank N.A. | 5849-CL-10/24 | Lasky P-Card 10/01/2024-10/31/2024 | Paid by EFT # 92291 | | 10/31/2024 | 11/05/2024 | 11/05/2024 | | 11/18/2024 | 613.54 | |
| 9932 - Charles A. Lasky | 103124a | Tyler Executive Forum 2024 | Paid by EFT # 92309 | | 10/31/2024 | 11/05/2024 | 11/05/2024 | | 11/18/2024 | 80.00 | |
| 9932 - Charles A. Lasky | 103124b | ICIMA Meeting Fall 2024 | Paid by EFT # 92309 | | 10/31/2024 | 11/05/2024 | 11/05/2024 | | 11/18/2024 | 16.00 | |
| 9440 - Benjamin J. Fox | 110824 | Tyler Mobile Advisory Group 2024 | Paid by EFT # 92244 | | 11/08/2024 | 11/08/2024 | 11/06/2024 | | 11/18/2024 | 610.99 | |
| | | | | | | | | | Account 53100 - Conferences and Meetings Totals | Invoice Transactions 6 | <u>\$1,789.22</u> |
| Account 53110 - Employee Training | | | | | | | | | | | |
| 11058 - JP Morgan Chase Bank N.A. | 1348-JZ-10/24 | Zakosek P-Card 10/01/2024-10/31/2024 | Paid by EFT # 92291 | | 10/31/2024 | 11/05/2024 | 11/05/2024 | | 11/18/2024 | 1,051.34 | |
| | | | | | | | | | Account 53110 - Employee Training Totals | Invoice Transactions 1 | <u>\$1,051.34</u> |



Administration Accounts Payable by GL Distribution

Payment Date Range 11/01/24 - 11/30/24

| Vendor | Invoice No. | Invoice Description | Status | Held Reason | Invoice Date | Due Date | G/L Date | Received Date | Payment Date | Invoice Amount | |
|--|--------------------|---|------------------------|-------------|--------------|------------|------------|---------------|---|-------------------------|-------------|
| Fund 001 - General Fund | | | | | | | | | | | |
| Department 060 - Information Technologies | | | | | | | | | | | |
| Sub-Department 060 - Information Technologies | | | | | | | | | | | |
| Account 53120 - Employee Mileage Expense | | | | | | | | | | | |
| 4798 - John Zakosek | 101024 | Conference Reimbursement: VMWare | Paid by Check # 385543 | | 10/10/2024 | 10/21/2024 | 10/21/2024 | | 11/04/2024 | 90.11 | |
| 9440 - Benjamin J. Fox | 110824 | Tyler Mobile Advisory Group 2024 | Paid by EFT # 92244 | | 11/08/2024 | 11/08/2024 | 11/06/2024 | | 11/18/2024 | 53.60 | |
| | | | | | | | | | Account 53120 - Employee Mileage Expense Totals | Invoice Transactions 2 | \$143.71 |
| Account 60000 - Office Supplies | | | | | | | | | | | |
| 3509 - DS Services of America, Inc. dba Primo Water NA | 23838980 102624 | Water Services - IT | Paid by EFT # 92224 | | 10/26/2024 | 11/06/2024 | 11/06/2024 | | 11/18/2024 | 160.15 | |
| 11058 - JP Morgan Chase Bank N.A. | 1348-JZ-10/24 | Zakosek P-Card 10/01/2024-10/31/2024 | Paid by EFT # 92291 | | 10/31/2024 | 11/05/2024 | 11/05/2024 | | 11/18/2024 | 657.60 | |
| | | | | | | | | | Account 60000 - Office Supplies Totals | Invoice Transactions 2 | \$817.75 |
| Account 60020 - Computer Related Supplies | | | | | | | | | | | |
| 11058 - JP Morgan Chase Bank N.A. | 1348-JZ-10/24 | Zakosek P-Card 10/01/2024-10/31/2024 | Paid by EFT # 92291 | | 10/31/2024 | 11/05/2024 | 11/05/2024 | | 11/18/2024 | 7,520.39 | |
| | | | | | | | | | Account 60020 - Computer Related Supplies Totals | Invoice Transactions 1 | \$7,520.39 |
| Account 60110 - Printing Supplies | | | | | | | | | | | |
| 1119 - Gordon Flesch Company Inc | IN14883642 | INV#IN14883642 Yellow House Per Copy Charge | Paid by EFT # 91945 | | 10/14/2024 | 10/21/2024 | 10/21/2024 | | 11/04/2024 | 13.47 | |
| 1119 - Gordon Flesch Company Inc | IN14888099 | Copy Counts | Paid by EFT # 91945 | | 10/16/2024 | 10/21/2024 | 10/21/2024 | | 11/04/2024 | 149.05 | |
| 11058 - JP Morgan Chase Bank N.A. | 1348-JZ-10/24 | Zakosek P-Card 10/01/2024-10/31/2024 | Paid by EFT # 92291 | | 10/31/2024 | 11/05/2024 | 11/05/2024 | | 11/18/2024 | 104.78 | |
| 6128 - Canon Solutions America Inc | 6009759301 | Copy Counts | Paid by EFT # 92182 | | 10/28/2024 | 11/06/2024 | 11/06/2024 | | 11/18/2024 | 199.72 | |
| 6128 - Canon Solutions America Inc | 6009759302 | Copy Counts | Paid by EFT # 92182 | | 10/28/2024 | 11/06/2024 | 11/06/2024 | | 11/18/2024 | 177.55 | |
| | | | | | | | | | Account 60110 - Printing Supplies Totals | Invoice Transactions 5 | \$644.57 |
| Account 63040 - Fuel- Vehicles | | | | | | | | | | | |
| 13021 - WEX BANK | 100763359 | Fuel for ITD Vehicles | Paid by EFT # 92456 | | 10/31/2024 | 11/06/2024 | 11/06/2024 | | 11/18/2024 | 396.78 | |
| | | | | | | | | | Account 63040 - Fuel- Vehicles Totals | Invoice Transactions 1 | \$396.78 |
| | | | | | | | | | Sub-Department 060 - Information Technologies Totals | Invoice Transactions 24 | \$16,588.48 |
| | | | | | | | | | Department 060 - Information Technologies Totals | Invoice Transactions 24 | \$16,588.48 |



Administration Accounts Payable by GL Distribution

Payment Date Range 11/01/24 - 11/30/24

| Vendor | Invoice No. | Invoice Description | Status | Held Reason | Invoice Date | Due Date | G/L Date | Received Date | Payment Date | Invoice Amount | |
|--|-----------------|---|------------------------|-------------|--------------|------------|------------|---------------|--|------------------------|-------------|
| Fund 001 - General Fund | | | | | | | | | | | |
| Department 080 - Building Management | | | | | | | | | | | |
| Sub-Department 080 - Building Mgmt- Government Center | | | | | | | | | | | |
| Account 52000 - Disposal and Water Softener Srvs | | | | | | | | | | | |
| 1216 - Waste Management of Illinois - West | 4307169-2011-0 | 296459283002 Elections warehouse 08/01-08/31/2024 | Paid by EFT # 92116 | | 09/03/2024 | 10/17/2024 | 10/17/2024 | | 11/04/2024 | 329.10 | |
| 1216 - Waste Management of Illinois - West | 4318358-2011-6 | 109559513008 ACF CAMPACTOR Oct 2024 | Paid by EFT # 92115 | | 10/16/2024 | 10/24/2024 | 10/24/2024 | | 11/04/2024 | 663.75 | |
| 1216 - Waste Management of Illinois - West | 4319473-2011-2 | 109559513008 ACF CAMPACTOR 10/16-10/31 | Paid by EFT # 92446 | | 11/01/2024 | 11/07/2024 | 11/07/2024 | | 11/18/2024 | 581.85 | |
| 1216 - Waste Management of Illinois - West | 4319472-2011-4 | 109559133008 JC ROLLOFF 10/16-10/31/24 | Paid by EFT # 92449 | | 11/01/2024 | 11/07/2024 | 11/07/2024 | | 11/18/2024 | 317.59 | |
| 1216 - Waste Management of Illinois - West | 4319920-2011-2 | 272844823000 ROLLOFF 37W699 10/16-10/31 | Paid by EFT # 92447 | | 11/01/2024 | 11/07/2024 | 11/07/2024 | | 11/18/2024 | 440.05 | |
| | | | | | | | | | Account 52000 - Disposal and Water Softener Srvs Totals | Invoice Transactions 5 | \$2,332.34 |
| Account 52010 - Janitorial Services | | | | | | | | | | | |
| 9876 - Eco Clean Maintenance, Inc. | 13191-BLD | Sept 2024 Janitorial Service | Paid by EFT # 91926 | | 09/30/2024 | 10/23/2024 | 10/23/2024 | | 11/04/2024 | 12,757.00 | |
| | | | | | | | | | Account 52010 - Janitorial Services Totals | Invoice Transactions 1 | \$12,757.00 |
| Account 52110 - Repairs and Maint- Buildings | | | | | | | | | | | |
| 5513 - Valley Security Company | 521 | Jail 08/29, 09/17, 09/23 | Paid by Check # 385535 | | 09/30/2024 | 10/22/2024 | 10/22/2024 | | 11/04/2024 | 3,000.18 | |
| 5513 - Valley Security Company | 522 | JJC 4C1, 4A, 3B4, 3A 2 hour service call | Paid by Check # 385535 | | 09/30/2024 | 10/24/2024 | 10/24/2024 | | 11/04/2024 | 353.68 | |
| 14095 - Weatherguard Roofing Co | 12574 | Bldg B 10/4 * 9/24 roof leaks | Paid by EFT # 92120 | | 10/11/2024 | 10/24/2024 | 10/24/2024 | | 11/04/2024 | 1,831.00 | |
| 1195 - R.J. O'Neil, Inc. | 00125271 | Commercial Plumbing | Paid by EFT # 92044 | | 10/10/2024 | 10/23/2024 | 10/23/2024 | | 11/04/2024 | 452.50 | |
| 8601 - Johnson Controls Security Solutions (Tyco) | 40594831 | 133246573/job 24773085 3rd st install | Paid by EFT # 91977 | | 10/09/2024 | 10/25/2024 | 10/25/2024 | | 11/04/2024 | 1,050.47 | |
| 13153 - Toshiba America Business Solutions, Inc | 6388411 | ESTUDI03525AC /SSSGN89353 07/01-09/30/2024 | Paid by EFT # 92090 | | 10/01/2024 | 10/17/2024 | 10/17/2024 | | 11/04/2024 | 160.24 | |
| 5933 - Urban Elevator Service, LLC | 15208161-200777 | JC CALL CAR 4 HAS BLOWN FUSES IN INTERNAL PANEL | Paid by EFT # 92099 | | 10/09/2024 | 10/24/2024 | 10/24/2024 | | 11/04/2024 | 910.23 | |
| 9925 - Sunbelt Rentals | 155190934-0005 | 930002 Skidsteer/bushhog 155190934 | Paid by EFT # 92077 | | 09/19/2024 | 10/25/2024 | 10/25/2024 | | 11/04/2024 | 5,464.84 | |
| 14037 - Synchrony Bank (Sam's Club Direct/Lowes) | 977955 | ANIMAL CONTROL parts | Paid by Check # 385532 | | 09/10/2024 | 09/17/2024 | 09/17/2024 | | 11/04/2024 | 59.20 | |



Administration Accounts Payable by GL Distribution

Payment Date Range 11/01/24 - 11/30/24

| Vendor | Invoice No. | Invoice Description | Status | Held Reason | Invoice Date | Due Date | G/L Date | Received Date | Payment Date | Invoice Amount |
|--|-------------|--|------------------------|-------------|--------------|------------|------------|---------------|--------------|----------------|
| Fund 001 - General Fund | | | | | | | | | | |
| Department 080 - Building Management | | | | | | | | | | |
| Sub-Department 080 - Building Mgmt- Government Center | | | | | | | | | | |
| Account 52110 - Repairs and Maint- Buildings | | | | | | | | | | |
| 14037 - Synchrony Bank (Sam's Club Direct/Lowes) | 995546 | JC parts & supplies | Paid by Check # 385532 | | 10/02/2024 | 10/17/2024 | 10/17/2024 | | 11/04/2024 | 50.73 |
| 14037 - Synchrony Bank (Sam's Club Direct/Lowes) | 999436 | GC misc supplies | Paid by Check # 385532 | | 10/04/2024 | 10/17/2024 | 10/17/2024 | | 11/04/2024 | 150.02 |
| 14037 - Synchrony Bank (Sam's Club Direct/Lowes) | 981827 | KBC parts | Paid by Check # 385532 | | 10/09/2024 | 10/25/2024 | 10/25/2024 | | 11/04/2024 | 61.04 |
| 14037 - Synchrony Bank (Sam's Club Direct/Lowes) | 978744 | KBC supplies | Paid by Check # 385532 | | 10/08/2024 | 10/25/2024 | 10/25/2024 | | 11/04/2024 | 62.66 |
| 14037 - Synchrony Bank (Sam's Club Direct/Lowes) | 994128 | OCH parts & supplies | Paid by Check # 385532 | | 10/15/2024 | 10/25/2024 | 10/25/2024 | | 11/04/2024 | 574.68 |
| 14037 - Synchrony Bank (Sam's Club Direct/Lowes) | 994885 | Misc stock supply | Paid by Check # 385532 | | 10/15/2024 | 10/25/2024 | 10/25/2024 | | 11/04/2024 | 58.62 |
| 14037 - Synchrony Bank (Sam's Club Direct/Lowes) | 994099 | Acetate | Paid by Check # 385532 | | 10/15/2024 | 10/25/2024 | 10/25/2024 | | 11/04/2024 | 10.43 |
| 14037 - Synchrony Bank (Sam's Club Direct/Lowes) | 997357 | CAC stairs | Paid by Check # 385532 | | 10/16/2024 | 10/25/2024 | 10/25/2024 | | 11/04/2024 | 118.28 |
| 14037 - Synchrony Bank (Sam's Club Direct/Lowes) | 998221 | GC Parts & supplies | Paid by Check # 385532 | | 10/17/2024 | 10/25/2024 | 10/25/2024 | | 11/04/2024 | 528.38 |
| 8388 - Havlicek Geneva Ace Hardware, LLC | 109758 | Plumbing parts | Paid by EFT # 91957 | | 10/15/2024 | 10/25/2024 | 10/25/2024 | | 11/04/2024 | 95.13 |
| 8675 - Key Construction Group, Inc. | 24-404 | JJC Center Repair broken vent piping | Paid by EFT # 91985 | | 10/11/2024 | 10/23/2024 | 10/23/2024 | | 11/04/2024 | 666.80 |
| 14124 - Midwest Power Industry, Inc. | 1878 | Annual Maintenance | Paid by EFT # 92013 | | 10/18/2024 | 10/24/2024 | 10/24/2024 | | 11/04/2024 | 12,205.00 |
| 14124 - Midwest Power Industry, Inc. | 1879 | Unit 8 in alarm | Paid by EFT # 92013 | | 10/18/2024 | 10/24/2024 | 10/24/2024 | | 11/04/2024 | 247.50 |
| 14169 - MRRW Construction, LLC | 24-00000719 | Kane County / 4TH Floor BLDG A Break Room 3/14 | Paid by EFT # 92018 | | 09/16/2024 | 10/24/2024 | 10/24/2024 | | 11/04/2024 | 2,746.00 |
| 1558 - Sherwin Williams | 4731-4 | Sheriffs office | Paid by EFT # 92065 | | 10/03/2024 | 10/17/2024 | 10/17/2024 | | 11/04/2024 | 35.99 |
| 1558 - Sherwin Williams | 4829-6 | IT Bldg B | Paid by EFT # 92065 | | 10/07/2024 | 10/17/2024 | 10/17/2024 | | 11/04/2024 | 192.15 |
| 1558 - Sherwin Williams | 4808-0 | JC painting | Paid by EFT # 92065 | | 10/07/2024 | 10/17/2024 | 10/17/2024 | | 11/04/2024 | 120.29 |
| 1558 - Sherwin Williams | 6972-8 | OCH Painting | Paid by EFT # 92065 | | 10/15/2024 | 10/21/2024 | 10/21/2024 | | 11/04/2024 | 121.80 |
| 1558 - Sherwin Williams | 6829-0 | OCH painting | Paid by EFT # 92065 | | 10/11/2024 | 10/22/2024 | 10/22/2024 | | 11/04/2024 | 22.25 |
| 1558 - Sherwin Williams | 4883-3 | JC painting | Paid by EFT # 92065 | | 10/08/2024 | 10/22/2024 | 10/22/2024 | | 11/04/2024 | 52.99 |



Administration Accounts Payable by GL Distribution

Payment Date Range 11/01/24 - 11/30/24

| Vendor | Invoice No. | Invoice Description | Status | Held Reason | Invoice Date | Due Date | G/L Date | Received Date | Payment Date | Invoice Amount |
|--|---------------|--|------------------------|-------------|--------------|------------|------------|---------------|--------------|----------------|
| Fund 001 - General Fund | | | | | | | | | | |
| Department 080 - Building Management | | | | | | | | | | |
| Sub-Department 080 - Building Mgmt- Government Center | | | | | | | | | | |
| Account 52110 - Repairs and Maint- Buildings | | | | | | | | | | |
| 1558 - Sherwin Williams | 5129-0 | KBC Painting | Paid by EFT # 92065 | | 10/15/2024 | 10/22/2024 | 10/22/2024 | | 11/04/2024 | 32.25 |
| 1558 - Sherwin Williams | 5183-7 | KBC Diag painting | Paid by EFT # 92065 | | 10/16/2024 | 10/22/2024 | 10/22/2024 | | 11/04/2024 | 117.03 |
| 1558 - Sherwin Williams | 5262-9 | OCH painting | Paid by EFT # 92065 | | 10/18/2024 | 10/22/2024 | 10/22/2024 | | 11/04/2024 | 62.90 |
| 1558 - Sherwin Williams | 5355-1 | KBC Painting | Paid by EFT # 92065 | | 10/21/2024 | 10/22/2024 | 10/22/2024 | | 11/04/2024 | 197.12 |
| 2470 - Ace Hardware-Aurora/Batavia | K40623 | Fuse | Paid by Check # 385435 | | 09/18/2024 | 10/17/2024 | 10/17/2024 | | 11/04/2024 | 11.18 |
| 1191 - Alarm Detection Systems, Inc. | SI-621137 | CAC FADE Test all elevators smoke detectors | Paid by EFT # 91828 | | 10/04/2024 | 10/17/2024 | 10/17/2024 | | 11/04/2024 | 968.25 |
| 1191 - Alarm Detection Systems, Inc. | SI-621120 | Jail Failed elevator FAID test | Paid by EFT # 91828 | | 10/04/2024 | 10/17/2024 | 10/17/2024 | | 11/04/2024 | 2,645.00 |
| 1191 - Alarm Detection Systems, Inc. | SI-621193 | Judicial Center One time Faid Test | Paid by EFT # 91828 | | 10/07/2024 | 10/17/2024 | 10/17/2024 | | 11/04/2024 | 2,645.00 |
| 14168 - Allied Door Inc. | 0000226497 | Dock Door 3 ER service replace cables | Paid by EFT # 91829 | | 10/10/2024 | 10/23/2024 | 10/23/2024 | | 11/04/2024 | 591.50 |
| 14168 - Allied Door Inc. | 0000226617 | Jail North side sally port bay 1 spring broken | Paid by EFT # 91829 | | 10/11/2024 | 10/24/2024 | 10/24/2024 | | 11/04/2024 | 340.00 |
| 1505 - F.E. Moran Inc. Mechanical Services | 5071086-1 | MUB BAS issues | Paid by EFT # 91932 | | 09/27/2024 | 10/17/2024 | 10/17/2024 | | 11/04/2024 | 616.00 |
| 1505 - F.E. Moran Inc. Mechanical Services | 5070934-1 | JV Tie In Fire Panel | Paid by EFT # 91932 | | 09/25/2024 | 10/17/2024 | 10/17/2024 | | 11/04/2024 | 770.00 |
| 1505 - F.E. Moran Inc. Mechanical Services | 004-501303000 | JUDICIAL CENTER COMMUNICATION WIRE REPLACE ANDN VAV CHECKOUT | Paid by EFT # 91932 | | 10/12/2024 | 10/25/2024 | 10/25/2024 | | 11/04/2024 | 17,562.50 |
| 14486 - Diffusion Sales Company, Inc. | 5459 | JJC direct drive downblast fan | Paid by EFT # 91915 | | 09/24/2024 | 10/24/2024 | 10/24/2024 | | 11/04/2024 | 3,030.00 |
| 14276 - F.E. Moran, Inc. Fire Protection of Northern IL | 001-302401891 | Kane County Branch Court 5 year 540 S Randall Rd. fire sprinkler | Paid by EFT # 91933 | | 10/18/2024 | 10/24/2024 | 10/24/2024 | | 11/04/2024 | 4,271.00 |
| 13938 - Gehrke Technology Group, Inc. | 2403098 | Bio-dispersant | Paid by EFT # 91943 | | 09/25/2024 | 10/24/2024 | 10/24/2024 | | 11/04/2024 | 1,676.00 |
| 3060 - Grainger Inc | 9280389058 | credit return ORIGINAL INVOICE9241936070 | Paid by EFT # 91946 | | 10/14/2024 | 10/25/2024 | 10/25/2024 | | 11/04/2024 | (529.32) |
| 3060 - Grainger Inc | 9274160838 | 2024-2181 | Paid by EFT # 91946 | | 10/08/2024 | 10/25/2024 | 10/25/2024 | | 11/04/2024 | 2,511.09 |



Administration Accounts Payable by GL Distribution

Payment Date Range 11/01/24 - 11/30/24

| Vendor | Invoice No. | Invoice Description | Status | Held Reason | Invoice Date | Due Date | G/L Date | Received Date | Payment Date | Invoice Amount |
|--|---------------|---|------------------------|-------------|--------------|------------|------------|---------------|--------------|----------------|
| Fund 001 - General Fund | | | | | | | | | | |
| Department 080 - Building Management | | | | | | | | | | |
| Sub-Department 080 - Building Mgmt- Government Center | | | | | | | | | | |
| Account 52110 - Repairs and Maint- Buildings | | | | | | | | | | |
| 3060 - Grainger Inc | 9274160853 | 2024-2181 | Paid by EFT # 91946 | | 10/08/2024 | 10/25/2024 | 10/25/2024 | | 11/04/2024 | 160.95 |
| 3060 - Grainger Inc | 9280778516 | 2024-2147 | Paid by EFT # 91946 | | 10/15/2024 | 10/25/2024 | 10/25/2024 | | 11/04/2024 | 740.82 |
| 7528 - Hartwig Plumb & Heat Inc dba Hartwig Mechanical | 10002004 | Replace Economizer Board, Wiring, Actuator, Idler Pulley & Belt | Paid by EFT # 91955 | | 09/25/2024 | 10/24/2024 | 10/24/2024 | | 11/04/2024 | 1,742.00 |
| 7528 - Hartwig Plumb & Heat Inc dba Hartwig Mechanical | 10002249 | OCH domestic water repairs | Paid by EFT # 91955 | | 10/17/2024 | 10/24/2024 | 10/24/2024 | | 11/04/2024 | 11,821.20 |
| 7528 - Hartwig Plumb & Heat Inc dba Hartwig Mechanical | 10002369 | OCH MITSU SYSTEM ELECTRICAL ISSUES | Paid by EFT # 92265 | | 10/29/2024 | 11/06/2024 | 11/06/2024 | | 11/18/2024 | 945.00 |
| 7528 - Hartwig Plumb & Heat Inc dba Hartwig Mechanical | 10002400 | Bldg A BOILER IS SHORT CYCLING | Paid by EFT # 92265 | | 10/30/2024 | 11/06/2024 | 11/06/2024 | | 11/18/2024 | 742.50 |
| 3060 - Grainger Inc | 9298230658 | 2024-1724 | Paid by EFT # 92256 | | 10/29/2024 | 11/06/2024 | 11/06/2024 | | 11/18/2024 | 4,196.81 |
| 2520 - G.W. Berkheimer Co., Inc. | 7798500 | radiator valves | Paid by EFT # 92248 | | 11/04/2024 | 11/07/2024 | 11/07/2024 | | 11/18/2024 | 932.96 |
| 14066 - Garaventa USA, Inc. | 54363 | Sheriff wheelchair lift 07/23/2024 | Paid by Check # 385599 | | 07/31/2024 | 10/25/2024 | 10/25/2024 | | 11/18/2024 | 1,050.00 |
| 11549 - Erikki, LLC dba Two Men and a Truck IL | 11380-I | moving services 2 men 1 truck | Paid by EFT # 92232 | | 10/29/2024 | 11/06/2024 | 11/06/2024 | | 11/18/2024 | 577.50 |
| 1505 - F.E. Moran Inc. Mechanical Services | 5071286-1 | JJC communication lost south tower | Paid by EFT # 92234 | | 10/24/2024 | 11/06/2024 | 11/06/2024 | | 11/18/2024 | 462.00 |
| 1505 - F.E. Moran Inc. Mechanical Services | 5071359-1 | JJC air curtain bad time delay | Paid by EFT # 92234 | | 10/25/2024 | 11/06/2024 | 11/06/2024 | | 11/18/2024 | 1,232.00 |
| 1505 - F.E. Moran Inc. Mechanical Services | 5071292-1 | JC chiller in alarm outdoor temp to low | Paid by EFT # 92234 | | 10/24/2024 | 11/06/2024 | 11/06/2024 | | 11/18/2024 | 616.00 |
| 14168 - Allied Door Inc. | 0000225943 | MUB OHD#1 serial # 16053 repairs 9/05/24 | Paid by EFT # 92148 | | 09/20/2024 | 11/06/2024 | 11/06/2024 | | 11/18/2024 | 335.50 |
| 14168 - Allied Door Inc. | 0000227388 | JC RE service Sally door #9 stuck | Paid by EFT # 92148 | | 10/31/2024 | 11/07/2024 | 11/07/2024 | | 11/18/2024 | 815.00 |
| 5896 - Chem-Wise Ecological Pest Management, Inc. | 1311384 | November 2024 Service all bldgs | Paid by Check # 385570 | | 11/01/2024 | 11/07/2024 | 11/07/2024 | | 11/18/2024 | 564.00 |
| 11058 - JP Morgan Chase Bank N.A. | 4508-RF-10/24 | Fahnestock P-Card 10/01/2024-10/31/2024 | Paid by EFT # 92291 | | 10/31/2024 | 11/05/2024 | 11/05/2024 | | 11/18/2024 | 854.90 |
| 13725 - 1 Source Mechanical, Inc. | 7106 | WO 9834 JC Vestibule heater | Paid by EFT # 92139 | | 10/22/2024 | 11/04/2024 | 11/04/2024 | | 11/18/2024 | 607.50 |
| 13725 - 1 Source Mechanical, Inc. | 7112 | Furnish & Install (3) Belimo actuator motors for the gun rang~e | Paid by EFT # 92139 | | 10/23/2024 | 11/04/2024 | 11/04/2024 | | 11/18/2024 | 1,773.51 |



Administration Accounts Payable by GL Distribution

Payment Date Range 11/01/24 - 11/30/24

| Vendor | Invoice No. | Invoice Description | Status | Held Reason | Invoice Date | Due Date | G/L Date | Received Date | Payment Date | Invoice Amount |
|--|-------------|--|---------------------|-------------|--------------|------------|------------|---------------|--------------|----------------|
| Fund 001 - General Fund | | | | | | | | | | |
| Department 080 - Building Management | | | | | | | | | | |
| Sub-Department 080 - Building Mgmt- Government Center | | | | | | | | | | |
| Account 52110 - Repairs and Maint- Buildings | | | | | | | | | | |
| 13725 - 1 Source Mechanical, Inc. | 7111 | Furnish & Install (1) OEM AAON VZH compressor, filter drier, 9743, 9881 JC & Gun range | Paid by EFT # 92139 | | 10/23/2024 | 11/04/2024 | 11/04/2024 | | 11/18/2024 | 2,160.00 |
| 13725 - 1 Source Mechanical, Inc. | 7113 | OCH relocated 5 panics | Paid by EFT # 92139 | | 10/23/2024 | 11/04/2024 | 11/04/2024 | | 11/18/2024 | 1,922.46 |
| 1191 - Alarm Detection Systems, Inc. | SI-622413 | jail FAID test 10/03 fire system | Paid by EFT # 92145 | | 10/29/2024 | 11/06/2024 | 11/06/2024 | | 11/18/2024 | 1,241.25 |
| 1191 - Alarm Detection Systems, Inc. | SI-622399 | 427 Campbell FAID testing | Paid by EFT # 92145 | | 10/29/2024 | 11/06/2024 | 11/06/2024 | | 11/18/2024 | 2,552.00 |
| 1191 - Alarm Detection Systems, Inc. | SI-622508 | Bldg A FAID elevator Fire testing | Paid by EFT # 92145 | | 10/31/2024 | 11/06/2024 | 11/06/2024 | | 11/18/2024 | 580.00 |
| 1191 - Alarm Detection Systems, Inc. | SI-622464 | VA office re;ocated one panic button | Paid by EFT # 92145 | | 10/30/2024 | 11/07/2024 | 11/07/2024 | | 11/18/2024 | 1,392.00 |
| 1191 - Alarm Detection Systems, Inc. | SI-622550 | OCH Painting | Paid by EFT # 92145 | | 10/31/2024 | 11/07/2024 | 11/07/2024 | | 11/18/2024 | 204.75 |
| 1558 - Sherwin Williams | 7215-1 | EX BOND PRM WH | Paid by EFT # 92406 | | 10/22/2024 | 10/29/2024 | 10/29/2024 | | 11/18/2024 | 50.70 |
| 1558 - Sherwin Williams | 7284-7 | JC painting | Paid by EFT # 92406 | | 10/24/2024 | 11/01/2024 | 11/01/2024 | | 11/18/2024 | 58.89 |
| 1558 - Sherwin Williams | 5463-3 | 3rd st painting | Paid by EFT # 92406 | | 10/24/2024 | 11/01/2024 | 11/01/2024 | | 11/18/2024 | 36.47 |
| 1558 - Sherwin Williams | 5470-8 | sheriff breakroom | Paid by EFT # 92406 | | 10/24/2024 | 11/01/2024 | 11/01/2024 | | 11/18/2024 | 62.90 |
| 1558 - Sherwin Williams | 7341-5 | jail breakroom | Paid by EFT # 92406 | | 10/25/2024 | 11/01/2024 | 11/01/2024 | | 11/18/2024 | 155.61 |
| 1558 - Sherwin Williams | 5557-2 | Jail Break room | Paid by EFT # 92406 | | 10/26/2024 | 11/01/2024 | 11/01/2024 | | 11/18/2024 | 24.49 |
| 1558 - Sherwin Williams | 5556-4 | Diagnostic painting | Paid by EFT # 92406 | | 10/26/2024 | 11/04/2024 | 11/04/2024 | | 11/18/2024 | 33.99 |
| 1558 - Sherwin Williams | 5508-5 | JC painting | Paid by EFT # 92406 | | 10/25/2024 | 11/06/2024 | 11/06/2024 | | 11/18/2024 | 74.16 |
| 1558 - Sherwin Williams | 7317-5 | JC painting | Paid by EFT # 92406 | | 10/25/2024 | 11/06/2024 | 11/06/2024 | | 11/18/2024 | 20.98 |
| 1558 - Sherwin Williams | 5589-5 | OCH Painting | Paid by EFT # 92406 | | 10/28/2024 | 11/06/2024 | 11/06/2024 | | 11/18/2024 | 90.63 |
| 1558 - Sherwin Williams | 5604-2 | JC painting | Paid by EFT # 92406 | | 10/28/2024 | 11/06/2024 | 11/06/2024 | | 11/18/2024 | 337.25 |
| 1558 - Sherwin Williams | 5626-5 | KBC supplies | Paid by EFT # 92406 | | 10/29/2024 | 11/06/2024 | 11/06/2024 | | 11/18/2024 | 119.35 |
| 1558 - Sherwin Williams | 7463-7 | | Paid by EFT # 92406 | | 10/29/2024 | 11/06/2024 | 11/06/2024 | | 11/18/2024 | 62.40 |



Administration Accounts Payable by GL Distribution

Payment Date Range 11/01/24 - 11/30/24

| Vendor | Invoice No. | Invoice Description | Status | Held Reason | Invoice Date | Due Date | G/L Date | Received Date | Payment Date | Invoice Amount |
|--|-------------|--|---------------|-------------|--------------|------------|------------|---------------|--------------|----------------|
| Fund 001 - General Fund | | | | | | | | | | |
| Department 080 - Building Management | | | | | | | | | | |
| Sub-Department 080 - Building Mgmt- Government Center | | | | | | | | | | |
| Account 52110 - Repairs and Maint- Buildings | | | | | | | | | | |
| 1558 - Sherwin Williams | 7487-6 | KBC supplies & parts | Paid by EFT # | | 10/30/2024 | 11/06/2024 | 11/06/2024 | | 11/18/2024 | 57.15 |
| | | | 92406 | | | | | | | |
| 1558 - Sherwin Williams | 5717-2 | KBC Painting | Paid by EFT # | | 10/31/2024 | 11/07/2024 | 11/07/2024 | | 11/18/2024 | 8.88 |
| | | | 92406 | | | | | | | |
| 1558 - Sherwin Williams | 5723-0 | JC doors | Paid by EFT # | | 10/31/2024 | 11/07/2024 | 11/07/2024 | | 11/18/2024 | 26.02 |
| | | | 92406 | | | | | | | |
| 1558 - Sherwin Williams | 7571-7 | JC painting | Paid by EFT # | | 11/01/2024 | 11/07/2024 | 11/07/2024 | | 11/18/2024 | 52.99 |
| | | | 92406 | | | | | | | |
| 1558 - Sherwin Williams | 5808-9 | painting supplies | Paid by EFT # | | 11/04/2024 | 11/07/2024 | 11/07/2024 | | 11/18/2024 | 19.88 |
| | | | 92406 | | | | | | | |
| 14169 - MRRW Construction, LLC | 24-00002031 | Building B | Paid by EFT # | | 10/01/2024 | 11/06/2024 | 11/06/2024 | | 11/18/2024 | 1,654.28 |
| | | | 92344 | | | | | | | |
| 14169 - MRRW Construction, LLC | 24-00000000 | JC Door 5 install new door new color | Paid by EFT # | | 10/01/2024 | 11/06/2024 | 11/06/2024 | | 11/18/2024 | 13,164.00 |
| | | | 92344 | | | | | | | |
| 14169 - MRRW Construction, LLC | 24-00002029 | Bkdg B IT doors | Paid by EFT # | | 10/01/2024 | 11/06/2024 | 11/06/2024 | | 11/18/2024 | 9,991.40 |
| | | | 92344 | | | | | | | |
| 13301 - Phigenics, LLC | INV10072786 | Oct testing supplies | Paid by EFT # | | 10/31/2024 | 11/07/2024 | 11/07/2024 | | 11/18/2024 | 1,450.00 |
| | | | 92362 | | | | | | | |
| 8675 - Key Construction Group, Inc. | 24-420 | Jail Rodding Service | Paid by EFT # | | 10/29/2024 | 11/06/2024 | 11/06/2024 | | 11/18/2024 | 1,260.00 |
| | | Kitchen Trough Drains | 92298 | | | | | | | |
| 8675 - Key Construction Group, Inc. | 24-416 | Judicial Center Install | Paid by EFT # | | 10/29/2024 | 11/06/2024 | 11/06/2024 | | 11/18/2024 | 1,371.00 |
| | | Kitchen Hand Sin | 92298 | | | | | | | |
| 8675 - Key Construction Group, Inc. | 24-417 | JJC Rodding service | Paid by EFT # | | 10/29/2024 | 11/06/2024 | 11/06/2024 | | 11/18/2024 | 630.00 |
| | | 10/03 | 92298 | | | | | | | |
| 8675 - Key Construction Group, Inc. | 24-423 | MUB RPZ in full dumo water turned off at boilers, boilers shut d | Paid by EFT # | | 10/29/2024 | 11/06/2024 | 11/06/2024 | | 11/18/2024 | 1,042.20 |
| | | | 92298 | | | | | | | |
| 14127 - M/M Peters Construction, Inc. | 10824 | Concrete floor analysis in pump room | Paid by EFT # | | 10/25/2024 | 11/04/2024 | 11/04/2024 | | 11/18/2024 | 2,500.00 |
| | | | 92315 | | | | | | | |
| 1390 - Menards, Inc. | 38481 | JC parts | Paid by EFT # | | 11/01/2024 | 11/07/2024 | 11/07/2024 | | 11/18/2024 | 17.99 |
| | | | 92326 | | | | | | | |
| 8388 - Havlicek Geneva Ace Hardware, LLC | 109768 | Misc parts & supplies | Paid by EFT # | | 10/15/2024 | 10/29/2024 | 10/29/2024 | | 11/18/2024 | 26.45 |
| | | | 92266 | | | | | | | |
| 8388 - Havlicek Geneva Ace Hardware, LLC | 109852 | OCH PARTS | Paid by EFT # | | 10/21/2024 | 11/04/2024 | 11/04/2024 | | 11/18/2024 | 15.47 |
| | | | 92266 | | | | | | | |
| 8388 - Havlicek Geneva Ace Hardware, LLC | 108275 | Moth Balls | Paid by EFT # | | 07/09/2024 | 11/07/2024 | 11/07/2024 | | 11/18/2024 | 64.76 |
| | | | 92266 | | | | | | | |
| 8388 - Havlicek Geneva Ace Hardware, LLC | 109983 | Plumbing supplies | Paid by EFT # | | 10/30/2024 | 11/07/2024 | 11/07/2024 | | 11/18/2024 | 79.15 |
| | | | 92266 | | | | | | | |
| 8388 - Havlicek Geneva Ace Hardware, LLC | 109861 | Misc parts & supplies | Paid by EFT # | | 10/22/2024 | 11/07/2024 | 11/07/2024 | | 11/18/2024 | 57.97 |
| | | | 92266 | | | | | | | |



Administration Accounts Payable by GL Distribution

Payment Date Range 11/01/24 - 11/30/24

| Vendor | Invoice No. | Invoice Description | Status | Held Reason | Invoice Date | Due Date | G/L Date | Received Date | Payment Date | Invoice Amount |
|--|-----------------|---|------------------------|-------------|--------------|------------|------------|---------------|--------------|----------------|
| Fund 001 - General Fund | | | | | | | | | | |
| Department 080 - Building Management | | | | | | | | | | |
| Sub-Department 080 - Building Mgmt- Government Center | | | | | | | | | | |
| Account 52110 - Repairs and Maint- Buildings | | | | | | | | | | |
| 8388 - Havlicek Geneva Ace Hardware, LLC | 109906 | surge pprotector | Paid by EFT # 92266 | | 10/24/2024 | 11/07/2024 | 11/07/2024 | | 11/18/2024 | 43.18 |
| 8388 - Havlicek Geneva Ace Hardware, LLC | 109807 | Misc key & supplies | Paid by EFT # 92266 | | 10/17/2024 | 11/07/2024 | 11/07/2024 | | 11/18/2024 | 14.00 |
| 8388 - Havlicek Geneva Ace Hardware, LLC | 108188 | mice bait | Paid by EFT # 92266 | | 07/02/2024 | 11/07/2024 | 11/07/2024 | | 11/18/2024 | 21.58 |
| 8388 - Havlicek Geneva Ace Hardware, LLC | 109912 | caulk | Paid by EFT # 92266 | | 10/25/2024 | 11/07/2024 | 11/07/2024 | | 11/18/2024 | 35.96 |
| 14037 - Synchrony Bank (Sam's Club Direct/Lowes) | 997794 | return | Paid by Check # 385645 | | 08/10/2024 | 10/29/2024 | 10/29/2024 | | 11/18/2024 | (112.95) |
| 14037 - Synchrony Bank (Sam's Club Direct/Lowes) | 970219 | GC MISC SUPPLIES | Paid by Check # 385645 | | 10/18/2024 | 10/29/2024 | 10/29/2024 | | 11/18/2024 | 379.85 |
| 14037 - Synchrony Bank (Sam's Club Direct/Lowes) | 977200 | CAC STAIRS REPAIR | Paid by Check # 385645 | | 10/21/2024 | 10/29/2024 | 10/29/2024 | | 11/18/2024 | 251.89 |
| 14037 - Synchrony Bank (Sam's Club Direct/Lowes) | 982292 | 2170 ELGIN PARTS | Paid by Check # 385645 | | 10/23/2024 | 10/29/2024 | 10/29/2024 | | 11/18/2024 | 71.96 |
| 14037 - Synchrony Bank (Sam's Club Direct/Lowes) | 989166 | 2170 Elgin | Paid by Check # 385645 | | 10/28/2024 | 11/06/2024 | 11/06/2024 | | 11/18/2024 | 253.06 |
| 14037 - Synchrony Bank (Sam's Club Direct/Lowes) | 989174 | 2170 Elgin parts supplies | Paid by Check # 385645 | | 10/28/2024 | 11/06/2024 | 11/06/2024 | | 11/18/2024 | 57.87 |
| 14037 - Synchrony Bank (Sam's Club Direct/Lowes) | 989784 | 2170 Elgin parts supplies | Paid by Check # 385645 | | 10/28/2024 | 11/06/2024 | 11/06/2024 | | 11/18/2024 | 106.28 |
| 14037 - Synchrony Bank (Sam's Club Direct/Lowes) | 993868 | OCH Painting | Paid by Check # 385645 | | 10/29/2024 | 11/06/2024 | 11/06/2024 | | 11/18/2024 | 37.99 |
| 14037 - Synchrony Bank (Sam's Club Direct/Lowes) | 996495 | KBC Multitool | Paid by Check # 385645 | | 10/30/2024 | 11/07/2024 | 11/07/2024 | | 11/18/2024 | 8.89 |
| 14037 - Synchrony Bank (Sam's Club Direct/Lowes) | 999906 | Parts & supplies | Paid by Check # 385645 | | 11/01/2024 | 11/07/2024 | 11/07/2024 | | 11/18/2024 | 12.78 |
| 14037 - Synchrony Bank (Sam's Club Direct/Lowes) | 999487 | Circuit breakers | Paid by Check # 385645 | | 11/01/2024 | 11/07/2024 | 11/07/2024 | | 11/18/2024 | 66.46 |
| 5933 - Urban Elevator Service, LLC | 15209523-000719 | November Maintenance all bldgs | Paid by EFT # 92433 | | 11/01/2024 | 11/07/2024 | 11/07/2024 | | 11/18/2024 | 3,316.13 |
| 11058 - JP Morgan Chase Bank N.A. | 0805-MW-10/24 | October Pcard Charges MW | Paid by EFT # 92291 | | 10/31/2024 | 11/04/2024 | 11/04/2024 | | 11/18/2024 | 1,493.50 |
| 11058 - JP Morgan Chase Bank N.A. | 1896-BB-10/24 | October Pcard Charges B Braski | Paid by EFT # 92291 | | 10/31/2024 | 11/04/2024 | 11/04/2024 | | 11/18/2024 | 3,996.57 |
| 1195 - R.J. O'Neil, Inc. | 00125488 | KBC Description: 5 Urinals need to be rodded out due to crystal | Paid by EFT # 92379 | | 11/01/2024 | 11/07/2024 | 11/07/2024 | | 11/18/2024 | 852.88 |
| 3429 - Sheaffer & Roland, Inc. | 2050-009 | Fall hydrant flushing per contract 2050.1OP | Paid by EFT # 92404 | | 10/24/2024 | 11/04/2024 | 11/04/2024 | | 11/18/2024 | 1,000.00 |



Administration Accounts Payable by GL Distribution

Payment Date Range 11/01/24 - 11/30/24

| Vendor | Invoice No. | Invoice Description | Status | Held Reason | Invoice Date | Due Date | G/L Date | Received Date | Payment Date | Invoice Amount |
|--|---------------|--|---------------------|-------------|--------------|------------|------------|--|--------------------------|---------------------|
| Fund 001 - General Fund | | | | | | | | | | |
| Department 080 - Building Management | | | | | | | | | | |
| Sub-Department 080 - Building Mgmt- Government Center | | | | | | | | | | |
| Account 52110 - Repairs and Maint- Buildings | | | | | | | | | | |
| 3429 - Sheaffer & Roland, Inc. | 2050-010 | 4 weekly visists | Paid by EFT # 92404 | | 11/01/2024 | 11/07/2024 | 11/07/2024 | | 11/18/2024 | 600.00 |
| | | | | | | | | Account 52110 - Repairs and Maint- Buildings Totals | Invoice Transactions 127 | <u>\$156,268.48</u> |
| Account 52120 - Repairs and Maint- Grounds | | | | | | | | | | |
| 12859 - Ratliff Landscaping Inc | 6087 | Oct service | Paid by EFT # 92045 | | 10/01/2024 | 10/25/2024 | 10/25/2024 | | 11/04/2024 | 11,467.12 |
| 12859 - Ratliff Landscaping Inc | 6143 | 2024-1684 | Paid by EFT # 92382 | | 10/28/2024 | 11/06/2024 | 11/06/2024 | | 11/18/2024 | 5,125.00 |
| | | | | | | | | Account 52120 - Repairs and Maint- Grounds Totals | Invoice Transactions 2 | <u>\$16,592.12</u> |
| Account 52160 - Repairs and Maint- Equipment | | | | | | | | | | |
| 14276 - F.E. Moran, Inc. Fire Protection of Northern IL | 001-302411156 | KBC Replace 6 gauges that are out of date | Paid by EFT # 91933 | | 10/09/2024 | 10/24/2024 | 10/24/2024 | | 11/04/2024 | 2,250.00 |
| 13725 - 1 Source Mechanical, Inc. | 7111 | Furnish & Install (1) OEM AAON VZH compressor, filter drier, | Paid by EFT # 92139 | | 10/23/2024 | 11/04/2024 | 11/04/2024 | | 11/18/2024 | 3,399.41 |
| | | | | | | | | Account 52160 - Repairs and Maint- Equipment Totals | Invoice Transactions 2 | <u>\$5,649.41</u> |
| Account 52230 - Repairs and Maint- Vehicles | | | | | | | | | | |
| 11061 - Bob Jass Chevrolet, Inc. | 150420 | Keys transmitter less tax | Paid by EFT # 91858 | | 08/01/2024 | 10/24/2024 | 10/24/2024 | | 11/04/2024 | 124.45 |
| 11058 - JP Morgan Chase Bank N.A. | 1896-BB-10/24 | October Pcard Charges B Braski | Paid by EFT # 92291 | | 10/31/2024 | 11/04/2024 | 11/04/2024 | | 11/18/2024 | 49.66 |
| | | | | | | | | Account 52230 - Repairs and Maint- Vehicles Totals | Invoice Transactions 2 | <u>\$174.11</u> |
| Account 52260 - Grease Trap- Septic Services | | | | | | | | | | |
| 1799 - Black Gold Septic Contractors, Inc | 46757 | JJC GREASE TRAP CLEANING | Paid by EFT # 91856 | | 10/14/2024 | 10/23/2024 | 10/23/2024 | | 11/04/2024 | 285.00 |
| 1799 - Black Gold Septic Contractors, Inc | 46756 | Jail 10/14/2024 | Paid by EFT # 91856 | | 10/14/2024 | 10/24/2024 | 10/24/2024 | | 11/04/2024 | 535.00 |
| | | | | | | | | Account 52260 - Grease Trap- Septic Services Totals | Invoice Transactions 2 | <u>\$820.00</u> |
| Account 53060 - General Printing | | | | | | | | | | |
| 1849 - Batavia Instant Print Inc | 20240712 | provided 9x12 catalog envelope black ink Development Dept. | Paid by EFT # 91845 | | 10/14/2024 | 10/24/2024 | 10/24/2024 | | 11/04/2024 | 247.50 |
| 1849 - Batavia Instant Print Inc | 20240716 | of 50 Code Enforcement Inspector Sheet 5.5x8.5 1 side on 20lb wh | Paid by EFT # 91845 | | 10/15/2024 | 10/24/2024 | 10/24/2024 | | 11/04/2024 | 117.30 |
| 1395 - Cenveo Worldwide Limited | 111 - 636655 | CIRCUIT COURT #10 REG PRINTS 1/C JET FACE NO WINDOW THERESA E. B | Paid by EFT # 91875 | | 10/08/2024 | 10/23/2024 | 10/23/2024 | | 11/04/2024 | 555.00 |



Administration Accounts Payable by GL Distribution

Payment Date Range 11/01/24 - 11/30/24

| Vendor | Invoice No. | Invoice Description | Status | Held Reason | Invoice Date | Due Date | G/L Date | Received Date | Payment Date | Invoice Amount | |
|--|-------------------|---|---------------------|-------------|--------------|------------|------------|---------------|--|------------------------|-------------------|
| Fund 001 - General Fund | | | | | | | | | | | |
| Department 080 - Building Management | | | | | | | | | | | |
| Sub-Department 080 - Building Mgmt- Government Center | | | | | | | | | | | |
| Account 53060 - General Printing | | | | | | | | | | | |
| 1395 - Cenveo Worldwide Limited | 111 - 640393 | HEALTH PROTECTION DIV. | Paid by EFT # 92187 | | 10/24/2024 | 11/04/2024 | 11/04/2024 | | 11/18/2024 | 1,277.52 | |
| | | | | | | | | | Account 53060 - General Printing Totals | Invoice Transactions 4 | <u>\$2,197.32</u> |
| Account 60010 - Operating Supplies | | | | | | | | | | | |
| 3060 - Grainger Inc | 9274160846 | 2024-2181 | Paid by EFT # 91946 | | 10/08/2024 | 10/25/2024 | 10/25/2024 | | 11/04/2024 | 10.36 | |
| 11058 - JP Morgan Chase Bank N.A. | 1896-BB-10/24 | October Pcard Charges B Braski | Paid by EFT # 92291 | | 10/31/2024 | 11/04/2024 | 11/04/2024 | | 11/18/2024 | 440.85 | |
| 3509 - DS Services of America, Inc. dba Primo Water NA | 23847737 102624 | 7737 Oct 2024 | Paid by EFT # 92224 | | 10/26/2024 | 11/04/2024 | 11/04/2024 | | 11/18/2024 | 80.83 | |
| | | | | | | | | | Account 60010 - Operating Supplies Totals | Invoice Transactions 3 | <u>\$532.04</u> |
| Account 60090 - Utilities- Sewer | | | | | | | | | | | |
| 1044 - City of Geneva | 1980042100001 124 | 78056094 757 E Fabyan 09/01-10/01/2024 | Paid by EFT # 91884 | | 10/15/2024 | 10/21/2024 | 10/21/2024 | | 11/04/2024 | 16.08 | |
| 1044 - City of Geneva | 1980039390001 124 | 93642390 719 batavia GC 09/01-10/01/2024 | Paid by EFT # 91886 | | 10/15/2024 | 10/21/2024 | 10/21/2024 | | 11/04/2024 | 96.91 | |
| 1044 - City of Geneva | 1980039400011 124 | 325554113 GC 719 BATAVIA 09/01-10/01/2024 | Paid by EFT # 91885 | | 10/15/2024 | 10/21/2024 | 10/21/2024 | | 11/04/2024 | 148.48 | |
| 1044 - City of Geneva | 1980039410001 124 | 93527782 BLDG B 09/01-10/01/2024 | Paid by EFT # 91887 | | 10/15/2024 | 10/21/2024 | 10/21/2024 | | 11/04/2024 | 108.79 | |
| 1044 - City of Geneva | 3050002400001 124 | 341341013 428 JAMES 09/15-10/15/2024 | Paid by EFT # 92197 | | 10/30/2024 | 11/04/2024 | 11/04/2024 | | 11/18/2024 | 10.93 | |
| 1044 - City of Geneva | 3050002210001 124 | 337598526 427 CAMPBELL 09/15-10/15/2024 | Paid by EFT # 92199 | | 10/30/2024 | 11/04/2024 | 11/04/2024 | | 11/18/2024 | 75.45 | |
| 1044 - City of Geneva | 3050004600001 124 | 328545802 OCH 09/13 -10/15/2024 | Paid by EFT # 92196 | | 10/30/2024 | 11/04/2024 | 11/04/2024 | | 11/18/2024 | 314.80 | |
| 1044 - City of Geneva | 3050001600021 124 | 341341011 401 campbell 09/15-10/15/2024 | Paid by EFT # 92198 | | 10/30/2024 | 11/04/2024 | 11/04/2024 | | 11/18/2024 | 10.93 | |
| | | | | | | | | | Account 60090 - Utilities- Sewer Totals | Invoice Transactions 8 | <u>\$782.37</u> |
| Account 60100 - Utilities- Water | | | | | | | | | | | |
| 1044 - City of Geneva | 1980042100001 124 | 78056094 757 E Fabyan 09/01-10/01/2024 | Paid by EFT # 91884 | | 10/15/2024 | 10/21/2024 | 10/21/2024 | | 11/04/2024 | 30.28 | |
| 1044 - City of Geneva | 1980039390001 124 | 93642390 719 batavia GC 09/01-10/01/2024 | Paid by EFT # 91886 | | 10/15/2024 | 10/21/2024 | 10/21/2024 | | 11/04/2024 | 173.26 | |



Administration Accounts Payable by GL Distribution

Payment Date Range 11/01/24 - 11/30/24

| Vendor | Invoice No. | Invoice Description | Status | Held Reason | Invoice Date | Due Date | G/L Date | Received Date | Payment Date | Invoice Amount | |
|--|----------------------|--|---------------------------|-------------|--------------|------------|------------|---------------|--------------|-------------------------------|-------------------|
| Fund 001 - General Fund | | | | | | | | | | | |
| Department 080 - Building Management | | | | | | | | | | | |
| Sub-Department 080 - Building Mgmt- Government Center | | | | | | | | | | | |
| Account 60100 - Utilities- Water | | | | | | | | | | | |
| 1044 - City of Geneva | 1980039400011 124 | 325554113 GC 719 BATAVIA 09/01- 10/01/2024 | Paid by EFT # 91885 | | 10/15/2024 | 10/21/2024 | 10/21/2024 | | 11/04/2024 | 240.98 | |
| 1044 - City of Geneva | 1980039410001 124 | 93527782 BLDG B 09/01-10/01/2024 | Paid by EFT # 91887 | | 10/15/2024 | 10/21/2024 | 10/21/2024 | | 11/04/2024 | 160.71 | |
| 1044 - City of Geneva | 3050002400001 124 | 341341013 428 JAMES 09/15-10/15/2024 | Paid by EFT # 92197 | | 10/30/2024 | 11/04/2024 | 11/04/2024 | | 11/18/2024 | 16.80 | |
| 1044 - City of Geneva | 3050002210001 124 | 337598526 427 CAMPBELL 09/15- 10/15/2024 | Paid by EFT # 92199 | | 10/30/2024 | 11/04/2024 | 11/04/2024 | | 11/18/2024 | 131.24 | |
| 1044 - City of Geneva | 3050004600001 124 | 328545802 OCH 09/13 -10/15/2024 | Paid by EFT # 92196 | | 10/30/2024 | 11/04/2024 | 11/04/2024 | | 11/18/2024 | 522.14 | |
| 1044 - City of Geneva | 3050001600021 124 | 341341011 401 campbell 09/15- 10/15/2024 | Paid by EFT # 92198 | | 10/30/2024 | 11/04/2024 | 11/04/2024 | | 11/18/2024 | 16.80 | |
| Account 60100 - Utilities- Water Totals | | | | | | | | | | Invoice Transactions 8 | \$1,292.21 |
| Account 60110 - Printing Supplies | | | | | | | | | | | |
| 2400 - Veritiv Operating Company | 021-62740668 | CH 8 1/2X11 10M 20# WHITE | Paid by EFT # 92109 | | 10/18/2024 | 10/25/2024 | 10/25/2024 | | 11/04/2024 | 3,320.00 | |
| 2400 - Veritiv Operating Company | 021-62740883 | CH 8 1/2X11 10M 20# WHITE | Paid by EFT # 92109 | | 10/18/2024 | 10/25/2024 | 10/25/2024 | | 11/04/2024 | 3,320.00 | |
| 2400 - Veritiv Operating Company | 021-62740669 | duplicate order 62740668 | Paid by EFT # 92109 | | 10/21/2024 | 10/25/2024 | 10/25/2024 | | 11/04/2024 | (3,320.00) | |
| 2400 - Veritiv Operating Company | 021-62749468 | delivered to CIC | Paid by EFT # 92437 | | 10/31/2024 | 11/07/2024 | 11/07/2024 | | 11/18/2024 | 3,320.00 | |
| 11058 - JP Morgan Chase Bank N.A. | 1896-BB-10/24 | October Pcard Charges B Braski | Paid by EFT # 92291 | | 10/31/2024 | 11/04/2024 | 11/04/2024 | | 11/18/2024 | 35.90 | |
| Account 60110 - Printing Supplies Totals | | | | | | | | | | Invoice Transactions 5 | \$6,675.90 |
| Account 60160 - Cleaning Supplies | | | | | | | | | | | |
| 3578 - Warehouse Direct, Inc. | 5808471-0 | cleaning gloves | Paid by EFT # 92113 | | 10/11/2024 | 10/21/2024 | 10/21/2024 | | 11/04/2024 | 406.80 | |
| 14361 - Windy City Cleaning Equipment & Supply, Inc. | 6992 | 40" PREMIUM DUAL LANCE | Paid by Check # 385542 | | 10/04/2024 | 10/24/2024 | 10/24/2024 | | 11/04/2024 | 179.99 | |
| 3060 - Grainger Inc | 9298230666 | 2024-2282 | Paid by EFT # 92256 | | 10/29/2024 | 11/06/2024 | 11/06/2024 | | 11/18/2024 | 3,835.20 | |
| 11058 - JP Morgan Chase Bank N.A. | 1896-BB-10/24 | October Pcard Charges B Braski | Paid by EFT # 92291 | | 10/31/2024 | 11/04/2024 | 11/04/2024 | | 11/18/2024 | 1,328.40 | |
| Account 60160 - Cleaning Supplies Totals | | | | | | | | | | Invoice Transactions 4 | \$5,750.39 |
| Account 60210 - Uniform Supplies | | | | | | | | | | | |
| 9178 - Red Wing Shoe Store | 2024101011017 3 | M Flight, Dennis G 596- 168684, 596-169274 | Paid by EFT # 92047 | | 10/10/2024 | 10/24/2024 | 10/24/2024 | | 11/04/2024 | 300.00 | |
| Account 60210 - Uniform Supplies Totals | | | | | | | | | | Invoice Transactions 1 | \$300.00 |



Administration Accounts Payable by GL Distribution

Payment Date Range 11/01/24 - 11/30/24

| Vendor | Invoice No. | Invoice Description | Status | Held Reason | Invoice Date | Due Date | G/L Date | Received Date | Payment Date | Invoice Amount | |
|--|----------------|---|------------------------|-------------|--------------|------------|------------|---------------|--|------------------------|----------|
| Fund 001 - General Fund | | | | | | | | | | | |
| Department 080 - Building Management | | | | | | | | | | | |
| Sub-Department 080 - Building Mgmt- Government Center | | | | | | | | | | | |
| Account 63000 - Utilities- Natural Gas | | | | | | | | | | | |
| 2253 - Nicor Gas | 3243210006112 | 2986574 1330 09/11-10/10/2024 | Paid by Check # 385516 | | 10/10/2024 | 10/21/2024 | 10/21/2024 | | 11/04/2024 | 56.00 | |
| 2253 - Nicor Gas | 6666480853311 | 2836123 1240 HIGHLAND 09/11-10/10/2024 | Paid by Check # 385515 | | 10/10/2024 | 10/21/2024 | 10/21/2024 | | 11/04/2024 | 250.12 | |
| 2253 - Nicor Gas | 8875121000111 | 4402684 428 JAMES 08/21-09/20/2024 | Paid by Check # 385518 | | 09/20/2024 | 10/21/2024 | 10/21/2024 | | 11/04/2024 | 51.93 | |
| 2253 - Nicor Gas | 8875121000112 | 4402684 428 JAMES 09/20-10/22/2024 | Paid by Check # 385514 | | 10/22/2024 | 10/25/2024 | 10/25/2024 | | 11/04/2024 | 68.44 | |
| 2253 - Nicor Gas | 9491854406812 | 4153357 427 campbell 09/20-10/22/2024 | Paid by Check # 385517 | | 10/22/2024 | 10/25/2024 | 10/25/2024 | | 11/04/2024 | 69.11 | |
| 2253 - Nicor Gas | 4565121000212 | 4728142 401 campbell 09/20-10/22/2024 | Paid by Check # 385519 | | 10/22/2024 | 10/25/2024 | 10/25/2024 | | 11/04/2024 | 72.29 | |
| | | | | | | | | | Account 63000 - Utilities- Natural Gas Totals | Invoice Transactions 6 | \$567.89 |
| Account 63010 - Utilities- Electric | | | | | | | | | | | |
| 10981 - Constellation NewEnergy Inc. | 69394267001 | 7298774-29 STE 22 10223999 09/10-10/09/2024 | Paid by EFT # 91899 | | 10/10/2024 | 10/21/2024 | 10/21/2024 | | 11/04/2024 | 58.57 | |
| 10981 - Constellation NewEnergy Inc. | 69394452501 | 7298774-3 1330 highland 09/10-10/09/2024 | Paid by EFT # 91898 | | 10/10/2024 | 10/21/2024 | 10/21/2024 | | 11/04/2024 | 471.47 | |
| 10981 - Constellation NewEnergy Inc. | 69394676001 | 7298774-26 1240 2nw 8087480026 09/10-10/09/2024 | Paid by EFT # 91902 | | 10/10/2024 | 10/21/2024 | 10/21/2024 | | 11/04/2024 | 40.88 | |
| 10981 - Constellation NewEnergy Inc. | 69394631101 | 7298774-28 1240 ste 11 10223998 09/10-10/09/2024 | Paid by EFT # 91901 | | 10/10/2024 | 10/21/2024 | 10/21/2024 | | 11/04/2024 | 149.81 | |
| 10981 - Constellation NewEnergy Inc. | 69394625801 | 7298774-27 8087484015 1240 ste 6 09/10-10/09/2024 | Paid by EFT # 91900 | | 10/10/2024 | 10/21/2024 | 10/21/2024 | | 11/04/2024 | 187.71 | |
| 14252 - GSD, LLC dba GRNE Solarfield 05, LLC | CI-000375948 | Owned PPA System Revenue Hours Produced Service 1 - July 2024 | Paid by EFT # 91948 | | 07/31/2024 | 10/09/2024 | 10/09/2024 | | 11/04/2024 | 19,819.63 | |
| 14252 - GSD, LLC dba GRNE Solarfield 05, LLC | CI-000392033 | Solar Field production Sept 2024 | Paid by EFT # 91948 | | 09/30/2024 | 10/24/2024 | 10/24/2024 | | 11/04/2024 | 17,353.46 | |
| 9856 - Vistra Intermediate Company, LLC dba Dynegy Energy | 030640022370 | 230076350 JJC 0115943228 08/27-09/25/2024 | Paid by EFT # 92111 | | 10/01/2024 | 10/17/2024 | 10/17/2024 | | 11/04/2024 | 12,775.29 | |
| 1054 - ComEd | 32914401001224 | JC 3 meters 08/29-09/26/2024 3294023727 | Paid by Check # 385478 | | 10/05/2024 | 10/21/2024 | 10/21/2024 | | 11/04/2024 | 29,175.23 | |



Administration Accounts Payable by GL Distribution

Payment Date Range 11/01/24 - 11/30/24

| Vendor | Invoice No. | Invoice Description | Status | Held Reason | Invoice Date | Due Date | G/L Date | Received Date | Payment Date | Invoice Amount |
|---|-------------------|-----------------------------------|---------------|-------------|--------------|------------|----------------------|---------------|--------------|----------------|
| Fund 001 - General Fund | | | | | | | | | | |
| Department 080 - Building Management | | | | | | | | | | |
| Sub-Department 080 - Building Mgmt- Government Center | | | | | | | | | | |
| Account 63010 - Utilities- Electric | | | | | | | | | | |
| 1044 - City of Geneva | 1980039400011 | 32554113 GC 719 | Paid by EFT # | | 10/15/2024 | 10/21/2024 | 10/21/2024 | | 11/04/2024 | 9,602.08 |
| | 124 | BATAVIA 09/01-10/01/2024 | 91885 | | | | | | | |
| 1044 - City of Geneva | 1980042090001 | 329434919 OEM | Paid by EFT # | | 10/15/2024 | 10/21/2024 | 10/21/2024 | | 11/04/2024 | 28.29 |
| | 124 | FABYAN 09/01-10/01/2024 | 91883 | | | | | | | |
| 1044 - City of Geneva | 3050002400001 | 341341013 428 JAMES | Paid by EFT # | | 10/30/2024 | 11/04/2024 | 11/04/2024 | | 11/18/2024 | 88.09 |
| | 124 | 09/15-10/15/2024 | 92197 | | | | | | | |
| 1044 - City of Geneva | 3050002210001 | 337598526 427 | Paid by EFT # | | 10/30/2024 | 11/04/2024 | 11/04/2024 | | 11/18/2024 | 532.85 |
| | 124 | CAMPBELL 09/15-10/15/2024 | 92199 | | | | | | | |
| 1044 - City of Geneva | 3050004600001 | 328545802 OCH 09/13 | Paid by EFT # | | 10/30/2024 | 11/04/2024 | 11/04/2024 | | 11/18/2024 | 4,507.86 |
| | 124 | -10/15/2024 | 92196 | | | | | | | |
| 1044 - City of Geneva | 3050001600021 | 341341011 401 | Paid by EFT # | | 10/30/2024 | 11/04/2024 | 11/04/2024 | | 11/18/2024 | 67.97 |
| | 124 | campbell 09/15-10/15/2024 | 92198 | | | | | | | |
| 1054 - ComEd | 7673317000122 | 230046589 MPB 09/26 | Paid by Check | | 10/25/2024 | 11/06/2024 | 11/06/2024 | | 11/18/2024 | 3,725.19 |
| | 4 | -10/25/2024 | # 385585 | | | | | | | |
| 10981 - Constellation NewEnergy Inc. | 69394525001 | 7298774-52715 09/10- | Paid by EFT # | | 10/28/2024 | 11/06/2024 | 11/06/2024 | | 11/18/2024 | 2,421.88 |
| | | 10/09/2024 | 92205 | | | | | | | |
| Account 63010 - Utilities- Electric Totals | | | | | | | Invoice Transactions | 17 | | \$101,006.26 |
| Sub-Department 080 - Building Mgmt- Government Center Totals | | | | | | | Invoice Transactions | 197 | | \$313,697.84 |
| Sub-Department 088 - Bldg Mgmt- ROE Office & Supplies | | | | | | | | | | |
| Account 52210 - Building Lease | | | | | | | | | | |
| 9736 - Batavia Enterprises Real Estate, LLC | #ROENovember 2024 | Nov 2024 ROE Lease payment | Paid by EFT # | | 11/07/2024 | 11/07/2024 | 11/07/2024 | | 11/18/2024 | 14,233.10 |
| | | | 92162 | | | | | | | |
| Account 52210 - Building Lease Totals | | | | | | | Invoice Transactions | 1 | | \$14,233.10 |
| Sub-Department 088 - Bldg Mgmt- ROE Office & Supplies Totals | | | | | | | Invoice Transactions | 1 | | \$14,233.10 |
| Department 080 - Building Management Totals | | | | | | | Invoice Transactions | 198 | | \$327,930.94 |
| Fund 001 - General Fund Totals | | | | | | | Invoice Transactions | 222 | | \$344,519.42 |
| Fund 101 - Geographic Information Systems | | | | | | | | | | |
| Department 060 - Information Technologies | | | | | | | | | | |
| Sub-Department 070 - Geographic Information Systems | | | | | | | | | | |
| Account 53110 - Employee Training | | | | | | | | | | |
| 11058 - JP Morgan Chase Bank N.A. | 2682-TN-10/24 | October 2024 PCard Charges | Paid by EFT # | | 10/31/2024 | 11/06/2024 | 11/06/2024 | | 11/18/2024 | 175.00 |
| | | | 92291 | | | | | | | |
| Account 53110 - Employee Training Totals | | | | | | | Invoice Transactions | 1 | | \$175.00 |
| Account 60000 - Office Supplies | | | | | | | | | | |
| 3578 - Warehouse Direct, Inc. | 5814632-0 | INVOICE 5814632-0 - CALENDARS GIS | Paid by EFT # | | 10/23/2024 | 10/25/2024 | 10/25/2024 | | 11/04/2024 | 32.43 |
| | | | 92113 | | | | | | | |



Administration Accounts Payable by GL Distribution

Payment Date Range 11/01/24 - 11/30/24

| Vendor | Invoice No. | Invoice Description | Status | Held Reason | Invoice Date | Due Date | G/L Date | Received Date | Payment Date | Invoice Amount |
|--|---------------|---|---------------------|-------------|--------------|------------|---|---------------|------------------------|-------------------|
| Fund 101 - Geographic Information Systems | | | | | | | | | | |
| Department 060 - Information Technologies | | | | | | | | | | |
| Sub-Department 070 - Geographic Information Systems | | | | | | | | | | |
| Account 60000 - Office Supplies | | | | | | | | | | |
| 11058 - JP Morgan Chase Bank N.A. | 2682-TN-10/24 | October 2024 PCard Charges | Paid by EFT # 92291 | | 10/31/2024 | 11/06/2024 | 11/06/2024 | | 11/18/2024 | 56.40 |
| | | | | | | | Account 60000 - Office Supplies Totals | | Invoice Transactions 2 | <u>\$88.83</u> |
| Account 60020 - Computer Related Supplies | | | | | | | | | | |
| 11058 - JP Morgan Chase Bank N.A. | 2682-TN-10/24 | October 2024 PCard Charges | Paid by EFT # 92291 | | 10/31/2024 | 11/06/2024 | 11/06/2024 | | 11/18/2024 | 219.26 |
| | | | | | | | Account 60020 - Computer Related Supplies Totals | | Invoice Transactions 1 | <u>\$219.26</u> |
| | | | | | | | Sub-Department 070 - Geographic Information Systems Totals | | Invoice Transactions 4 | <u>\$483.09</u> |
| | | | | | | | Department 060 - Information Technologies Totals | | Invoice Transactions 4 | <u>\$483.09</u> |
| | | | | | | | Fund 101 - Geographic Information Systems Totals | | Invoice Transactions 4 | <u>\$483.09</u> |
| Fund 390 - Web Technical Services | | | | | | | | | | |
| Department 060 - Information Technologies | | | | | | | | | | |
| Sub-Department 337 - Web Technical Services | | | | | | | | | | |
| Account 50150 - Contractual/Consulting Services | | | | | | | | | | |
| 2324 - Cassie Design | 203800 | Website Design Services | Paid by EFT # 92183 | | 11/03/2024 | 11/05/2024 | 11/05/2024 | | 11/18/2024 | 1,425.00 |
| 11058 - JP Morgan Chase Bank N.A. | 5849-CL-10/24 | Lasky P-Card 10/01/2024-10/31/2024 | Paid by EFT # 92291 | | 10/31/2024 | 11/05/2024 | 11/05/2024 | | 11/18/2024 | 2,915.50 |
| 11058 - JP Morgan Chase Bank N.A. | 1348-JZ-10/24 | Zakosek P-Card 10/01/2024-10/31/2024 | Paid by EFT # 92291 | | 10/31/2024 | 11/05/2024 | 11/05/2024 | | 11/18/2024 | 810.56 |
| | | | | | | | Account 50150 - Contractual/Consulting Services Totals | | Invoice Transactions 3 | <u>\$5,151.06</u> |
| Account 50340 - Software Licensing Cost | | | | | | | | | | |
| 3186 - Insight Public Sector Inc | 1101214367 | INV#1101214367 Computer Software: Granicus Annual Renewal | Paid by EFT # 91972 | | 10/14/2024 | 10/21/2024 | 10/21/2024 | | 11/04/2024 | 31,130.95 |
| 14241 - Silktide, Inc. | INV-0397 | INV#INV-0397 Computer Software: Silktide Annual Renewal | Paid by EFT # 92066 | | 10/17/2024 | 10/21/2024 | 10/21/2024 | | 11/04/2024 | 4,789.50 |
| 9658 - Tyler Technologies, Inc. (New World) | 045-488770 | INV045-488770 Computer Software: Socrata Annual Renewal | Paid by EFT # 92428 | | 11/15/2024 | 11/15/2024 | 11/06/2024 | | 11/18/2024 | 32,459.68 |



Administration Accounts Payable by GL Distribution

Payment Date Range 11/01/24 - 11/30/24

| Vendor | Invoice No. | Invoice Description | Status | Held Reason | Invoice Date | Due Date | G/L Date | Received Date | Payment Date | Invoice Amount |
|---|---------------|---|------------------------|-------------|--------------|------------|---|---------------|------------------------|----------------|
| Fund 390 - Web Technical Services | | | | | | | | | | |
| Department 060 - Information Technologies | | | | | | | | | | |
| Sub-Department 337 - Web Technical Services | | | | | | | | | | |
| Account 50340 - Software Licensing Cost | | | | | | | | | | |
| 11058 - JP Morgan Chase Bank N.A. | 1348-JZ-10/24 | Zakosek P-Card 10/01/2024- 10/31/2024 | Paid by EFT # 92291 | | 10/31/2024 | 11/05/2024 | 11/05/2024 | | 11/18/2024 | 144.00 |
| | | | | | | | Account 50340 - Software Licensing Cost Totals | | Invoice Transactions 4 | \$68,524.13 |
| | | | | | | | Sub-Department 337 - Web Technical Services Totals | | Invoice Transactions 7 | \$73,675.19 |
| | | | | | | | Department 060 - Information Technologies Totals | | Invoice Transactions 7 | \$73,675.19 |
| | | | | | | | Fund 390 - Web Technical Services Totals | | Invoice Transactions 7 | \$73,675.19 |
| Fund 520 - Mill Creek Special Service Area | | | | | | | | | | |
| Department 690 - Development | | | | | | | | | | |
| Sub-Department 730 - Mill Creek Special Service Area | | | | | | | | | | |
| Account 50150 - Contractual/Consulting Services | | | | | | | | | | |
| 1053 - Hampton Lenzini & Renwick, Inc. | 000020242701 | Administrative engineering services through October 31, 2024 | Paid by EFT # 92263 | | 11/06/2024 | 11/06/2024 | 11/06/2024 | | 11/18/2024 | 214.38 |
| 1053 - Hampton Lenzini & Renwick, Inc. | 000020242702 | North Mill Creek Sidewalk Program through October 31, 2024 | Paid by EFT # 92263 | | 11/06/2024 | 11/06/2024 | 11/06/2024 | | 11/18/2024 | 1,469.31 |
| | | | | | | | Account 50150 - Contractual/Consulting Services Totals | | Invoice Transactions 2 | \$1,683.69 |
| Account 52120 - Repairs and Maint- Grounds | | | | | | | | | | |
| 8523 - Cornerstone Partners Horticultural Services Co. | CP34650 | Supplemental Watering Florals: North Beds | Paid by EFT # 91905 | | 10/14/2024 | 10/21/2024 | 10/21/2024 | | 11/04/2024 | 762.00 |
| 8523 - Cornerstone Partners Horticultural Services Co. | CP34649 | Supplemental Watering Florals: South Beds | Paid by EFT # 91905 | | 10/14/2024 | 10/21/2024 | 10/21/2024 | | 11/04/2024 | 301.56 |
| 12553 - Langton Snow Solutions dba Langton Group | 61455 | Tree and brush trimming N. Mill Creek Rd and Fabayan Pkwy | Paid by EFT # 91993 | | 10/17/2024 | 10/24/2024 | 10/24/2024 | | 11/04/2024 | 2,558.00 |
| 12553 - Langton Snow Solutions dba Langton Group | 61495 | 120 Parkway Tree Installs | Paid by EFT # 92308 | | 10/28/2024 | 10/29/2024 | 10/29/2024 | | 11/18/2024 | 54,000.00 |
| | | | | | | | Account 52120 - Repairs and Maint- Grounds Totals | | Invoice Transactions 4 | \$57,621.56 |
| Account 52180 - Building Space Rental | | | | | | | | | | |
| 9183 - Tri City Land Management Co., LLC | 4490-411 1124 | Mill Creek SSA November Office Rent | Paid by EFT # 92091 | | 11/01/2024 | 11/01/2024 | 10/23/2024 | | 11/04/2024 | 1,086.02 |
| | | | | | | | Account 52180 - Building Space Rental Totals | | Invoice Transactions 1 | \$1,086.02 |



Administration Accounts Payable by GL Distribution

Payment Date Range 11/01/24 - 11/30/24

| Vendor | Invoice No. | Invoice Description | Status | Held Reason | Invoice Date | Due Date | G/L Date | Received Date | Payment Date | Invoice Amount | |
|---|--------------------|--|---------------------------|-------------|--------------|------------|------------|---------------|---|------------------------|--------------------|
| Fund 520 - Mill Creek Special Service Area | | | | | | | | | | | |
| Department 690 - Development | | | | | | | | | | | |
| Sub-Department 730 - Mill Creek Special Service Area | | | | | | | | | | | |
| Account 52230 - Repairs and Maint- Vehicles | | | | | | | | | | | |
| 11058 - JP Morgan Chase Bank N.A. | 4508-WM-10/24 | Meyer Visa Card 10/01/2024- 10/31/2024 | Paid by EFT # 92291 | | 10/31/2024 | 11/06/2024 | 11/06/2024 | | 11/18/2024 | 38.98 | |
| | | | | | | | | | Account 52230 - Repairs and Maint- Vehicles Totals | Invoice Transactions 1 | <u>\$38.98</u> |
| Account 55000 - Miscellaneous Contractual Exp | | | | | | | | | | | |
| 14127 - M/M Peters Construction, Inc. | 102524 | Concrete work sidewalks in millbrook | Paid by EFT # 91998 | | 10/25/2024 | 10/25/2024 | 10/25/2024 | | 11/04/2024 | 11,967.00 | |
| 11639 - Securadyne Systems Intermediate LLC dba Adesta LLC | INV3- 960003734 | Adesta Invoice for October 2024 | Paid by EFT # 92402 | | 10/30/2024 | 11/04/2024 | 11/04/2024 | | 11/18/2024 | 4,271.84 | |
| | | | | | | | | | Account 55000 - Miscellaneous Contractual Exp Totals | Invoice Transactions 2 | <u>\$16,238.84</u> |
| Account 60000 - Office Supplies | | | | | | | | | | | |
| 3509 - DS Services of America, Inc. dba Primo Water NA | 23913632 102624 | Mill Creek Water Delivery | Paid by EFT # 92224 | | 10/26/2024 | 10/29/2024 | 10/29/2024 | | 11/18/2024 | 16.20 | |
| 11058 - JP Morgan Chase Bank N.A. | 4508-WM-10/24 | Meyer Visa Card 10/01/2024- 10/31/2024 | Paid by EFT # 92291 | | 10/31/2024 | 11/06/2024 | 11/06/2024 | | 11/18/2024 | 216.63 | |
| | | | | | | | | | Account 60000 - Office Supplies Totals | Invoice Transactions 2 | <u>\$232.83</u> |
| Account 60010 - Operating Supplies | | | | | | | | | | | |
| 11058 - JP Morgan Chase Bank N.A. | 5011-RS-10/24 | Shive P-Card 10/01/2024- 10/31/2024 | Paid by EFT # 92291 | | 10/31/2024 | 11/05/2024 | 11/05/2024 | | 11/18/2024 | 136.11 | |
| | | | | | | | | | Account 60010 - Operating Supplies Totals | Invoice Transactions 1 | <u>\$136.11</u> |
| Account 63020 - Utilities- Intersect Lighting | | | | | | | | | | | |
| 1054 - ComEd | 7821036000 424 | Mill Creek Utility Bill April 2024 | Paid by Check # 385464 | | 04/08/2024 | 10/10/2024 | 10/10/2024 | | 11/04/2024 | 33.57 | |
| 1054 - ComEd | 7821036000 524 | Mill Creek Utility Bill May 2024 | Paid by Check # 385464 | | 05/07/2024 | 10/10/2024 | 10/10/2024 | | 11/04/2024 | 34.96 | |
| 1054 - ComEd | 7821036000 624 | Mill Creek Utility Bill June 2024 | Paid by Check # 385464 | | 06/06/2024 | 10/10/2024 | 10/10/2024 | | 11/04/2024 | 33.40 | |
| 1054 - ComEd | 7821036000 724 | Mill Creek Utility Bill July 2024 | Paid by Check # 385464 | | 07/08/2024 | 10/10/2024 | 10/10/2024 | | 11/04/2024 | 33.09 | |
| 1054 - ComEd | 7821036000 924 | Mill Creek Utility Bill September 2024 | Paid by Check # 385464 | | 09/05/2024 | 10/10/2024 | 10/10/2024 | | 11/04/2024 | 33.17 | |
| 1054 - ComEd | 6896536000 324 | Mill Creek Utility Bill March 2024 | Paid by Check # 385464 | | 03/18/2024 | 10/10/2024 | 10/10/2024 | | 11/04/2024 | 34.28 | |
| 1054 - ComEd | 6896536000 424 | Mill Creek Utility Bill March 2024 | Paid by Check # 385464 | | 04/16/2024 | 10/10/2024 | 10/10/2024 | | 11/04/2024 | 31.04 | |
| 1054 - ComEd | 6896536000 524 | Mill Creek Utility Bill May 2024 | Paid by Check # 385464 | | 05/15/2024 | 10/10/2024 | 10/10/2024 | | 11/04/2024 | 31.32 | |



Administration Accounts Payable by GL Distribution

Payment Date Range 11/01/24 - 11/30/24

| Vendor | Invoice No. | Invoice Description | Status | Held Reason | Invoice Date | Due Date | G/L Date | Received Date | Payment Date | Invoice Amount |
|---|-------------|-------------------------|---------------|-------------|--------------|------------|------------|---------------|--------------|----------------|
| Fund 520 - Mill Creek Special Service Area | | | | | | | | | | |
| Department 690 - Development | | | | | | | | | | |
| Sub-Department 730 - Mill Creek Special Service Area | | | | | | | | | | |
| Account 63020 - Utilities- Intersect Lighting | | | | | | | | | | |
| 1054 - ComEd | 6896536000 | Mill Creek Utility Bill | Paid by Check | | 06/14/2024 | 10/10/2024 | 10/10/2024 | | 11/04/2024 | 29.08 |
| | 624 | June2024 | # 385464 | | | | | | | |
| 1054 - ComEd | 6896536000 | Mill Creek Utility Bill | Paid by Check | | 07/16/2024 | 10/10/2024 | 10/10/2024 | | 11/04/2024 | 28.65 |
| | 724 | July 2024 | # 385464 | | | | | | | |
| 1054 - ComEd | 6896536000 | Mill Creek Utility Bill | Paid by Check | | 08/14/2024 | 10/10/2024 | 10/10/2024 | | 11/04/2024 | 29.37 |
| | 824 | August 2024 | # 385464 | | | | | | | |
| 1054 - ComEd | 6896536000 | Mill Creek Utility Bill | Paid by Check | | 09/16/2024 | 10/10/2024 | 10/10/2024 | | 11/04/2024 | 30.17 |
| | 924 | September 2024 | # 385464 | | | | | | | |
| 1054 - ComEd | 6667000013 | Mill Creek Utility Bill | Paid by Check | | 02/08/2024 | 10/10/2024 | 10/10/2024 | | 11/04/2024 | 66.60 |
| | 224 | February 2024 | # 385464 | | | | | | | |
| 1054 - ComEd | 5701196000 | Mill Creek Utility Bill | Paid by Check | | 04/12/2024 | 10/10/2024 | 10/10/2024 | | 11/04/2024 | 56.43 |
| | 424 | April 2024 | # 385464 | | | | | | | |
| 1054 - ComEd | 5701196000 | Mill Creek Utility Bill | Paid by Check | | 03/14/2024 | 10/10/2024 | 10/10/2024 | | 11/04/2024 | 66.04 |
| | 324 | March 2024 | # 385464 | | | | | | | |
| 1054 - ComEd | 5701196000 | Mill Creek Utility Bill | Paid by Check | | 06/12/2024 | 10/10/2024 | 10/10/2024 | | 11/04/2024 | 51.31 |
| | 624 | June 2024 | # 385464 | | | | | | | |
| 1054 - ComEd | 5701196000 | Mill Creek Utility Bill | Paid by Check | | 07/12/2024 | 10/10/2024 | 10/10/2024 | | 11/04/2024 | 49.69 |
| | 724 | July 2024 | # 385464 | | | | | | | |
| 1054 - ComEd | 5701196000 | Mill Creek Utility Bill | Paid by Check | | 05/13/2024 | 10/10/2024 | 10/10/2024 | | 11/04/2024 | 58.44 |
| | 524 | May 2024 | # 385464 | | | | | | | |
| 1054 - ComEd | 5701196000 | Mill Creek Utility Bill | Paid by Check | | 08/12/2024 | 10/10/2024 | 10/10/2024 | | 11/04/2024 | 51.49 |
| | 824 | August 2024 | # 385464 | | | | | | | |
| 1054 - ComEd | 5701196000 | Mill Creek Utility Bill | Paid by Check | | 09/11/2024 | 10/10/2024 | 10/10/2024 | | 11/04/2024 | 51.93 |
| | 924 | September 2024 | # 385464 | | | | | | | |
| 1054 - ComEd | 5031903000 | Mill Creek Utility Bill | Paid by Check | | 04/10/2024 | 10/10/2024 | 10/10/2024 | | 11/04/2024 | 21.47 |
| | 424 | April 2024 | # 385464 | | | | | | | |
| 1054 - ComEd | 5031903000 | Mill Creek Utility Bill | Paid by Check | | 05/09/2024 | 10/10/2024 | 10/10/2024 | | 11/04/2024 | 22.22 |
| | 524 | May 2024 | # 385464 | | | | | | | |
| 1054 - ComEd | 5031903000 | Mill Creek Utility Bill | Paid by Check | | 06/10/2024 | 10/10/2024 | 10/10/2024 | | 11/04/2024 | 22.19 |
| | 624 | June 2024 | # 385464 | | | | | | | |
| 1054 - ComEd | 5031903000 | Mill Creek Utility Bill | Paid by Check | | 07/10/2024 | 10/10/2024 | 10/10/2024 | | 11/04/2024 | 22.19 |
| | 724 | July 2024 | # 385464 | | | | | | | |
| 1054 - ComEd | 5031903000 | Mill Creek Utility Bill | Paid by Check | | 08/09/2024 | 10/10/2024 | 10/10/2024 | | 11/04/2024 | 22.19 |
| | 824 | August 2024 | # 385464 | | | | | | | |
| 1054 - ComEd | 5031903000 | Mill Creek Utility Bill | Paid by Check | | 09/10/2024 | 10/10/2024 | 10/10/2024 | | 11/04/2024 | 22.20 |
| | 924 | September 2024 | # 385464 | | | | | | | |
| 1054 - ComEd | 1553036026 | Mill Creek Utility Bill | Paid by Check | | 01/04/2024 | 10/10/2024 | 10/10/2024 | | 11/04/2024 | 160.73 |
| | 124 | January 2024 | # 385464 | | | | | | | |
| 1054 - ComEd | 1553036026 | Mill Creek Utility Bill | Paid by Check | | 02/06/2024 | 10/10/2024 | 10/10/2024 | | 11/04/2024 | 123.49 |
| | 224 | February 2024 | # 385464 | | | | | | | |
| 1054 - ComEd | 4797182222 | Mill Creek Utility Bill | Paid by Check | | 03/12/2024 | 10/10/2024 | 10/10/2024 | | 11/04/2024 | 119.53 |
| | 324 | March 2024 | # 385464 | | | | | | | |



Administration Accounts Payable by GL Distribution

Payment Date Range 11/01/24 - 11/30/24

| Vendor | Invoice No. | Invoice Description | Status | Held Reason | Invoice Date | Due Date | G/L Date | Received Date | Payment Date | Invoice Amount |
|---|-------------|-------------------------|---------------|-------------|--------------|------------|------------|---------------|--------------|----------------|
| Fund 520 - Mill Creek Special Service Area | | | | | | | | | | |
| Department 690 - Development | | | | | | | | | | |
| Sub-Department 730 - Mill Creek Special Service Area | | | | | | | | | | |
| Account 63020 - Utilities- Intersect Lighting | | | | | | | | | | |
| 1054 - ComEd | 4797182222 | Mill Creek Utility Bill | Paid by Check | | 04/10/2024 | 10/10/2024 | 10/10/2024 | | 11/04/2024 | 113.04 |
| | 424 | April 2024 | # 385464 | | | | | | | |
| 1054 - ComEd | 4797182222 | Mill Creek Utility Bill | Paid by Check | | 05/09/2024 | 10/10/2024 | 10/10/2024 | | 11/04/2024 | 92.36 |
| | 524 | May 2024 | # 385464 | | | | | | | |
| 1054 - ComEd | 4797182222 | Mill Creek Utility Bill | Paid by Check | | 06/10/2024 | 10/10/2024 | 10/10/2024 | | 11/04/2024 | 85.06 |
| | 624 | June 2024 | # 385464 | | | | | | | |
| 1054 - ComEd | 4797182222 | Mill Creek Utility Bill | Paid by Check | | 08/08/2024 | 10/10/2024 | 10/10/2024 | | 11/04/2024 | 82.29 |
| | 824 | August 2024 | # 385464 | | | | | | | |
| 1054 - ComEd | 4797182222 | Mill Creek Utility Bill | Paid by Check | | 07/10/2024 | 10/10/2024 | 10/10/2024 | | 11/04/2024 | 81.59 |
| | 724 | July 2024 | # 385464 | | | | | | | |
| 1054 - ComEd | 4797182222 | Mill Creek Utility Bill | Paid by Check | | 09/10/2024 | 10/10/2024 | 10/10/2024 | | 11/04/2024 | 69.78 |
| | 924 | September 2024 | # 385464 | | | | | | | |
| 1054 - ComEd | 0018171063 | Mill Creek Utility Bill | Paid by Check | | 01/04/2024 | 10/10/2024 | 10/10/2024 | | 11/04/2024 | 91.73 |
| | 124 | January 2024 | # 385464 | | | | | | | |
| 1054 - ComEd | 0018171063 | Mill Creek Utility Bill | Paid by Check | | 02/06/2024 | 10/10/2024 | 10/10/2024 | | 11/04/2024 | 86.96 |
| | 224 | February 2024 | # 385464 | | | | | | | |
| 1054 - ComEd | 0722521222 | Mill Creek Utility Bill | Paid by Check | | 04/10/2024 | 10/10/2024 | 10/10/2024 | | 11/04/2024 | 85.31 |
| | 424 | April 2024 | # 385464 | | | | | | | |
| 1054 - ComEd | 0722521222 | Mill Creek Utility Bill | Paid by Check | | 03/12/2024 | 10/10/2024 | 10/10/2024 | | 11/04/2024 | 88.07 |
| | 324 | March 2024 | # 385464 | | | | | | | |
| 1054 - ComEd | 0722521222 | Mill Creek Utility Bill | Paid by Check | | 08/08/2024 | 10/10/2024 | 10/10/2024 | | 11/04/2024 | 135.65 |
| | 824 | August 2024 | # 385464 | | | | | | | |
| 1054 - ComEd | 0722521222 | Mill Creek Utility Bill | Paid by Check | | 05/09/2024 | 10/10/2024 | 10/10/2024 | | 11/04/2024 | 92.97 |
| | 524 | May 2024 | # 385464 | | | | | | | |
| 1054 - ComEd | 0722521222 | Mill Creek Utility Bill | Paid by Check | | 06/10/2024 | 10/10/2024 | 10/10/2024 | | 11/04/2024 | 104.15 |
| | 624 | June 2024 | # 385464 | | | | | | | |
| 1054 - ComEd | 0722521222 | Mill Creek Utility Bill | Paid by Check | | 09/10/2024 | 10/10/2024 | 10/10/2024 | | 11/04/2024 | 116.67 |
| | 924 | September 2024 | # 385464 | | | | | | | |
| 1054 - ComEd | 0722521222 | Mill Creek Utility Bill | Paid by Check | | 07/10/2024 | 10/10/2024 | 10/10/2024 | | 11/04/2024 | 129.50 |
| | 724 | July 2024 | # 385464 | | | | | | | |
| 1054 - ComEd | 0145975000 | Mill Creek Utility Bill | Paid by Check | | 04/10/2024 | 10/10/2024 | 10/10/2024 | | 11/04/2024 | 34.37 |
| | 424 | April 2024 | # 385464 | | | | | | | |
| 1054 - ComEd | 0145975000 | Mill Creek Utility Bill | Paid by Check | | 05/09/2024 | 10/10/2024 | 10/10/2024 | | 11/04/2024 | 34.28 |
| | 524 | May 2024 | # 385464 | | | | | | | |
| 1054 - ComEd | 0145975000 | Mill Creek Utility Bill | Paid by Check | | 06/10/2024 | 10/11/2024 | 10/11/2024 | | 11/04/2024 | 32.19 |
| | 624 | June 2024 | # 385464 | | | | | | | |
| 1054 - ComEd | 0145975000 | Mill Creek Utility Bill | Paid by Check | | 07/10/2024 | 10/11/2024 | 10/11/2024 | | 11/04/2024 | 31.97 |
| | 724 | July 2024 | # 385464 | | | | | | | |
| 1054 - ComEd | 0145975000 | Mill Creek Utility Bill | Paid by Check | | 03/13/2024 | 10/11/2024 | 10/11/2024 | | 11/04/2024 | 44.06 |
| | 324 | March 2024 | # 385464 | | | | | | | |
| 1054 - ComEd | 5631065056 | Mill Creek Utility Bill | Paid by Check | | 02/06/2024 | 10/11/2024 | 10/11/2024 | | 11/04/2024 | 42.09 |
| | 224 | February 2024 | # 385464 | | | | | | | |



Administration Accounts Payable by GL Distribution

Payment Date Range 11/01/24 - 11/30/24

| Vendor | Invoice No. | Invoice Description | Status | Held Reason | Invoice Date | Due Date | G/L Date | Received Date | Payment Date | Invoice Amount |
|---|-------------|-------------------------|---------------|-------------|--------------|------------|--|----------------------|--------------|----------------|
| Fund 520 - Mill Creek Special Service Area | | | | | | | | | | |
| Department 690 - Development | | | | | | | | | | |
| Sub-Department 730 - Mill Creek Special Service Area | | | | | | | | | | |
| Account 63020 - Utilities- Intersect Lighting | | | | | | | | | | |
| 1054 - ComEd | 0145975000 | Mill Creek Utility Bill | Paid by Check | | 08/08/2024 | 10/11/2024 | 10/11/2024 | | 11/04/2024 | 31.82 |
| | 824 | August 2024 | # 385464 | | | | | | | |
| 1054 - ComEd | 0145975000 | Mill Creek Utility Bill | Paid by Check | | 09/10/2024 | 10/11/2024 | 10/11/2024 | | 11/04/2024 | 32.70 |
| | 924 | September 2024 | # 385464 | | | | | | | |
| 1054 - ComEd | 9107954000 | Mill Creek Utility Bill | Paid by Check | | 10/04/2024 | 10/21/2024 | 10/21/2024 | | 11/04/2024 | 384.02 |
| | 1024 | October 2024 | # 385463 | | | | | | | |
| 1054 - ComEd | 0312236000 | Mill Creek Utility Bill | Paid by Check | | 10/11/2024 | 10/21/2024 | 10/21/2024 | | 11/04/2024 | 43.32 |
| | 924 | September 2024 | # 385464 | | | | | | | |
| 1054 - ComEd | 6262053000 | Mill Creek Utility Bill | Paid by Check | | 10/14/2024 | 10/21/2024 | 10/21/2024 | | 11/04/2024 | 28.32 |
| | 1024 | October 2024 | # 385464 | | | | | | | |
| 2253 - Nicor Gas | 39058116755 | Mill Creek Utility Bill | Paid by Check | | 10/18/2024 | 10/22/2024 | 10/22/2024 | | 11/04/2024 | 54.50 |
| | 1024 | October 2024 | # 385512 | | | | | | | |
| | | | | | | | Account 63020 - Utilities- Intersect Lighting Totals | Invoice Transactions | 56 | \$3,619.01 |
| | | | | | | | Sub-Department 730 - Mill Creek Special Service Area Totals | Invoice Transactions | 69 | \$80,657.04 |
| | | | | | | | Department 690 - Development Totals | Invoice Transactions | 69 | \$80,657.04 |
| | | | | | | | Fund 520 - Mill Creek Special Service Area Totals | Invoice Transactions | 69 | \$80,657.04 |
| | | | | | | | Grand Totals | Invoice Transactions | 302 | \$499,334.74 |

Committee Revenue Budget Report - by Account Detail
Through November 30, 2024 (100.00% YTD) DRAFT
***2019, 2020, 2021, 2022, 2023 Actual Full Fiscal Year**

| Department / Fund / Account Classification | 2019 Actual Amount* | 2020 Actual Amount* | 2021 Actual Amount* | 2022 Actual Amount* | 2023 Actual Amount* | 2023 Adopted Budget | 2023 YTD% Actual/Budget | 2024 Actual Amount | 2024 Adopted Budget | 2024 YTD% Actual/Budget | 2019 - 2024 Trend |
|--|---------------------|---------------------|---------------------|---------------------|---------------------|---------------------|-------------------------|--------------------|---------------------|-------------------------|-------------------|
| 060 Information Technologies | \$ 2,500,431 | \$ 2,845,395 | \$ 3,349,568 | \$ 2,640,902 | \$ 2,623,525 | \$ 3,474,573 | 73.5% | \$ 2,948,839 | \$ 3,169,597 | 93.0% | |
| 001 General Fund | \$ 982,017 | \$ 1,018,313 | \$ 1,114,650 | \$ 1,151,772 | \$ 1,208,784 | \$ 1,251,913 | 96.6% | \$ 1,297,853 | \$ 1,049,975 | 123.6% | |
| Revenue | \$ 982,017 | \$ 1,018,313 | \$ 1,114,650 | \$ 1,151,772 | \$ 1,208,784 | \$ 1,251,913 | 96.6% | \$ 1,297,853 | \$ 1,049,975 | 123.6% | |
| Other | \$ 175,675 | \$ 124,770 | \$ 143,335 | \$ 98,380 | \$ 157,673 | \$ 264,361 | 59.6% | \$ 141,275 | \$ 134,093 | 105.4% | |
| 38900 - Miscellaneous Other | \$ 175,675 | \$ 124,770 | \$ 143,335 | \$ 98,380 | \$ 157,673 | \$ 264,361 | 59.6% | \$ 141,275 | \$ 134,093 | 105.4% | |
| Transfers In | \$ 730,434 | \$ 767,608 | \$ 767,608 | \$ 790,924 | \$ 778,306 | \$ 912,304 | 85.3% | \$ 799,880 | \$ 840,634 | 95.2% | |
| 39000 - Transfer From Other Funds | \$ 730,434 | \$ 767,608 | \$ 767,608 | \$ - | \$ - | \$ - | 0.0% | \$ - | \$ - | 0.0% | |
| 39001 - Transfer from General Fund 001 | \$ - | \$ - | \$ - | \$ - | \$ 17,478 | \$ 17,478 | 100.0% | \$ - | \$ - | 0.0% | |
| 39010 - Transfer from Insurance Liability Fund 010 | \$ - | \$ - | \$ - | \$ 3,575 | \$ 4,078 | \$ 4,078 | 100.0% | \$ 3,981 | \$ 3,981 | 100.0% | |
| 39101 - Transfer from Geographic Information Systems Fund 101 | \$ - | \$ - | \$ - | \$ 31,282 | \$ 33,616 | \$ 33,616 | 100.0% | \$ 34,585 | \$ 34,585 | 100.0% | |
| 39120 - Transfer from Grand Victoria Casino Elgin Fund 120 | \$ - | \$ - | \$ - | \$ 2,689 | \$ 1,622 | \$ 2,622 | 61.9% | \$ 1,117 | \$ 2,228 | 50.1% | |
| 39127 - Transfer from Judicial Technology Sales Tax Fund 127 | \$ - | \$ - | \$ - | \$ 25,000 | \$ 35,196 | \$ 35,196 | 100.0% | \$ 13,370 | \$ 13,370 | 100.0% | |
| 39150 - Transfer from Sales Tax Automation Fund 150 | \$ - | \$ - | \$ - | \$ - | \$ 4,370 | \$ 4,370 | 100.0% | \$ 2,971 | \$ 2,971 | 100.0% | |
| 39160 - Transfer from Vital Record Automation Fund 160 | \$ - | \$ - | \$ - | \$ 1,955 | \$ 1,515 | \$ 1,515 | 100.0% | \$ 594 | \$ 594 | 100.0% | |
| 39197 - Transfer from Foreclosure Mediation Fund 197 | \$ - | \$ - | \$ - | \$ - | \$ 2,913 | \$ 2,913 | 100.0% | \$ - | \$ - | 0.0% | |
| 39200 - Transfer from Court Automation Fund 200 | \$ - | \$ - | \$ - | \$ 25,137 | \$ - | \$ 23,304 | 0.0% | \$ 23,770 | \$ 23,770 | 100.0% | |
| 39201 - Transfer from Court Document Storage Fund 201 | \$ - | \$ - | \$ - | \$ 36,309 | \$ - | \$ 37,869 | 0.0% | \$ 11,885 | \$ 11,885 | 100.0% | |
| 39202 - Transfer from Child Support Fund 202 | \$ - | \$ - | \$ - | \$ 11,172 | \$ - | \$ 11,652 | 0.0% | \$ 5,942 | \$ 5,942 | 100.0% | |
| 39203 - Transfer from Circuit Clerk Admin Services Fund 203 | \$ - | \$ - | \$ - | \$ 13,965 | \$ - | \$ 14,565 | 0.0% | \$ 8,914 | \$ 8,914 | 100.0% | |
| 39204 - Transfer from Circuit Clerk Electronic Citation Fund 204 | \$ - | \$ - | \$ - | \$ 8,379 | \$ - | \$ 8,739 | 0.0% | \$ 5,942 | \$ 5,942 | 100.0% | |
| 39250 - Transfer from Law Library Fund 250 | \$ - | \$ - | \$ - | \$ 5,585 | \$ 5,826 | \$ 5,826 | 100.0% | \$ 2,971 | \$ 2,971 | 100.0% | |
| 39269 - Transfer from KaneComm Fund 269 | \$ - | \$ - | \$ - | \$ 108,445 | \$ 110,973 | \$ 110,973 | 100.0% | \$ 105,650 | \$ 105,650 | 100.0% | |
| 39290 - Transfer from Animal Control Fund 290 | \$ - | \$ - | \$ - | \$ 30,719 | \$ - | \$ 37,869 | 0.0% | \$ - | \$ 38,626 | 0.0% | |
| 39300 - Transfer from County Highway Fund 300 | \$ - | \$ - | \$ - | \$ 172,588 | \$ 184,111 | \$ 184,111 | 100.0% | \$ 183,293 | \$ 183,293 | 100.0% | |
| 39302 - Transfer from Motor Fuel Tax Fund 302 | \$ - | \$ - | \$ - | \$ 92,169 | \$ 104,868 | \$ 104,868 | 100.0% | \$ 109,934 | \$ 109,934 | 100.0% | |
| 39350 - Transfer from County Health Fund 350 | \$ - | \$ - | \$ - | \$ 175,936 | \$ 180,606 | \$ 180,606 | 100.0% | \$ 191,345 | \$ 191,345 | 100.0% | |
| 39351 - Transfer from Kane Kares Fund 351 | \$ - | \$ - | \$ - | \$ 13,963 | \$ 17,478 | \$ 17,478 | 100.0% | \$ 18,124 | \$ 18,124 | 100.0% | |
| 39355 - Transfer from American Rescue Plan Fund 355 | \$ - | \$ - | \$ - | \$ - | \$ 5,826 | \$ 5,826 | 100.0% | \$ 5,942 | \$ 5,942 | 100.0% | |
| 39380 - Transfer from Veterans' Commission Fund 380 | \$ - | \$ - | \$ - | \$ - | \$ 12,368 | \$ 12,368 | 100.0% | \$ 11,885 | \$ 11,885 | 100.0% | |
| 39400 - Transfer from Economic Development Fund 400 | \$ - | \$ - | \$ - | \$ - | \$ 4,370 | \$ 4,370 | 100.0% | \$ 2,228 | \$ 2,228 | 100.0% | |
| 39401 - Transfer from Community Development Block Grant Fund 401 | \$ - | \$ - | \$ - | \$ 6,721 | \$ 4,456 | \$ 2,330 | 191.2% | \$ 4,031 | \$ 7,279 | 55.4% | |
| 39402 - Transfer from HOME Program Fund 402 | \$ - | \$ - | \$ - | \$ 2,390 | \$ 2,501 | \$ 2,622 | 95.4% | \$ 1,443 | \$ 2,823 | 51.1% | |
| 39404 - Transfer from Homeless Management Info Systems Fund 404 | \$ - | \$ - | \$ - | \$ 2,688 | \$ 2,951 | \$ 2,622 | 112.5% | \$ 3,432 | \$ 4,902 | 70.0% | |
| 39406 - Transfer from OCR & Recovery Act Programs Fund 406 | \$ - | \$ - | \$ - | \$ - | \$ - | \$ 146 | 0.0% | \$ - | \$ - | 0.0% | |
| 39409 - Transfer from Continuum of Care Planning Grant Fund 409 | \$ - | \$ - | \$ - | \$ 1,344 | \$ 1,524 | \$ 1,311 | 116.3% | \$ 1,661 | \$ 1,634 | 101.7% | |
| 39410 - Transfer from Elgin CDBG Fund 410 | \$ - | \$ - | \$ - | \$ 3,137 | \$ 1,466 | \$ 3,059 | 47.9% | \$ 1,253 | \$ 4,011 | 31.2% | |
| 39412 - Transfer from Emergency Rental Assistance #2 Fund 412 | \$ - | \$ - | \$ - | \$ - | \$ 3,303 | \$ - | 106.7% | \$ 9,070 | \$ 2,971 | 305.3% | |
| 39413 - Transfer from CDBG-CV Fund 413 | \$ - | \$ - | \$ - | \$ - | \$ 821 | \$ - | 0.0% | \$ 2,097 | \$ 1,188 | 176.5% | |
| 39414 - Transfer from Home - ARP Fund 414 | \$ - | \$ - | \$ - | \$ - | \$ 2,091 | \$ - | 0.0% | \$ 5,856 | \$ 5,051 | 115.9% | |
| 39415 - Transfer from Homeless Prevention Program Fund 415 | \$ - | \$ - | \$ - | \$ 8,962 | \$ 2,716 | \$ 8,739 | 48.1% | \$ - | \$ - | 0.0% | |
| 39420 - Transfer from Stormwater Management Fund 420 | \$ - | \$ - | \$ - | \$ 279 | \$ 262 | \$ 262 | 100.0% | \$ 267 | \$ 267 | 100.0% | |
| 39430 - Transfer from Farmland Preservation Fund 430 | \$ - | \$ - | \$ - | \$ 1,396 | \$ 3,641 | \$ 3,641 | 100.0% | \$ 2,228 | \$ 2,228 | 100.0% | |
| 39520 - Transfer from Mill Creek Special Service Area Fund 520 | \$ - | \$ - | \$ - | \$ 3,351 | \$ 23,496 | \$ 23,496 | 100.0% | \$ 23,090 | \$ 23,090 | 100.0% | |
| 39650 - Transfer from Enterprise Surcharge Fund 650 | \$ - | \$ - | \$ - | \$ 1,788 | \$ 1,864 | \$ 1,864 | 100.0% | \$ 1,010 | \$ 1,010 | 100.0% | |
| Charges for Services | \$ 75,908 | \$ 125,935 | \$ 203,707 | \$ 262,467 | \$ 272,805 | \$ 75,248 | 362.5% | \$ 356,698 | \$ 75,248 | 474.0% | |
| 34020 - Computer Services Fees | \$ 75,908 | \$ 125,935 | \$ 203,707 | \$ 262,467 | \$ 272,805 | \$ 75,248 | 362.5% | \$ 356,628 | \$ 75,248 | 473.9% | |
| 34870 - GIS Mapping Fees | \$ - | \$ - | \$ - | \$ - | \$ - | \$ - | 0.0% | \$ 70 | \$ - | 0.0% | |
| 101 Geographic Information Systems | \$ 1,218,988 | \$ 1,522,325 | \$ 1,849,269 | \$ 1,190,471 | \$ 1,040,002 | \$ 1,921,160 | 54.1% | \$ 1,345,152 | \$ 1,802,004 | 74.6% | |
| Revenue | \$ 1,218,988 | \$ 1,522,325 | \$ 1,849,269 | \$ 1,190,471 | \$ 1,040,002 | \$ 1,921,160 | 54.1% | \$ 1,345,152 | \$ 1,802,004 | 74.6% | |
| Interest Revenue | \$ 49,007 | \$ 21,648 | \$ (345) | \$ (17,399) | \$ 62,417 | \$ 15,000 | 416.1% | \$ 17,094 | \$ 49,421 | 34.6% | |
| 38000 - Investment Income | \$ 49,007 | \$ 21,648 | \$ (345) | \$ (17,399) | \$ 62,417 | \$ 15,000 | 416.1% | \$ 17,094 | \$ 49,421 | 34.6% | |
| Other | \$ - | \$ - | \$ - | \$ - | \$ - | \$ 442,660 | 0.0% | \$ - | \$ 568,283 | 0.0% | |
| 39900 - Fund Balance Utilization | \$ - | \$ - | \$ - | \$ - | \$ - | \$ 442,660 | 0.0% | \$ - | \$ 568,283 | 0.0% | |
| Reimbursements | \$ 6,996 | \$ - | \$ 467 | \$ - | \$ - | \$ - | 0.0% | \$ - | \$ - | 0.0% | |
| 37900 - Miscellaneous Reimbursement | \$ 6,996 | \$ - | \$ 467 | \$ - | \$ - | \$ - | 0.0% | \$ - | \$ - | 0.0% | |

Committee Revenue Budget Report - by Account Detail
Through November 30, 2024 (100.00% YTD) DRAFT
***2019, 2020, 2021, 2022, 2023 Actual Full Fiscal Year**

| Department / Fund / Account Classification | 2019 Actual Amount* | 2020 Actual Amount* | 2021 Actual Amount* | 2022 Actual Amount* | 2023 Actual Amount* | 2023 Adopted Budget | 2023 YTD% Actual/Budget | 2024 Actual Amount | 2024 Adopted Budget | 2024 YTD% Actual/Budget | 2019 - 2024 Trend |
|--|---------------------|---------------------|---------------------|---------------------|---------------------|---------------------|-------------------------|--------------------|---------------------|-------------------------|-------------------|
| Transfers In | \$ - | \$ - | \$ - | \$ - | \$ - | \$ - | 0.0% | \$ - | \$ - | 0.0% | |
| 39000 - Transfer From Other Funds | \$ - | \$ - | \$ - | \$ - | \$ - | \$ - | 0.0% | \$ - | \$ - | 0.0% | |
| Charges for Services | \$ 1,162,985 | \$ 1,500,677 | \$ 1,849,147 | \$ 1,207,870 | \$ 977,585 | \$ 1,463,500 | 66.8% | \$ 1,328,058 | \$ 1,184,300 | 112.1% | |
| 34010 - GIS Counter Sale Fees | \$ 310 | \$ - | \$ - | \$ 970 | \$ 360 | \$ 500 | 72.0% | \$ 60 | \$ 500 | 12.0% | |
| 34180 - GIS Fees | \$ 1,162,675 | \$ 1,500,677 | \$ 1,849,147 | \$ 1,206,900 | \$ 977,225 | \$ 1,463,000 | 66.8% | \$ 1,327,998 | \$ 1,183,800 | 112.2% | |
| 385 IL Counties Information Mgmt | \$ 1,927 | \$ 1 | \$ (0) | \$ 4,341 | \$ 109 | \$ 4,000 | 2.7% | \$ 19 | \$ 1,058 | 1.8% | |
| Revenue | \$ 1,927 | \$ 1 | \$ (0) | \$ 4,341 | \$ 109 | \$ 4,000 | 2.7% | \$ 19 | \$ 1,058 | 1.8% | |
| Interest Revenue | \$ 47 | \$ 1 | \$ (0) | \$ (59) | \$ 109 | \$ - | 0.0% | \$ 19 | \$ 58 | 31.9% | |
| 38000 - Investment Income | \$ 47 | \$ 1 | \$ (0) | \$ (59) | \$ 109 | \$ - | 0.0% | \$ 19 | \$ 58 | 31.9% | |
| Charges for Services | \$ 1,880 | \$ - | \$ - | \$ 4,400 | \$ - | \$ 4,000 | 0.0% | \$ - | \$ 1,000 | 0.0% | |
| 35400 - ICIM Association Fees | \$ 1,880 | \$ - | \$ - | \$ 4,400 | \$ - | \$ 4,000 | 0.0% | \$ - | \$ 1,000 | 0.0% | |
| 390 Web Technical Services | \$ 297,500 | \$ 304,755 | \$ 385,649 | \$ 294,318 | \$ 374,631 | \$ 297,500 | 95.4% | \$ 305,815 | \$ 316,560 | 96.6% | |
| Revenue | \$ 297,500 | \$ 304,755 | \$ 385,649 | \$ 294,318 | \$ 374,631 | \$ 297,500 | 95.4% | \$ 305,815 | \$ 316,560 | 96.6% | |
| Interest Revenue | \$ - | \$ 7,255 | \$ 1,066 | \$ (3,182) | \$ 17,131 | \$ - | 0.0% | \$ 8,315 | \$ 19,060 | 43.6% | |
| 38000 - Investment Income | \$ - | \$ 7,255 | \$ 1,066 | \$ (3,182) | \$ 17,131 | \$ - | 0.0% | \$ 8,315 | \$ 19,060 | 43.6% | |
| Other | \$ - | \$ - | \$ - | \$ - | \$ - | \$ - | 0.0% | \$ - | \$ - | 0.0% | |
| 39900 - Fund Balance Utilization | \$ - | \$ - | \$ - | \$ - | \$ - | \$ - | 0.0% | \$ - | \$ - | 0.0% | |
| Transfers In | \$ 297,500 | \$ 297,500 | \$ 384,583 | \$ 297,500 | \$ 357,500 | \$ 297,500 | 100.0% | \$ 297,500 | \$ 297,500 | 100.0% | |
| 39000 - Transfer From Other Funds | \$ 297,500 | \$ 297,500 | \$ 384,583 | \$ - | \$ - | \$ - | 0.0% | \$ - | \$ - | 0.0% | |
| 39120 - Transfer from Grand Victoria Casino Elgin Fund 120 | \$ - | \$ - | \$ - | \$ 297,500 | \$ 297,500 | \$ 297,500 | 100.0% | \$ 297,500 | \$ 297,500 | 100.0% | |
| 39355 - Transfer from American Rescue Plan Fund 355 | \$ - | \$ - | \$ - | \$ - | \$ 60,000 | \$ - | 100.0% | \$ - | \$ - | 0.0% | |
| Grand Total | \$ 2,500,431 | \$ 2,845,395 | \$ 3,349,568 | \$ 2,640,902 | \$ 2,623,525 | \$ 3,474,573 | 73.5% | \$ 2,948,839 | \$ 3,169,597 | 93.0% | |

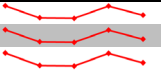












Committee Expense Budget Report - by Account Detail
Through November 30, 2024 (100.00% YTD, 96.15% Payroll Expense through Pay Period Ending 11/09/2024) DRAFT
***2019, 2020, 2021, 2022, 2023 Actual Full Fiscal Year**

| Department / Fund / Account Classification | 2019 Actual Amount* | 2020 Actual Amount* | 2021 Actual Amount* | 2022 Actual Amount* | 2023 Actual Amount* | 2023 Adopted Budget | 2023 YTD% Actual/Budget | 2024 Actual Amount | 2024 Adopted Budget | 2024 YTD% Actual/Budget | 2019 - 2024 Trend |
|--|---------------------|---------------------|---------------------|---------------------|---------------------|---------------------|-------------------------|--------------------|---------------------|-------------------------|-------------------|
| 060 Information Technologies | \$ 5,308,181 | \$ 5,181,131 | \$ 5,866,294 | \$ 5,847,864 | \$ 5,920,978 | \$ 7,123,804 | 79.6% | \$ 5,551,397 | \$ 6,730,362 | 78.2% | |
| 001 General Fund | \$ 3,444,364 | \$ 3,449,128 | \$ 3,564,272 | \$ 3,944,438 | \$ 4,095,163 | \$ 4,898,634 | 80.1% | \$ 3,812,722 | \$ 4,610,740 | 76.6% | |
| Expenses | \$ 3,444,364 | \$ 3,449,128 | \$ 3,564,272 | \$ 3,944,438 | \$ 4,095,163 | \$ 4,898,634 | 80.1% | \$ 3,812,722 | \$ 4,610,740 | 76.6% | |
| Personnel Services- Salaries & Wages | \$ 2,547,271 | \$ 2,639,437 | \$ 2,698,146 | \$ 2,899,576 | \$ 3,012,582 | \$ 3,194,477 | 92.6% | \$ 3,315,168 | \$ 3,574,701 | 84.1% | |
| 40000 - Salaries and Wages | \$ 2,509,646 | \$ 2,777,868 | \$ 2,799,147 | \$ 2,945,311 | \$ 2,978,990 | \$ 3,270,904 | 93.2% | \$ 3,283,033 | \$ 3,541,941 | 92.6% | |
| 40002 - Non-Union Wage Increase | \$ - | \$ - | \$ - | \$ - | \$ - | \$ 98,423 | 0.0% | \$ - | \$ - | 0.0% | |
| 40003 - Cost of Living Increase | \$ - | \$ - | \$ - | \$ - | \$ - | \$ - | 0.0% | \$ - | \$ - | 0.0% | |
| 40005 - New Position Budget Moved to Contingency | \$ - | \$ - | \$ - | \$ - | \$ - | \$ (225,000) | 0.0% | \$ - | \$ - | 0.0% | |
| 40007 - Equity Study Adjustments | \$ - | \$ - | \$ - | \$ - | \$ - | \$ - | 0.0% | \$ - | \$ - | 0.0% | |
| 40009 - Salaries and Wages Subsidy | \$ - | \$ (181,935) | \$ (131,547) | \$ (83,001) | \$ - | \$ - | 0.0% | \$ - | \$ - | 0.0% | |
| 40200 - Overtime Salaries | \$ 37,625 | \$ 43,504 | \$ 30,546 | \$ 37,266 | \$ 33,592 | \$ 50,150 | 67.0% | \$ 32,136 | \$ 32,760 | 98.1% | |
| Personnel Services- Employee Benefits | \$ 430,904 | \$ 429,542 | \$ 470,051 | \$ 510,979 | \$ 586,448 | \$ 668,118 | 79.2% | \$ - | \$ - | 0.0% | |
| 45000 - Healthcare Contribution | \$ 418,315 | \$ 447,385 | \$ 477,542 | \$ 509,801 | \$ 572,413 | \$ 652,081 | 79.2% | \$ - | \$ - | 0.0% | |
| 45009 - Healthcare Subsidy | \$ - | \$ (29,959) | \$ (20,483) | \$ (12,587) | \$ - | \$ - | 0.0% | \$ - | \$ - | 0.0% | |
| 45010 - Dental Contribution | \$ 12,589 | \$ 13,105 | \$ 13,593 | \$ 14,089 | \$ 14,034 | \$ 16,037 | 80.5% | \$ - | \$ - | 0.0% | |
| 45019 - Dental Subsidy | \$ - | \$ (990) | \$ (601) | \$ (324) | \$ - | \$ - | 0.0% | \$ - | \$ - | 0.0% | |
| Contractual Services | \$ 382,440 | \$ 293,895 | \$ 314,455 | \$ 441,969 | \$ 397,485 | \$ 915,089 | 39.7% | \$ 394,941 | \$ 913,289 | 43.2% | |
| 50150 - Contractual/Consulting Services | \$ 150,911 | \$ 142,705 | \$ 169,639 | \$ 191,552 | \$ 193,306 | \$ 441,284 | 36.7% | \$ 204,445 | \$ 441,284 | 46.3% | |
| 50235 - Public Health Services - Coronavirus | \$ - | \$ - | \$ - | \$ 40,590 | \$ - | \$ - | 0.0% | \$ - | \$ - | 0.0% | |
| 50340 - Software Licensing Cost | \$ 2,782 | \$ 1,883 | \$ 230 | \$ - | \$ 76 | \$ - | 0.0% | \$ - | \$ - | 0.0% | |
| 52130 - Repairs and Maint- Computers | \$ 69,307 | \$ 34,043 | \$ 60,475 | \$ 58,170 | \$ 62,980 | \$ 245,601 | 25.6% | \$ 62,142 | \$ 245,601 | 25.3% | |
| 52140 - Repairs and Maint- Copiers | \$ 5,252 | \$ - | \$ - | \$ - | \$ - | \$ 7,500 | 0.0% | \$ - | \$ 7,500 | 0.0% | |
| 52150 - Repairs and Maint- Comm Equip | \$ 73,883 | \$ 51,205 | \$ 36,765 | \$ 119,591 | \$ 65,836 | \$ 110,004 | 59.8% | \$ 101,329 | \$ 110,004 | 92.1% | |
| 52230 - Repairs and Maint- Vehicles | \$ 3,285 | \$ 2,731 | \$ 2,430 | \$ 1,553 | \$ 2,340 | \$ 4,000 | 58.5% | \$ 3,647 | \$ 4,000 | 91.2% | |
| 52240 - Repairs and Maint- Office Equip | \$ - | \$ - | \$ 683 | \$ - | \$ - | \$ - | 0.0% | \$ - | \$ - | 0.0% | |
| 53040 - General Advertising | \$ 29 | \$ - | \$ 67 | \$ - | \$ 74 | \$ 1,500 | 4.9% | \$ - | \$ 1,500 | 0.0% | |
| 53100 - Conferences and Meetings | \$ 36,487 | \$ 7,645 | \$ 29,270 | \$ 19,155 | \$ 36,194 | \$ 57,200 | 63.3% | \$ 19,545 | \$ 59,400 | 32.9% | |
| 53110 - Employee Training | \$ 37,459 | \$ 52,629 | \$ 14,034 | \$ 9,589 | \$ 35,586 | \$ 41,000 | 86.8% | \$ 3,262 | \$ 41,000 | 8.0% | |
| 53120 - Employee Mileage Expense | \$ 1,135 | \$ 934 | \$ 862 | \$ 1,485 | \$ 1,093 | \$ 3,000 | 36.4% | \$ 570 | \$ 3,000 | 19.0% | |
| 53130 - General Association Dues | \$ 1,910 | \$ 120 | \$ - | \$ 285 | \$ - | \$ 4,000 | 0.0% | \$ - | \$ - | 0.0% | |
| 55005 - Miscellaneous Contractual Chargeback | \$ - | \$ - | \$ - | \$ - | \$ - | \$ - | 0.0% | \$ - | \$ - | 0.0% | |
| Commodities | \$ 83,748 | \$ 86,255 | \$ 81,619 | \$ 91,913 | \$ 98,649 | \$ 120,950 | 81.6% | \$ 102,613 | \$ 122,750 | 83.6% | |
| 60000 - Office Supplies | \$ 10,704 | \$ 12,984 | \$ 19,232 | \$ 25,282 | \$ 17,035 | \$ 20,000 | 85.2% | \$ 25,381 | \$ 27,300 | 93.0% | |
| 60020 - Computer Related Supplies | \$ 41,461 | \$ 29,655 | \$ 38,851 | \$ 36,771 | \$ 46,481 | \$ 55,450 | 83.8% | \$ 43,675 | \$ 55,450 | 78.8% | |
| 60050 - Books and Subscriptions | \$ 2,003 | \$ 1,510 | \$ 1,387 | \$ 330 | \$ 259 | \$ 2,000 | 13.0% | \$ - | \$ - | 0.0% | |
| 60060 - Computer Software- Non Capital | \$ - | \$ 1,212 | \$ - | \$ - | \$ - | \$ - | 0.0% | \$ - | \$ - | 0.0% | |
| 60110 - Printing Supplies | \$ 24,996 | \$ 36,360 | \$ 17,498 | \$ 22,497 | \$ 26,071 | \$ 36,000 | 72.4% | \$ 31,080 | \$ 36,000 | 86.3% | |
| 60265 - Public Health Commodities - Coronavirus | \$ - | \$ - | \$ 94 | \$ 2,535 | \$ 4,960 | \$ - | 0.0% | \$ - | \$ - | 0.0% | |
| 60570 - Office Furniture - Non-Capital | \$ 3,024 | \$ 3,450 | \$ 2,600 | \$ 1,806 | \$ 1,569 | \$ 2,500 | 62.7% | \$ - | \$ - | 0.0% | |
| 63040 - Fuel- Vehicles | \$ 1,560 | \$ 1,084 | \$ 1,805 | \$ 2,692 | \$ 2,274 | \$ 5,000 | 45.5% | \$ 2,476 | \$ 4,000 | 61.9% | |
| 64000 - Telephone | \$ - | \$ - | \$ 152 | \$ - | \$ - | \$ - | 0.0% | \$ - | \$ - | 0.0% | |
| Capital | \$ - | \$ - | \$ - | \$ - | \$ - | \$ - | 0.0% | \$ - | \$ - | 0.0% | |
| 70060 - Communications Equipment | \$ - | \$ - | \$ - | \$ - | \$ - | \$ - | 0.0% | \$ - | \$ - | 0.0% | |
| 70070 - Automotive Equipment | \$ - | \$ - | \$ - | \$ - | \$ - | \$ - | 0.0% | \$ - | \$ - | 0.0% | |
| 101 Geographic Information Systems | \$ 1,695,942 | \$ 1,550,965 | \$ 1,605,818 | \$ 1,528,759 | \$ 1,561,570 | \$ 1,921,160 | 81.3% | \$ 1,426,679 | \$ 1,802,004 | 79.2% | |
| Expenses | \$ 1,695,942 | \$ 1,550,965 | \$ 1,605,818 | \$ 1,528,759 | \$ 1,561,570 | \$ 1,921,160 | 81.3% | \$ 1,426,679 | \$ 1,802,004 | 79.2% | |
| Personnel Services- Salaries & Wages | \$ 726,404 | \$ 722,995 | \$ 749,673 | \$ 749,172 | \$ 698,418 | \$ 800,756 | 87.2% | \$ 703,973 | \$ 757,089 | 93.0% | |
| 40000 - Salaries and Wages | \$ 722,669 | \$ 735,728 | \$ 749,325 | \$ 748,569 | \$ 698,161 | \$ 774,930 | 90.1% | \$ 703,513 | \$ 732,609 | 96.0% | |
| 40002 - Non-Union Wage Increase | \$ - | \$ - | \$ - | \$ - | \$ - | \$ 23,318 | 0.0% | \$ - | \$ 1 | 0.0% | |
| 40003 - Cost of Living Increase | \$ - | \$ - | \$ - | \$ - | \$ - | \$ - | 0.0% | \$ - | \$ 21,979 | 0.0% | |
| 40009 - Salaries and Wages Subsidy | \$ - | \$ (13,368) | \$ (26) | \$ - | \$ - | \$ - | 0.0% | \$ - | \$ - | 0.0% | |
| 40100 - Part-Time Salaries | \$ - | \$ - | \$ - | \$ - | \$ - | \$ - | 0.0% | \$ - | \$ - | 0.0% | |

Committee Expense Budget Report - by Account Detail
Through November 30, 2024 (100.00% YTD, 96.15% Payroll Expense through Pay Period Ending 11/09/2024) DRAFT
***2019, 2020, 2021, 2022, 2023 Actual Full Fiscal Year**

| Department / Fund / Account Classification | 2019 Actual Amount* | 2020 Actual Amount* | 2021 Actual Amount* | 2022 Actual Amount* | 2023 Actual Amount* | 2023 Adopted Budget | 2023 YTD% Actual/Budget | 2024 Actual Amount | 2024 Adopted Budget | 2024 YTD% Actual/Budget | 2019 - 2024 Trend |
|---|---------------------|---------------------|---------------------|---------------------|---------------------|---------------------|-------------------------|--------------------|---------------------|-------------------------|-------------------|
| 40200 - Overtime Salaries | \$ 3,734 | \$ 635 | \$ 374 | \$ 604 | \$ 257 | \$ 2,508 | 10.2% | \$ 461 | \$ 2,500 | 18.4% | |
| Personnel Services- Employee Benefits | \$ 253,019 | \$ 258,727 | \$ 280,814 | \$ 269,080 | \$ 239,113 | \$ 280,524 | 85.2% | \$ 216,681 | \$ 235,304 | 92.1% | |
| 45000 - Healthcare Contribution | \$ 126,152 | \$ 128,499 | \$ 133,962 | \$ 138,204 | \$ 130,547 | \$ 155,662 | 83.9% | \$ 114,171 | \$ 123,526 | 92.4% | |
| 45009 - Healthcare Subsidy | \$ - | \$ (1,589) | \$ (2) | \$ - | \$ - | \$ - | 0.0% | \$ - | \$ - | 0.0% | |
| 45010 - Dental Contribution | \$ 4,432 | \$ 4,250 | \$ 4,646 | \$ 4,393 | \$ 3,899 | \$ 4,643 | 84.0% | \$ 3,521 | \$ 3,813 | 92.3% | |
| 45019 - Dental Subsidy | \$ - | \$ (110) | \$ (0) | \$ - | \$ - | \$ - | 0.0% | \$ - | \$ - | 0.0% | |
| 45100 - FICA/SS Contribution | \$ 53,333 | \$ 54,177 | \$ 55,833 | \$ 55,776 | \$ 51,790 | \$ 61,258 | 84.5% | \$ 52,037 | \$ 57,726 | 90.1% | |
| 45109 - FICA/SS Subsidy | \$ - | \$ (921) | \$ (2) | \$ - | \$ - | \$ - | 0.0% | \$ - | \$ - | 0.0% | |
| 45200 - IMRF Contribution | \$ 51,064 | \$ 56,739 | \$ 64,033 | \$ 49,063 | \$ 35,155 | \$ 41,239 | 85.2% | \$ 31,273 | \$ 34,561 | 90.5% | |
| 45209 - IMRF Subsidy | \$ - | \$ (1,075) | \$ (2) | \$ - | \$ - | \$ - | 0.0% | \$ - | \$ - | 0.0% | |
| 53010 - Workers Compensation | \$ 18,038 | \$ 18,756 | \$ 22,346 | \$ 21,645 | \$ 17,722 | \$ 17,722 | 100.0% | \$ 15,678 | \$ 15,678 | 100.0% | |
| Contractual Services | \$ 642,076 | \$ 447,360 | \$ 509,005 | \$ 437,724 | \$ 565,743 | \$ 667,792 | 84.7% | \$ 464,018 | \$ 662,795 | 70.0% | |
| 50150 - Contractual/Consulting Services | \$ 382,178 | \$ 186,471 | \$ 234,851 | \$ 144,969 | \$ 255,829 | \$ 312,097 | 82.0% | \$ 152,290 | \$ 311,797 | 48.8% | |
| 52130 - Repairs and Maint- Computers | \$ 230,650 | \$ 238,475 | \$ 250,007 | \$ 264,816 | \$ 279,018 | \$ 301,766 | 92.5% | \$ 285,544 | \$ 297,546 | 96.0% | |
| 53000 - Liability Insurance | \$ 13,492 | \$ 15,373 | \$ 14,248 | \$ 17,935 | \$ 23,309 | \$ 23,309 | 100.0% | \$ 22,785 | \$ 22,785 | 100.0% | |
| 53020 - Unemployment Claims | \$ 794 | \$ 443 | \$ 450 | \$ 542 | \$ 320 | \$ 320 | 100.0% | \$ 367 | \$ 367 | 100.0% | |
| 53100 - Conferences and Meetings | \$ 10,807 | \$ 2,310 | \$ 1,332 | \$ 897 | \$ 480 | \$ 7,000 | 6.9% | \$ 297 | \$ 7,000 | 4.2% | |
| 53110 - Employee Training | \$ 2,346 | \$ 1,793 | \$ 6,003 | \$ 5,905 | \$ 4,116 | \$ 20,000 | 20.6% | \$ 1,125 | \$ 20,000 | 5.6% | |
| 53120 - Employee Mileage Expense | \$ - | \$ - | \$ - | \$ - | \$ - | \$ 300 | 0.0% | \$ - | \$ 300 | 0.0% | |
| 53130 - General Association Dues | \$ 1,810 | \$ 2,495 | \$ 2,115 | \$ 2,660 | \$ 2,670 | \$ 3,000 | 89.0% | \$ 1,610 | \$ 3,000 | 53.7% | |
| Commodities | \$ 15,150 | \$ 13,851 | \$ 15,394 | \$ 19,955 | \$ 11,781 | \$ 39,200 | 30.1% | \$ 7,422 | \$ 28,231 | 26.3% | |
| 60000 - Office Supplies | \$ 2,172 | \$ 2,424 | \$ 2,559 | \$ 1,368 | \$ 1,009 | \$ 7,000 | 14.4% | \$ 324 | \$ 2,600 | 12.5% | |
| 60010 - Operating Supplies | \$ - | \$ - | \$ - | \$ - | \$ - | \$ - | 0.0% | \$ - | \$ - | 0.0% | |
| 60020 - Computer Related Supplies | \$ 2,277 | \$ 3,048 | \$ 3,806 | \$ 6,454 | \$ 2,823 | \$ 11,000 | 25.7% | \$ 1,982 | \$ 6,031 | 32.9% | |
| 60050 - Books and Subscriptions | \$ 1,199 | \$ - | \$ 1,178 | \$ 1,042 | \$ 2,334 | \$ 4,000 | 58.4% | \$ 1,415 | \$ 4,000 | 35.4% | |
| 60060 - Computer Software- Non Capital | \$ 2,537 | \$ 3,419 | \$ 2,712 | \$ 2,771 | \$ - | \$ 5,000 | 0.0% | \$ - | \$ 3,500 | 0.0% | |
| 60070 - Computer Hardware- Non Capital | \$ 2,114 | \$ 298 | \$ 298 | \$ 3,005 | \$ 85 | \$ 6,000 | 1.4% | \$ 540 | \$ 4,100 | 13.2% | |
| 60265 - Public Health Commodities - Coronavirus | \$ - | \$ - | \$ - | \$ - | \$ - | \$ - | 0.0% | \$ - | \$ - | 0.0% | |
| 64000 - Telephone | \$ 3,183 | \$ 3,168 | \$ 3,395 | \$ 4,593 | \$ 3,627 | \$ 4,700 | 77.2% | \$ 2,000 | \$ 6,000 | 33.3% | |
| 64010 - Cellular Phone | \$ 1,669 | \$ 1,495 | \$ 1,446 | \$ 722 | \$ 1,903 | \$ 1,500 | 126.9% | \$ 1,161 | \$ 2,000 | 58.1% | |
| Transfers Out | \$ 42,304 | \$ 42,304 | \$ 42,304 | \$ 31,282 | \$ 33,616 | \$ 33,616 | 100.0% | \$ 34,585 | \$ 34,585 | 100.0% | |
| 99000 - Transfer To Other Funds | \$ 42,304 | \$ 42,304 | \$ 42,304 | \$ - | \$ - | \$ - | 0.0% | \$ - | \$ - | 0.0% | |
| 99001 - Transfer to General Fund 001 | \$ - | \$ - | \$ - | \$ 31,282 | \$ 33,616 | \$ 33,616 | 100.0% | \$ 34,585 | \$ 34,585 | 100.0% | |
| Capital | \$ 16,988 | \$ 65,729 | \$ 8,627 | \$ 21,545 | \$ 12,899 | \$ 99,272 | 13.0% | \$ - | \$ 84,000 | 0.0% | |
| 70000 - Computers | \$ 1,767 | \$ 65,729 | \$ 2,137 | \$ 15,304 | \$ - | \$ 70,272 | 0.0% | \$ - | \$ 64,000 | 0.0% | |
| 70020 - Computer Software- Capital | \$ - | \$ - | \$ 6,490 | \$ 5,192 | \$ - | \$ 17,000 | 0.0% | \$ - | \$ 12,000 | 0.0% | |
| 70050 - Printers | \$ - | \$ - | \$ - | \$ 1,049 | \$ 12,899 | \$ 12,000 | 107.5% | \$ - | \$ 8,000 | 0.0% | |
| 70080 - Office Furniture | \$ 15,222 | \$ - | \$ - | \$ - | \$ - | \$ - | 0.0% | \$ - | \$ - | 0.0% | |
| 354 Mass Vaccination Fund | \$ - | \$ - | \$ 210,271 | \$ 5,951 | \$ - | \$ 2,510 | 0.0% | \$ - | \$ - | 0.0% | |
| Expenses | \$ - | \$ - | \$ 210,271 | \$ 5,951 | \$ - | \$ 2,510 | 0.0% | \$ - | \$ - | 0.0% | |
| Contractual Services | \$ - | \$ - | \$ 55,422 | \$ 2,256 | \$ - | \$ 1,770 | 0.0% | \$ - | \$ - | 0.0% | |
| 50150 - Contractual/Consulting Services | \$ - | \$ - | \$ 34,286 | \$ - | \$ - | \$ - | 0.0% | \$ - | \$ - | 0.0% | |
| 50340 - Software Licensing Cost | \$ - | \$ - | \$ 21,136 | \$ 2,256 | \$ - | \$ 1,770 | 0.0% | \$ - | \$ - | 0.0% | |
| Commodities | \$ - | \$ - | \$ 131,983 | \$ 3,695 | \$ - | \$ 740 | 0.0% | \$ - | \$ - | 0.0% | |
| 60010 - Operating Supplies | \$ - | \$ - | \$ 122,350 | \$ - | \$ - | \$ 200 | 0.0% | \$ - | \$ - | 0.0% | |
| 60110 - Printing Supplies | \$ - | \$ - | \$ 7,267 | \$ 2,560 | \$ - | \$ 300 | 0.0% | \$ - | \$ - | 0.0% | |
| 64010 - Cellular Phone | \$ - | \$ - | \$ 1,156 | \$ - | \$ - | \$ 80 | 0.0% | \$ - | \$ - | 0.0% | |
| 64020 - Internet | \$ - | \$ - | \$ 1,210 | \$ 1,135 | \$ - | \$ 160 | 0.0% | \$ - | \$ - | 0.0% | |
| Capital | \$ - | \$ - | \$ 22,866 | \$ - | \$ - | \$ - | 0.0% | \$ - | \$ - | 0.0% | |
| 70000 - Computers | \$ - | \$ - | \$ 22,866 | \$ - | \$ - | \$ - | 0.0% | \$ - | \$ - | 0.0% | |
| 385 IL Counties Information Mgmt | \$ 2,890 | \$ 127 | \$ - | \$ 2,801 | \$ 723 | \$ 4,000 | 18.1% | \$ 324 | \$ 1,058 | 30.6% | |

Committee Expense Budget Report - by Account Detail
Through November 30, 2024 (100.00% YTD, 96.15% Payroll Expense through Pay Period Ending 11/09/2024) DRAFT
***2019, 2020, 2021, 2022, 2023 Actual Full Fiscal Year**

| Department / Fund / Account Classification | 2019 Actual Amount* | 2020 Actual Amount* | 2021 Actual Amount* | 2022 Actual Amount* | 2023 Actual Amount* | 2023 Adopted Budget | 2023 YTD% Actual/Budget | 2024 Actual Amount | 2024 Adopted Budget | 2024 YTD% Actual/Budget | 2019 - 2024 Trend |
|--|---------------------|---------------------|---------------------|---------------------|---------------------|---------------------|-------------------------|--------------------|---------------------|-------------------------|---|
| Expenses | \$ 2,890 | \$ 127 | \$ - | \$ 2,801 | \$ 723 | \$ 4,000 | 18.1% | \$ 324 | \$ 1,058 | 30.6% |  |
| Contractual Services | \$ 2,890 | \$ 127 | \$ - | \$ 2,801 | \$ 723 | \$ 4,000 | 18.1% | \$ 324 | \$ 1,058 | 30.6% |  |
| 53100 - Conferences and Meetings | \$ 2,890 | \$ 127 | \$ - | \$ 2,801 | \$ 723 | \$ 4,000 | 18.1% | \$ 324 | \$ 1,058 | 30.6% |  |
| 390 Web Technical Services | \$ 164,986 | \$ 180,911 | \$ 485,934 | \$ 365,916 | \$ 263,522 | \$ 297,500 | 67.1% | \$ 311,673 | \$ 316,560 | 98.5% |  |
| Expenses | \$ 164,986 | \$ 180,911 | \$ 485,934 | \$ 365,916 | \$ 263,522 | \$ 297,500 | 67.1% | \$ 311,673 | \$ 316,560 | 98.5% |  |
| Contractual Services | \$ 134,981 | \$ 180,911 | \$ 455,934 | \$ 365,916 | \$ 263,522 | \$ 297,500 | 67.1% | \$ 311,673 | \$ 316,560 | 98.5% |  |
| 50150 - Contractual/Consulting Services | \$ 39,142 | \$ 50,663 | \$ 273,951 | \$ 181,096 | \$ 23,115 | \$ 150,000 | 15.4% | \$ 47,599 | \$ 139,060 | 34.2% |  |
| 50235 - Public Health Services - Coronavirus | \$ - | \$ - | \$ - | \$ - | \$ - | \$ - | 0.0% | \$ - | \$ - | 0.0% |  |
| 50340 - Software Licensing Cost | \$ 95,840 | \$ 130,248 | \$ 181,138 | \$ 184,820 | \$ 235,845 | \$ 139,500 | 100.6% | \$ 263,724 | \$ 169,500 | 155.6% |  |
| 52130 - Repairs and Maint- Computers | \$ - | \$ - | \$ 844 | \$ - | \$ 4,563 | \$ 8,000 | 57.0% | \$ 350 | \$ 8,000 | 4.4% |  |
| Commodities | \$ 30,005 | \$ - | \$ 30,000 | \$ - | \$ - | \$ - | 0.0% | \$ - | \$ - | 0.0% |  |
| 60050 - Books and Subscriptions | \$ 30,005 | \$ - | \$ 30,000 | \$ - | \$ - | \$ - | 0.0% | \$ - | \$ - | 0.0% |  |
| Grand Total | \$ 5,308,181 | \$ 5,181,131 | \$ 5,866,294 | \$ 5,847,864 | \$ 5,920,978 | \$ 7,123,804 | 79.6% | \$ 5,551,397 | \$ 6,730,362 | 78.2% |  |

Committee Revenue Budget Report - by Account Detail

Through November 30, 2024 (100.00% YTD) DRAFT

*2019, 2020, 2021, 2022, 2023 Actual Full Fiscal Year

| Department / Fund / Account Classification | 2019 Actual Amount* | 2020 Actual Amount* | 2021 Actual Amount* | 2022 Actual Amount* | 2023 Actual Amount* | 2023 Adopted Budget | 2023 YTD% Actual/Budget | 2024 Actual Amount | 2024 Adopted Budget | 2024 YTD% Actual/Budget | 2019 - 2024 Trend |
|--|---------------------|---------------------|---------------------|---------------------|---------------------|---------------------|-------------------------|--------------------|---------------------|-------------------------|-------------------|
| 080 Building Management | \$ 52,847 | \$ 44,983 | \$ 39,335 | \$ 6,084 | \$ 30,557 | \$ 50,659 | 60.3% | \$ 15,572 | \$ 50,659 | 30.7% | |
| 001 General Fund | \$ 52,847 | \$ 44,983 | \$ 39,335 | \$ 6,084 | \$ 30,557 | \$ 50,659 | 60.3% | \$ 15,572 | \$ 50,659 | 30.7% | |
| Revenue | \$ 52,847 | \$ 44,983 | \$ 39,335 | \$ 6,084 | \$ 30,557 | \$ 50,659 | 60.3% | \$ 15,572 | \$ 50,659 | 30.7% | |
| Other | \$ 52,847 | \$ 44,983 | \$ 39,335 | \$ 6,084 | \$ 30,557 | \$ 50,659 | 60.3% | \$ 15,572 | \$ 50,659 | 30.7% | |
| 38500 - Rental Income | \$ 52,847 | \$ 44,983 | \$ 39,335 | \$ 6,084 | \$ 30,557 | \$ 50,659 | 60.3% | \$ 15,572 | \$ 50,659 | 30.7% | |
| Grand Total | \$ 52,847 | \$ 44,983 | \$ 39,335 | \$ 6,084 | \$ 30,557 | \$ 50,659 | 60.3% | \$ 15,572 | \$ 50,659 | 30.7% | |

Committee Expense Budget Report - by Account Detail
Through November 30, 2024 (100.00% YTD, 96.15% Payroll Expense through Pay Period Ending 11/09/2024) DRAFT
***2019, 2020, 2021, 2022, 2023 Actual Full Fiscal Year**

| Department / Fund / Account Classification | 2019 Actual Amount* | 2020 Actual Amount* | 2021 Actual Amount* | 2022 Actual Amount* | 2023 Actual Amount* | 2023 Adopted Budget | 2023 YTD% Actual/Budget | 2024 Actual Amount | 2024 Adopted Budget | 2024 YTD% Actual/Budget | 2019 - 2024 Trend |
|--|---------------------|---------------------|---------------------|---------------------|---------------------|---------------------|-------------------------|--------------------|---------------------|-------------------------|-------------------|
| 080 Building Management | \$ 4,720,854 | \$ 4,672,802 | \$ 5,229,565 | \$ 5,582,604 | \$ 9,720,893 | \$ 8,351,510 | 107.3% | \$ 7,307,659 | \$ 7,735,992 | 93.0% | |
| 001 General Fund | \$ 4,720,854 | \$ 4,672,802 | \$ 5,003,744 | \$ 5,552,935 | \$ 9,717,053 | \$ 8,331,335 | 107.5% | \$ 7,307,659 | \$ 7,735,992 | 93.0% | |
| Expenses | \$ 4,720,854 | \$ 4,672,802 | \$ 5,003,744 | \$ 5,552,935 | \$ 9,717,053 | \$ 8,331,335 | 107.5% | \$ 7,307,659 | \$ 7,735,992 | 93.0% | |
| Personnel Services- Salaries & Wages | \$ 1,198,703 | \$ 1,188,014 | \$ 1,179,315 | \$ 1,259,674 | \$ 1,857,313 | \$ 1,553,306 | 91.8% | \$ 2,512,976 | \$ 2,857,055 | 84.4% | |
| 40000 - Salaries and Wages | \$ 1,184,597 | \$ 1,182,884 | \$ 1,156,776 | \$ 1,237,804 | \$ 1,799,144 | \$ 1,875,352 | 92.2% | \$ 2,400,044 | \$ 2,790,532 | 85.9% | |
| 40002 - Non-Union Wage Increase | \$ - | \$ - | \$ - | \$ - | \$ - | \$ 56,430 | 0.0% | \$ - | \$ - | 0.0% | |
| 40003 - Cost of Living Increase | \$ - | \$ - | \$ - | \$ - | \$ - | \$ - | 0.0% | \$ - | \$ - | 0.0% | |
| 40005 - New Position Budget Moved to Contingency | \$ - | \$ - | \$ - | \$ - | \$ - | \$ (445,000) | 0.0% | \$ - | \$ - | 0.0% | |
| 40007 - Equity Study Adjustments | \$ - | \$ - | \$ - | \$ - | \$ - | \$ - | 0.0% | \$ - | \$ - | 0.0% | |
| 40009 - Salaries and Wages Subsidy | \$ - | \$ (13,565) | \$ (1,050) | \$ - | \$ - | \$ - | 0.0% | \$ - | \$ - | 0.0% | |
| 40200 - Overtime Salaries | \$ 14,107 | \$ 18,695 | \$ 23,588 | \$ 21,870 | \$ 58,169 | \$ 66,524 | 87.4% | \$ 112,932 | \$ 66,523 | 169.8% | |
| Personnel Services- Employee Benefits | \$ 249,365 | \$ 256,074 | \$ 214,371 | \$ 212,401 | \$ 365,217 | \$ 306,054 | 67.4% | \$ - | \$ - | 0.0% | |
| 45000 - Healthcare Contribution | \$ 240,663 | \$ 251,925 | \$ 207,573 | \$ 205,742 | \$ 355,728 | \$ 298,716 | 67.1% | \$ - | \$ - | 0.0% | |
| 45009 - Healthcare Subsidy | \$ - | \$ (4,402) | \$ (437) | \$ - | \$ - | \$ - | 0.0% | \$ - | \$ - | 0.0% | |
| 45010 - Dental Contribution | \$ 8,702 | \$ 8,685 | \$ 7,250 | \$ 6,660 | \$ 9,489 | \$ 7,338 | 80.1% | \$ - | \$ - | 0.0% | |
| 45019 - Dental Subsidy | \$ - | \$ (133) | \$ (15) | \$ - | \$ - | \$ - | 0.0% | \$ - | \$ - | 0.0% | |
| 45100 - FICA/SS Contribution | \$ - | \$ - | \$ - | \$ - | \$ - | \$ - | 0.0% | \$ - | \$ - | 0.0% | |
| 45200 - IMRF Contribution | \$ - | \$ - | \$ - | \$ - | \$ - | \$ - | 0.0% | \$ - | \$ - | 0.0% | |
| Contractual Services | \$ 1,440,725 | \$ 1,608,321 | \$ 1,901,607 | \$ 2,458,862 | \$ 5,375,042 | \$ 2,848,097 | 188.7% | \$ 3,229,578 | \$ 2,753,557 | 117.3% | |
| 50150 - Contractual/Consulting Services | \$ - | \$ - | \$ 1,690 | \$ - | \$ 8,720 | \$ - | 0.0% | \$ 22,499 | \$ - | 0.0% | |
| 50235 - Public Health Services - Coronavirus | \$ - | \$ - | \$ - | \$ - | \$ - | \$ - | 0.0% | \$ - | \$ - | 0.0% | |
| 52000 - Disposal and Water Softener Svcs | \$ 39,062 | \$ 28,524 | \$ 32,120 | \$ 49,460 | \$ 62,419 | \$ 68,286 | 91.4% | \$ 88,836 | \$ 68,300 | 130.1% | |
| 52010 - Janitorial Services | \$ 426,091 | \$ 527,208 | \$ 562,026 | \$ 620,390 | \$ 957,054 | \$ 961,100 | 99.6% | \$ 536,219 | \$ 54,200 | 989.3% | |
| 52020 - Repairs and Maintenance- Roads | \$ 141,131 | \$ 85,241 | \$ 127,623 | \$ 130,218 | \$ 302,504 | \$ 490,080 | 61.7% | \$ 149,257 | \$ 490,100 | 30.5% | |
| 52110 - Repairs and Maint- Buildings | \$ 415,021 | \$ 499,114 | \$ 461,839 | \$ 802,148 | \$ 2,044,780 | \$ 637,516 | 320.7% | \$ 1,456,833 | \$ 1,210,658 | 120.3% | |
| 52120 - Repairs and Maint- Grounds | \$ 72,794 | \$ 64,098 | \$ 134,647 | \$ 183,371 | \$ 224,009 | \$ 136,708 | 163.9% | \$ 216,818 | \$ 136,750 | 158.6% | |
| 52160 - Repairs and Maint- Equipment | \$ 136,717 | \$ 192,813 | \$ 351,158 | \$ 461,410 | \$ 1,448,110 | \$ 281,866 | 513.8% | \$ 497,724 | \$ 480,000 | 103.7% | |
| 52190 - Equipment Rental | \$ - | \$ - | \$ - | \$ - | \$ 4,284 | \$ 572 | 749.0% | \$ 6,546 | \$ 10,000 | 65.5% | |
| 52210 - Building Lease | \$ 130,000 | \$ 130,053 | \$ 130,000 | \$ 129,769 | \$ 146,332 | \$ 130,000 | 112.6% | \$ 166,435 | \$ 130,000 | 128.0% | |
| 52220 - Equipment Lease | \$ 1,520 | \$ 187 | \$ 17,325 | \$ 18,258 | \$ 41,239 | \$ 27,456 | 150.2% | \$ 14,372 | \$ 27,500 | 52.3% | |
| 52230 - Repairs and Maint- Vehicles | \$ 13,403 | \$ 18,474 | \$ 26,594 | \$ 23,328 | \$ 68,473 | \$ 29,744 | 230.2% | \$ 24,603 | \$ 55,000 | 44.7% | |
| 52260 - Grease Trap- Septic Services | \$ 7,495 | \$ 8,645 | \$ 8,285 | \$ 8,600 | \$ 7,507 | \$ 9,952 | 75.4% | \$ 8,645 | \$ 9,952 | 86.9% | |
| 53060 - General Printing | \$ 57,441 | \$ 53,965 | \$ 45,727 | \$ 31,753 | \$ 59,612 | \$ 68,640 | 86.8% | \$ 40,747 | \$ 68,640 | 59.4% | |
| 53110 - Employee Training | \$ 50 | \$ - | \$ 2,574 | \$ 155 | \$ - | \$ 5,720 | 0.0% | \$ 45 | \$ 12,000 | 0.4% | |
| 53120 - Employee Mileage Expense | \$ - | \$ - | \$ - | \$ - | \$ - | \$ 457 | 0.0% | \$ - | \$ 457 | 0.0% | |
| Commodities | \$ 1,832,060 | \$ 1,620,393 | \$ 1,708,452 | \$ 1,621,997 | \$ 2,119,480 | \$ 3,623,878 | 58.5% | \$ 1,565,105 | \$ 2,125,380 | 73.6% | |
| 60010 - Operating Supplies | \$ 7,378 | \$ 8,468 | \$ 7,026 | \$ 3,834 | \$ 12,818 | \$ 13,041 | 98.3% | \$ 18,055 | \$ 13,041 | 138.5% | |
| 60020 - Computer Related Supplies | \$ - | \$ - | \$ - | \$ - | \$ - | \$ 572 | 0.0% | \$ - | \$ 572 | 0.0% | |
| 60030 - Self-Mailer | \$ - | \$ - | \$ - | \$ - | \$ - | \$ - | 0.0% | \$ - | \$ - | 0.0% | |
| 60040 - Postage | \$ - | \$ - | \$ - | \$ - | \$ - | \$ - | 0.0% | \$ - | \$ - | 0.0% | |
| 60090 - Utilities- Sewer | \$ 139,946 | \$ 136,863 | \$ 138,959 | \$ 129,598 | \$ 157,035 | \$ 372,178 | 42.2% | \$ 93,200 | \$ 150,000 | 62.1% | |
| 60100 - Utilities- Water | \$ 112,163 | \$ 110,421 | \$ 122,847 | \$ 125,061 | \$ 134,703 | \$ 363,439 | 37.1% | \$ 99,184 | \$ 363,439 | 27.3% | |
| 60110 - Printing Supplies | \$ 64,484 | \$ 42,236 | \$ 47,006 | \$ 66,451 | \$ 64,270 | \$ 80,080 | 80.3% | \$ 67,632 | \$ 80,080 | 84.5% | |
| 60160 - Cleaning Supplies | \$ 47,269 | \$ 61,004 | \$ 56,889 | \$ 64,325 | \$ 158,431 | \$ 86,891 | 182.3% | \$ 113,467 | \$ 86,891 | 130.6% | |
| 60210 - Uniform Supplies | \$ 3,418 | \$ 3,455 | \$ 4,140 | \$ 2,893 | \$ 12,575 | \$ 8,331 | 150.9% | \$ 4,903 | \$ 8,331 | 58.9% | |
| 60250 - Medical Supplies and Drugs | \$ - | \$ - | \$ - | \$ - | \$ - | \$ 146 | 0.0% | \$ - | \$ 146 | 0.0% | |
| 60265 - Public Health Commodities - Coronavirus | \$ - | \$ - | \$ - | \$ - | \$ - | \$ - | 0.0% | \$ - | \$ - | 0.0% | |
| 63000 - Utilities- Natural Gas | \$ 213,856 | \$ 167,898 | \$ 142,703 | \$ 205,239 | \$ 253,514 | \$ 505,238 | 50.2% | \$ 172,664 | \$ 300,000 | 57.6% | |
| 63010 - Utilities- Electric | \$ 1,230,715 | \$ 1,076,655 | \$ 1,171,352 | \$ 999,033 | \$ 1,304,813 | \$ 2,171,082 | 60.1% | \$ 987,512 | \$ 1,100,000 | 89.8% | |
| 63040 - Fuel- Vehicles | \$ 12,831 | \$ 13,392 | \$ 17,530 | \$ 25,563 | \$ 21,322 | \$ 22,880 | 93.2% | \$ 8,487 | \$ 22,880 | 37.1% | |
| 64000 - Telephone | \$ - | \$ - | \$ - | \$ - | \$ - | \$ - | 0.0% | \$ - | \$ - | 0.0% | |
| Capital | \$ - | \$ - | \$ - | \$ - | \$ - | \$ - | 0.0% | \$ - | \$ - | 0.0% | |
| 70090 - Office Equipment | \$ - | \$ - | \$ - | \$ - | \$ - | \$ - | 0.0% | \$ - | \$ - | 0.0% | |

Committee Expense Budget Report - by Account Detail
Through November 30, 2024 (100.00% YTD, 96.15% Payroll Expense through Pay Period Ending 11/09/2024) DRAFT
***2019, 2020, 2021, 2022, 2023 Actual Full Fiscal Year**

| Department / Fund / Account Classification | 2019 Actual Amount* | 2020 Actual Amount* | 2021 Actual Amount* | 2022 Actual Amount* | 2023 Actual Amount* | 2023 Adopted Budget | 2023 YTD% Actual/Budget | 2024 Actual Amount | 2024 Adopted Budget | 2024 YTD% Actual/Budget | 2019 - 2024 Trend |
|--|---------------------|---------------------|---------------------|---------------------|---------------------|---------------------|-------------------------|--------------------|---------------------|-------------------------|-------------------|
| 354 Mass Vaccination Fund | \$ - | \$ - | \$ 225,821 | \$ 29,669 | \$ 3,840 | \$ 20,175 | 19.0% | \$ - | \$ - | 0.0% | |
| Expenses | \$ - | \$ - | \$ 225,821 | \$ 29,669 | \$ 3,840 | \$ 20,175 | 19.0% | \$ - | \$ - | 0.0% | |
| Contractual Services | \$ - | \$ - | \$ 201,722 | \$ 29,669 | \$ 3,840 | \$ 11,842 | 32.4% | \$ - | \$ - | 0.0% | |
| 50150 - Contractual/Consulting Services | \$ - | \$ - | \$ 201,722 | \$ 29,669 | \$ 3,840 | \$ 11,842 | 32.4% | \$ - | \$ - | 0.0% | |
| Commodities | \$ - | \$ - | \$ 24,099 | \$ - | \$ - | \$ 8,333 | 0.0% | \$ - | \$ - | 0.0% | |
| 60010 - Operating Supplies | \$ - | \$ - | \$ 24,099 | \$ - | \$ - | \$ 8,333 | 0.0% | \$ - | \$ - | 0.0% | |
| Contingency and Other | \$ - | \$ - | \$ - | \$ - | \$ - | \$ - | 0.0% | \$ - | \$ - | 0.0% | |
| 89000 - Addition to Fund Balance | \$ - | \$ - | \$ - | \$ - | \$ - | \$ - | 0.0% | \$ - | \$ - | 0.0% | |
| Grand Total | \$ 4,720,854 | \$ 4,672,802 | \$ 5,229,565 | \$ 5,582,604 | \$ 9,720,893 | \$ 8,351,510 | 107.3% | \$ 7,307,659 | \$ 7,735,992 | 93.0% | |

Committee Revenue Budget Report - by Account Detail
Through November 30, 2024 (100.00% YTD) DRAFT
***2019, 2020, 2021, 2022, 2023 Actual Full Fiscal Year**

| Department / Fund / Account Classification | 2019 Actual Amount* | 2020 Actual Amount* | 2021 Actual Amount* | 2022 Actual Amount* | 2023 Actual Amount* | 2023 Adopted Budget | 2023 YTD% Actual/Budget | 2024 Actual Amount | 2024 Adopted Budget | 2024 YTD% Actual/Budget | 2019 - 2024 Trend |
|--|---------------------|---------------------|---------------------|---------------------|---------------------|---------------------|-------------------------|--------------------|---------------------|-------------------------|-------------------|
| 690 Development | \$ 703,117 | \$ 692,503 | \$ 695,338 | \$ 858,192 | \$ 944,022 | \$ 1,009,409 | 93.5% | \$ 964,046 | \$ 990,152 | 97.4% | |
| 520 Mill Creek Special Service Area | \$ 703,117 | \$ 692,503 | \$ 695,338 | \$ 858,192 | \$ 944,022 | \$ 1,009,409 | 93.5% | \$ 964,046 | \$ 990,152 | 97.4% | |
| Revenue | \$ 703,117 | \$ 692,503 | \$ 695,338 | \$ 858,192 | \$ 944,022 | \$ 1,009,409 | 93.5% | \$ 964,046 | \$ 990,152 | 97.4% | |
| Interest Revenue | \$ 26,296 | \$ 14,349 | \$ (871) | \$ (20,964) | \$ 64,149 | \$ 5,103 | 1257.1% | \$ 28,258 | \$ 48,344 | 58.5% | |
| 38000 - Investment Income | \$ 26,296 | \$ 14,349 | \$ (871) | \$ (20,964) | \$ 64,149 | \$ 5,103 | 1257.1% | \$ 28,258 | \$ 48,344 | 58.5% | |
| Other | \$ - | \$ - | \$ 1,123 | \$ - | \$ - | \$ 124,806 | 0.0% | \$ - | \$ 2,128 | 0.0% | |
| 38900 - Miscellaneous Other | \$ - | \$ - | \$ 1,123 | \$ - | \$ - | \$ - | 0.0% | \$ - | \$ - | 0.0% | |
| 39900 - Fund Balance Utilization | \$ - | \$ - | \$ - | \$ - | \$ - | \$ 124,806 | 0.0% | \$ - | \$ 2,128 | 0.0% | |
| Transfers In | \$ - | \$ - | \$ 15,300 | \$ - | \$ - | \$ - | 0.0% | \$ - | \$ - | 0.0% | |
| 39000 - Transfer From Other Funds | \$ - | \$ - | \$ 15,300 | \$ - | \$ - | \$ - | 0.0% | \$ - | \$ - | 0.0% | |
| Property Taxes | \$ 676,821 | \$ 678,154 | \$ 679,786 | \$ 879,156 | \$ 879,873 | \$ 879,500 | 100.0% | \$ 935,788 | \$ 939,680 | 99.6% | |
| 30000 - Property Taxes | \$ 676,821 | \$ 678,154 | \$ 679,786 | \$ 879,156 | \$ 879,873 | \$ 879,500 | 100.0% | \$ 935,788 | \$ 939,680 | 99.6% | |
| 30005 - Property Tax Revenue Recapture | \$ - | \$ - | \$ - | \$ - | \$ - | \$ - | 0.0% | \$ - | \$ - | 0.0% | |
| Grand Total | \$ 703,117 | \$ 692,503 | \$ 695,338 | \$ 858,192 | \$ 944,022 | \$ 1,009,409 | 93.5% | \$ 964,046 | \$ 990,152 | 97.4% | |

Committee Expense Budget Report - by Account Detail
Through November 30, 2024 (100.00% YTD, 96.15% Payroll Expense through Pay Period Ending 11/09/2024) DRAFT
***2019, 2020, 2021, 2022, 2023 Actual Full Fiscal Year**

| Department / Fund / Account Classification | 2019 Actual Amount* | 2020 Actual Amount* | 2021 Actual Amount* | 2022 Actual Amount* | 2023 Actual Amount* | 2023 Adopted Budget | 2023 YTD% Actual/Budget | 2024 Actual Amount | 2024 Adopted Budget | 2024 YTD% Actual/Budget | 2019 - 2024 Trend |
|---|---------------------|---------------------|---------------------|---------------------|---------------------|---------------------|-------------------------|---------------------|---------------------|-------------------------|-------------------|
| 690 Development | \$ 740,625 | \$ 600,594 | \$ 475,968 | \$ 761,480 | \$ 792,687 | \$ 1,009,409 | 78.5% | \$ 1,455,806 | \$ 990,152 | 147.0% | |
| 520 Mill Creek Special Service Area | \$ 740,625 | \$ 600,594 | \$ 475,968 | \$ 761,480 | \$ 792,687 | \$ 1,009,409 | 78.5% | \$ 1,455,806 | \$ 990,152 | 147.0% | |
| Expenses | \$ 740,625 | \$ 600,594 | \$ 475,968 | \$ 761,480 | \$ 792,687 | \$ 1,009,409 | 78.5% | \$ 1,455,806 | \$ 990,152 | 147.0% | |
| Personnel Services- Salaries & Wages | \$ 52,162 | \$ 45,013 | \$ 42,729 | \$ 68,650 | \$ 68,493 | \$ 69,758 | 98.2% | \$ 66,646 | \$ 70,338 | 94.8% | |
| 40000 - Salaries and Wages | \$ 52,162 | \$ 44,797 | \$ 42,729 | \$ 68,650 | \$ 68,493 | \$ 69,758 | 98.2% | \$ 66,646 | \$ 68,289 | 97.6% | |
| 40003 - Cost of Living Increase | \$ - | \$ - | \$ - | \$ - | \$ - | \$ - | 0.0% | \$ - | \$ 2,049 | 0.0% | |
| 40200 - Overtime Salaries | \$ - | \$ 216 | \$ - | \$ - | \$ - | \$ - | 0.0% | \$ - | \$ - | 0.0% | |
| Personnel Services- Employee Benefits | \$ 10,435 | \$ 9,586 | \$ 17,356 | \$ 29,808 | \$ 28,553 | \$ 29,590 | 96.5% | \$ 28,004 | \$ 10,065 | 278.2% | |
| 45000 - Healthcare Contribution | \$ 707 | \$ 729 | \$ 8,616 | \$ 17,848 | \$ 18,167 | \$ 19,085 | 95.2% | \$ 18,391 | \$ - | 0.0% | |
| 45010 - Dental Contribution | \$ 661 | \$ 495 | \$ 27 | \$ 14 | \$ - | \$ 27 | 0.0% | \$ - | \$ - | 0.0% | |
| 45100 - FICA/SS Contribution | \$ 3,959 | \$ 3,421 | \$ 3,300 | \$ 5,292 | \$ 5,264 | \$ 5,336 | 98.6% | \$ 5,092 | \$ 5,381 | 94.6% | |
| 45200 - IMRF Contribution | \$ 3,829 | \$ 3,580 | \$ 3,795 | \$ 4,699 | \$ 3,573 | \$ 3,593 | 99.4% | \$ 3,058 | \$ 3,222 | 94.9% | |
| 53010 - Workers Compensation | \$ 1,279 | \$ 1,361 | \$ 1,618 | \$ 1,954 | \$ 1,549 | \$ 1,549 | 100.0% | \$ 1,462 | \$ 1,462 | 100.0% | |
| Contractual Services | \$ 657,818 | \$ 530,103 | \$ 398,299 | \$ 646,940 | \$ 652,380 | \$ 857,265 | 76.1% | \$ 1,319,854 | \$ 857,359 | 153.9% | |
| 50150 - Contractual/Consulting Services | \$ 41,234 | \$ 19,633 | \$ 13,040 | \$ 1,678 | \$ 70,886 | \$ 40,200 | 176.3% | \$ 772,476 | \$ 40,200 | 1921.6% | |
| 50160 - Legal Services | \$ 3,158 | \$ 1,035 | \$ 2,363 | \$ 495 | \$ 1,890 | \$ 6,000 | 31.5% | \$ - | \$ 6,000 | 0.0% | |
| 50480 - Security Services | \$ 11,400 | \$ 5,760 | \$ 1,200 | \$ - | \$ - | \$ 9,000 | 0.0% | \$ - | \$ 9,000 | 0.0% | |
| 52020 - Repairs and Maintenance- Roads | \$ 54,241 | \$ 62,640 | \$ 67,863 | \$ 65,112 | \$ 92,267 | \$ 110,000 | 83.9% | \$ 80,000 | \$ 110,000 | 72.7% | |
| 52120 - Repairs and Maint- Grounds | \$ 314,976 | \$ 285,177 | \$ 274,772 | \$ 489,548 | \$ 426,956 | \$ 579,000 | 73.7% | \$ 412,950 | \$ 529,000 | 78.1% | |
| 52180 - Building Space Rental | \$ 12,547 | \$ 11,960 | \$ 13,416 | \$ 12,185 | \$ 12,644 | \$ 17,000 | 74.4% | \$ 11,791 | \$ 17,000 | 69.4% | |
| 52230 - Repairs and Maint- Vehicles | \$ - | \$ - | \$ 682 | \$ 748 | \$ 8,071 | \$ 2,500 | 322.9% | \$ 1,296 | \$ 2,500 | 51.8% | |
| 52250 - Intersect Lighting Services | \$ 19,380 | \$ 6,012 | \$ 10,643 | \$ 75,506 | \$ 37,418 | \$ 25,000 | 149.7% | \$ 14,252 | \$ 25,000 | 57.0% | |
| 53000 - Liability Insurance | \$ 957 | \$ 1,116 | \$ 1,032 | \$ 1,619 | \$ 2,037 | \$ 2,037 | 100.0% | \$ 2,124 | \$ 2,124 | 100.0% | |
| 53020 - Unemployment Claims | \$ 57 | \$ 33 | \$ 33 | \$ 49 | \$ 28 | \$ 28 | 100.0% | \$ 35 | \$ 35 | 100.0% | |
| 53060 - General Printing | \$ 117 | \$ 41 | \$ 69 | \$ - | \$ 183 | \$ 1,000 | 18.3% | \$ 104 | \$ 1,000 | 10.4% | |
| 53070 - Legal Printing | \$ 60 | \$ 354 | \$ 207 | \$ - | \$ - | \$ 500 | 0.0% | \$ - | \$ 500 | 0.0% | |
| 53100 - Conferences and Meetings | \$ - | \$ - | \$ 31 | \$ - | \$ - | \$ - | 0.0% | \$ - | \$ - | 0.0% | |
| 53110 - Employee Training | \$ - | \$ - | \$ - | \$ - | \$ - | \$ - | 0.0% | \$ - | \$ - | 0.0% | |
| 53120 - Employee Mileage Expense | \$ - | \$ - | \$ - | \$ - | \$ - | \$ - | 0.0% | \$ - | \$ - | 0.0% | |
| 55000 - Miscellaneous Contractual Exp | \$ 199,692 | \$ 136,343 | \$ 12,950 | \$ - | \$ - | \$ 65,000 | 0.0% | \$ 24,826 | \$ 115,000 | 21.6% | |
| Commodities | \$ 17,810 | \$ 13,491 | \$ 15,184 | \$ 10,331 | \$ 17,364 | \$ 26,900 | 64.6% | \$ 15,812 | \$ 26,900 | 58.8% | |
| 60000 - Office Supplies | \$ 394 | \$ 34 | \$ 960 | \$ 1,599 | \$ 3,965 | \$ 2,500 | 158.6% | \$ 1,648 | \$ 2,500 | 65.9% | |
| 60010 - Operating Supplies | \$ 4,847 | \$ 4,334 | \$ 4,589 | \$ 341 | \$ 3,585 | \$ 3,000 | 119.5% | \$ 2,966 | \$ 3,000 | 98.9% | |
| 60040 - Postage | \$ 1,596 | \$ - | \$ 821 | \$ - | \$ - | \$ 1,500 | 0.0% | \$ - | \$ 1,500 | 0.0% | |
| 63020 - Utilities- Intersect Lighting | \$ 10,973 | \$ 9,122 | \$ 8,343 | \$ 7,347 | \$ 9,217 | \$ 17,100 | 53.9% | \$ 8,728 | \$ 17,100 | 51.0% | |
| 63040 - Fuel- Vehicles | \$ - | \$ - | \$ 188 | \$ 45 | \$ 99 | \$ 2,000 | 5.0% | \$ 1,972 | \$ 2,000 | 98.6% | |
| 64010 - Cellular Phone | \$ - | \$ - | \$ 283 | \$ 998 | \$ 498 | \$ 800 | 62.3% | \$ 499 | \$ 800 | 62.3% | |
| Transfers Out | \$ 2,400 | \$ 2,400 | \$ 2,400 | \$ 5,751 | \$ 25,896 | \$ 25,896 | 100.0% | \$ 25,490 | \$ 25,490 | 100.0% | |
| 99000 - Transfer To Other Funds | \$ 2,400 | \$ 2,400 | \$ 2,400 | \$ - | \$ - | \$ - | 0.0% | \$ - | \$ - | 0.0% | |
| 99001 - Transfer to General Fund 001 | \$ - | \$ - | \$ - | \$ 5,751 | \$ 25,896 | \$ 25,896 | 100.0% | \$ 25,490 | \$ 25,490 | 100.0% | |
| Contingency and Other | \$ - | \$ - | \$ - | \$ - | \$ - | \$ - | 0.0% | \$ - | \$ - | 0.0% | |
| 89000 - Addition to Fund Balance | \$ - | \$ - | \$ - | \$ - | \$ - | \$ - | 0.0% | \$ - | \$ - | 0.0% | |
| Grand Total | \$ 740,625 | \$ 600,594 | \$ 475,968 | \$ 761,480 | \$ 792,687 | \$ 1,009,409 | 78.5% | \$ 1,455,806 | \$ 990,152 | 147.0% | |

Committee Revenue Budget Report - by Account Detail - Capital Projects

Through November 30, 2024 (100.00% YTD) DRAFT

*2019, 2020, 2021, 2022, 2023 Actual Full Fiscal Year

| Department / Fund / Account Classification | 2019 Actual Amount* | 2020 Actual Amount* | 2021 Actual Amount* | 2022 Actual Amount* | 2023 Actual Amount* | 2023 Adopted Budget | 2023 YTD% Actual/Budget | 2024 Actual Amount | 2024 Adopted Budget | 2024 YTD% Actual/Budget | 2019 - 2024 Trend |
|--|---------------------|---------------------|---------------------|---------------------|---------------------|---------------------|-------------------------|--------------------|---------------------|-------------------------|-------------------|
| 800 Other- Countywide Expenses | \$ 3,392,392 | \$ 3,428,025 | \$ 7,798,571 | \$ 6,646,012 | \$ 13,119,507 | \$ 9,591,595 | 68.0% | \$ 1,518,242 | \$ 13,805,072 | 7.2% | |
| 500 Capital Projects | \$ 3,392,392 | \$ 3,428,025 | \$ 7,798,571 | \$ 6,646,012 | \$ 13,119,507 | \$ 9,591,595 | 68.0% | \$ 1,518,242 | \$ 13,805,072 | 7.2% | |
| Revenue | \$ 3,392,392 | \$ 3,428,025 | \$ 7,798,571 | \$ 6,646,012 | \$ 13,119,507 | \$ 9,591,595 | 68.0% | \$ 1,518,242 | \$ 13,805,072 | 7.2% | |
| Other | \$ - | \$ - | \$ 5,500 | \$ - | \$ - | \$ 7,612,055 | 0.0% | \$ - | \$ 12,429,110 | 0.0% | |
| 38570 - Refunds | \$ - | \$ - | \$ 5,500 | \$ - | \$ - | \$ - | 0.0% | \$ - | \$ - | 0.0% | |
| 39900 - Fund Balance Utilization | \$ - | \$ - | \$ - | \$ - | \$ - | \$ 7,612,055 | 0.0% | \$ - | \$ 12,429,110 | 0.0% | |
| Grants | \$ - | \$ - | \$ 600,000 | \$ - | \$ 750,000 | \$ 600,000 | 55.6% | \$ - | \$ 600,000 | 0.0% | |
| 33900 - Miscellaneous Grants | \$ - | \$ - | \$ 600,000 | \$ - | \$ 750,000 | \$ 600,000 | 55.6% | \$ - | \$ 600,000 | 0.0% | |
| Interest Revenue | \$ 188,553 | \$ 126,677 | \$ (21,316) | \$ (180,188) | \$ 770,829 | \$ 32,570 | 2,366.7% | \$ 360,846 | \$ 675,962 | 53.4% | |
| 38000 - Investment Income | \$ 188,553 | \$ 126,677 | \$ (21,316) | \$ (180,188) | \$ 770,829 | \$ 32,570 | 2,366.7% | \$ 360,846 | \$ 675,962 | 53.4% | |
| Other Taxes | \$ 203,839 | \$ 134,604 | \$ 183,564 | \$ 252,120 | \$ 260,359 | \$ 100,000 | 260.4% | \$ 268,280 | \$ 100,000 | 268.3% | |
| 30180 - Video Gaming Tax | \$ 203,839 | \$ 134,604 | \$ 183,564 | \$ 252,120 | \$ 260,359 | \$ 100,000 | 260.4% | \$ 268,280 | \$ 100,000 | 268.3% | |
| Transfers In | \$ 3,000,000 | \$ 3,166,744 | \$ 7,030,823 | \$ 6,574,080 | \$ 11,338,319 | \$ 1,246,970 | 128.9% | \$ 889,116 | \$ - | 100.0% | |
| 39000 - Transfer From Other Funds | \$ 3,000,000 | \$ 3,166,744 | \$ 2,395,019 | \$ 461,580 | \$ 2,789,159 | \$ 1,000,000 | 278.9% | \$ - | \$ - | 0.0% | |
| 39001 - Transfer from General Fund 001 | \$ - | \$ - | \$ 4,635,804 | \$ 6,112,500 | \$ 1,000,000 | \$ 246,970 | 404.9% | \$ 567,116 | \$ - | 100.0% | |
| 39120 - Transfer from Grand Victoria Casino Elgin Fund 120 | \$ - | \$ - | \$ - | \$ - | \$ - | \$ - | 0.0% | \$ 250,000 | \$ - | 100.0% | |
| 39355 - Transfer from American Rescue Plan Fund 355 | \$ - | \$ - | \$ - | \$ - | \$ 157,741 | \$ - | 100.0% | \$ 72,000 | \$ - | 100.0% | |
| 39357 - Transfer from COVID Payroll Reimbursement Fund 357 | \$ - | \$ - | \$ - | \$ - | \$ 7,391,419 | \$ - | 100.0% | \$ - | \$ - | 0.0% | |
| Grand Total | \$ 3,392,392 | \$ 3,428,025 | \$ 7,798,571 | \$ 6,646,012 | \$ 13,119,507 | \$ 9,591,595 | 68.0% | \$ 1,518,242 | \$ 13,805,072 | 7.2% | |

Committee Expense Budget Report - by Account Detail - Capital Projects
Through November 30, 2024 (100.00% YTD, 96.15% Payroll Expense through Pay Period Ending 11/09/2024) DRAFT
***2019, 2020, 2021, 2022, 2023 Actual Full Fiscal Year**

| Department / Fund / Account Classification | 2019 Actual Amount* | 2020 Actual Amount* | 2021 Actual Amount* | 2022 Actual Amount* | 2023 Actual Amount* | 2023 Adopted Budget | 2023 YTD% Actual/Budget | 2024 Actual Amount | 2024 Adopted Budget | 2024 YTD% Actual/Budget | 2019 - 2024 Trend |
|---|---------------------|---------------------|---------------------|---------------------|---------------------|---------------------|-------------------------|--------------------|---------------------|-------------------------|-------------------|
| 800 Other- Countywide Expenses | \$ 2,859,876 | \$ 1,501,218 | \$ 3,268,612 | \$ 4,674,061 | \$ 8,597,238 | \$ 9,591,595 | 44.6% | \$ 13,353,231 | \$ 13,805,072 | 63.0% | |
| 500 Capital Projects | \$ 2,859,876 | \$ 1,501,218 | \$ 3,268,612 | \$ 4,674,061 | \$ 8,597,238 | \$ 9,591,595 | 44.6% | \$ 13,353,231 | \$ 13,805,072 | 63.0% | |
| Expenses | \$ 2,859,876 | \$ 1,501,218 | \$ 3,268,612 | \$ 4,674,061 | \$ 8,597,238 | \$ 9,591,595 | 44.6% | \$ 13,353,231 | \$ 13,805,072 | 63.0% | |
| Contractual Services | \$ 228,301 | \$ 119,235 | \$ 311,589 | \$ 488,987 | \$ 505,880 | \$ 800,000 | 61.7% | \$ 134,275 | \$ 600,000 | 13.7% | |
| 50000 - Project Administration Services | \$ - | \$ - | \$ 4,000 | \$ - | \$ - | \$ - | 0.0% | \$ - | \$ - | 0.0% | |
| 50150 - Contractual/Consulting Services | \$ 228,301 | \$ 119,235 | \$ 307,589 | \$ 488,987 | \$ 505,880 | \$ 800,000 | 63.2% | \$ 134,275 | \$ 600,000 | 13.7% | |
| 50235 - Public Health Services - Coronavirus | \$ - | \$ - | \$ - | \$ - | \$ - | \$ - | 0.0% | \$ - | \$ - | 0.0% | |
| Commodities | \$ - | \$ - | \$ - | \$ 157,530 | \$ 30,996 | \$ - | 0.0% | \$ - | \$ - | 0.0% | |
| 60265 - Public Health Commodities - Coronavirus | \$ - | \$ - | \$ - | \$ 157,530 | \$ 30,996 | \$ - | 0.0% | \$ - | \$ - | 0.0% | |
| Contingency and Other | \$ - | \$ - | \$ - | \$ - | \$ - | \$ - | 0.0% | \$ - | \$ - | 0.0% | |
| 89000 - Addition to Fund Balance | \$ - | \$ - | \$ - | \$ - | \$ - | \$ - | 0.0% | \$ - | \$ - | 0.0% | |
| Capital | \$ 2,631,575 | \$ 1,381,984 | \$ 2,957,023 | \$ 3,952,545 | \$ 8,060,362 | \$ 8,791,595 | 44.0% | \$ 13,124,846 | \$ 13,205,072 | 65.4% | |
| 70000 - Computers | \$ 772,327 | \$ 202,622 | \$ 475,550 | \$ 1,633,756 | \$ 2,015,202 | \$ 1,983,565 | 90.9% | \$ 659,317 | \$ 2,089,500 | 29.9% | |
| 70020 - Computer Software- Capital | \$ 71,498 | \$ 34,978 | \$ 32,218 | \$ 119,444 | \$ 32,441 | \$ 111,000 | 28.1% | \$ 1,251 | \$ 111,000 | 1.1% | |
| 70050 - Printers | \$ - | \$ - | \$ - | \$ - | \$ - | \$ - | 0.0% | \$ - | \$ - | 0.0% | |
| 70060 - Communications Equipment | \$ 1,245 | \$ - | \$ - | \$ - | \$ - | \$ - | 0.0% | \$ - | \$ - | 0.0% | |
| 70070 - Automotive Equipment | \$ 172,108 | \$ 148,429 | \$ 24,833 | \$ 96,095 | \$ 396,976 | \$ 120,000 | 168.4% | \$ 248,408 | \$ 253,000 | 98.2% | |
| 70080 - Office Furniture | \$ - | \$ - | \$ 11,880 | \$ - | \$ - | \$ - | 0.0% | \$ - | \$ - | 0.0% | |
| 70100 - Copiers | \$ - | \$ - | \$ - | \$ - | \$ - | \$ - | 0.0% | \$ - | \$ - | 0.0% | |
| 70120 - Special Purpose Equipment | \$ - | \$ - | \$ 29,950 | \$ 406,212 | \$ 2,808,833 | \$ - | 38.0% | \$ 7,767,620 | \$ - | 117.4% | |
| 72000 - Building Construction | \$ - | \$ - | \$ 774,762 | \$ - | \$ - | \$ - | 0.0% | \$ - | \$ - | 0.0% | |
| 72010 - Building Improvements | \$ 1,614,397 | \$ 995,955 | \$ 1,607,831 | \$ 1,697,038 | \$ 2,806,910 | \$ 6,577,030 | 33.6% | \$ 4,448,251 | \$ 10,751,572 | 40.9% | |
| Transfers Out | \$ - | \$ - | \$ - | \$ 75,000 | \$ - | \$ - | 0.0% | \$ 94,110 | \$ - | 100.0% | |
| 99355 - Transfer to American Rescue Plan Fund 355 | \$ - | \$ - | \$ - | \$ - | \$ - | \$ - | 0.0% | \$ 94,110 | \$ - | 100.0% | |
| 99601 - Transfer to Public Building Commission Fund 601 | \$ - | \$ - | \$ - | \$ 75,000 | \$ - | \$ - | 0.0% | \$ - | \$ - | 0.0% | |
| Grand Total | \$ 2,859,876 | \$ 1,501,218 | \$ 3,268,612 | \$ 4,674,061 | \$ 8,597,238 | \$ 9,591,595 | 44.6% | \$ 13,353,231 | \$ 13,805,072 | 63.0% | |

**Kane County Purchasing Card Information
Administration Committee
November 2024 Statement**

| BUILDING MANAGEMENT | | | |
|----------------------------|---------------------------|-------------------------------|---------------------------|
| Transaction Date | Merchant Name | Additional Information | Transaction Amount |
| 11/3/2024 | ROADWARRIOR | HTTPSROADWARR | \$14.99 |
| 11/4/2024 | AMZN MKTP US | AMZN.COM/BILL | \$53.34 |
| 11/5/2024 | AMZN MKTP US | AMZN.COM/BILL | \$59.90 |
| 11/7/2024 | AMAZON MKTPL | AMZN.COM/BILL | \$14.99 |
| 11/7/2024 | AMAZON.COM*0G7QR9I13 | AMZN.COM/BILL | \$129.67 |
| 11/7/2024 | AMAZON.COM*0U3N48NU3 | AMZN.COM/BILL | \$601.66 |
| 11/8/2024 | JC LICHT, LLC | WWW.JCLICHT.C | \$1,428.03 |
| 11/8/2024 | PAISANOS PIZZA LLC | ELBURN | \$105.98 |
| 11/11/2024 | AMAZON MKTPL | AMZN.COM/BILL | \$38.87 |
| 11/12/2024 | AMZN MKTP US | AMZN.COM/BILL | \$94.28 |
| 11/13/2024 | AMAZON MKTPL | AMZN.COM/BILL | \$124.49 |
| 11/13/2024 | AMAZON.COM*CO5QG5673 | AMZN.COM/BILL | \$60.96 |
| 11/14/2024 | AMZN MKTP US | AMZN.COM/BILL | \$184.99 |
| 11/15/2024 | AMAZON MARK* 8Y1ED5YE3 | HTTPSAMAZON.C | \$131.96 |
| 11/15/2024 | AMAZON MARK* MI7JV2D83 | HTTPSAMAZON.C | \$23.48 |
| 11/15/2024 | AMAZON MARK* TP5EK0XA3 | HTTPSAMAZON.C | \$358.97 |
| 11/18/2024 | AMZN MKTP US | AMZN.COM/BILL | \$60.42 |
| 11/19/2024 | HOMEDEPOT.COM | 800-430-3376 | \$743.79 |
| 11/21/2024 | BP#9175811PRIDE OF ST CH | ST CHARLES | \$34.82 |
| 11/22/2024 | FOX METRO WATER RECLAMATI | 630-8924378 | \$353.36 |
| 11/22/2024 | FOX METRO WATER RECLAMATI | 630-8924378 | \$111.75 |
| 11/22/2024 | MEIJER EXPRESS 182 | ST CHARLES | \$53.29 |
| 11/25/2024 | CASEYS #1379 | ROCHELLE | \$31.03 |
| 11/25/2024 | IL FIRE MARSHAL FEE | WWW.SFM.ILLIN | \$286.30 |
| 11/25/2024 | IL FIRE MARSHAL FEE | WWW.SFM.ILLIN | \$127.81 |
| 11/25/2024 | W.E. CARLSON CORPORATION | 224-265-6727 | \$535.00 |
| Total: | | | \$5,764.13 |

| INFORMATION TECHNOLOGIES | | | |
|---------------------------------|------------------------|-------------------------------|---------------------------|
| Transaction Date | Merchant Name | Additional Information | Transaction Amount |
| 10/31/2024 | AMAZON MKTPL | AMZN.COM/BILL | \$204.31 |
| 11/1/2024 | 2COCOM*SYSTOOLSGROUP.C | 8882471614 | (\$18.69) |

**Kane County Purchasing Card Information
Administration Committee
November 2024 Statement**

| | | | |
|------------|------------------------|---------------|------------|
| 11/1/2024 | AMAZON MKTPL | AMZN.COM/BILL | \$136.97 |
| 11/1/2024 | AMAZON MKTPL | AMZN.COM/BILL | \$16.73 |
| 11/1/2024 | AMAZON MKTPL | AMZN.COM/BILL | \$179.88 |
| 11/1/2024 | GOOGLE *GSUITE_COUNTY | CC@GOOGLE.COM | \$208.33 |
| 11/2/2024 | AMAZON MKTPL | AMZN.COM/BILL | \$69.99 |
| 11/2/2024 | ZOOM.US 888-799-9666 | WWW.ZOOM.US | \$40.00 |
| 11/3/2024 | DNH*GODADDY#3389613967 | HTTPS://WWW.G | \$199.98 |
| 11/5/2024 | AMAZON RETA* XI0CZ9TE3 | WWW.AMAZON.CO | \$48.47 |
| 11/5/2024 | GOOGLE *GOOGLE ONE | 855-836-3987 | \$99.99 |
| 11/5/2024 | TWILIO SENDGRID | WWW.TWILIO.CO | \$19.95 |
| 11/6/2024 | EXPERT LOCK & SAFE INC | 8473385613 | \$406.85 |
| 11/7/2024 | AMAZON RETA* EE8VO3OD3 | WWW.AMAZON.CO | \$861.66 |
| 11/7/2024 | BESTBUY.COM 00009944 | 888BESTBUY | \$629.99 |
| 11/8/2024 | COMCAST CHICAGO | 800-COMCAST | \$131.00 |
| 11/10/2024 | OPENAI *CHATGPT SUBSCR | HTTPSOPENAI.C | \$20.00 |
| 11/11/2024 | AMAZON MKTPL | AMZN.COM/BILL | \$31.59 |
| 11/11/2024 | COMCAST CHICAGO | 800-COMCAST | \$162.90 |
| 11/11/2024 | DNH*GODADDY#3405434627 | HTTPS://WWW.G | \$199.98 |
| 11/11/2024 | MOVAVI.COM | HTTPSWWW.MOVA | (\$11.87) |
| 11/12/2024 | AMAZON MKTPL | AMZN.COM/BILL | \$195.54 |
| 11/12/2024 | COMCAST CHICAGO | 800-COMCAST | \$582.73 |
| 11/12/2024 | MEDIACOM BRO | 866-290-5400 | \$133.99 |
| 11/13/2024 | AMAZON MKTPL | AMZN.COM/BILL | \$258.97 |
| 11/13/2024 | DNH*GODADDY#3408211961 | HTTPS://WWW.G | \$46.34 |
| 11/14/2024 | AMAZON RETA* 6Q7IA1L73 | WWW.AMAZON.CO | \$13.61 |
| 11/15/2024 | COMCAST CHICAGO | 800-COMCAST | \$157.90 |
| 11/16/2024 | AMAZON MKTPL | AMZN.COM/BILL | \$175.72 |
| 11/18/2024 | ATT*BILL PAYMENT | 800-288-2020 | \$136.11 |
| 11/18/2024 | DJI SERVICE LLC. | CERRITOS | \$83.45 |
| 11/19/2024 | AMAZON MKTPL | AMZN.COM/BILL | \$2,062.47 |
| 11/19/2024 | AMAZON.COM*6J59Y8IP3 | AMZN.COM/BILL | \$1,618.78 |
| 11/19/2024 | MONOPRICE, INC. | 877-271-2592 | \$1,746.25 |
| 11/20/2024 | AMAZON MKTPL | AMZN.COM/BILL | \$1,727.90 |
| 11/20/2024 | COMCAST CHICAGO | 800-COMCAST | \$159.90 |

**Kane County Purchasing Card Information
Administration Committee
November 2024 Statement**

| | | | |
|------------|-------------------------|---------------|------------|
| 11/21/2024 | AMAZON MARK* LE0027MQ3 | HTTPSAMAZON.C | \$8.98 |
| 11/21/2024 | AMAZON MKTPL | AMZN.COM/BILL | \$658.63 |
| 11/21/2024 | AMAZON MKTPL | AMZN.COM/BILL | \$12.99 |
| 11/21/2024 | AMAZON MKTPL | AMZN.COM/BILL | \$295.98 |
| 11/21/2024 | COMCAST CHICAGO | 800-COMCAST | \$162.90 |
| 11/21/2024 | CONTACT ONE CALL CENTER | 520-2929222 | \$137.65 |
| 11/22/2024 | AMAZON MKTPL | AMZN.COM/BILL | \$7.99 |
| 11/22/2024 | AMAZON MKTPL | AMZN.COM/BILL | \$14.28 |
| 11/22/2024 | AMAZON.COM*BZ89G2CJ3 | AMZN.COM/BILL | \$251.99 |
| 11/22/2024 | DNH*GODADDY#3424940470 | HTTPS://WWW.G | \$199.98 |
| 11/23/2024 | AMZN MKTP US | AMZN.COM/BILL | \$109.95 |
| 11/23/2024 | COMCAST CHICAGO | 800-COMCAST | \$42.04 |
| 11/24/2024 | ATT*BILL PAYMENT | 800-288-2020 | \$125.17 |
| 11/25/2024 | AMAZON RETA* Y76S82AT3 | WWW.AMAZON.CO | \$99.00 |
| 11/25/2024 | BESTBUYCOM806992199080 | 888BESTBUY | \$1,379.98 |
| 11/25/2024 | BESTBUYCOM806992199080 | 888BESTBUY | \$1,379.98 |
| 11/25/2024 | COMCAST CHICAGO | 800-COMCAST | \$162.90 |
| 11/25/2024 | DNH*GODADDY#3431502065 | HTTPS://WWW.G | \$99.99 |
| 11/25/2024 | OFFICEMAX/DEPOT 6444 | BATAVIA | \$49.13 |
| 11/25/2024 | OFFICEMAX/DEPOT 6444 | BATAVIA | \$49.13 |
| 11/25/2024 | OFFICEMAX/DEPOT 6444 | BATAVIA | \$49.13 |
| 11/26/2024 | AED SUPERSTORE | 800-544-0048 | \$6,709.57 |
| 11/26/2024 | AMAZON MKTPL | AMZN.COM/BILL | \$47.49 |
| 11/26/2024 | AMAZON.COM*Z34LG4N20 | AMZN.COM/BILL | \$279.96 |
| 11/26/2024 | DNH*GODADDY#3433418220 | HTTPS://WWW.G | \$115.48 |
| 11/26/2024 | NAMETAGCOUNTRY.COM | NAMETAGCOUNTR | \$50.95 |

Total: \$25,238.89

Total all: \$31,003.02

STATE OF ILLINOIS)
COUNTY OF KANE)

SS.

RESOLUTION NO. TMP-24-3274

AUTHORIZING CONTRACT EXTENSION OF AERIAL ORTHOIMAGERY

WHEREAS, the County of Kane intends to continue efforts to maintain accurate, reliable, and up-to-date geographical data; and

WHEREAS, the aerial imagery serves as a framework for the County's Geographic Information System and supports the decision-making process for many important issues currently facing Kane County, including real estate development and land use, transportation infrastructure, storm water and watershed management and analysis: and

WHEREAS, it is recommended to extend the original 2021 Aerial Orthoimagery Contract (RES# 21-09), for an additional one (1) year extension to Kucera International Inc. (RES#23-12) was the 2nd extension. This would be the 3rd extension of this contract; and

WHEREAS, the County of Kane requests and Kucera International Inc. agrees to the extension of the contract for an additional one (1) year of services at the same term and conditions as in 2021; and

WHEREAS, appropriate funds have been budgeted and are available in the FY 2025 GIS-Technologies special revenue budget.

NOW, THEREFORE, BE IT RESOLVED that the Kane County Board that the Chairman is hereby authorized to execute a one (1) year contract extension with Kucera International Inc for the acquisition of 2025 Aerials in an amount not to exceed Ninety-Four Thousand Eight Hundred Dollars and Zero Cents (\$94,800.00).

Line Item: 101.060.070.50150

Line Item Description: Contractual Services

Was Personnel/Item/Service approved in original budget or a subsequent budget revision? Yes

Are funds currently available for this Personnel/Item/Service in the specific line item? Yes

If funds are not currently available in the specified line item, where are the funds available? N/A

Passed by the Kane County Board on January 14, 2025.

John A. Cunningham, MBA, JD, JD
Clerk, County Board
Kane County, Illinois

Corinne M. Pierog MA, MBA
Chairman, County Board
Kane County, Illinois

Vote:



RESOLUTION / ORDINANCE EXECUTIVE SUMMARY ADDENDUM

Title

Authorizing Contract Extension for Aerial Orthoimagery

Committee Flow:

Administration Committee, Executive Committee, County Board

Contact:

Kurt Lebo 630-208-8655

Budget Information:

| | |
|--|-----------------------------------|
| Was this item budgeted? Yes | Appropriation Amount: \$94,800.00 |
| If not budgeted, explain funding source: N/A | |

Summary:

Resolution requests a contract extension with Kucera International Inc for the acquisition of 2025 Aerials in an amount not to exceed Ninety-Four Thousand Eight Hundred Dollars and Zero Cents (\$94,800.00).

A one-year contract was awarded to Kucera International Inc.
(RES#21-09) with mutual option to extend for additional three (3) one (1) year renewals.
(RES#23-12) was 2nd extension

This resolution is seeking approval of an additional, optional one (1) year renewal for this contract.

This is the third extension of optional renewals

COUNTY OF KANE

Corinne M. Pierog MA, MBA
Kane County Board Chairman



Kane County Government Center
719 South Batavia Avenue
Geneva, IL 60134
P: (630) 232-5931
CPierog@kanecoboard.org
www.countyofkane.org

DOCUMENT VET SHEET

For
Corinne Pierog
Chairman, Kane County Board

Name of Document: AUTHORIZING CONTRACT EXTENSION OF AERIAL ORTHOIMAGERY Resolution No.: _____

Submitted by: Thomas S. Nicoski/Charles Lasky

Dept. Head Signature & Date: _____
(Subject Matter Sign-off)

DocuSigned by:
Charles Lasky
540ACFB3C72C4CA...

Date Submitted: 10/22/2024

Legal Review of Contract
Terms (Atty. Sign-off): *JTC*

Approved by: Francis Cermak
(Legality) (Print Name)

Francis Cermak
(Signature)

11/20/2024
(Date)

Post on Web: Yes _____ No Atty. Initials *JTC*

Comments: _____

Chairman signed: Yes _____ No _____ Date _____

Document returned to: _____
(Name/Department)

CONTRACT AGREEMENT

KUCERA INTERNATIONAL INCORPORATED AERIAL PHOTOGRAPHY - DIGITAL PHOTOGRAMMETRY - GIS SERVICES

| | | | |
|-----------------|-------------------------------|--------------------------------|----------------|
| MAIN OFFICE: | 38133 Western Parkway | Willoughby, Ohio 44094 | (440) 975-4230 |
| BRANCH OFFICES: | 3889 Grove City Road | Grove City, Ohio 43123 | (614) 539-3925 |
| | 110 W Reynolds St., Suite 207 | Plant City, Florida 33563 | (813) 754-9247 |
| | 1121 Boyce Road, #3100 | Pittsburgh, Pennsylvania 15241 | (724) 942-2881 |

This Agreement is made this ___ day of _____, 2024, between the Kane County, Illinois GIS Department, 719 S. Batavia Avenue, Geneva, Illinois 60134, hereinafter referred to as the "County," and Kucera International Inc., an Ohio corporation, 38133 Western Parkway, Willoughby, OH 44094, hereinafter referred to as the "Consultant."

WHEREAS the County desires to engage the Consultant to provide professional aerial mapping services as described in the County's November 12, 2020 Invitation to Bid No. 02-021 for Aerial Imagery, as date-adjusted for the 2025 renewal period.

WHEREAS the Consultant desires to render those services as described in Section 1: Scope of Services herein.

NOW, THEREFORE, the County and the Consultant in consideration of the mutual covenants contained herein agree as follows:

SECTION 1: SCOPE OF SERVICES

A. The Consultant will provide to the County professional aerial imaging/photogrammetric services which will generally consist of digital aerial photography, ground control surveying, aerotriangulation, digital elevation model (DEM) updating/preparation and digital orthophoto mapping covering the County and designated 1 mile outer buffer, with an area of approximately 624 square miles.

The digital aerial photography will be performed during Spring 2025 season leaf off conditions and will be captured at 0.25' (3") or higher resolution in 4-band form. The projectwide orthoimagery will be provided at 3" resolution in the following forms:

- 4-band tiles in uncompressed GeoTIFF and compressed SID formats
- 3-band color Township coverage mosaics in SIDV.2 and SIDV.4 formats

**2025 Aerial Imagery Services Contract Agreement between
Kane County, Illinois and Kucera International Inc.**

Ancillary deliverables will include 20 raw aerial image samples, flight index in ESRI shapefile, ground control locations in ASCII, aerotriangulation report, camera calibration certificates, tile index in ESRI shapefile, and FGDC-compliant project level metadata.

The project area and services to be performed are more specifically described in the County's November 12, 2020, Aerial Imagery IFB and associated correspondence, and the Consultant's November 30, 2020, bid response, which are Exhibits A and B respectively, and as date-adjusted for the 2025 renewal period.

SECTION 2: DEFINITION OF TERMS

A. **Contract Officer** - shall refer to the duly designated County official charged with general administration and coordination of matters related to this Agreement on behalf of the County.

B. **Project Coordinator(s)** - shall refer to the County's designated person or persons who will serve as primary points of contact and be responsible for coordinating all aspects of work to be performed with the Consultant's assigned Project Manager.

C. **Chief Administrator** - shall refer to an official of the Consultant charged with general administration and coordination of matters related to this Agreement.

D. **Project Manager** – shall refer to the person assigned by the Consultant to serve as the Consultant's primary point of contact, with responsibility for oversight of the Consultant's work, reporting the status of the work, and otherwise coordinating with the County Project Coordinator.

E. **Project Area(s)** - shall refer to the areas designated for which the Consultant shall perform the services referenced and described in this Agreement.

F. **Work/Deliverables** - shall refer to all data provided to the County corresponding to the contracted services and described herein, e.g., imagery, reports, digital mapping, etc.

G. **Delivery** - shall refer to transmittal of data corresponding to the contracted services from the Consultant to the County.

H. **Acceptance** - shall refer to the County's approval of deliverables submitted and associated series performed by the Consultant.

**2025 Aerial Imagery Services Contract Agreement between
Kane County, Illinois and Kucera International Inc.**

SECTION 3: RESPONSIBILITIES OF THE COUNTY

- A. The County shall assign a Project Coordinator(s) with the authority to review and approve materials and deliverables submitted by the Consultant and to act as liaison between the County and Consultant.
- B. The County shall within a reasonable time frame review any samples or deliverables and approve or comment on same.
- C. The County shall, within a reasonable time after a request is received from the Consultant, answer or address any unforeseen questions that may arise in the course of the work performed by the Consultant.
- D. The County shall provide any County-designated source data or support to the Consultant required to complete the project work.
- E. The County at its expense shall pay for the shipment of any materials to the Consultant.

SECTION 4: RESPONSIBILITIES OF THE CONSULTANT

- A. The Consultant agrees to perform in a professional manner all of the services outlined in Section 1: Scope of Services and as further described in Exhibits A and B.
- B. The Consultant agrees that no changes shall be made in the services outlined in Section 1: Scope of Services and/or Exhibit A without the express written prior consent and Agreement of the County and the Consultant.
- C. The Consultant shall be fully responsible for the technical adequacy and accuracy of the work. No action by the County in its review, approval and/or acceptance or by any payment made hereunder shall be construed as a waiver of the technical adequacy and accuracy of the Consultant's work.
- D. The Consultant shall assign to the work a Project Manager whose duties will be to oversee and coordinate the work with the County's Project Coordinator(s) and make regular status reports to the County.
- E. The Consultant shall pay for the shipment of all deliverables and materials to the County.
- F. The Consultant shall begin to perform the services upon receipt of the County's notice to proceed signed by the Contract Officer or designee of the same and shall complete such work as outlined in Section 5: Time of Completion.

**2025 Aerial Imagery Services Contract Agreement between
Kane County, Illinois and Kucera International Inc.**

G. The Consultant will retain a backup copy of all significant interim and final data produced for the contract, e.g., raw aerial imagery, updated DEM, digital orthophoto imagery, etc.

H. The Consultant shall obtain any non-County owned/provided outside source data designated for use in the completion of the contract work.

SECTION 5: TIME OF COMPLETION

The Consultant agrees to complete the project work according to the following schedule by phase/deliverable:

| Phase | Start | Complete |
|---|--------------|-----------------|
| Project Initiation/Work Plan | 2/1/25 | 2/20/25 |
| Ground control survey/point file | 2/30/25 | 3/30/25 |
| Aerial flyover (leaf off) | ~3/15/25 | 4/20/25 |
| Aerial data processing/QC with sample imagery and flight index | 4/20/25 | 5/30/25 |
| Aerotriangulation and DEM review/update with triangulation report | 6/1/25 | 7/30/25 |
| Pilot project orthoimagery | 8/1/25 | 8/30/25 |
| Orthoimagery and metadata: | | |
| Ortho tiles w/metadata | 9/1/25 | 10/30/25 |
| Ortho mosaics w/ DEM, tile index | 11/1/25 | 11/30/25 |

The contract work shall be completed by November 2025, with the exception of add-on work mutually agreed to be subsequently completed and any revisions or additions to the work required for contract compliance determined subsequent to completion/delivery.

Consultant agrees to exercise reasonable care and diligence in anticipating potential problems and delays in completing the work. Such care shall include anticipating and making provision for loss of critical employees, normal failure of equipment, and other such schedule-disrupting occurrences normally experienced and reasonably capable of being anticipated by like organizations.

Extensions of time may be granted by the County upon written request of the Consultant, provided such request is made prior to the expiration of this Agreement, do not involve acts of failure by Consultant to exercise reasonable care and diligence as noted above, and are based on documented evidence of need under one or more of the following criteria:

1. Any required aerial photo reflights which may be necessary and cannot be completed during the calendar year in which the Project Area work is authorized.

**2025 Aerial Imagery Services Contract Agreement between
Kane County, Illinois and Kucera International Inc.**

2. Delays by the County in providing notices to proceed, County-designated source data, or review/acceptance of the Consultant's work.
3. Significant changes in the scope of work/project parameters which affect scheduling.
4. Acts of nature or other conditions or circumstances beyond the control of the Consultant which are not due to its negligence or that of its employees, agents or assigns, but which affect the Consultant's ability to perform.

SECTION 6: PROGRESS REPORTS

Following the first day of execution of this Agreement, the Consultant shall submit at a regular agreed interval, reports of progress which describe work completed up to the date of such report.

SECTION 7: DELIVERY OF WORK/DELIVERABLES

Consultant shall certify to the County when the work or any portion thereof has been completed and products of such work have been delivered to the County for inspection.

SECTION 8: INDEPENDENT CONTRACTOR STATUS

The status of the Consultant under this Agreement with respect to the services to be performed by the Consultant hereunder shall be that of "independent contractor." Nothing herein shall be construed to create an employer/employee relationship between the County and the Consultant or any other subconsultant hired by the Consultant.

SECTION 9: COVENANT AGAINST CONTINGENT FEES

The Consultant warrants that it has not employed or retained any company or person other than a bona fide employee working solely for the Consultant to solicit or secure this Agreement, and that Consultant has not paid or agreed to pay any company or person, other than a bona fide employee working solely for the Consultant, any fee, percentage, brokerage fee, gifts, or any other consideration, contingent upon or resulting from the award or making of this Agreement. For breach of violation of this warranty, the County shall have the right to annul this Agreement without liability, or, at its discretion, to deduct from the Agreement price or consideration, or otherwise recover, the full amount of such fee, percentage, brokerage fee, gifts, or contingent fee.

SECTION 10: INSURANCE

Consultant shall carry and maintain in force for the duration of the Agreement insurance coverage, underwritten by insurer(s) lawfully authorized to write

**2025 Aerial Imagery Services Contract Agreement between
Kane County, Illinois and Kucera International Inc.**

insurance in the State of Illinois, of the County-specified minimum types and limits (Section 27 of county Bid No. 02-021), and any related insurance requirements of the County.

SECTION 11: WARRANTY

The Consultant, by signing this Agreement, acknowledges full understanding of the extent and character of the work required and the conditions surrounding the performance thereof. The County will not be responsible for any alleged misunderstanding of conditions surrounding the performance thereof. It is understood that the execution of this Agreement by the Consultant serves as its stated commitment to fulfill all the conditions referred to in this Agreement.

Consultant warrants the work performed and deliverables provided under this Agreement shall conform to the project specifications and the relevant recognized standards and procedures of the aerial mapping profession, including the County's specified ASPRS14 horizontal accuracy standard of 36.7cm at 95% confidence. The work shall be of high quality and shall meet the tolerances allowed by the project specifications and standards, within the limits of specified/proposed project technology and conditions. If the Consultant is notified in writing by the County of a discrepancy, deficiency, inaccuracy, or fault in the work, within thirty (30) days of such notice the Consultant shall re-perform such portions of the work necessary to correct the fault. If the fault requires a repeat of the aerial flyover of the project area, the repeat flyover will be performed at the first available opportunity at a time of the year mutually agreed upon with and approved by the County. All rework shall be at no additional cost to the County.

The warranty will apply indefinitely for major errors/defects found in Consultant's mapping and for one year from the time of final data delivery for cosmetic/minor revisions and replacement of lost data files previously documented to be delivered. The Consultant shall not be liable for secondary, incidental or consequential damages of any nature resulting from any work properly performed under this Agreement.

SECTION 12: INSPECTION AND CORRECTION

The Consultant shall correct any major defects/errors in the work found following the County's review period, and shall make accessible to the County any information, data, materials and processes the County deems reasonably necessary to evaluate and confirm the accuracy and quality of Consultant's work. The Consultant shall not be liable for any expense of the County's review or inspection processes.

The County shall promptly after its inspection notify the Consultant of the nature of any work deemed non-acceptable. Upon such notification Consultant shall within sixty (60) days replace, modify or adjust its work to meet specifications, at its

**2025 Aerial Imagery Services Contract Agreement between
Kane County, Illinois and Kucera International Inc.**

expense. Work shall be considered acceptable to the County if indicated as such by the absence of other notification.

SECTION 13: ACCEPTANCE

The County shall give written notice of its acceptance or non-acceptance of work to the Consultant within a 90-day review period. If no such notice is given to the Consultant, the work shall be deemed accepted by the County, subject to the Consultant's warranty.

SECTION 14: OWNERSHIP AND USE OF PROJECT DATA

A. The Consultant hereby understands and acknowledges that any and all information gathered, generated and delivered to the County as outlined in the Scope of Services is for the exclusive use and benefit of the County, and shall be the sole property of the County and that such information shall not be disseminated by the Consultant without the express written consent of the County.

B. All information, data, designs, plans, drawings, maps, imagery, specifications or other work furnished to or developed for the County by the Consultant, its employees, agents, or assigns, pursuant to this Agreement, shall be the sole property of the County, and all rights therein are reserved by the County. The Consultant, its assigns, employees, or agents shall not provide any imagery or map data developed under this Agreement to any party other than the County without the County's consent.

C. In the course of the work, the Consultant, upon the express written consent of the County, may fill requests by non-County agents, business entities or individuals for services/products from the project data which are not part of this Agreement. Should this occur, the Consultant shall charge a reasonable fee for its service and at the County's option will credit the County an agreed upon percentage of such fees.

D. Upon the completion of the work, the County may at its option enter a contract with the Consultant to supply products and services which the County may not be equipped to furnish to non-County agencies or individuals. The Consultant will as needed furnish a list of products and services over and above those furnished to the County along with fees for such products and services, and the County may direct the Consultant to charge such fees for them, as the County deems appropriate.

E. The Consultant hereby agrees to maintain one copy of all information gathered, generated and delivered within its office in digital computer file form to serve as a backup to the data furnished to the County. Should the County suffer the loss of any of its data the Consultant agrees to replace same from its files at a reasonable fee for a period of ten years.

**2025 Aerial Imagery Services Contract Agreement between
Kane County, Illinois and Kucera International Inc.**

F. The County shall be entitled to rely on the technical accuracy of the data furnished by the Consultant with the understanding that the Consultant is not responsible for alterations made to and/or improper interpretation/use of the data by the County.

SECTION 15: COPYRIGHTS AND DISCLAIMERS

- A. Copyright and title to all final deliverable products (e.g., aerial imagery, digital orthophotography) shall pass from the Consultant to the County upon the County's payment for the deliverables.
- B. Use by an outside party of the project data while in the Consultant's possession shall require advance approval from the County.

SECTION 16: COMPENSATION FOR CONSULTANT'S SERVICES

In consideration for the services performed hereunder, Consultant shall be paid the following by project phases:

| | |
|--|-----------------|
| A. Acquisition Phase – aerial flyover, ground survey and associated deliverables (50% of contract) | \$47,400 |
| B. Production Phase – aerotriangulation, DEM, orthoimagery, metadata and associated deliverables (50% of contract) | <u>\$47,400</u> |
| Total Contract Amount | \$94,800 |

Invoicing for each phase will be based upon documentation of completion and/or transmittal of corresponding phase deliverables.

Additional/optional services will only be performed by the Consultant with written authorization of the County at mutually agreed cost.

SECTION 17: INVOICING

The Consultant's invoices shall be submitted over the course of the contract and reflect work completed and delivered and/or documented by percentage of project phases as indicated in Section 16 (Compensation) of the Contract Agreement. The County agrees to review and process/pay the Consultant's invoice within approximately ninety (90) days of receipt.

**2025 Aerial Imagery Services Contract Agreement between
Kane County, Illinois and Kucera International Inc.**

SECTION 18: PRICE GUARANTEE

The fees quoted for work contracted for by the County as part of this Agreement, or quoted by the Contractor for additional services during the course of this Agreement shall be applicable until December 31, 2025. Should the County defer any portion of the originally specified work beyond this date, the fee for such work deferred may be adjusted by the Consumer Price Index (CPI) for the prior year or other mutually agreed upon factor.

SECTION 19: COMPLIANCE WITH THE LAW

A. The Consultant under this Agreement is an equal opportunity employer and shall conduct all contract activities without regard to race, color, national origin, sex, sexual orientation, religion, age, and other such contract participant characteristics to the extent that such do not interfere with satisfactory contract performance.

B. The Consultant shall observe and comply with all applicable statutes, ordinances, rules and regulations of federal, state and local governments in effect at the execution of this Agreement.

SECTION 20: TERMINATION

This Agreement shall terminate upon the County's acceptance of and payment for all authorized deliverables and services. The Consultant will retain a backup copy of all final and significant interim data deliverables for the contract, e.g., aerial imagery, DEM, digital orthophoto imagery, etc.

The County may terminate this Agreement with 60 days written notice to the Consultant for reasons unrelated to the Consultant's performance (e.g., lack of adequate funding for continuation). In the event of such termination, the County shall be liable for the payment of all work properly performed prior to the effective date of termination, including all portions of work which were partially completed.

If for any cause the Consultant shall default in the performance of this Agreement or any part thereof and has failed to address such default within sixty (60) days after receipt of written notice sent by certified mail, return receipt requested, specifying such default, the County may terminate this Agreement at its option and sue the Consultant based upon a failure of the Consultant to adhere to this Agreement.

SECTION 21: AMENDMENTS

No amendment to this Agreement shall be effective unless it is in writing and signed by duly authorized representatives of each party hereto.

**2025 Aerial Imagery Services Contract Agreement between
Kane County, Illinois and Kucera International Inc.**

SECTION 22: AGREEMENT INTEGRITY AND PRECEDENCE

This document and attachments represent the full and final Agreement between the Consultant and the County. If any provisions of the Agreement are deemed void or unenforceable, all other provisions will remain in effect.

SECTION 23: JURISDICTION AND SIGNATURES


This Contract is hereby signed in the State of Illinois and the laws of the State of Illinois shall be applicable hereto.

IN WITNESS WHEREOF, the parties have executed this Agreement on the date hereinabove first written.

KANE COUNTY, ILLINOIS

KUCERA INTERNATIONAL INC.

By: _____
Kane County Authorized
Representative

By: 
John Antalovich, Jr. PE
President

Date: _____

Date: 10/17/24